

Fiscal Year 2023 Budget



Three goals. One team.



WRIGHT STATE
UNIVERSITY

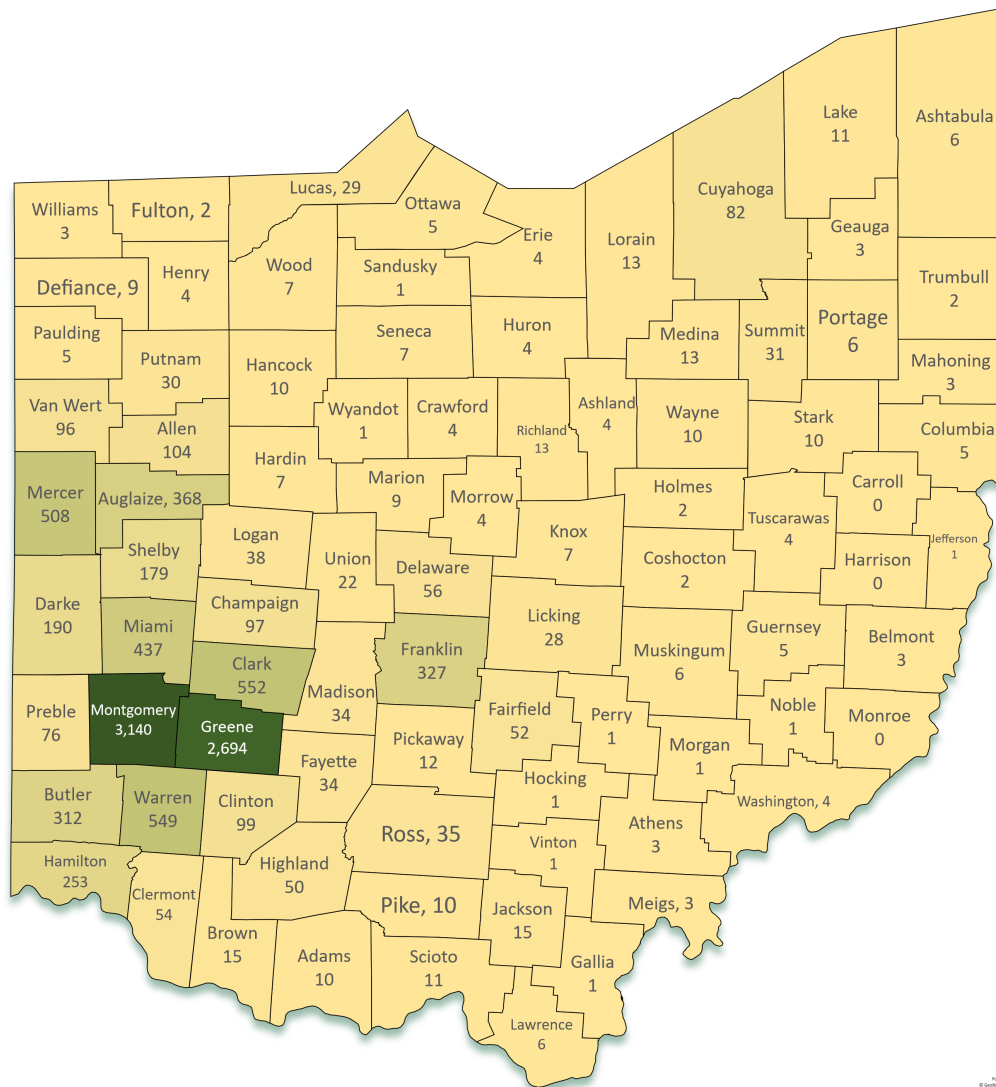
University Profile



Wright State leads with the highest % in-state student population (Fall 20)

Institution Name	In State	Out of State
Wright State University	94%	6%
University of Akron	93%	7%
Cleveland State University	93%	7%
Shawnee State University	88%	12%
Bowling Green State University	87%	13%
Youngstown State University	84%	16%
Kent State University	82%	18%
Ohio University	82%	18%
University of Cincinnati	79%	21%
University of Toledo	76%	24%
Ohio State University	75%	25%
Miami University	59%	41%
Central State University	27%	73%
Total	79%	21%

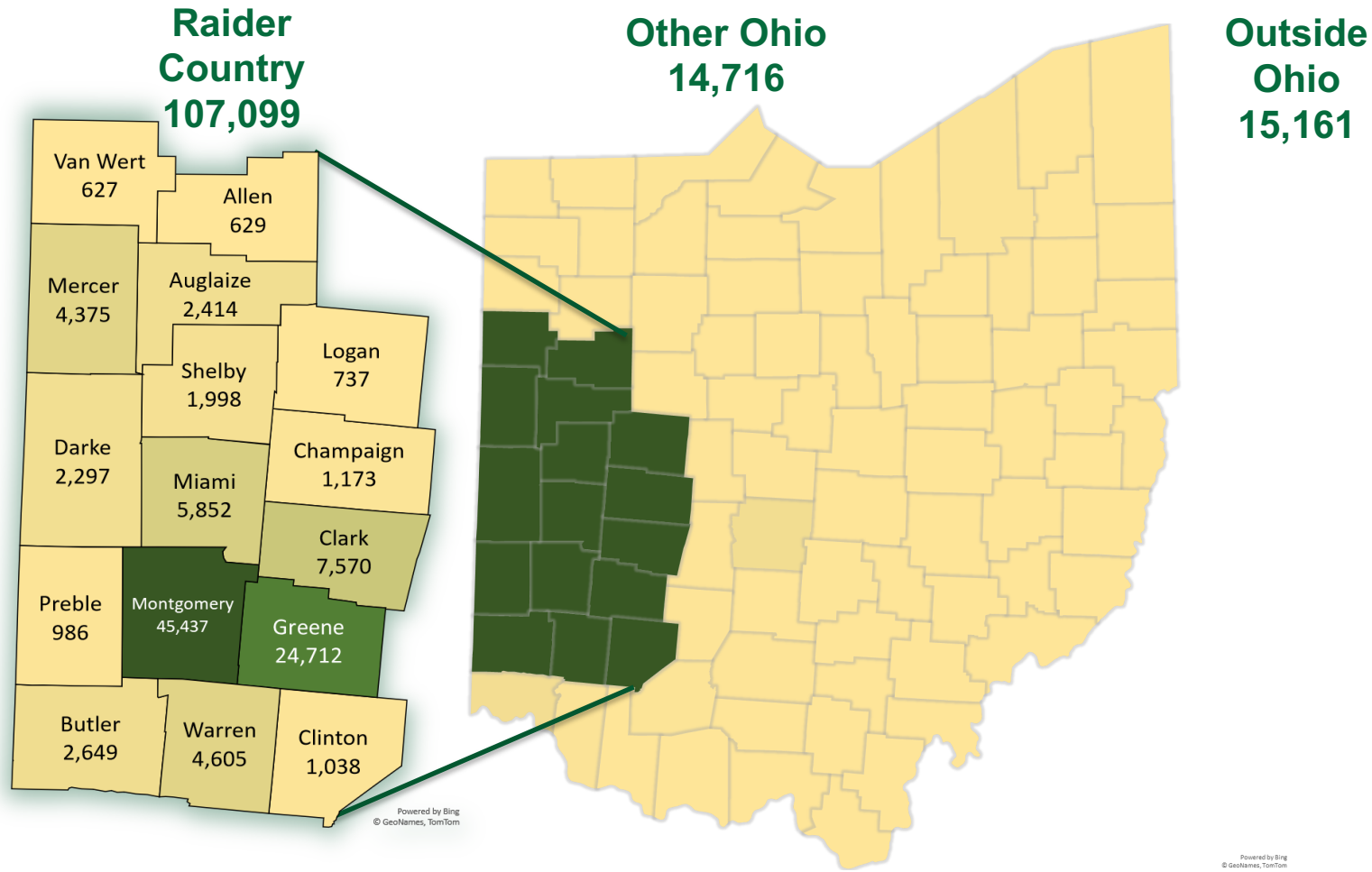
Students come from across the State (Fall 21)



**82 of 88 Counties
(93%) Represented**

89% of all degrees awarded to Ohio residents

136,976



Snapshot of Degree Areas

2011

2021

Undergraduate

1. Nursing
2. Psychology
3. Biological Science
4. Organizational Leadership
5. Mechanical Engineering

1. Nursing
2. Psychology
3. Mechanical Engineering
4. Elementary Education P-5
5. Computer Science

Graduate

1. Business
2. Nursing
3. Classroom Teacher
4. Counseling
5. Educational Leadership

1. Computer Science
2. Business
3. Clinical Psychology
4. Counseling
5. Electrical Engineering

A look ahead


KNOCKING
AT THE COLLEGE DOOR

 [DOWNLOAD DATA](#)  [SUBSCRIBE](#)  [EMAIL US](#)  [#KNOCKINGCOLLEGEDOOR](#)  [WICHE.EDU](#)

[HOME](#) | [10TH EDITION](#) | [PROFILES](#) | [DATA](#) | [SPECIAL ANALYSES](#) | [RESOURCES](#)



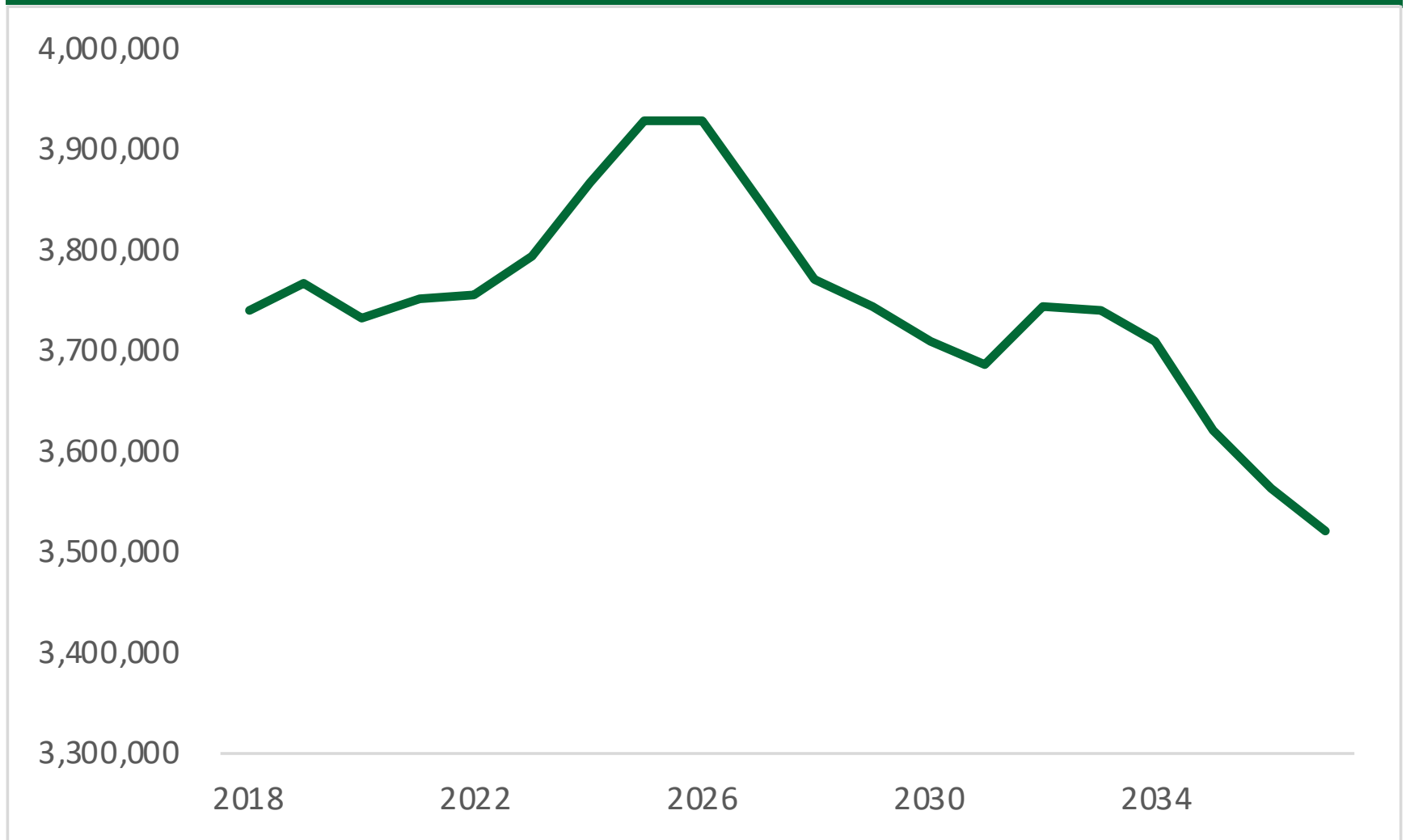
KNOCKING AT THE COLLEGE DOOR

PROJECTIONS OF U.S. HIGH
SCHOOL GRADUATES

[LEARN MORE](#)

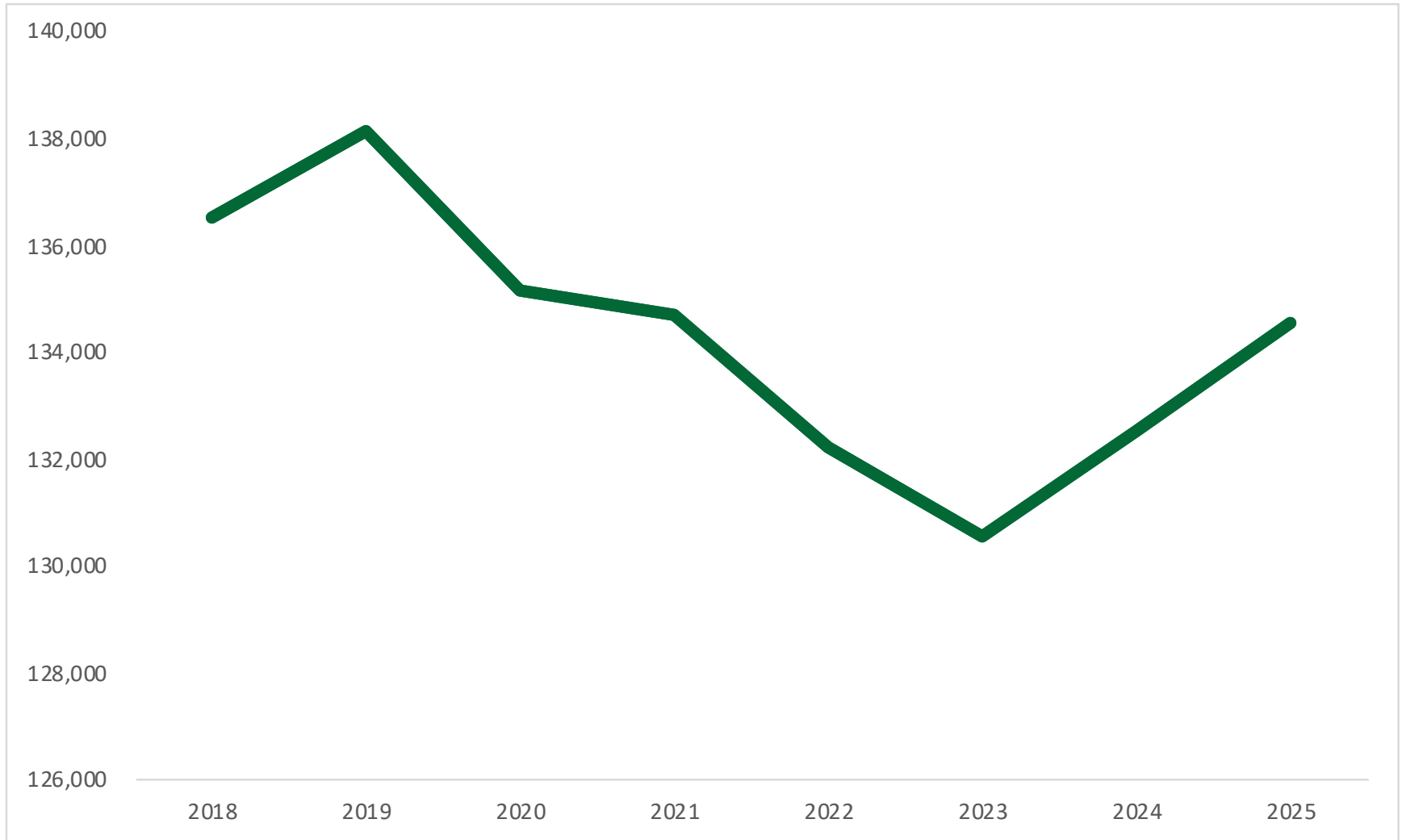


High School Graduates in the U.S. are projected to decline



Source: Western Interstate Commission for Higher Education, Knocking at the College Door:
Projections of High School Graduates, 2020, www.knocking.wiche.edu.

Ohio will experience a slight upswing the next few years



Source: Western Interstate Commission for Higher Education, Knocking at the College Door:
Projections of High School Graduates, 2020, www.knocking.wiche.edu.

Enrollment Update

Welcome to the
**WRIGHT STATE
COMMUNITY!**

WRIGHT STATE UNIVERSITY



A Leader in Affordability

Rank Public University

- 1 Youngstown State University
2. **Wright State University**
3. University of Toledo
4. Cleveland State University
5. Ohio State University
6. Kent State University
7. University of Akron
8. University of Cincinnati
9. Bowling Green State University
10. Ohio University
11. Miami University

Shawnee State University*

Central State University*

**WSU Undergraduate
Tuition
Fall 2022**

In State
\$10,864

Out of State
\$20,282

* Receive additional state supplement to maintain low tuition.

A Leader in Economic Mobility



REPORT Published January 27, 2022 • 9 minute read

Out With the Old, In With the New: Rating Higher Ed by Economic Mobility

Rank Public University

1. Cleveland State University
2. **Wright State University**
3. University of Toledo
4. Ohio State University
5. Youngstown State University
6. University of Cincinnati
7. Kent State University
8. Bowling Green State University
9. Miami University
10. Ohio University
11. Shawnee State University
12. University of Akron



ECONOMIC MOBILITY INDEX
AMONG OHIO PUBLIC UNIVERSITIES

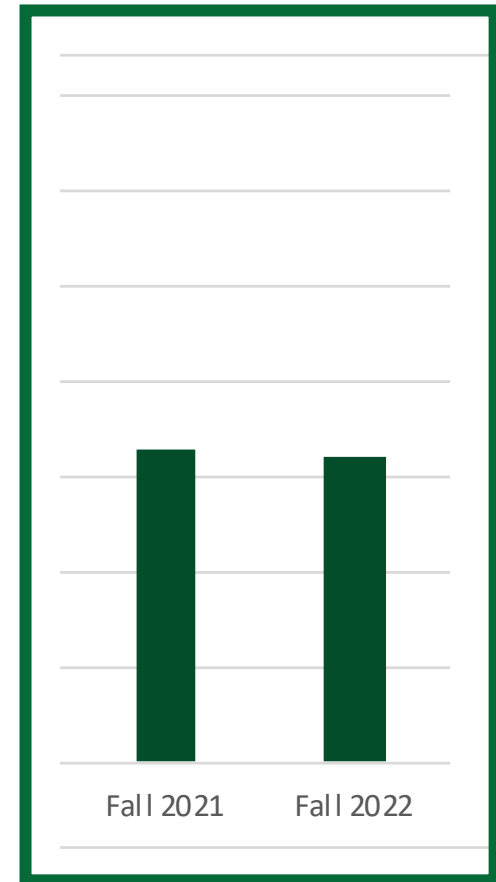
Third Way, 2022

Source: Third Way

Fall Enrollment Trends

Key Enrollment Indicators

- Applications
- Admits
- Statements of Intent
- Registrations for Orientation
- I-20 Issuances
- Returning Student Registrations



Note: Data are as of 11 Weeks Prior to the start of the term indicated.

Financial Profile



Enrollments spread across the University (Fall 2021)

College/Category	Headcount
Health Education & Human Services	2,402
Engineering & Computer Science	2,001
Raj Soin College of Business	1,533
College of Liberal Arts	1,527
Science & Mathematics	1,487
High School - College Credit Plus	824
Lake Campus	807
School of Medicine	607
Undecided	147
Undergraduate Non-Degree	103
Graduate Non-Degree	31
	11,469

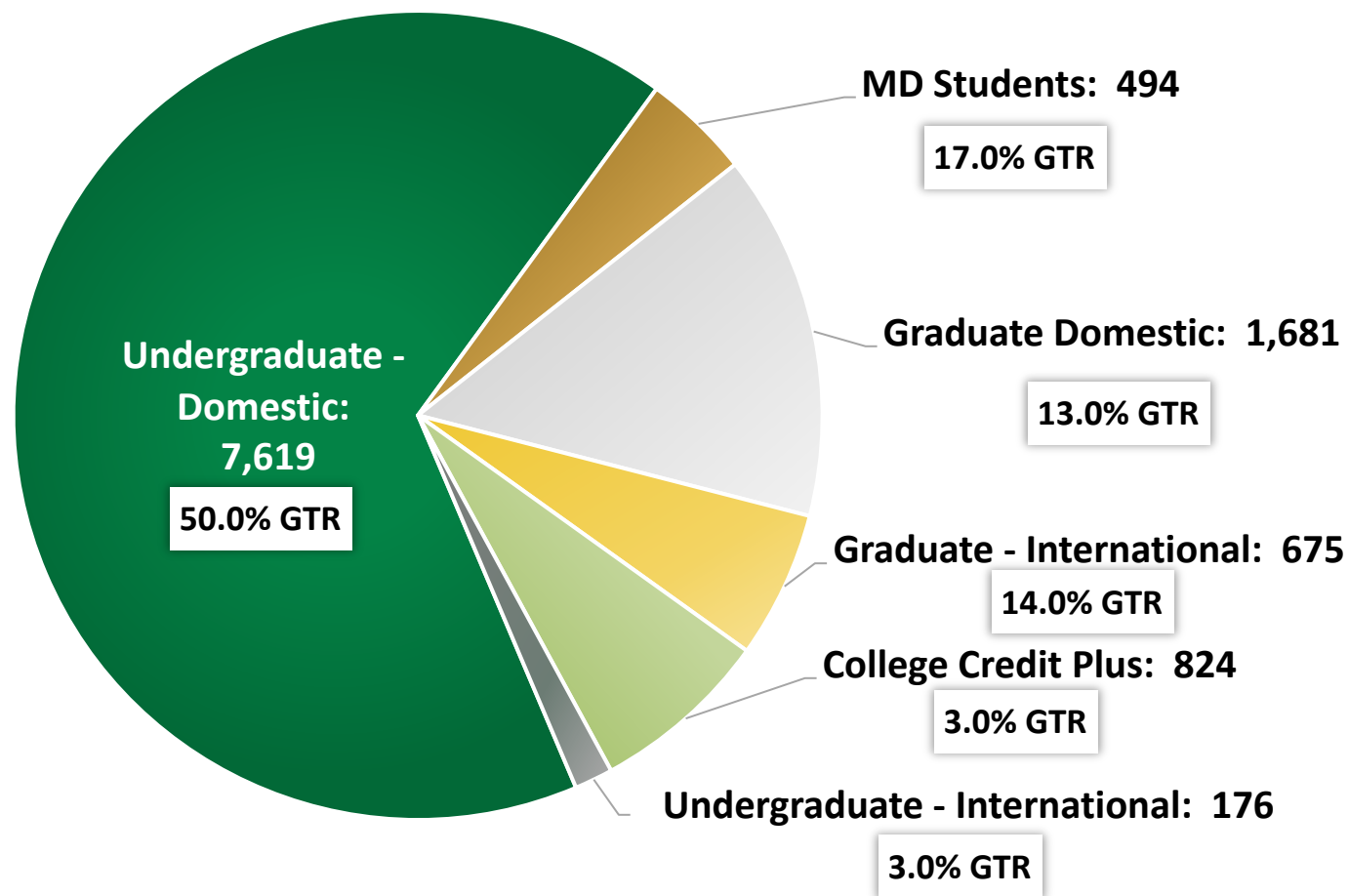
Undergraduate

1. Nursing
2. Psychology
3. Mechanical Engineering
4. Elementary Education P-5
5. Computer Science

Graduate

1. Computer Science
2. Business
3. Clinical Psychology
4. Counseling
5. Electrical Engineering

Enrollment and Percent of Gross Tuition Revenue by Student Type – Fall 2021



Financial Benchmarks continue to improve

**DAYTON
BUSINESS JOURNAL**

Moody's upgrades Wright State's credit rating, citing 'marked improvement in liquidity'

Moody's Rating Baa1 Stable

Dayton Daily News
Complete. In-Depth. Dependable.

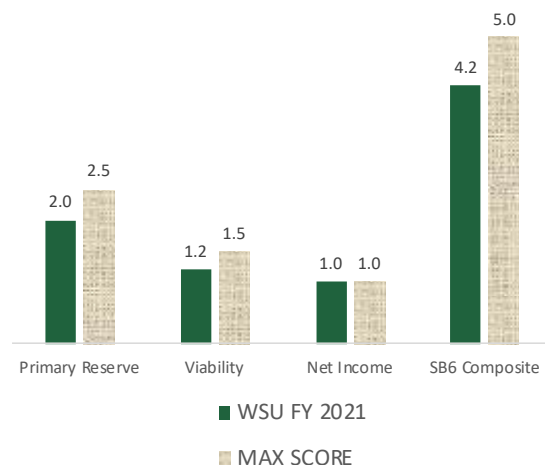
Coronavirus Business Investigations Opinion Life Food Sports Obituaries

JUST IN: Wright State receives financial ratings upgrade

FY 21

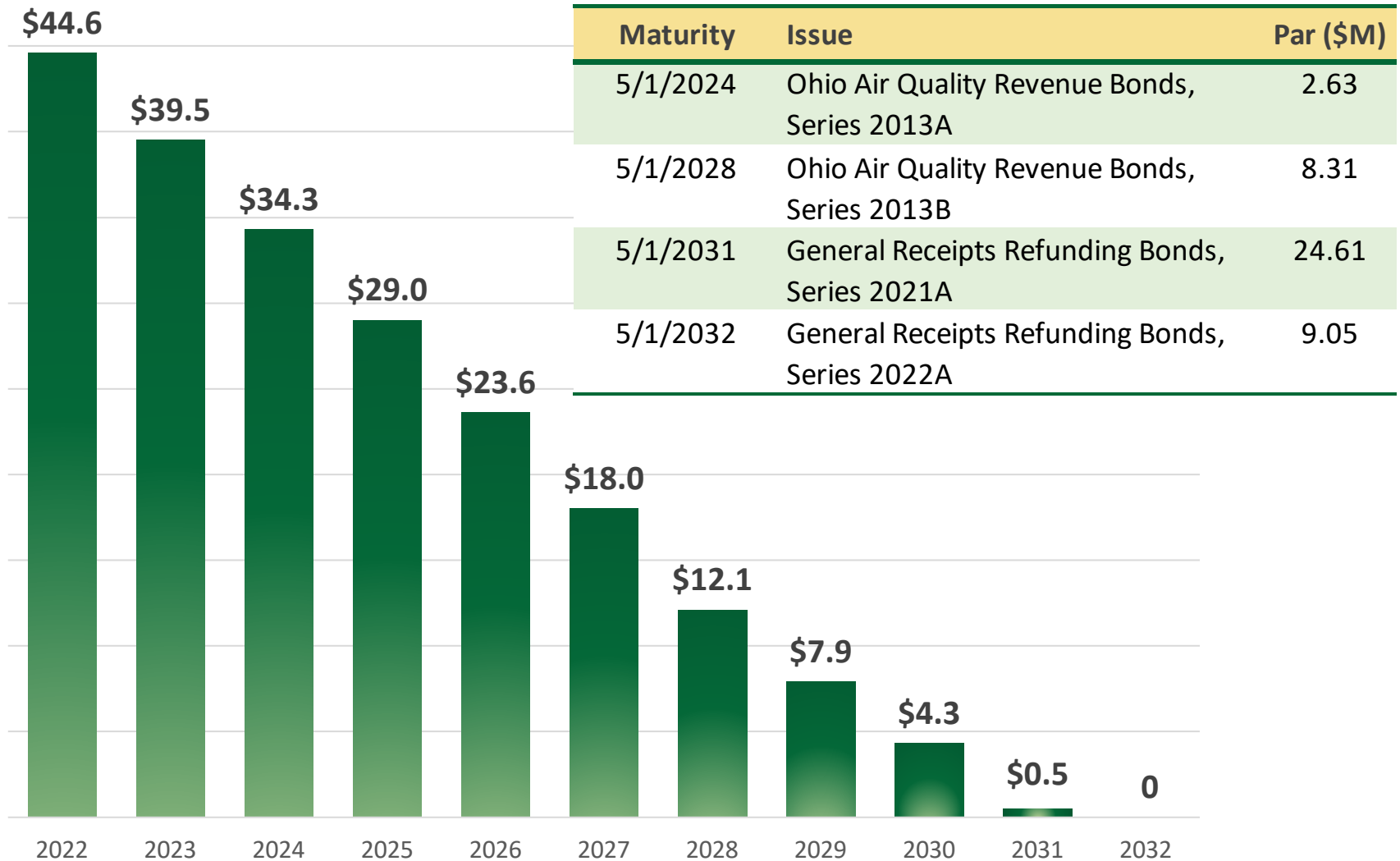
Composite Financial Index 4.4

Senate Bill 6 Ratio Score 4.2



FY	2017	2018	2019	2020
SB 6	0.8	2.2	3.2	3.2

Outstanding Debt Obligations continue to decline

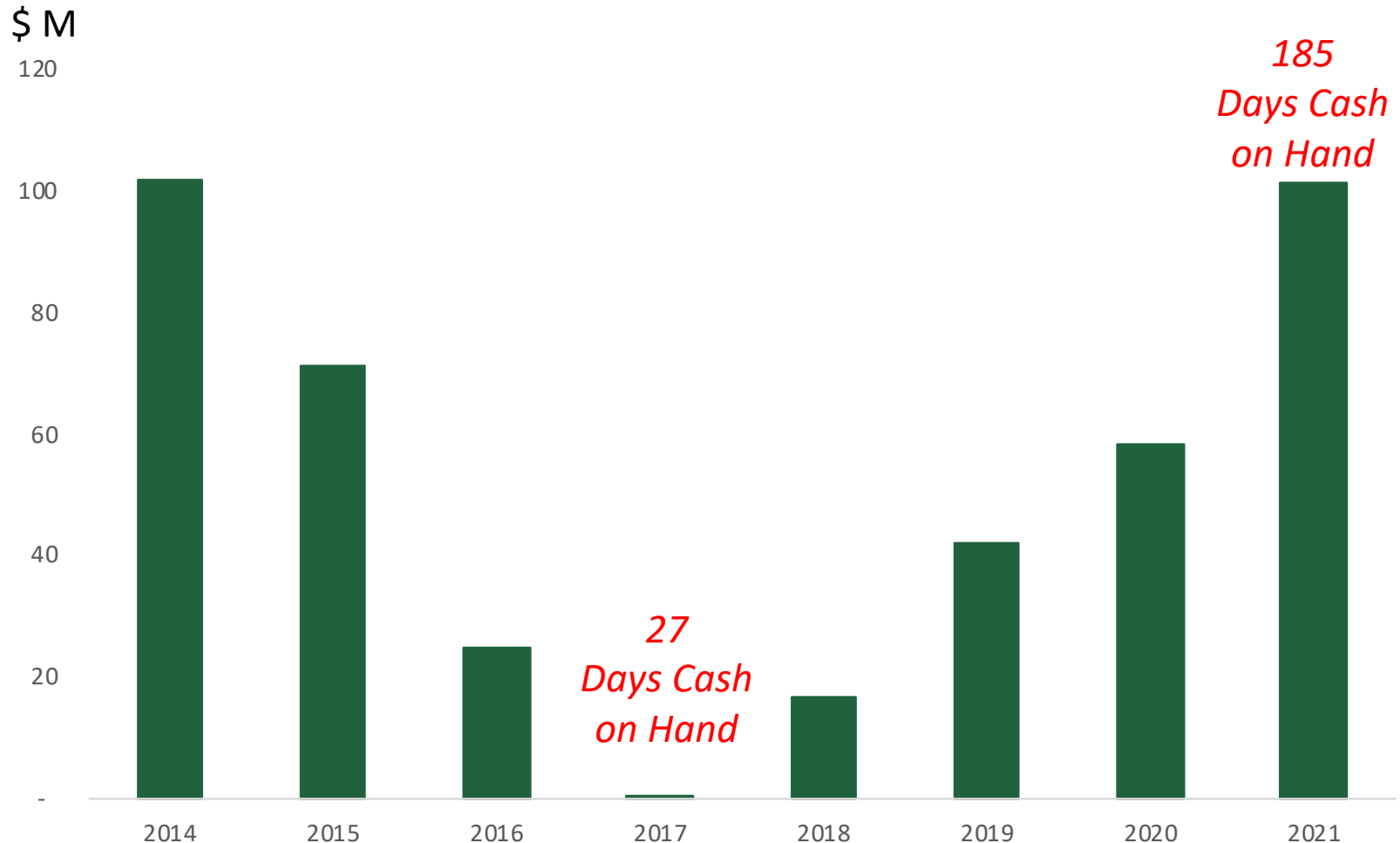


FY 2021 Statement of Net Position

	2021		2021
Cash & Cash Equivalents	96,760,388	Current Liabilities	58,834,241
Other Current Assets	41,030,588	Non Current Liabilities	68,864,983
Non Current Assets	363,359,647	Total Liabilities	127,699,224
Total Assets	501,150,623		
 Deferred Outflows of Resources	 236,059	 Deferred Inflows of Resources	 -
		Net investment in capital assets	267,990,577
		Restricted - Expendable	4,460,504
		Unrestricted	101,236,377
		Net Position	373,687,458
 Total Assets and Deferred Outflows of Resources	 <u>501,386,682</u>	 Total Liabilities and Deferred Inflows of Resources and Net Position	 <u>501,386,682</u>

**excluding effects of GASB 68/75*

Unrestricted Net Position shows significant improvement

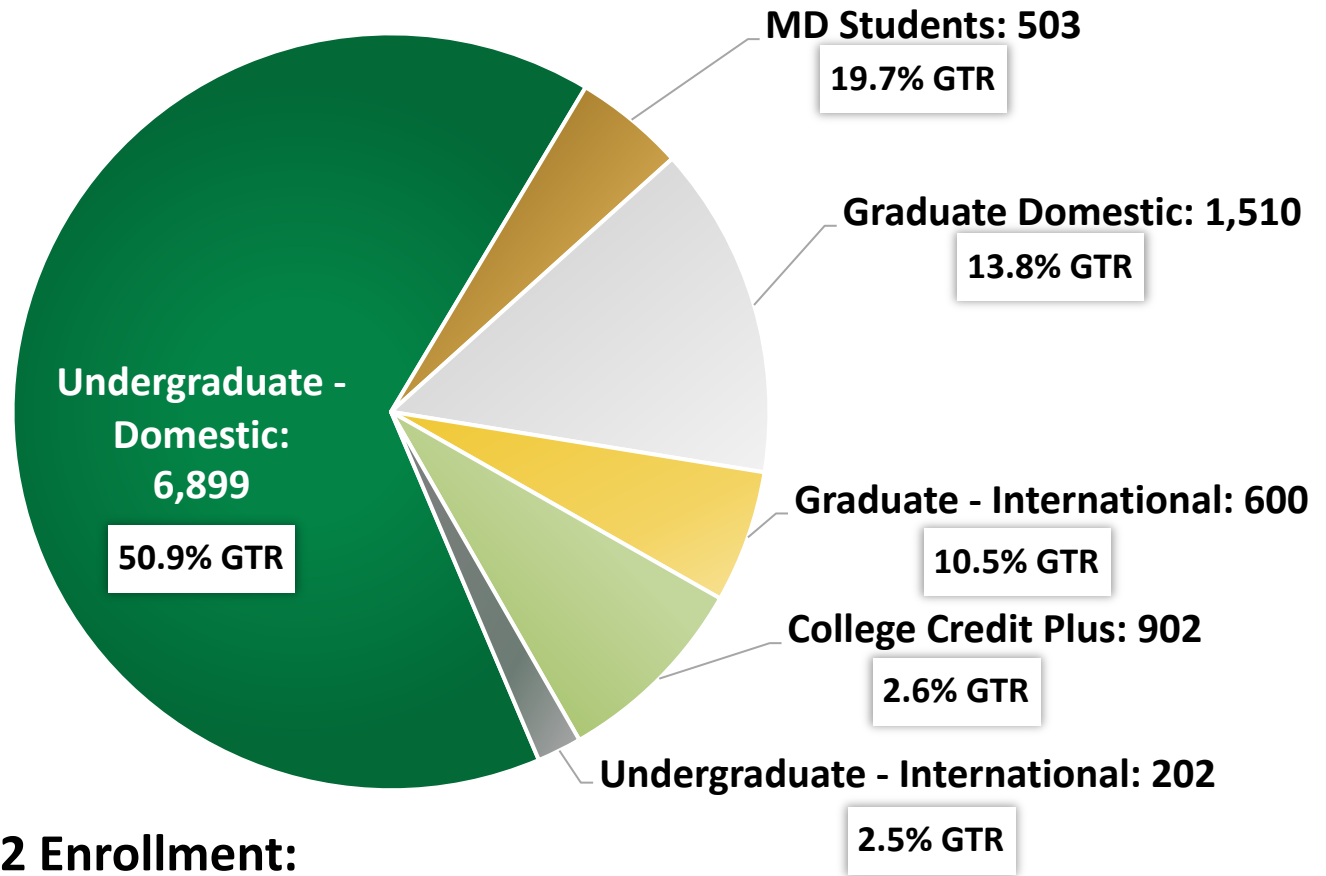


**excluding effects of GASB 68/75*

Budget



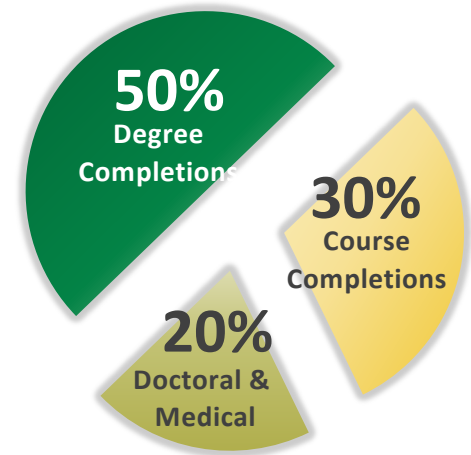
Enrollment and Percent of Gross Tuition Revenue by Student Type – Fall 2022 *Estimated*



**Projected Fall 2022 Enrollment:
10,593**

Tuition & State Share of Instruction (SSI)

FY 2023 Appropriation	\$1,597,298,400
Degree Completions	\$798,649,200
Course Completions	\$484,460,605
Doctoral and Medical	\$314,188,595



WSU Allocation	FY 2023	FY 2022
Degree Completions	\$38,746,192	\$41,972,985
Course Completions	\$21,044,273	\$23,964,371
Doctoral and Medical	\$17,197,554	\$17,272,451
	\$76,988,019	\$83,209,807

FY 2023 Unrestricted Funds Highlights on Expenditures & Investments

Continued Focus on Fiscal Discipline

- Efficiencies in Operations
- Critical Reviews of vacancies & hiring

Continued Investments in Enrollment Management

- Marketing/Brand Awareness
- Slate
- Retention Initiatives
- New Academic Programming Initiatives

FY 2023 Unrestricted Funds Highlights on Expenditures & Investments

Continued Focus on Wright Patterson Air Force Base


- NEC
- 3T MRI
- Quantum Computing



FY 2023 Unrestricted Funds Highlights on Expenditures & Investments

Continued Focus on Student Service and Campus Improvements

- Accessibility
- Technology
- Campus Recreation
- Lake Campus Workforce Development Center
- Lake Campus Strategic Initiatives



FY 2023 Proposed Unrestricted Funds Budget

Revenues:

Tuition & Fees	\$	134,449
State Appropriations		76,988
Facilities and Administration		5,000
Sales & Service		7,726
Interest Income		0
Gifts & Contributions & Other Revenues		3,299

Total Revenues	\$	227,462
-----------------------	-----------	----------------

Expenses:

Compensation	\$	161,818
Contracted Labor/Professional Services		7,409
Supplies		4,644
Travel		2,530
Information & Communications		7,410
Maintenance & Repairs & Utilities		14,819
Scholarships & Fellowships		27,833
Debt		6,831
Other Expenses		9,466

Operating Expenses	\$	242,760
---------------------------	-----------	----------------

Reserves		(15,298)
----------	--	----------

Total Expenses	\$	227,462
-----------------------	-----------	----------------

Net	\$	-
------------	-----------	----------

FY2023 Proposed Current Funds Budget (in 000's)

	General Operating Funds	Auxilliary Funds	Restricted Funds	Total
Revenues:				
Tuition and Fees	134,449			134,449
State Appropriations	76,988		4,866	81,854
Grants and Contracts	5,000		73,524	78,524
Other Revenues	3,603	7,422	6,094	17,119
Total Revenues	\$ 220,040	\$ 7,422	\$ 84,484	\$ 311,946
Expenses:				
Compensation	154,124	7,694	38,018	199,836
Operating Expenses	68,753	12,189	46,466	127,408
University Support	12,461	(12,461)		
Subtotal Expenses	\$ 235,338	\$ 7,422	\$ 84,484	\$ 327,244
Reserves	(15,298)			(15,298)
Total Expenses	\$ 220,040	\$ 7,422	\$ 84,484	\$ 311,946
Net	\$ -	\$ -	\$ -	\$ -

Auxiliary Funds: Athletics, Bookstore, Hospitality, Nutter Center, Parking, Housing
 Restricted Funds: Grants, Contracts, Foundation

Unrestricted Funds Budget Resolution



**Three goals. One team.
Focused on Student Success**