

Budget Presentation

Fiscal Year 2022



Three goals. One team.

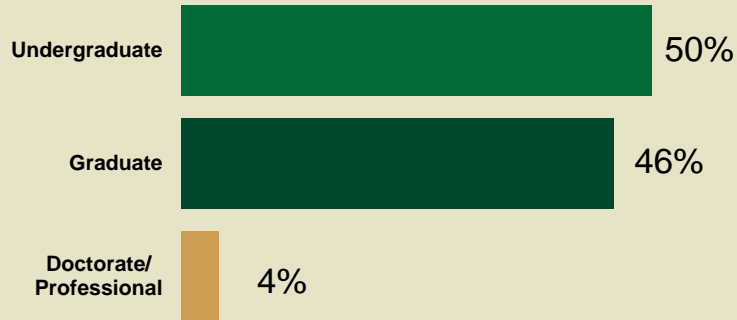


WRIGHT STATE
UNIVERSITY

At a Glance

Degree Programs

Degree Types



102,821
Degrees Awarded to
Raider Country
Residents

131,075
Degrees Awarded

114,457
Number of
Graduates

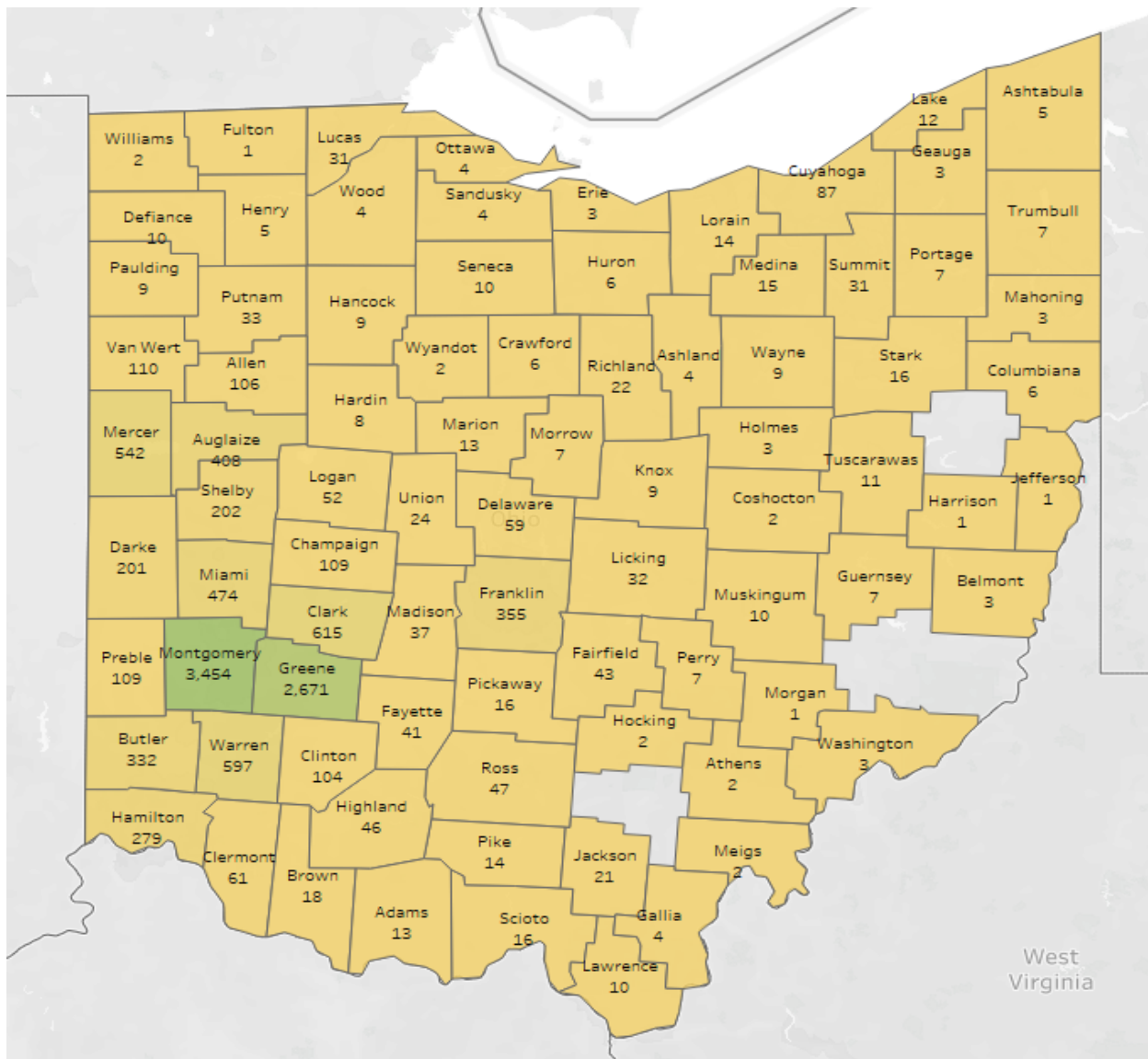
Top Five Undergraduate Majors

Nursing
Psychology
Mechanical Engineering
Biological Sciences
Elementary Education P-5

Top Five Graduate Majors

Business
Clinical Psychology
Computer Science
Counseling
Nursing

Wright State University Enrollment by County – Fall 2020

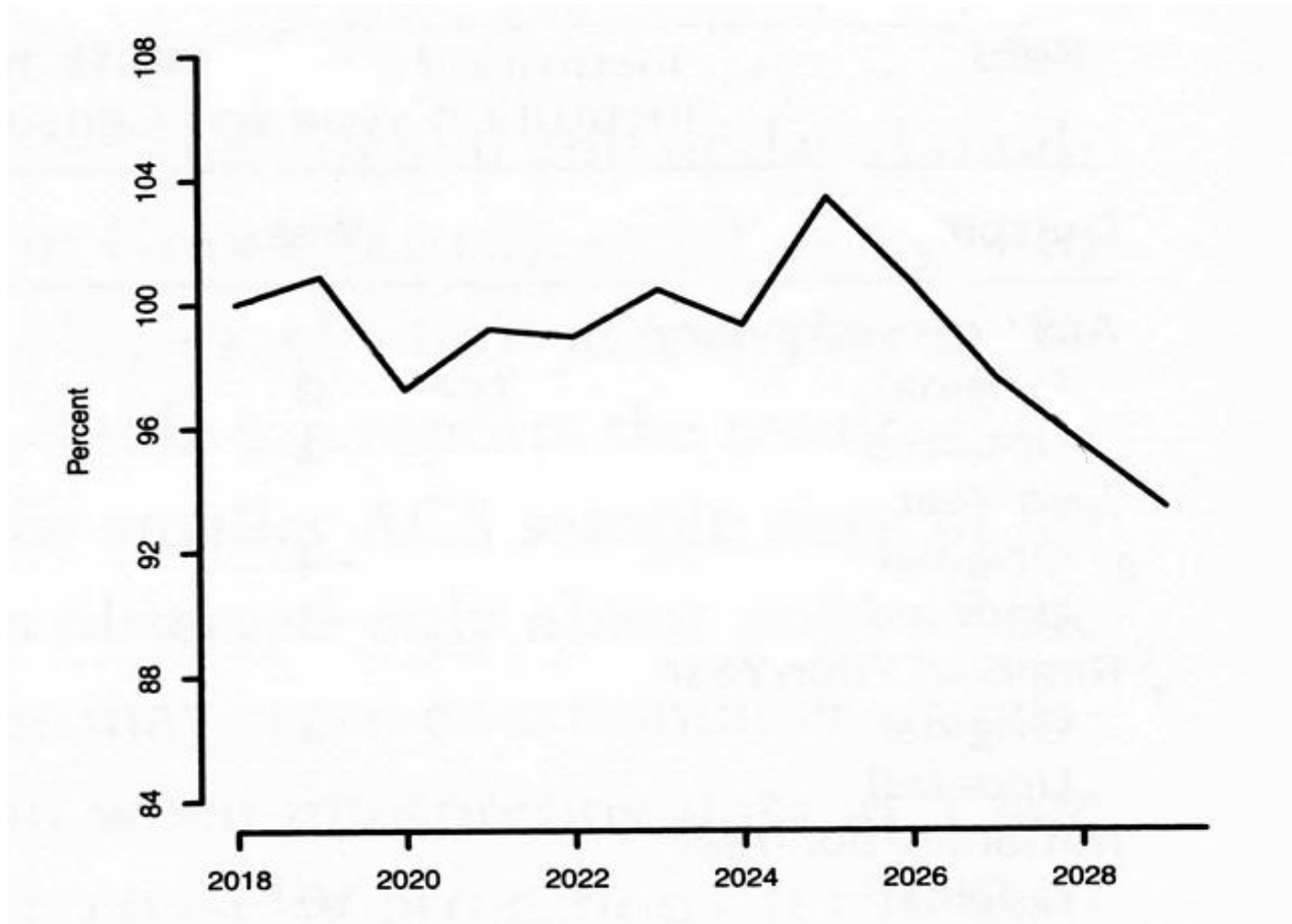


Percent of In State vs Out of State Enrollment

<u>Institution Name</u>	<u>In State</u>	<u>Out of State</u>
Wright State University	96%	4%
University of Akron	92%	8%
Cleveland State University	92%	8%
Shawnee State University	87%	13%
Bowling Green State University	87%	13%
Youngstown State University	84%	16%
Kent State University at Kent	81%	19%
Ohio University	82%	18%
University of Cincinnati	79%	21%
University of Toledo	76%	24%
Ohio State University	74%	26%
Miami University-Oxford	57%	43%
Central State University	48%	52%
Total	79%	21%

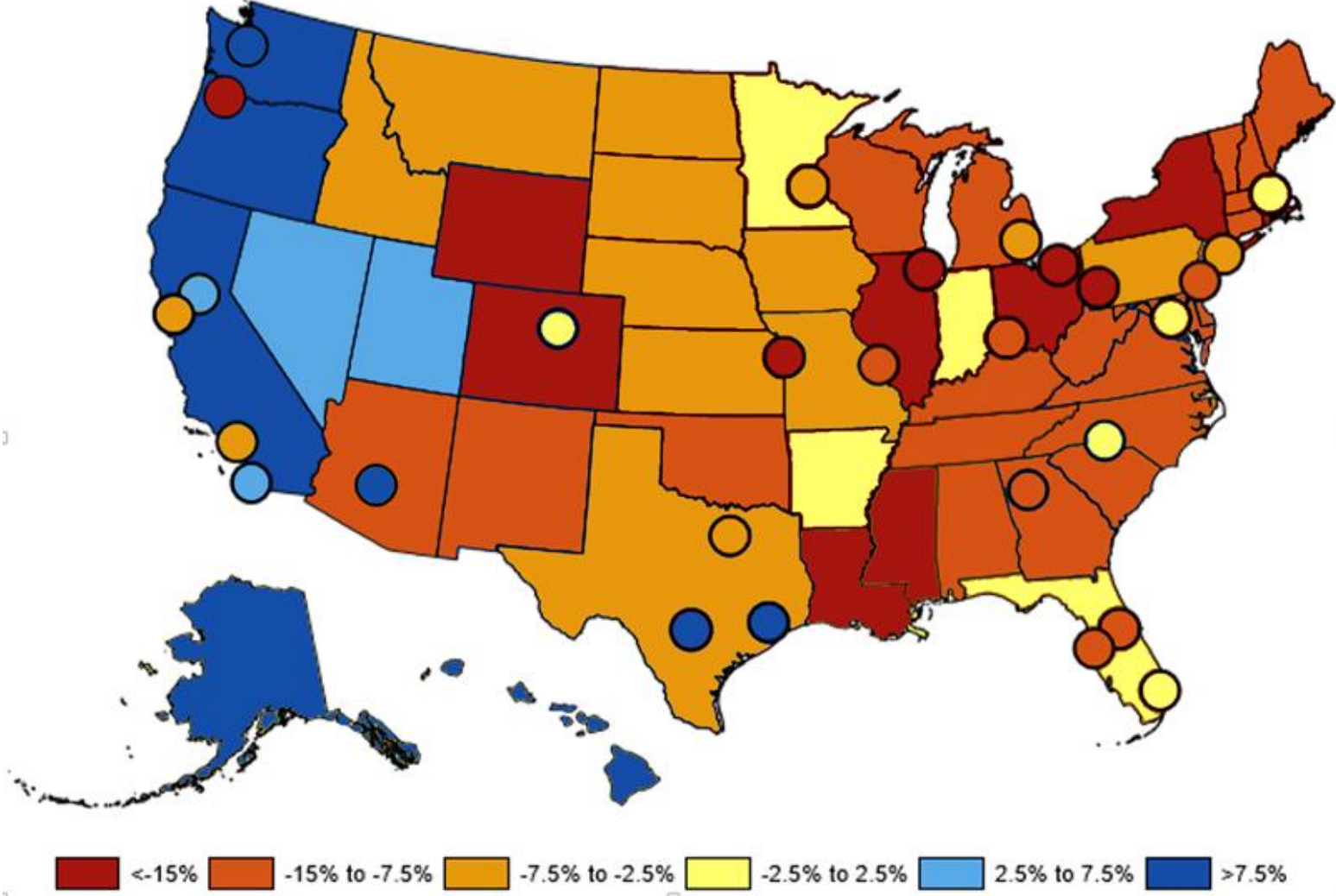
A look ahead

Industry Trends – Regional Four-Year Institutions



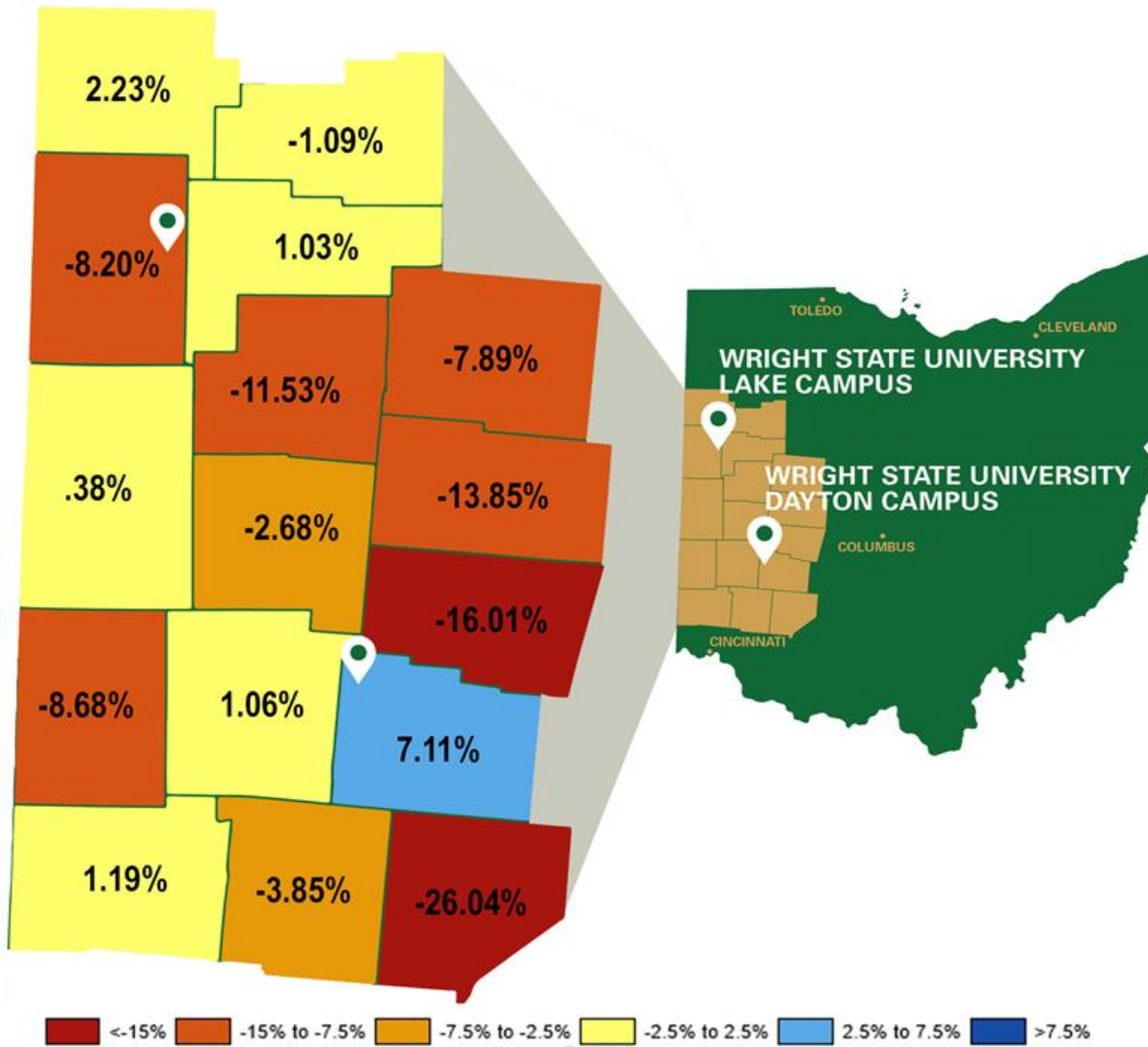
Source: The Agile College: How Institutions Successfully Navigate Demographic Changes

Industry Trends – Regional Four-Year Institutions 2019-2034



Source: The Agile College: How Institutions Successfully Navigate Demographic Changes

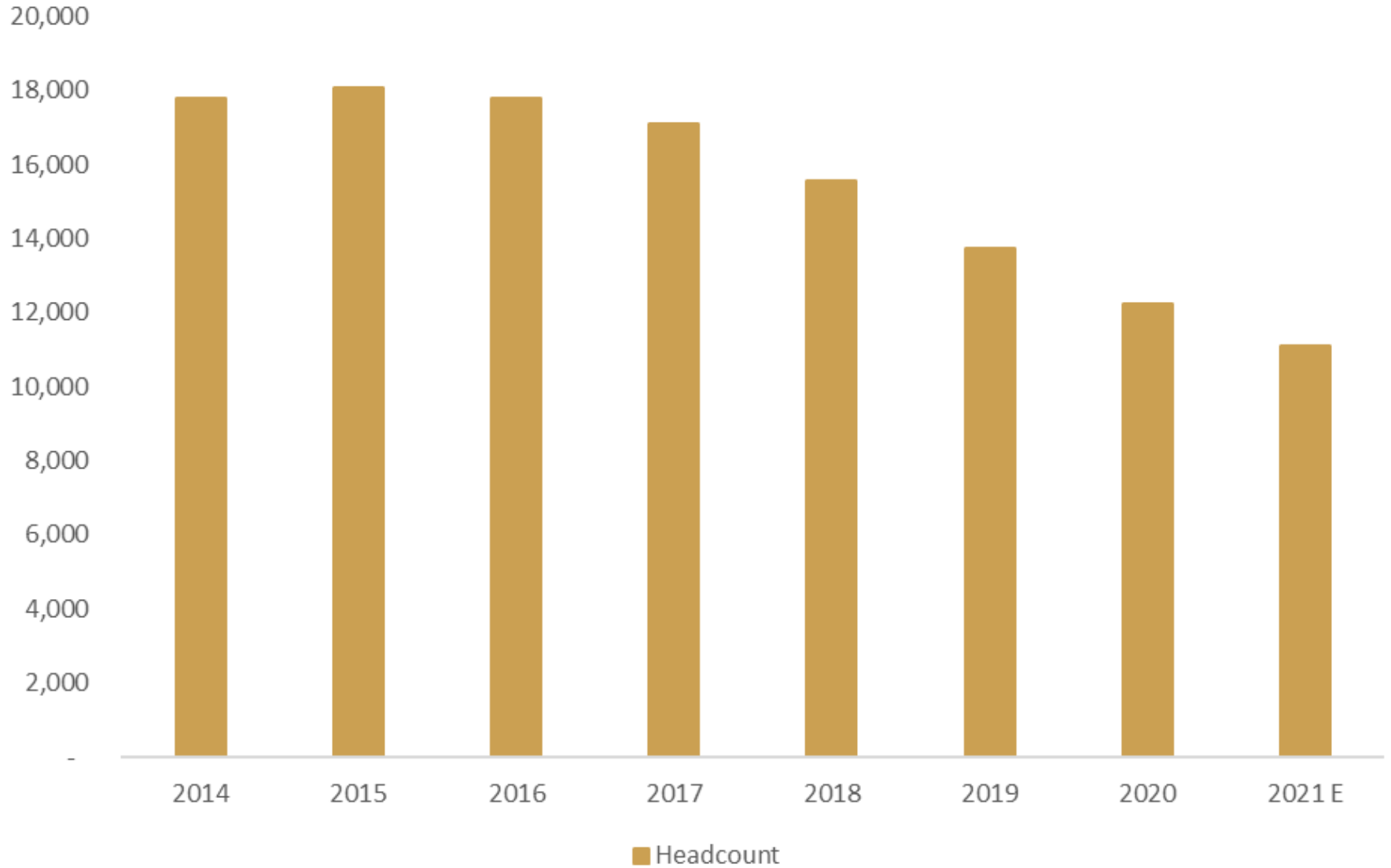
Raider Country Trends – High School Seniors – 2020-2023



Source: Institutional Research using data from the Ohio Department of Education

Enrollment

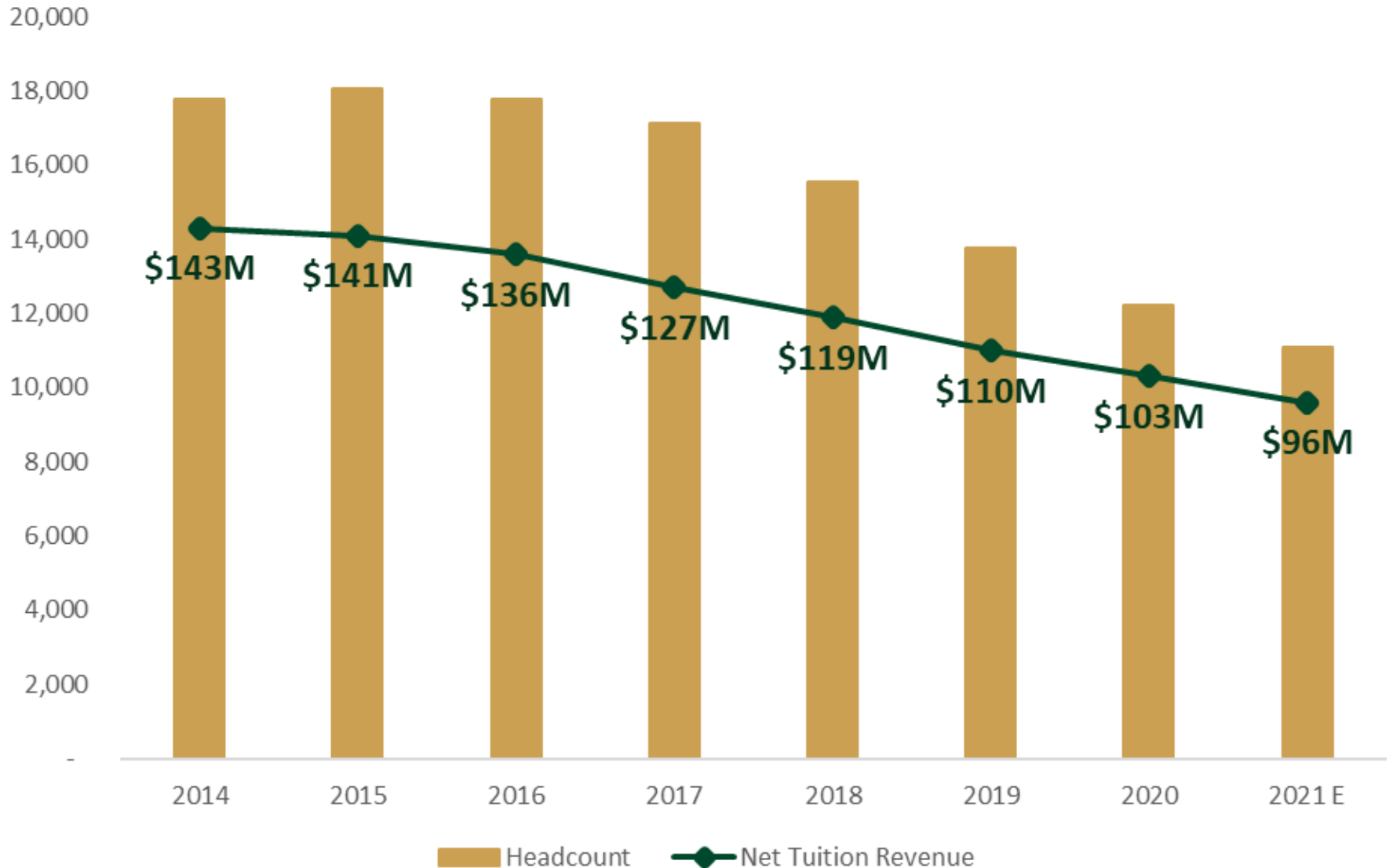
Wright State University Total University Headcount Enrollment Census Date Fall 2014 - 2021



Wright State University

Total University Headcount Enrollment

Census Date Fall 2014 - 2021



Wright State University

Total Headcount Enrollment: Fall 2018–2020

<u>College/Category</u>	Fall Census Date Headcount				
	<u>2018</u>	<u>2019</u>	<u>% Change</u>	<u>2020</u>	<u>% Change</u>
Boonshoft School of Medicine	583	566	-3%	573	1%
Education and Human Services	1,873	1,669	-11%	1,434	-14%
Engineering and Computer Science	2,549	2,155	-15%	1,879	-13%
Lake Campus	819	795	-3%	853	7%
Liberal Arts	2,586	2,213	-14%	1,950	-12%
Nursing and Health	1,296	1,123	-13%	933	-17%
Raj Soin College of Business	2,284	1,994	-13%	1,721	-14%
School of Professional Psychology	121	114	-6%	110	-4%
Science and Mathematics	2,013	1,828	-9%	1,704	-7%
Undergraduate Non-Degree	173	133	-23%	111	-17%
Graduate Non-Degree	80	75	-6%	33	-56%
Undecided	305	182	-40%	135	-26%
High School - College Credit Plus	876	895	2%	798	-11%
	15,558	13,742	-12%	12,234	-11%

Annualized Full-Time Undergraduate Tuition and Mandatory Fees: Ohio Main Campuses 2020–2021 Guaranteed Tuition Plan - WSU Cohort 3, Fall 2020

<u>Main Campus</u>	<u>In-State</u>	<u>Out-of-State</u>
Miami University	\$16,224	\$36,650
Ohio University	\$12,612	\$22,406
Bowling Green State University	\$12,517	\$20,505
University of Cincinnati	\$12,138	\$27,472
University of Akron	\$11,880	\$15,500
Kent State University	\$11,586	\$20,462
Ohio State University	\$11,518	\$33,502
Cleveland State University	\$11,185	\$15,952
University of Toledo	\$11,054	\$20,414
Wright State University	\$10,012	\$19,430
Youngstown State University	\$9,656	\$15,656
Shawnee State University*	\$8,591	\$14,634
Central State University*	\$6,996	\$8,996

* Receives special supplement to maintain low tuition.

Source: ODHE

Budget

FY 2022 Budget Assumptions

- 9.4% Reduction in Fall Enrollment
- 1% Subsidy Increase in the State Budget
 - .9% Increase for Fiscal Year 2023
- Decrease in Research Activity
- Slow Auxiliary Recovery Post-COVID
- 2.5% Cost of Living Increase
- Continued focus on critical expenses only

FY 2022 Proposed General Funds Budget (Including Auxiliaries)

(in 000's)

	FY2021	FY2022
	Adopted Budget	Proposed Budget
Revenues:		
Tuition & Fees	\$ 125,835	\$ 129,993
State Appropriations	66,137	83,210
Facilities and Administrative	4,500	4,500
Sales & Service	9,685	7,553
Interest Income	39	-
Other Revenues	4,101	2,429
Total Revenues	\$ 210,297	\$ 227,685
Expenses:		
Compensation	\$ 161,682	\$ 162,197
Contracted Labor/Prof Services	6,501	6,938
Supplies	7,100	4,325
Travel & Events	2,054	2,345
Information & Communications	6,928	6,850
Maintenance & Repairs & Utilities	13,971	13,770
Scholarships & Fellowships	28,039	26,101
Debt	8,103	7,794
Other Expenses	6,755	8,249
Operating Expenses	\$ 241,133	\$ 238,569
Reserves	(30,836)	(10,884)
Total Expenses	210,297	227,685
Net	\$ -	\$ -

3 Year Operating Budget Plan

(in 000's)

Forecasted Headcounts - Institutional Research Budget Model	10,607	9,909	9,809
	FY2022	FY2023	FY2024
	Proposed	Proposed	Proposed
Revenues:			
Tuition & Fees	\$ 129,993	\$ 126,150	\$ 128,596
State Appropriations	83,210	82,378	80,730
Facilities and Administrative	4,500	4,500	4,500
Sales & Service	7,553	7,553	7,553
Interest Income	-	-	-
Other Revenues	2,429	3,000	3,500
Total Revenues	\$ 227,685	\$ 223,581	\$ 224,879
Expenses:			
Compensation	\$ 162,197	\$ 161,353	\$ 150,180
Contracted Labor/Prof Services	6,938	7,111	7,289
Supplies	4,325	4,109	4,006
Travel & Events	2,345	2,462	2,524
Information & Communications	6,850	6,508	6,182
Maintenance & Repairs & Utilities	13,770	13,908	14,047
Scholarships & Fellowships	26,101	25,104	25,591
Debt	7,794	7,805	7,616
Other Expenses	8,249	7,837	7,445
Operating Expenses	\$ 238,569	\$ 236,196	\$ 224,880
Reserves	(10,884)	(12,616)	-
Total Expenses	\$ 227,685	\$ 223,581	\$ 224,880
Net	\$ -	\$ -	\$ -

FY2022 Proposed Current Funds Budget (in 000's)

	General Operating Funds	Auxiliary Funds	Restricted Funds	Total
Revenues:				
Tuition and fees	\$ 129,993	\$ -	\$ -	\$ 129,993
State appropriations	83,210	-	4,798	88,008
Grants and contracts	4,500	-	74,448	78,948
Other revenues	3,540	6,442	4,392	14,374
Total Revenues	\$ 221,243	\$ 6,442	\$ 83,638	\$ 311,323
Expenses:				
Compensation	\$ 154,438	\$ 7,760	\$ 37,637	\$ 199,835
Operating expenses	77,689	(1,318)	46,001	122,372
Subtotal Expenses	\$ 232,127	\$ 6,442	\$ 83,638	\$ 322,207
Reserves	\$ (10,884)	\$ -		\$ (10,884)
Total Expenses	\$ 221,243	\$ 6,442	\$ 83,638	\$ 311,323
Net Change in Fund Balances	\$ -	\$ -	\$ -	\$ -

Current Funds Budget Resolution