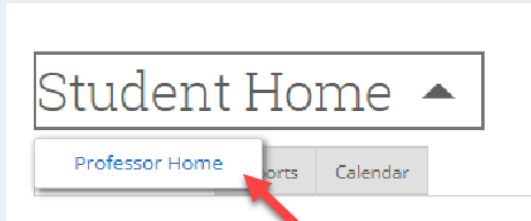
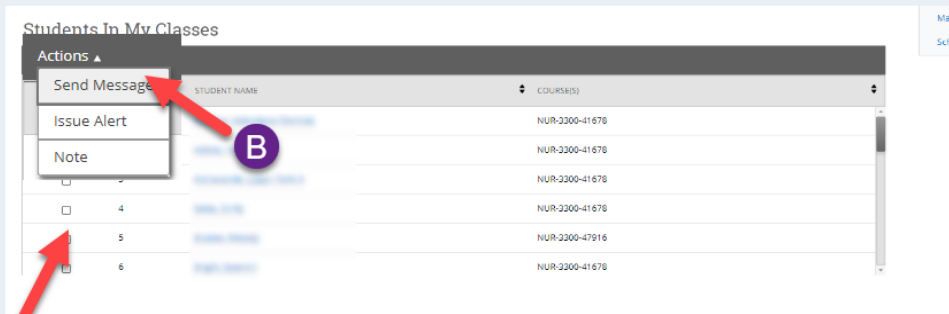


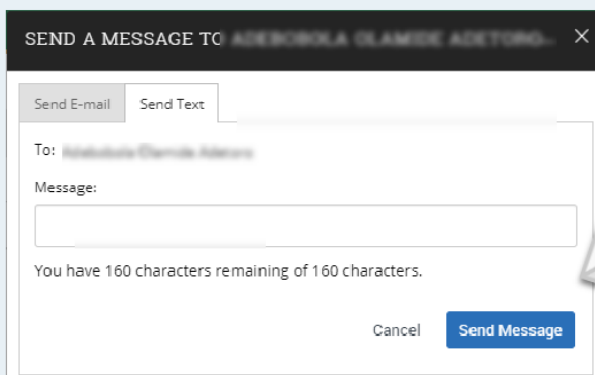
Text a Student in RAPS



1 Log into RAPS and select the **Professor Home** option.



2 Click next to the student you would like to text. Then click on the **Actions** drop-down and click on the **Send Message** option.



3 Select the **Send Text** option and enter your text. Press **Send Message** when you are satisfied with your message. You can respond to the text message by clicking on the message notification icon.