

Change the Password on Mobile Device Email Apps

To ensure you don't get locked out of your email, you'll need to change the password in any email app on your mobile device to match your new password. As there are numerous email apps available, these instructions focus on the built in mail apps for iOS and Android devices. If you need assistance with changing the password for your email app, contact the CaTS Help Desk at (937) 775-4827.

iOS Devices

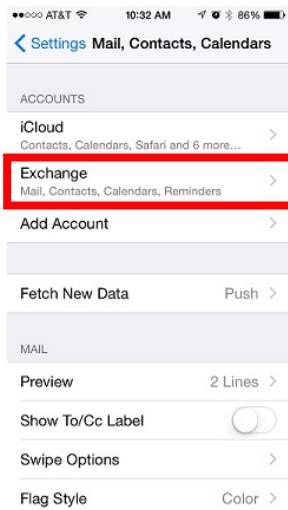
1. Go to **Settings**.



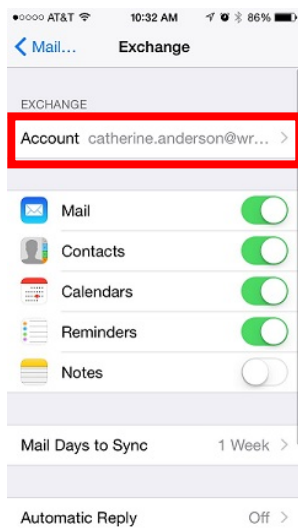
2. Tap **Mail, Contacts, Calendars**.



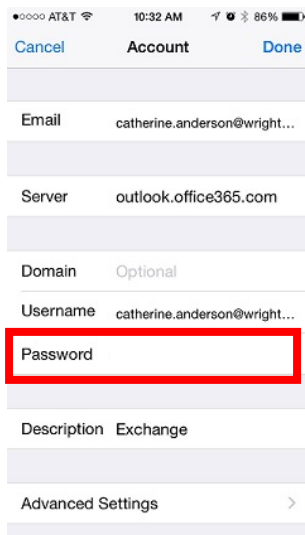
3. Tap the account name for your Wright State email account.



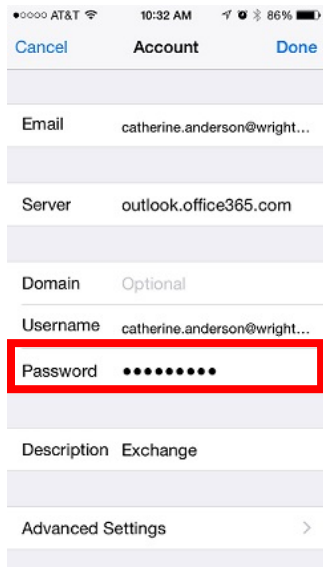
4. Tap **Account** at the top of the screen.



5. In the **Password** field, remove your current password.



6. Enter your new password.



7. Tap **Done**.

