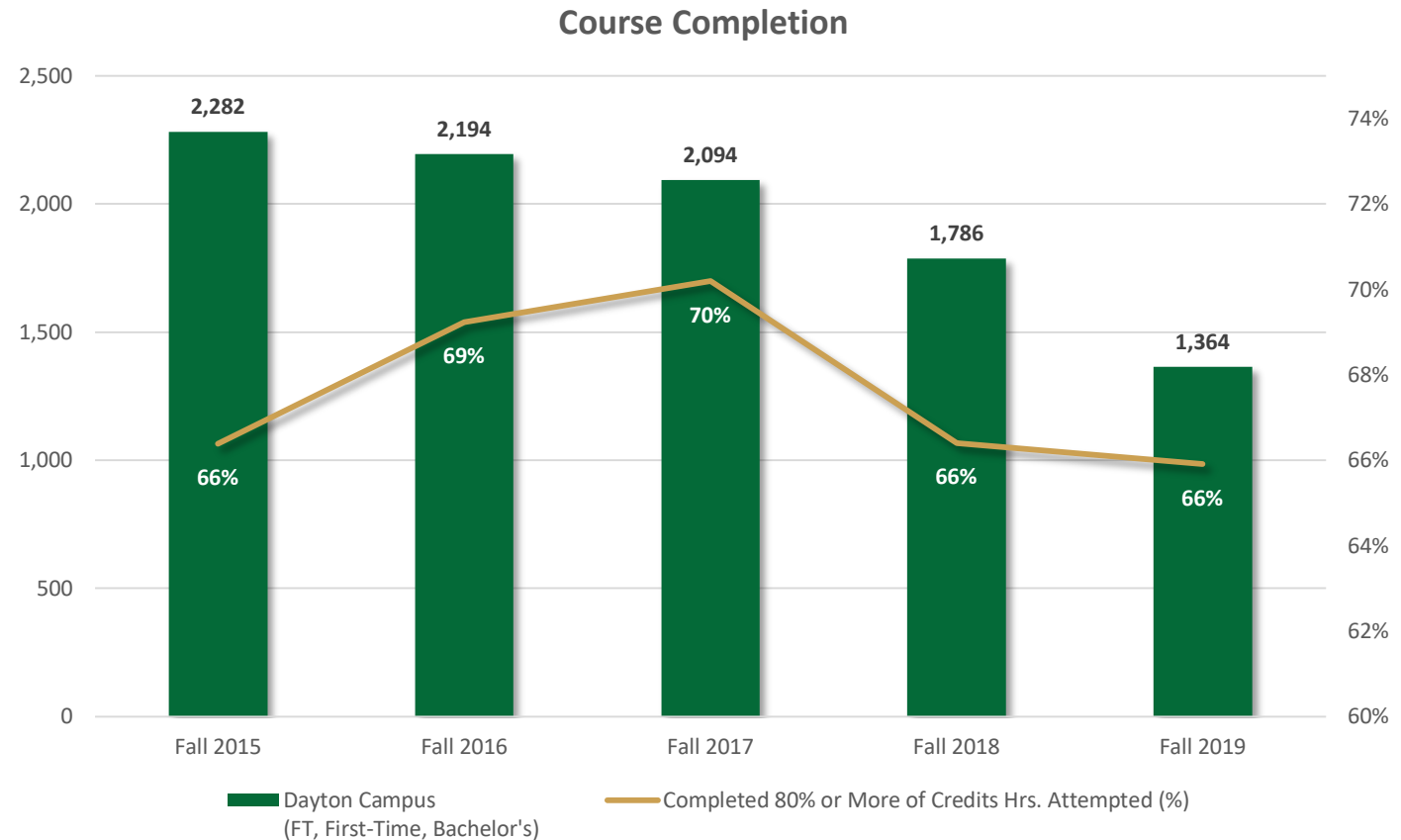


Course Completion

- Course Completion is the rate at which students who begin enrollment complete their coursework in a term. Data can be stratified by outcomes (i.e., pass, fail, withdraw, etc.)

Term	Dayton Campus (FT, First-Time, Bachelor's)	Completed 80% or More of Credits Hrs. Attempted (%)	Completed 80% or More of Credits Hrs. Attempted (n)
Fall 2015	2,282	66%	1,515
Fall 2016	2,194	69%	1,519
Fall 2017	2,094	70%	1,470
Fall 2018	1,786	66%	1,186
Fall 2019	1,364	66%	899

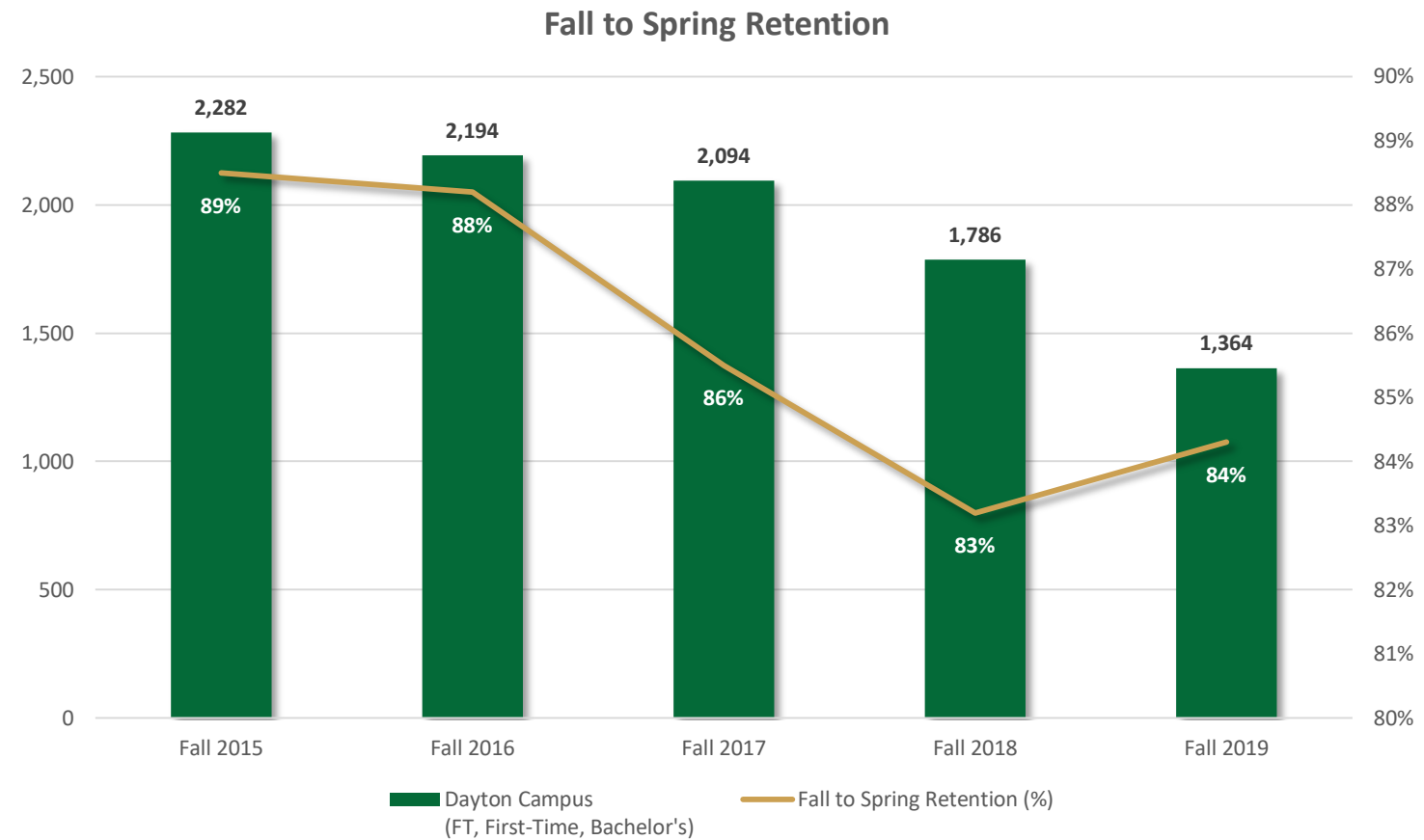
Includes only those students who attempted 12 or more hours at WSU in the fall term



Fall to Spring Retention

- Students who are enrolled in Fall term continue to enroll in the following Spring term.

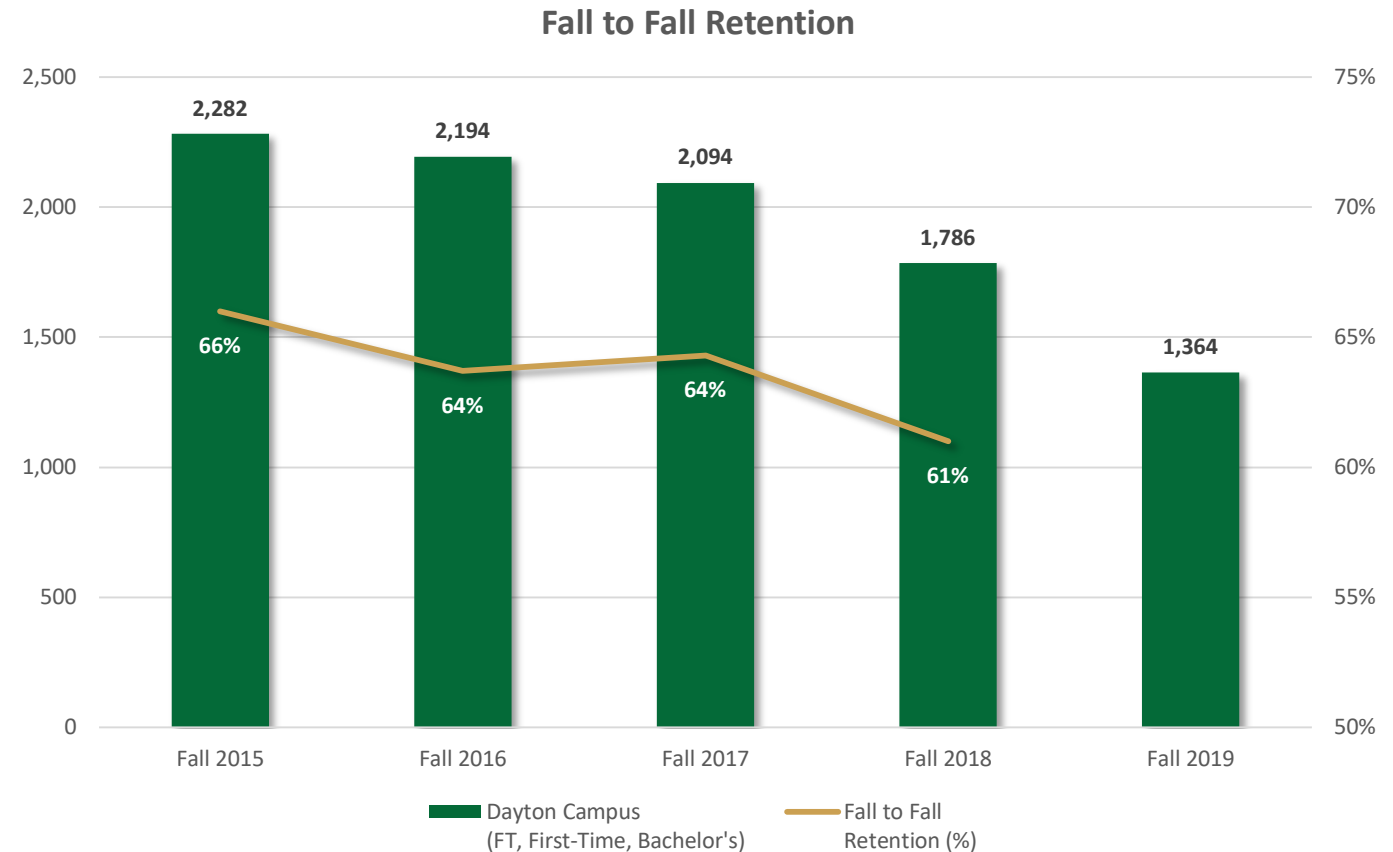
Term	Dayton Campus (FT, First-Time, Bachelor's)	Fall to Spring Retention (%)	Fall to Spring Retention (N)
Fall 2015	2,282	89%	1,993
Fall 2016	2,194	88%	1,906
Fall 2017	2,094	86%	1,768
Fall 2018	1,786	83%	1,470
Fall 2019	1,364	84%	1,134



Retention

- Retention is the rate at which students who are enrolled in Fall term are enrolled the following Fall term.

Term	Dayton Campus (FT, First-Time, Bachelor's)	Fall to Fall Retention (%)	Fall to Fall Retention (N)
Fall 2015	2,282	66%	1,506
Fall 2016	2,194	64%	1,398
Fall 2017	2,094	64%	1,346
Fall 2018	1,786	61%	1,089
Fall 2019	1,364	--	--



Graduation

- Four-year, six-year, and eight-year graduation rates of full-time, first-time students.

Entering Year	Dayton Campus (FT, First-Time)	4 Year Awards	6 Year Awards	8 Year Awards
2007-08	2505	446	996	1,070
2008-09	2728	556	1,022	1,083
2009-10	2,632	511	1,002	1,068
2010-11	2874	523	984	1,059
2011-12	2,893	518	1,040	1,095

Uses a full-year cohort of full-time, first-time students. Includes all students pursuing an award of certificate, associate's, or bachelors.

