

# EMERGENCY EVACUATION

## YOU ARE IN THE BASEMENT OF MILLETT HALL









### AED DEVICE

NEAREST DEVICE CAN BE FOUND IN THE FIRST FLOOR CORRIDOR ACROSS FROM THE ELEVATORS

### STORM SHELTER

 - hatch indicates area of storm shelter

## SYMBOL LEGEND

-  - BUILDING EXIT
-  - EMERGENCY CALL STATION
-  - ELEVATOR
-  - EGRESS FIRE STAIR
-  - RESTROOMS
-  - PULL STATION

## TUNNEL SYSTEM

