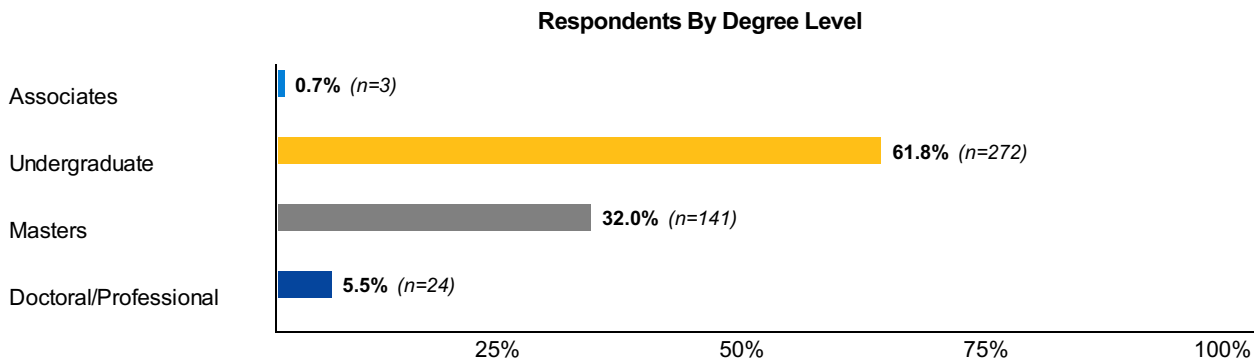
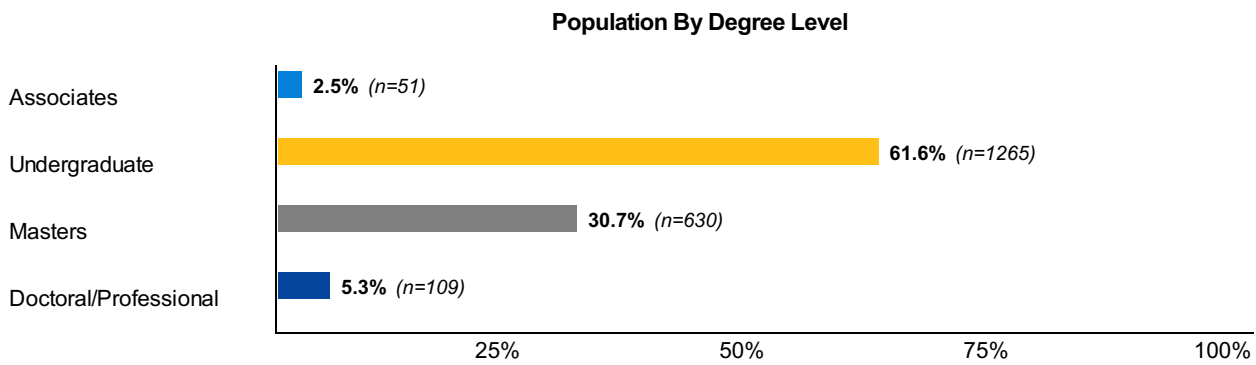
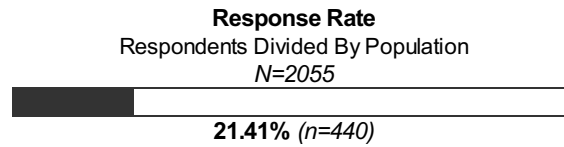
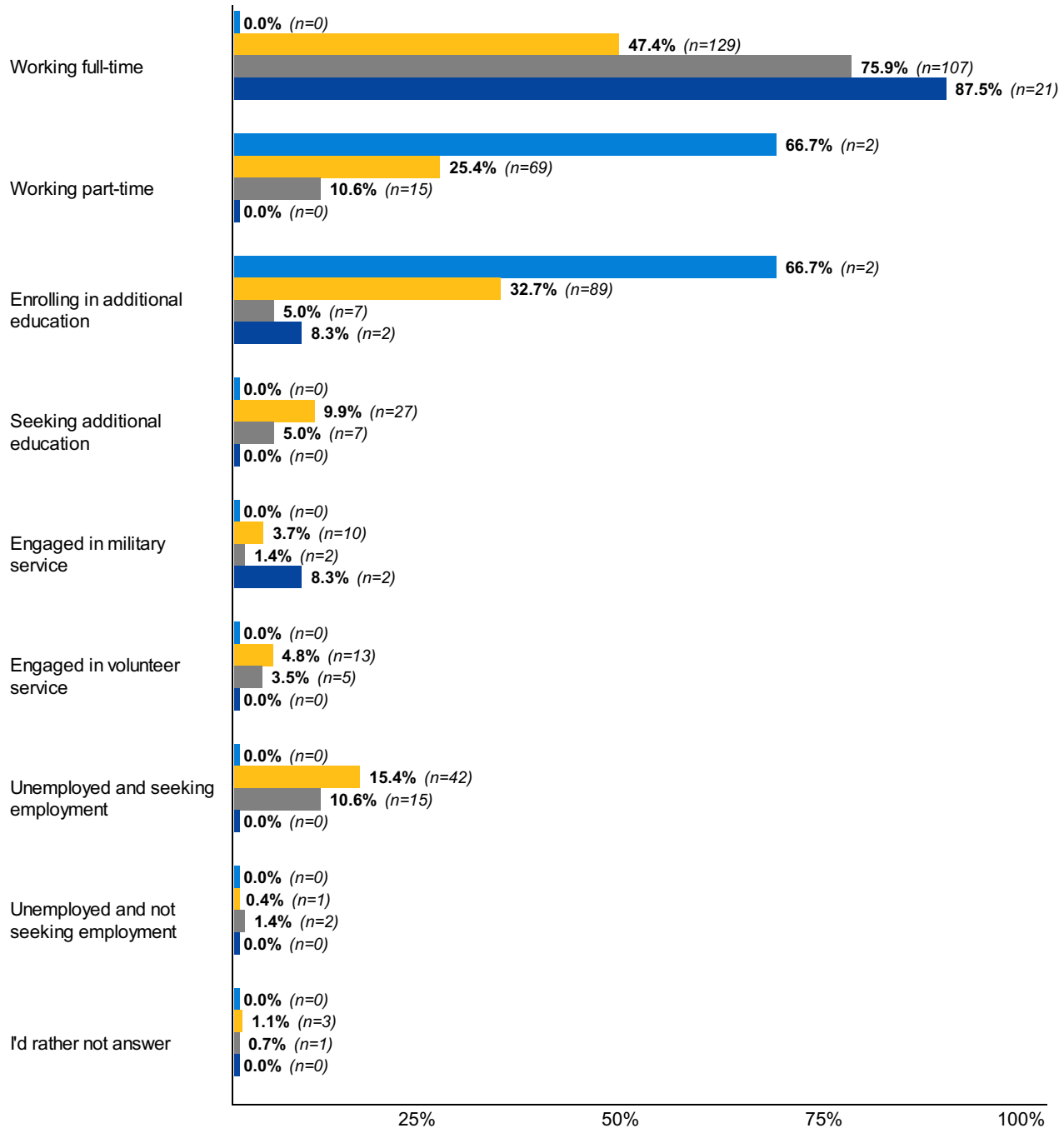
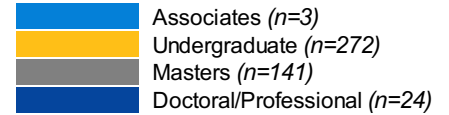


## Response Rate Summary



## General Outcomes

**Core 1:** Which of the following options represent your post-graduation situation at this time?  
(Select all that apply)



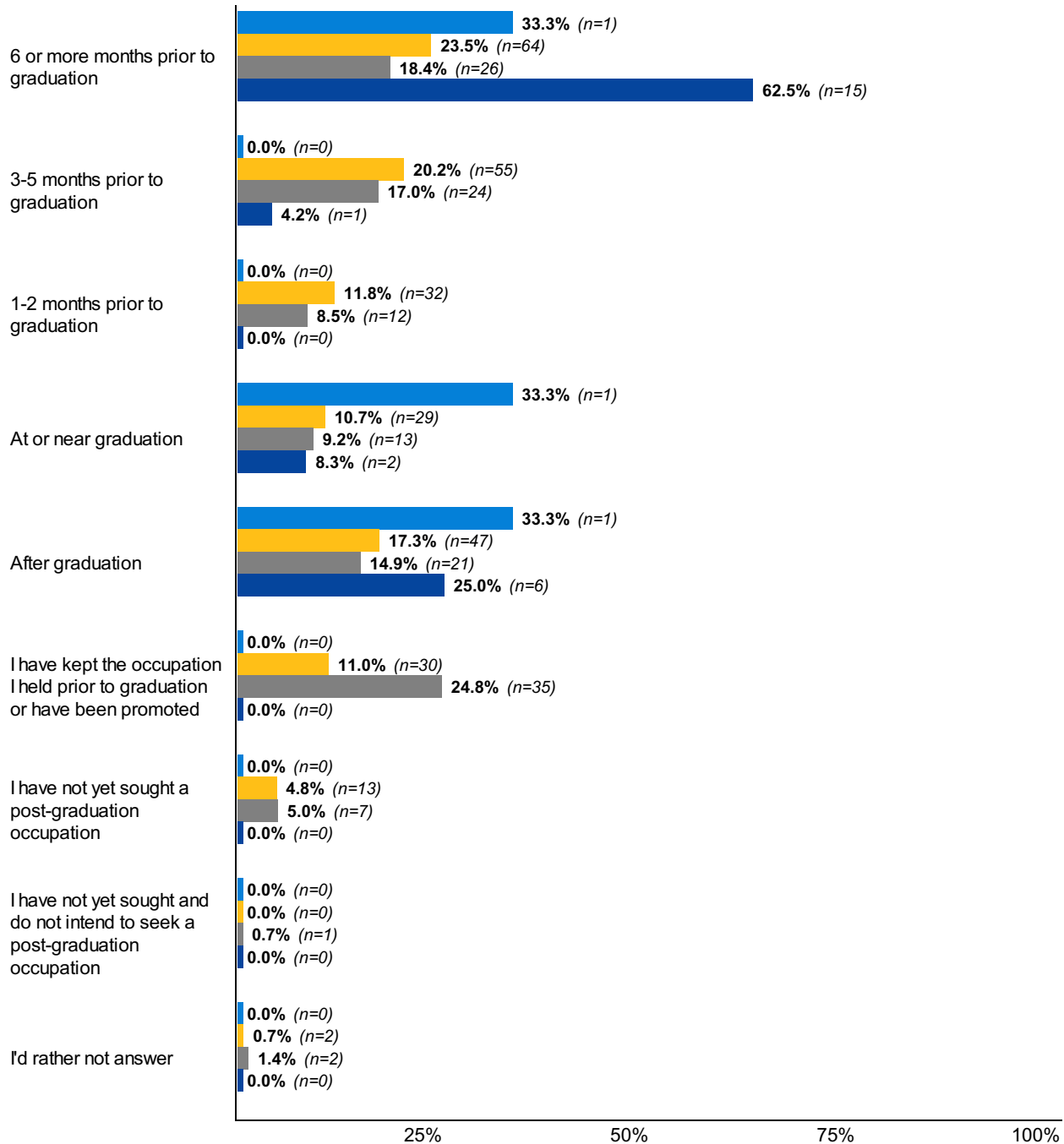
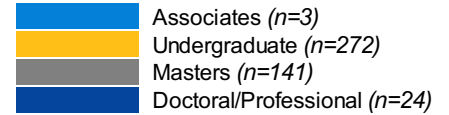
## General Outcomes

**Core 2:** Which of the options above would you identify as your primary status post-graduation?

	<b>Associates</b> <i>n=3</i>	<b>Undergraduate</b> <i>n=272</i>	<b>Masters</b> <i>n=141</i>	<b>Doctoral/Professional</b> <i>n=24</i>
Working full-time	<b>0.0%</b> ( <i>n=0</i> )	<b>45.2%</b> ( <i>n=123</i> )	<b>73.8%</b> ( <i>n=104</i> )	<b>87.5%</b> ( <i>n=21</i> )
Working part-time	<b>33.3%</b> ( <i>n=1</i> )	<b>10.7%</b> ( <i>n=29</i> )	<b>7.8%</b> ( <i>n=11</i> )	<b>0.0%</b> ( <i>n=0</i> )
Enrolling in additional education	<b>66.7%</b> ( <i>n=2</i> )	<b>26.5%</b> ( <i>n=72</i> )	<b>3.5%</b> ( <i>n=5</i> )	<b>8.3%</b> ( <i>n=2</i> )
Seeking additional education	<b>0.0%</b> ( <i>n=0</i> )	<b>2.2%</b> ( <i>n=6</i> )	<b>2.1%</b> ( <i>n=3</i> )	<b>0.0%</b> ( <i>n=0</i> )
Engaged in military service	<b>0.0%</b> ( <i>n=0</i> )	<b>1.1%</b> ( <i>n=3</i> )	<b>0.7%</b> ( <i>n=1</i> )	<b>4.2%</b> ( <i>n=1</i> )
Engaged in volunteer service	<b>0.0%</b> ( <i>n=0</i> )	<b>0.7%</b> ( <i>n=2</i> )	<b>0.7%</b> ( <i>n=1</i> )	<b>0.0%</b> ( <i>n=0</i> )
Unemployed and seeking employment	<b>0.0%</b> ( <i>n=0</i> )	<b>12.9%</b> ( <i>n=35</i> )	<b>9.2%</b> ( <i>n=13</i> )	<b>0.0%</b> ( <i>n=0</i> )
Unemployed and not seeking employment	<b>0.0%</b> ( <i>n=0</i> )	<b>0.0%</b> ( <i>n=0</i> )	<b>1.4%</b> ( <i>n=2</i> )	<b>0.0%</b> ( <i>n=0</i> )
I'd rather not answer	<b>0.0%</b> ( <i>n=0</i> )	<b>1.1%</b> ( <i>n=3</i> )	<b>0.7%</b> ( <i>n=1</i> )	<b>0.0%</b> ( <i>n=0</i> )

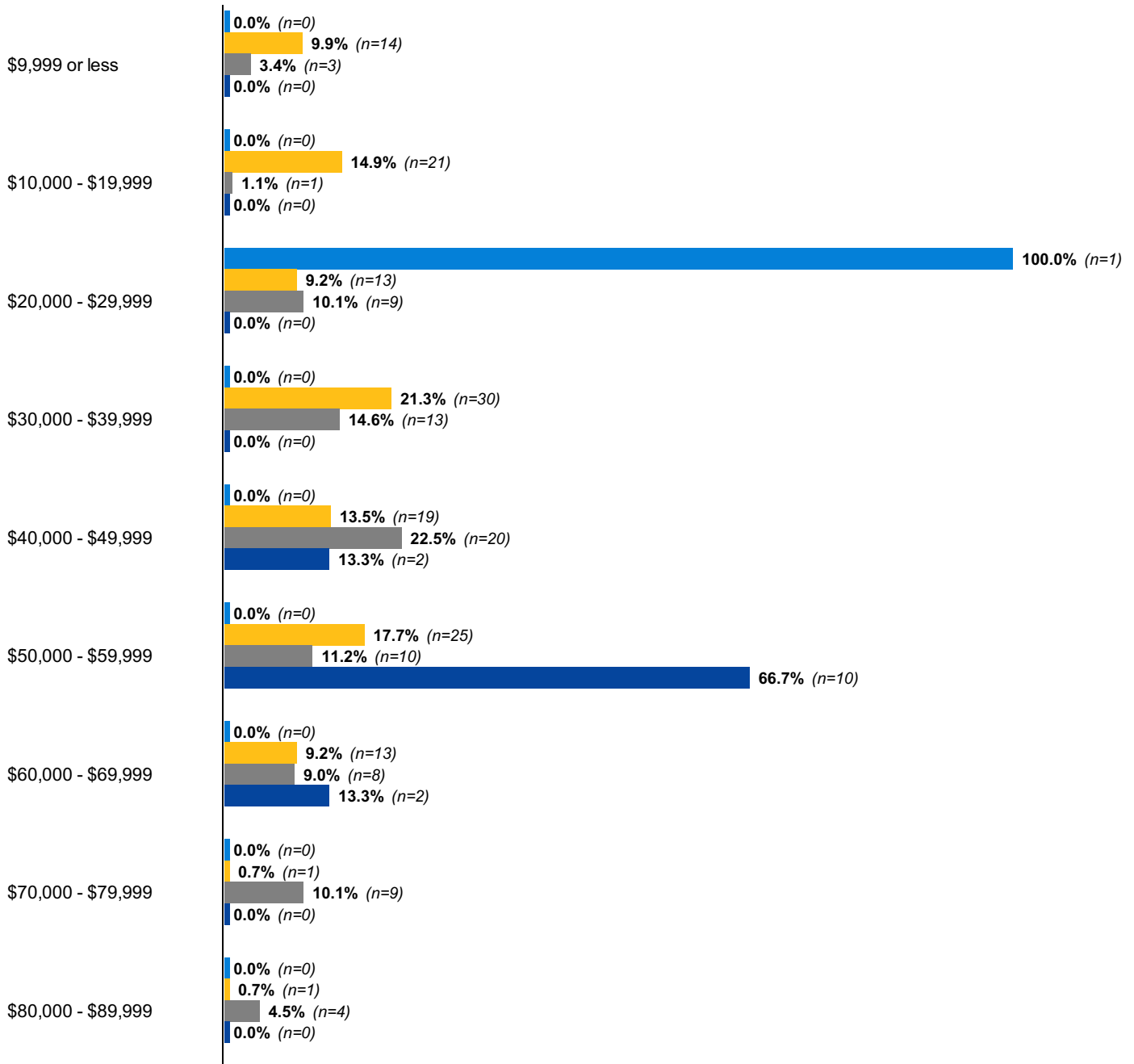
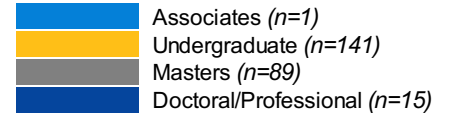
## General Outcomes

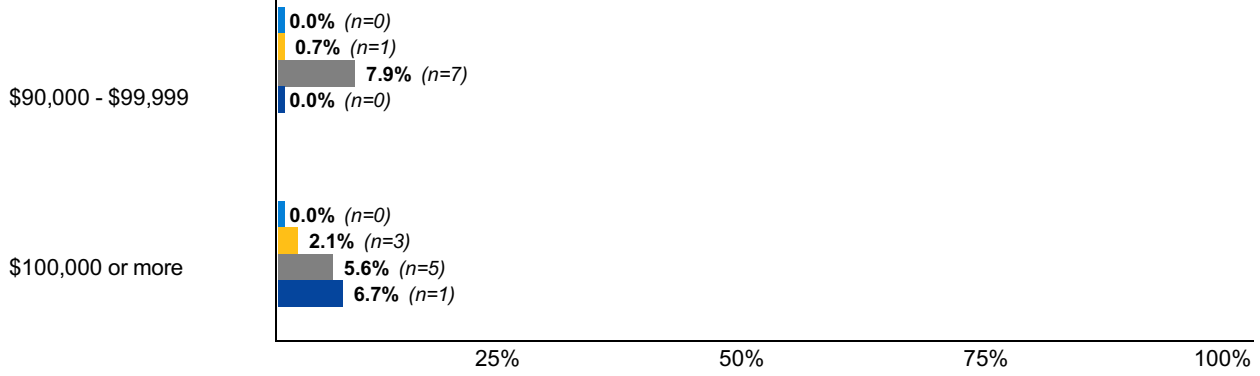
**Core 3:** When did you begin your primary post-graduation occupation?



## Occupation

**Core 5:** Please enter your expected total annual income, and if applicable, guaranteed bonus(es) below.





Overall median income: **\$43,000**

Median income for *Associates* students: **\$20,000**

Median income for *Undergraduate* students: **\$36,000**

Median income for *Masters* students: **\$48,000**

Median income for *Doctoral/Professional* students: **\$51,000**

To protect respondent confidentiality, median incomes have been rounded to the nearest \$500 interval.

## Occupation

**Core 6:** Which of the following best describes your occupation?

	<b>Associates</b> <i>n=2</i>	<b>Undergraduate</b> <i>n=180</i>	<b>Masters</b> <i>n=112</i>	<b>Doctoral/Professional</b> <i>n=20</i>
Employed by an organization	<b>50.0%</b> ( <i>n=1</i> )	<b>71.1%</b> ( <i>n=128</i> )	<b>73.2%</b> ( <i>n=82</i> )	<b>65.0%</b> ( <i>n=13</i> )
Engaged in an entrepreneurial / start-up effort as an owner	<b>0.0%</b> ( <i>n=0</i> )	<b>0.6%</b> ( <i>n=1</i> )	<b>0.9%</b> ( <i>n=1</i> )	<b>0.0%</b> ( <i>n=0</i> )
Self-employed	<b>0.0%</b> ( <i>n=0</i> )	<b>0.0%</b> ( <i>n=0</i> )	<b>0.9%</b> ( <i>n=1</i> )	<b>0.0%</b> ( <i>n=0</i> )
Employed in a temporary / contract work assignment	<b>0.0%</b> ( <i>n=0</i> )	<b>7.8%</b> ( <i>n=14</i> )	<b>8.0%</b> ( <i>n=9</i> )	<b>0.0%</b> ( <i>n=0</i> )
Employed in a postgraduate internship or fellowship	<b>0.0%</b> ( <i>n=0</i> )	<b>7.2%</b> ( <i>n=13</i> )	<b>2.7%</b> ( <i>n=3</i> )	<b>25.0%</b> ( <i>n=5</i> )
Engaged in military service	<b>0.0%</b> ( <i>n=0</i> )	<b>2.8%</b> ( <i>n=5</i> )	<b>0.0%</b> ( <i>n=0</i> )	<b>10.0%</b> ( <i>n=2</i> )
Employed in any other work category	<b>50.0%</b> ( <i>n=1</i> )	<b>7.8%</b> ( <i>n=14</i> )	<b>13.4%</b> ( <i>n=15</i> )	<b>0.0%</b> ( <i>n=0</i> )
I'd rather not answer	<b>0.0%</b> ( <i>n=0</i> )	<b>2.8%</b> ( <i>n=5</i> )	<b>0.9%</b> ( <i>n=1</i> )	<b>0.0%</b> ( <i>n=0</i> )

## Occupation

**Core 7:** Do you/will you hold more than one paid position?

	<b>Associates</b> <i>n=2</i>	<b>Undergraduate</b> <i>n=180</i>	<b>Masters</b> <i>n=112</i>	<b>Doctoral/Professional</b> <i>n=20</i>
Yes	<b>100.0%</b> ( <i>n=2</i> )	<b>26.1%</b> ( <i>n=47</i> )	<b>17.0%</b> ( <i>n=19</i> )	<b>5.0%</b> ( <i>n=1</i> )
No	<b>0.0%</b> ( <i>n=0</i> )	<b>70.6%</b> ( <i>n=127</i> )	<b>79.5%</b> ( <i>n=89</i> )	<b>95.0%</b> ( <i>n=19</i> )
I'd rather not answer	<b>0.0%</b> ( <i>n=0</i> )	<b>3.3%</b> ( <i>n=6</i> )	<b>3.6%</b> ( <i>n=4</i> )	<b>0.0%</b> ( <i>n=0</i> )



## Occupation: Industry

**Core 9 & Core 13:** Which of the following best describes the industry and job function of the occupation you do/will hold?

	Associates <i>n=1</i>	Undergraduate <i>n=133</i>	Masters <i>n=90</i>	Doctoral/Professional <i>n=14</i>
Education	0.0% ( <i>n=0</i> )	8.3% ( <i>n=11</i> )	22.2% ( <i>n=20</i> )	0.0% ( <i>n=0</i> )
Healthcare / Health Services	0.0% ( <i>n=0</i> )	11.3% ( <i>n=15</i> )	14.4% ( <i>n=13</i> )	14.3% ( <i>n=2</i> )
Medicine	0.0% ( <i>n=0</i> )	2.3% ( <i>n=3</i> )	2.2% ( <i>n=2</i> )	71.4% ( <i>n=10</i> )
Retail / Wholesale	100.0% ( <i>n=1</i> )	6.0% ( <i>n=8</i> )	5.6% ( <i>n=5</i> )	0.0% ( <i>n=0</i> )
Engineering	0.0% ( <i>n=0</i> )	6.8% ( <i>n=9</i> )	2.2% ( <i>n=2</i> )	7.1% ( <i>n=1</i> )
Government / Public Administration	0.0% ( <i>n=0</i> )	1.5% ( <i>n=2</i> )	10.0% ( <i>n=9</i> )	0.0% ( <i>n=0</i> )
Social Services	0.0% ( <i>n=0</i> )	4.5% ( <i>n=6</i> )	4.4% ( <i>n=4</i> )	0.0% ( <i>n=0</i> )
Computers	0.0% ( <i>n=0</i> )	5.3% ( <i>n=7</i> )	2.2% ( <i>n=2</i> )	0.0% ( <i>n=0</i> )
Non-Profit / Philanthropy	0.0% ( <i>n=0</i> )	2.3% ( <i>n=3</i> )	3.3% ( <i>n=3</i> )	7.1% ( <i>n=1</i> )
Manufacturing	0.0% ( <i>n=0</i> )	4.5% ( <i>n=6</i> )	1.1% ( <i>n=1</i> )	0.0% ( <i>n=0</i> )
Software Development	0.0% ( <i>n=0</i> )	3.0% ( <i>n=4</i> )	2.2% ( <i>n=2</i> )	0.0% ( <i>n=0</i> )
Higher Education	0.0% ( <i>n=0</i> )	3.0% ( <i>n=4</i> )	2.2% ( <i>n=2</i> )	0.0% ( <i>n=0</i> )
Other / Unspecified	0.0% ( <i>n=0</i> )	4.5% ( <i>n=6</i> )	0.0% ( <i>n=0</i> )	0.0% ( <i>n=0</i> )
Financial Services	0.0% ( <i>n=0</i> )	2.3% ( <i>n=3</i> )	2.2% ( <i>n=2</i> )	0.0% ( <i>n=0</i> )
Information Technology	0.0% ( <i>n=0</i> )	2.3% ( <i>n=3</i> )	2.2% ( <i>n=2</i> )	0.0% ( <i>n=0</i> )
Automotive	0.0% ( <i>n=0</i> )	0.8% ( <i>n=1</i> )	3.3% ( <i>n=3</i> )	0.0% ( <i>n=0</i> )
Accounting	0.0% ( <i>n=0</i> )	0.8% ( <i>n=1</i> )	3.3% ( <i>n=3</i> )	0.0% ( <i>n=0</i> )
Military & Defense	0.0% ( <i>n=0</i> )	1.5% ( <i>n=2</i> )	2.2% ( <i>n=2</i> )	0.0% ( <i>n=0</i> )
Food & Beverage	0.0% ( <i>n=0</i> )	0.8% ( <i>n=1</i> )	3.3% ( <i>n=3</i> )	0.0% ( <i>n=0</i> )
Biotechnology	0.0% ( <i>n=0</i> )	2.3% ( <i>n=3</i> )	0.0% ( <i>n=0</i> )	0.0% ( <i>n=0</i> )

Health, Wellness & Fitness	0.0% (n=0)	1.5% (n=2)	1.1% (n=1)	0.0% (n=0)
Consulting	0.0% (n=0)	1.5% (n=2)	1.1% (n=1)	0.0% (n=0)
Aerospace	0.0% (n=0)	2.3% (n=3)	0.0% (n=0)	0.0% (n=0)
Marketing	0.0% (n=0)	2.3% (n=3)	0.0% (n=0)	0.0% (n=0)
Law Enforcement & Security	0.0% (n=0)	1.5% (n=2)	1.1% (n=1)	0.0% (n=0)
Business Services	0.0% (n=0)	1.5% (n=2)	0.0% (n=0)	0.0% (n=0)
Utilities	0.0% (n=0)	0.8% (n=1)	1.1% (n=1)	0.0% (n=0)
Food Services	0.0% (n=0)	1.5% (n=2)	0.0% (n=0)	0.0% (n=0)
Real Estate	0.0% (n=0)	1.5% (n=2)	0.0% (n=0)	0.0% (n=0)
Law	0.0% (n=0)	0.8% (n=1)	1.1% (n=1)	0.0% (n=0)
Oil & Gas	0.0% (n=0)	1.5% (n=2)	0.0% (n=0)	0.0% (n=0)
Sciences	0.0% (n=0)	0.8% (n=1)	1.1% (n=1)	0.0% (n=0)
Construction	0.0% (n=0)	1.5% (n=2)	0.0% (n=0)	0.0% (n=0)
Arts & Entertainment	0.0% (n=0)	0.0% (n=0)	2.2% (n=2)	0.0% (n=0)
Agriculture	0.0% (n=0)	0.0% (n=0)	1.1% (n=1)	0.0% (n=0)
Public Relations / Public Affairs	0.0% (n=0)	0.0% (n=0)	1.1% (n=1)	0.0% (n=0)
Human Resources	0.0% (n=0)	0.8% (n=1)	0.0% (n=0)	0.0% (n=0)
Consumer Services	0.0% (n=0)	0.8% (n=1)	0.0% (n=0)	0.0% (n=0)
Advertising	0.0% (n=0)	0.8% (n=1)	0.0% (n=0)	0.0% (n=0)
Transportation	0.0% (n=0)	0.8% (n=1)	0.0% (n=0)	0.0% (n=0)
Chemicals	0.0% (n=0)	0.8% (n=1)	0.0% (n=0)	0.0% (n=0)
Journalism	0.0% (n=0)	0.8% (n=1)	0.0% (n=0)	0.0% (n=0)
Trade	0.0% (n=0)	0.8% (n=1)	0.0% (n=0)	0.0% (n=0)
Fine Arts	0.0% (n=0)	0.8% (n=1)	0.0% (n=0)	0.0% (n=0)
Environment	0.0% (n=0)	0.8% (n=1)	0.0% (n=0)	0.0% (n=0)
Housing & Urban Development	0.0% (n=0)	0.8% (n=1)	0.0% (n=0)	0.0% (n=0)

## Occupation: Job Function

**Core 9 & Core 13:** Which of the following best describes the industry and job function of the occupation you do/will hold?

	Associates <i>n=1</i>	Undergraduate <i>n=128</i>	Masters <i>n=90</i>	Doctoral/Professional <i>n=14</i>
Healthcare / Health Services	0.0% ( <i>n=0</i> )	10.9% ( <i>n=14</i> )	7.8% ( <i>n=7</i> )	42.9% ( <i>n=6</i> )
Other	0.0% ( <i>n=0</i> )	8.6% ( <i>n=11</i> )	8.9% ( <i>n=8</i> )	35.7% ( <i>n=5</i> )
Engineering	0.0% ( <i>n=0</i> )	13.3% ( <i>n=17</i> )	3.3% ( <i>n=3</i> )	0.0% ( <i>n=0</i> )
Teaching / Education	0.0% ( <i>n=0</i> )	3.9% ( <i>n=5</i> )	14.4% ( <i>n=13</i> )	0.0% ( <i>n=0</i> )
Management	0.0% ( <i>n=0</i> )	6.3% ( <i>n=8</i> )	3.3% ( <i>n=3</i> )	0.0% ( <i>n=0</i> )
Administrative / Support Services	0.0% ( <i>n=0</i> )	4.7% ( <i>n=6</i> )	4.4% ( <i>n=4</i> )	0.0% ( <i>n=0</i> )
Analyst	0.0% ( <i>n=0</i> )	3.9% ( <i>n=5</i> )	5.6% ( <i>n=5</i> )	0.0% ( <i>n=0</i> )
Education & Training	0.0% ( <i>n=0</i> )	1.6% ( <i>n=2</i> )	5.6% ( <i>n=5</i> )	0.0% ( <i>n=0</i> )
Accounting / Auditing	0.0% ( <i>n=0</i> )	2.3% ( <i>n=3</i> )	4.4% ( <i>n=4</i> )	0.0% ( <i>n=0</i> )
Software Development	0.0% ( <i>n=0</i> )	3.1% ( <i>n=4</i> )	3.3% ( <i>n=3</i> )	0.0% ( <i>n=0</i> )
Finance	0.0% ( <i>n=0</i> )	1.6% ( <i>n=2</i> )	4.4% ( <i>n=4</i> )	0.0% ( <i>n=0</i> )
Social Work	0.0% ( <i>n=0</i> )	2.3% ( <i>n=3</i> )	3.3% ( <i>n=3</i> )	0.0% ( <i>n=0</i> )
Customer Service	100.0% ( <i>n=1</i> )	1.6% ( <i>n=2</i> )	2.2% ( <i>n=2</i> )	0.0% ( <i>n=0</i> )
Research	0.0% ( <i>n=0</i> )	3.1% ( <i>n=4</i> )	1.1% ( <i>n=1</i> )	0.0% ( <i>n=0</i> )
Information Technology	0.0% ( <i>n=0</i> )	2.3% ( <i>n=3</i> )	2.2% ( <i>n=2</i> )	0.0% ( <i>n=0</i> )
Programming / Software Development	0.0% ( <i>n=0</i> )	2.3% ( <i>n=3</i> )	2.2% ( <i>n=2</i> )	0.0% ( <i>n=0</i> )
Sales	0.0% ( <i>n=0</i> )	3.1% ( <i>n=4</i> )	0.0% ( <i>n=0</i> )	0.0% ( <i>n=0</i> )
Administration	0.0% ( <i>n=0</i> )	0.8% ( <i>n=1</i> )	2.2% ( <i>n=2</i> )	7.1% ( <i>n=1</i> )
Not Specified	0.0% ( <i>n=0</i> )	3.1% ( <i>n=4</i> )	0.0% ( <i>n=0</i> )	0.0% ( <i>n=0</i> )
Human Resources	0.0% ( <i>n=0</i> )	2.3% ( <i>n=3</i> )	1.1% ( <i>n=1</i> )	0.0% ( <i>n=0</i> )

Research & Development	0.0% (n=0)	0.8% (n=1)	1.1% (n=1)	14.3% (n=2)
Project Management	0.0% (n=0)	0.8% (n=1)	2.2% (n=2)	0.0% (n=0)
Public Administration	0.0% (n=0)	0.0% (n=0)	3.3% (n=3)	0.0% (n=0)
Criminal Justice	0.0% (n=0)	0.8% (n=1)	2.2% (n=2)	0.0% (n=0)
Counseling	0.0% (n=0)	2.3% (n=3)	0.0% (n=0)	0.0% (n=0)
Maintenance	0.0% (n=0)	2.3% (n=3)	0.0% (n=0)	0.0% (n=0)
Information Management	0.0% (n=0)	0.8% (n=1)	1.1% (n=1)	0.0% (n=0)
Public Relations / Public Affairs	0.0% (n=0)	0.8% (n=1)	1.1% (n=1)	0.0% (n=0)
Retail	0.0% (n=0)	0.8% (n=1)	1.1% (n=1)	0.0% (n=0)
Consulting	0.0% (n=0)	0.0% (n=0)	2.2% (n=2)	0.0% (n=0)
Law Enforcement / Security	0.0% (n=0)	1.6% (n=2)	0.0% (n=0)	0.0% (n=0)
Marketing	0.0% (n=0)	0.0% (n=0)	2.2% (n=2)	0.0% (n=0)
Economic / Community Development	0.0% (n=0)	0.8% (n=1)	0.0% (n=0)	0.0% (n=0)
Warehousing / Materials Management	0.0% (n=0)	0.0% (n=0)	1.1% (n=1)	0.0% (n=0)
Supply Chain	0.0% (n=0)	0.8% (n=1)	0.0% (n=0)	0.0% (n=0)
Childcare	0.0% (n=0)	0.8% (n=1)	0.0% (n=0)	0.0% (n=0)
Data Entry	0.0% (n=0)	0.8% (n=1)	0.0% (n=0)	0.0% (n=0)
Social Media	0.0% (n=0)	0.0% (n=0)	1.1% (n=1)	0.0% (n=0)
Internet	0.0% (n=0)	0.8% (n=1)	0.0% (n=0)	0.0% (n=0)
Manufacturing / Mechanical	0.0% (n=0)	0.8% (n=1)	0.0% (n=0)	0.0% (n=0)
Quality Assurance / Control	0.0% (n=0)	0.8% (n=1)	0.0% (n=0)	0.0% (n=0)
Editorial	0.0% (n=0)	0.8% (n=1)	0.0% (n=0)	0.0% (n=0)
Writing & Editing	0.0% (n=0)	0.8% (n=1)	0.0% (n=0)	0.0% (n=0)
Animal Care	0.0% (n=0)	0.8% (n=1)	0.0% (n=0)	0.0% (n=0)
Community Service	0.0% (n=0)	0.0% (n=0)	1.1% (n=1)	0.0% (n=0)

## Occupation

**Core 10 & Core 14:** Please enter the location of your occupation.

	Associates <i>n=1</i>	Undergraduate <i>n=131</i>	Masters <i>n=87</i>	Doctoral/Professional <i>n=13</i>
OH	100.0% ( <i>n=1</i> )	93.1% ( <i>n=122</i> )	85.1% ( <i>n=74</i> )	23.1% ( <i>n=3</i> )
TX	0.0% ( <i>n=0</i> )	0.0% ( <i>n=0</i> )	2.3% ( <i>n=2</i> )	23.1% ( <i>n=3</i> )
CO	0.0% ( <i>n=0</i> )	2.3% ( <i>n=3</i> )	1.1% ( <i>n=1</i> )	0.0% ( <i>n=0</i> )
VA	0.0% ( <i>n=0</i> )	0.8% ( <i>n=1</i> )	1.1% ( <i>n=1</i> )	7.7% ( <i>n=1</i> )
FL	0.0% ( <i>n=0</i> )	0.0% ( <i>n=0</i> )	2.3% ( <i>n=2</i> )	7.7% ( <i>n=1</i> )
KY	0.0% ( <i>n=0</i> )	0.0% ( <i>n=0</i> )	1.1% ( <i>n=1</i> )	7.7% ( <i>n=1</i> )
WA	0.0% ( <i>n=0</i> )	0.8% ( <i>n=1</i> )	0.0% ( <i>n=0</i> )	0.0% ( <i>n=0</i> )
CA	0.0% ( <i>n=0</i> )	0.8% ( <i>n=1</i> )	0.0% ( <i>n=0</i> )	0.0% ( <i>n=0</i> )
NC	0.0% ( <i>n=0</i> )	0.0% ( <i>n=0</i> )	0.0% ( <i>n=0</i> )	7.7% ( <i>n=1</i> )
LA	0.0% ( <i>n=0</i> )	0.0% ( <i>n=0</i> )	1.1% ( <i>n=1</i> )	0.0% ( <i>n=0</i> )
MD	0.0% ( <i>n=0</i> )	0.0% ( <i>n=0</i> )	0.0% ( <i>n=0</i> )	7.7% ( <i>n=1</i> )
AZ	0.0% ( <i>n=0</i> )	0.0% ( <i>n=0</i> )	1.1% ( <i>n=1</i> )	0.0% ( <i>n=0</i> )
GA	0.0% ( <i>n=0</i> )	0.8% ( <i>n=1</i> )	0.0% ( <i>n=0</i> )	0.0% ( <i>n=0</i> )
NJ	0.0% ( <i>n=0</i> )	0.0% ( <i>n=0</i> )	1.1% ( <i>n=1</i> )	0.0% ( <i>n=0</i> )
TN	0.0% ( <i>n=0</i> )	0.0% ( <i>n=0</i> )	1.1% ( <i>n=1</i> )	0.0% ( <i>n=0</i> )
PA	0.0% ( <i>n=0</i> )	0.0% ( <i>n=0</i> )	0.0% ( <i>n=0</i> )	7.7% ( <i>n=1</i> )
IL	0.0% ( <i>n=0</i> )	0.8% ( <i>n=1</i> )	0.0% ( <i>n=0</i> )	0.0% ( <i>n=0</i> )
AL	0.0% ( <i>n=0</i> )	0.0% ( <i>n=0</i> )	0.0% ( <i>n=0</i> )	7.7% ( <i>n=1</i> )
MI	0.0% ( <i>n=0</i> )	0.0% ( <i>n=0</i> )	1.1% ( <i>n=1</i> )	0.0% ( <i>n=0</i> )
NY	0.0% ( <i>n=0</i> )	0.0% ( <i>n=0</i> )	1.1% ( <i>n=1</i> )	0.0% ( <i>n=0</i> )

IN

0.0% (n=0)

0.8% (n=1)

0.0% (n=0)

0.0% (n=0)

## Occupation

**Core 15:** Which of these best describes your primary reason for being unemployed or not seeking employment?

	<b>Associates</b> <i>n=0</i>	<b>Undergraduate</b> <i>n=44</i>	<b>Masters</b> <i>n=17</i>	<b>Doctoral/Professional</b> <i>n=0</i>
Family or personal reasons	<b>0.0%</b> ( <i>n=0</i> )	<b>13.6%</b> ( <i>n=6</i> )	<b>41.2%</b> ( <i>n=7</i> )	<b>0.0%</b> ( <i>n=0</i> )
Enrolled / Enrolling in a degree or certificate program	<b>0.0%</b> ( <i>n=0</i> )	<b>9.1%</b> ( <i>n=4</i> )	<b>5.9%</b> ( <i>n=1</i> )	<b>0.0%</b> ( <i>n=0</i> )
Unable to find employment related to career goals or area of study	<b>0.0%</b> ( <i>n=0</i> )	<b>38.6%</b> ( <i>n=17</i> )	<b>29.4%</b> ( <i>n=5</i> )	<b>0.0%</b> ( <i>n=0</i> )
Unable to find employment at a sufficient level of pay	<b>0.0%</b> ( <i>n=0</i> )	<b>2.3%</b> ( <i>n=1</i> )	<b>0.0%</b> ( <i>n=0</i> )	<b>0.0%</b> ( <i>n=0</i> )
Unable to find employment where I live or want to live	<b>0.0%</b> ( <i>n=0</i> )	<b>6.8%</b> ( <i>n=3</i> )	<b>11.8%</b> ( <i>n=2</i> )	<b>0.0%</b> ( <i>n=0</i> )
Unable to find any employment	<b>0.0%</b> ( <i>n=0</i> )	<b>15.9%</b> ( <i>n=7</i> )	<b>0.0%</b> ( <i>n=0</i> )	<b>0.0%</b> ( <i>n=0</i> )
I'd rather not answer	<b>0.0%</b> ( <i>n=0</i> )	<b>0.0%</b> ( <i>n=0</i> )	<b>5.9%</b> ( <i>n=1</i> )	<b>0.0%</b> ( <i>n=0</i> )
Other	<b>0.0%</b> ( <i>n=0</i> )	<b>13.6%</b> ( <i>n=6</i> )	<b>17.6%</b> ( <i>n=3</i> )	<b>0.0%</b> ( <i>n=0</i> )

## Occupation

**Core 16:** Have you received any offers for employment that you did not accept?

	<b>Associates</b> <i>n=0</i>	<b>Undergraduate</b> <i>n=44</i>	<b>Masters</b> <i>n=17</i>	<b>Doctoral/Professional</b> <i>n=0</i>
No	<b>0.0%</b> ( <i>n=0</i> )	<b>86.4%</b> ( <i>n=38</i> )	<b>88.2%</b> ( <i>n=15</i> )	<b>0.0%</b> ( <i>n=0</i> )
Yes	<b>0.0%</b> ( <i>n=0</i> )	<b>13.6%</b> ( <i>n=6</i> )	<b>11.8%</b> ( <i>n=2</i> )	<b>0.0%</b> ( <i>n=0</i> )



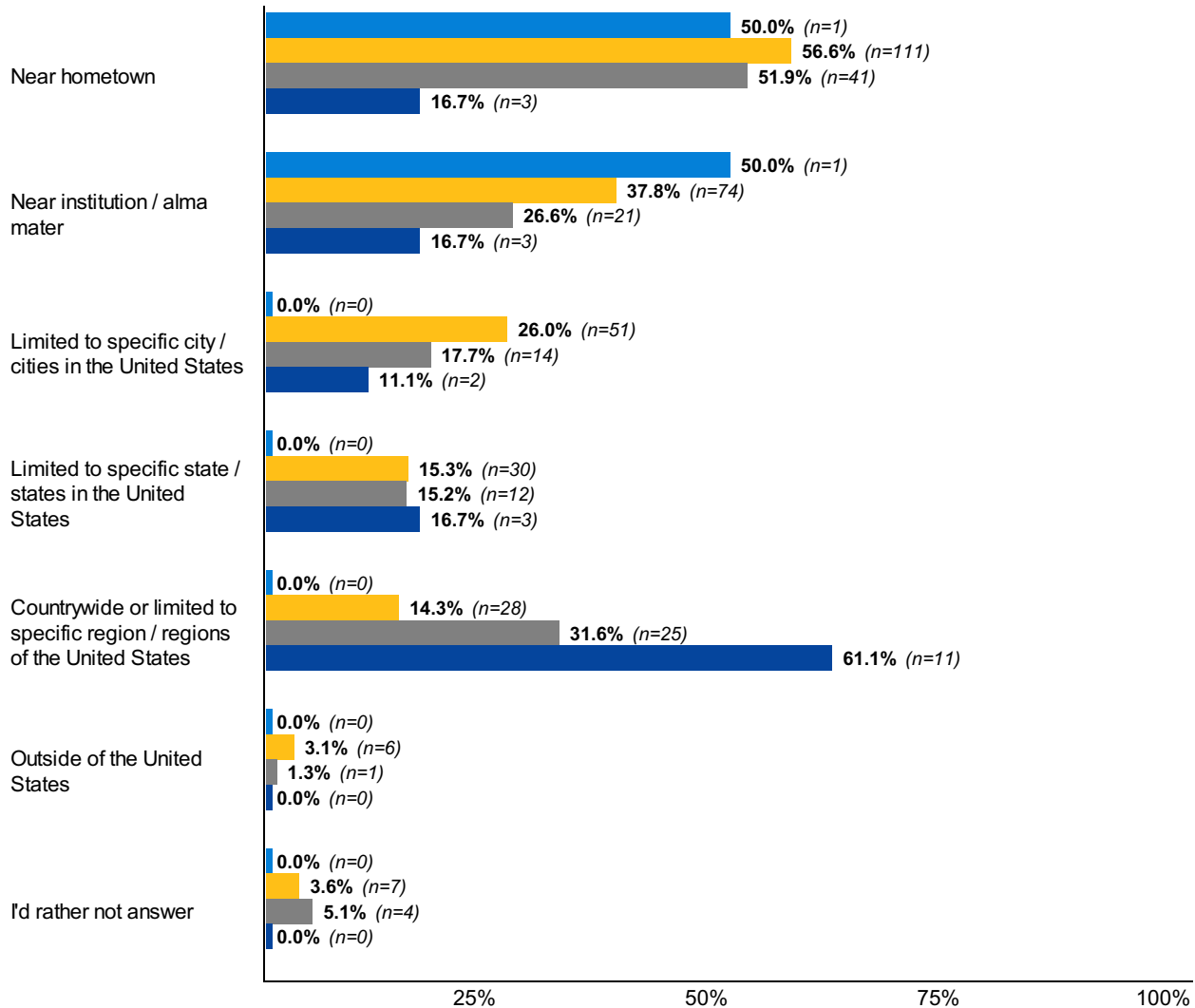
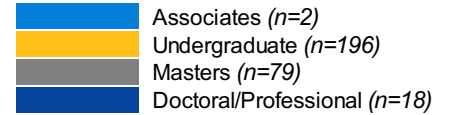
## Occupation

**Core 17:** Which of these best describe your reason(s) for not accepting your offer(s)? (Select all that apply)

	<b>Associates</b> <i>n=0</i>	<b>Undergraduate</b> <i>n=6</i>	<b>Masters</b> <i>n=2</i>	<b>Doctoral/Professional</b> <i>n=0</i>
Position unrelated to career goals or area of study	<b>0.0%</b> ( <i>n=0</i> )	<b>50.0%</b> ( <i>n=3</i> )	<b>50.0%</b> ( <i>n=1</i> )	<b>0.0%</b> ( <i>n=0</i> )
Family or personal reasons	<b>0.0%</b> ( <i>n=0</i> )	<b>16.7%</b> ( <i>n=1</i> )	<b>50.0%</b> ( <i>n=1</i> )	<b>0.0%</b> ( <i>n=0</i> )
Organization or position fit unacceptable	<b>0.0%</b> ( <i>n=0</i> )	<b>33.3%</b> ( <i>n=2</i> )	<b>0.0%</b> ( <i>n=0</i> )	<b>0.0%</b> ( <i>n=0</i> )
Position had insufficient level of pay	<b>0.0%</b> ( <i>n=0</i> )	<b>16.7%</b> ( <i>n=1</i> )	<b>50.0%</b> ( <i>n=1</i> )	<b>0.0%</b> ( <i>n=0</i> )
Other	<b>0.0%</b> ( <i>n=0</i> )	<b>16.7%</b> ( <i>n=1</i> )	<b>0.0%</b> ( <i>n=0</i> )	<b>0.0%</b> ( <i>n=0</i> )
Enrolled / Enrolling in a degree program	<b>0.0%</b> ( <i>n=0</i> )	<b>16.7%</b> ( <i>n=1</i> )	<b>0.0%</b> ( <i>n=0</i> )	<b>0.0%</b> ( <i>n=0</i> )

## Occupation

**Core 18:** Where geographically did you look when searching for your post-graduation occupation? (Select all that apply)



## Additional Education Enrollment

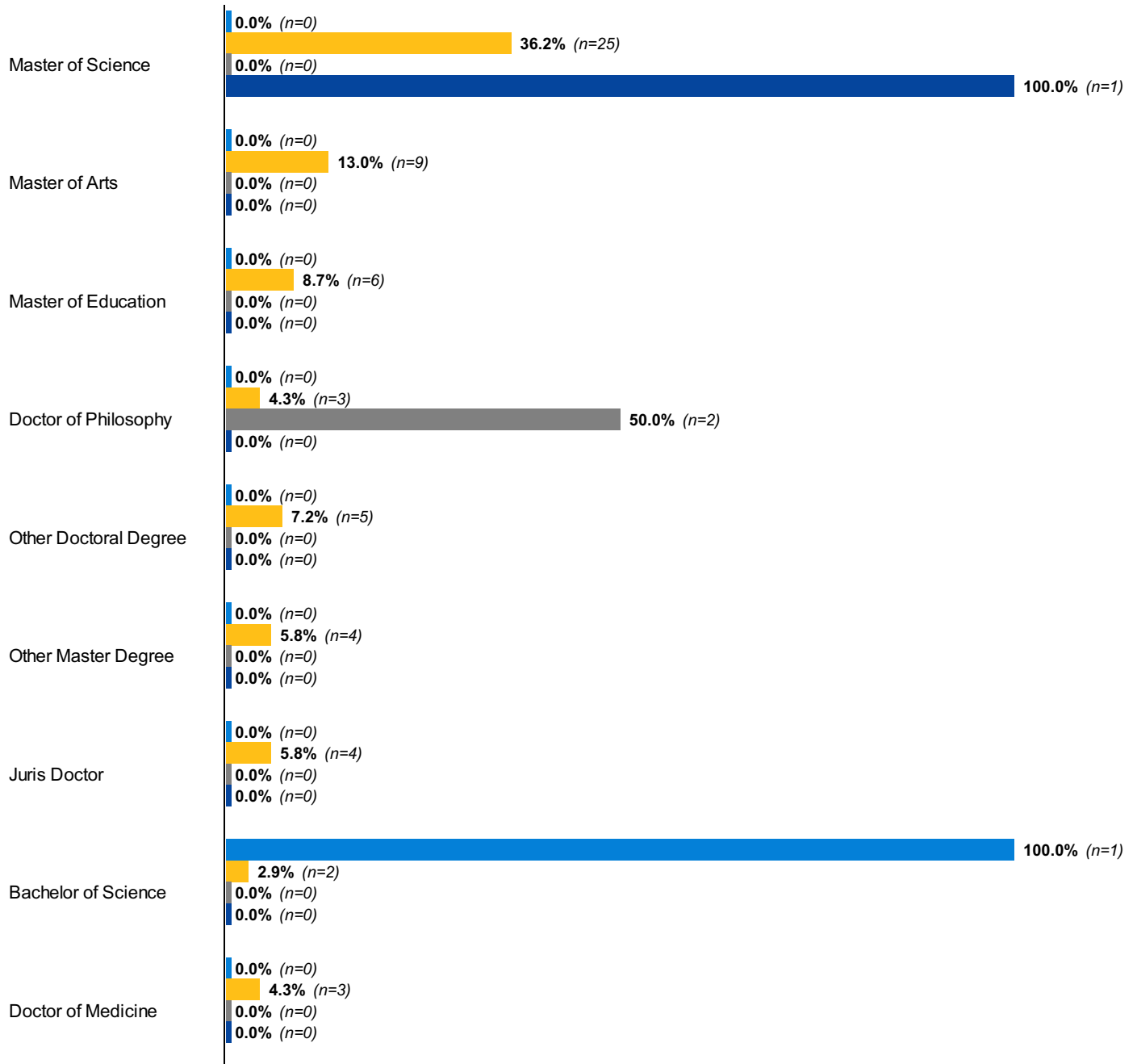
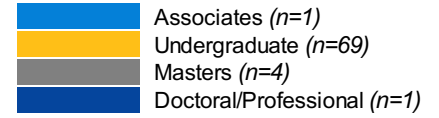
**Core 20:** Please answer each of the items below concerning the additional education you are pursuing.

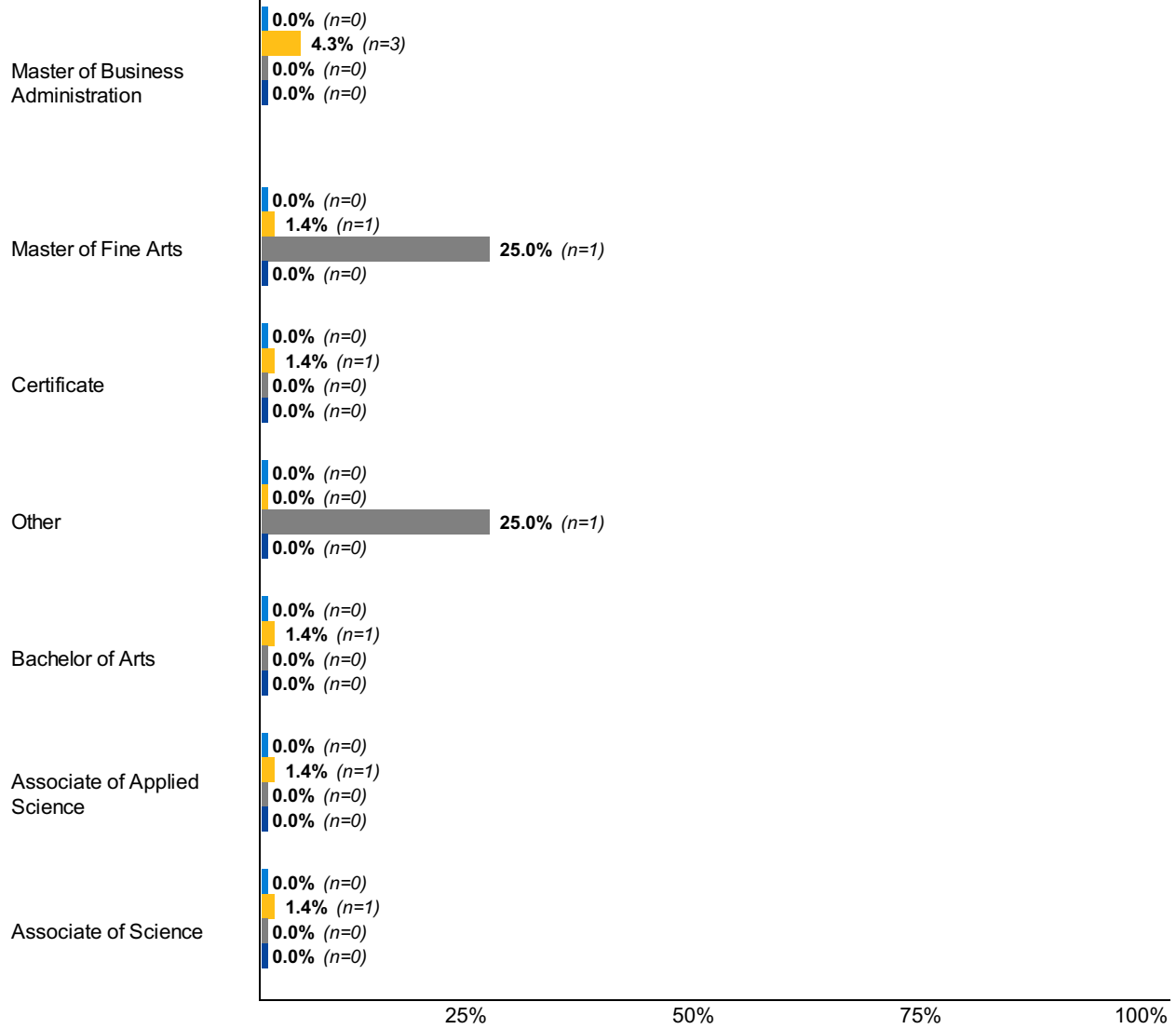
	Associates <i>n=1</i>	Undergraduate <i>n=70</i>	Masters <i>n=4</i>	Doctoral/Professional <i>n=3</i>
Engineering	0.0% ( <i>n=0</i> )	20.0% ( <i>n=14</i> )	0.0% ( <i>n=0</i> )	0.0% ( <i>n=0</i> )
Health professions and related programs	0.0% ( <i>n=0</i> )	12.9% ( <i>n=9</i> )	0.0% ( <i>n=0</i> )	33.3% ( <i>n=1</i> )
Education	0.0% ( <i>n=0</i> )	11.4% ( <i>n=8</i> )	0.0% ( <i>n=0</i> )	0.0% ( <i>n=0</i> )
Other	0.0% ( <i>n=0</i> )	7.1% ( <i>n=5</i> )	0.0% ( <i>n=0</i> )	0.0% ( <i>n=0</i> )
Liberal arts and sciences, general studies and humanities	0.0% ( <i>n=0</i> )	7.1% ( <i>n=5</i> )	0.0% ( <i>n=0</i> )	0.0% ( <i>n=0</i> )
Biological and biomedical sciences	0.0% ( <i>n=0</i> )	4.3% ( <i>n=3</i> )	25.0% ( <i>n=1</i> )	33.3% ( <i>n=1</i> )
Business, management, marketing, and related support services	0.0% ( <i>n=0</i> )	5.7% ( <i>n=4</i> )	25.0% ( <i>n=1</i> )	0.0% ( <i>n=0</i> )
Physical sciences	100.0% ( <i>n=1</i> )	4.3% ( <i>n=3</i> )	0.0% ( <i>n=0</i> )	0.0% ( <i>n=0</i> )
Legal professions and studies	0.0% ( <i>n=0</i> )	4.3% ( <i>n=3</i> )	0.0% ( <i>n=0</i> )	0.0% ( <i>n=0</i> )
English language and literature / letters	0.0% ( <i>n=0</i> )	1.4% ( <i>n=1</i> )	50.0% ( <i>n=2</i> )	0.0% ( <i>n=0</i> )
Psychology	0.0% ( <i>n=0</i> )	4.3% ( <i>n=3</i> )	0.0% ( <i>n=0</i> )	0.0% ( <i>n=0</i> )
Public administration and social service professions	0.0% ( <i>n=0</i> )	2.9% ( <i>n=2</i> )	0.0% ( <i>n=0</i> )	0.0% ( <i>n=0</i> )
Social sciences	0.0% ( <i>n=0</i> )	2.9% ( <i>n=2</i> )	0.0% ( <i>n=0</i> )	0.0% ( <i>n=0</i> )
Personal awareness and self-improvement	0.0% ( <i>n=0</i> )	1.4% ( <i>n=1</i> )	0.0% ( <i>n=0</i> )	0.0% ( <i>n=0</i> )
Library science	0.0% ( <i>n=0</i> )	1.4% ( <i>n=1</i> )	0.0% ( <i>n=0</i> )	0.0% ( <i>n=0</i> )
Computer and information sciences and support services	0.0% ( <i>n=0</i> )	1.4% ( <i>n=1</i> )	0.0% ( <i>n=0</i> )	0.0% ( <i>n=0</i> )
Mathematics and statistics	0.0% ( <i>n=0</i> )	1.4% ( <i>n=1</i> )	0.0% ( <i>n=0</i> )	0.0% ( <i>n=0</i> )
Homeland security / law enforcement / firefighting / related protective services	0.0% ( <i>n=0</i> )	1.4% ( <i>n=1</i> )	0.0% ( <i>n=0</i> )	0.0% ( <i>n=0</i> )
Interpersonal and social skills	0.0% ( <i>n=0</i> )	1.4% ( <i>n=1</i> )	0.0% ( <i>n=0</i> )	0.0% ( <i>n=0</i> )
Visual and performing arts	0.0% ( <i>n=0</i> )	1.4% ( <i>n=1</i> )	0.0% ( <i>n=0</i> )	0.0% ( <i>n=0</i> )

History	<b>0.0%</b> (n=0)	<b>1.4%</b> (n=1)	<b>0.0%</b> (n=0)	<b>0.0%</b> (n=0)
Residency programs	<b>0.0%</b> (n=0)	<b>0.0%</b> (n=0)	<b>0.0%</b> (n=0)	<b>33.3%</b> (n=1)

## Additional Education Enrollment

**Core 21:** What additional degree are you seeking post-graduation?





## Military Service

**Core 24:** In which branch of the military are you serving?

	<b>Associates</b> <i>n=0</i>	<b>Undergraduate</b> <i>n=10</i>	<b>Masters</b> <i>n=1</i>	<b>Doctoral/Professional</b> <i>n=2</i>
Army	<b>0.0%</b> ( <i>n=0</i> )	<b>60.0%</b> ( <i>n=6</i> )	<b>0.0%</b> ( <i>n=0</i> )	<b>50.0%</b> ( <i>n=1</i> )
Air Force	<b>0.0%</b> ( <i>n=0</i> )	<b>40.0%</b> ( <i>n=4</i> )	<b>100.0%</b> ( <i>n=1</i> )	<b>50.0%</b> ( <i>n=1</i> )
Coast Guard	<b>0.0%</b> ( <i>n=0</i> )	<b>0.0%</b> ( <i>n=0</i> )	<b>0.0%</b> ( <i>n=0</i> )	<b>0.0%</b> ( <i>n=0</i> )
Marines	<b>0.0%</b> ( <i>n=0</i> )	<b>0.0%</b> ( <i>n=0</i> )	<b>0.0%</b> ( <i>n=0</i> )	<b>0.0%</b> ( <i>n=0</i> )
Navy	<b>0.0%</b> ( <i>n=0</i> )	<b>0.0%</b> ( <i>n=0</i> )	<b>0.0%</b> ( <i>n=0</i> )	<b>0.0%</b> ( <i>n=0</i> )
I'd rather not answer	<b>0.0%</b> ( <i>n=0</i> )	<b>0.0%</b> ( <i>n=0</i> )	<b>0.0%</b> ( <i>n=0</i> )	<b>0.0%</b> ( <i>n=0</i> )