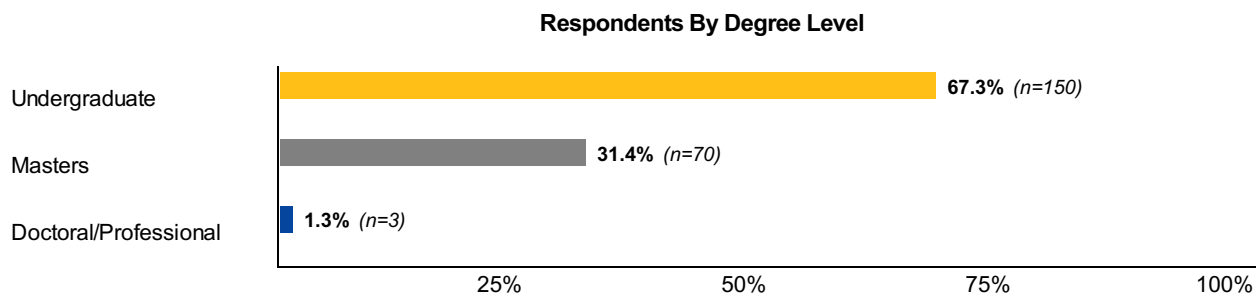
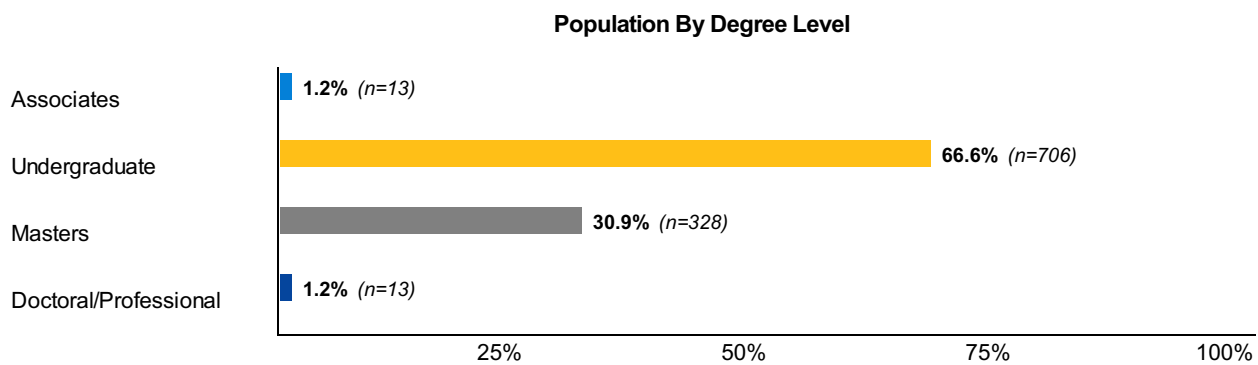
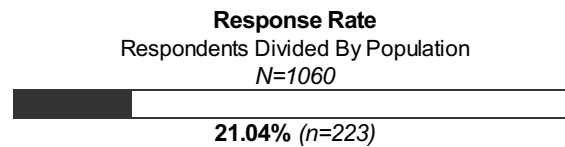
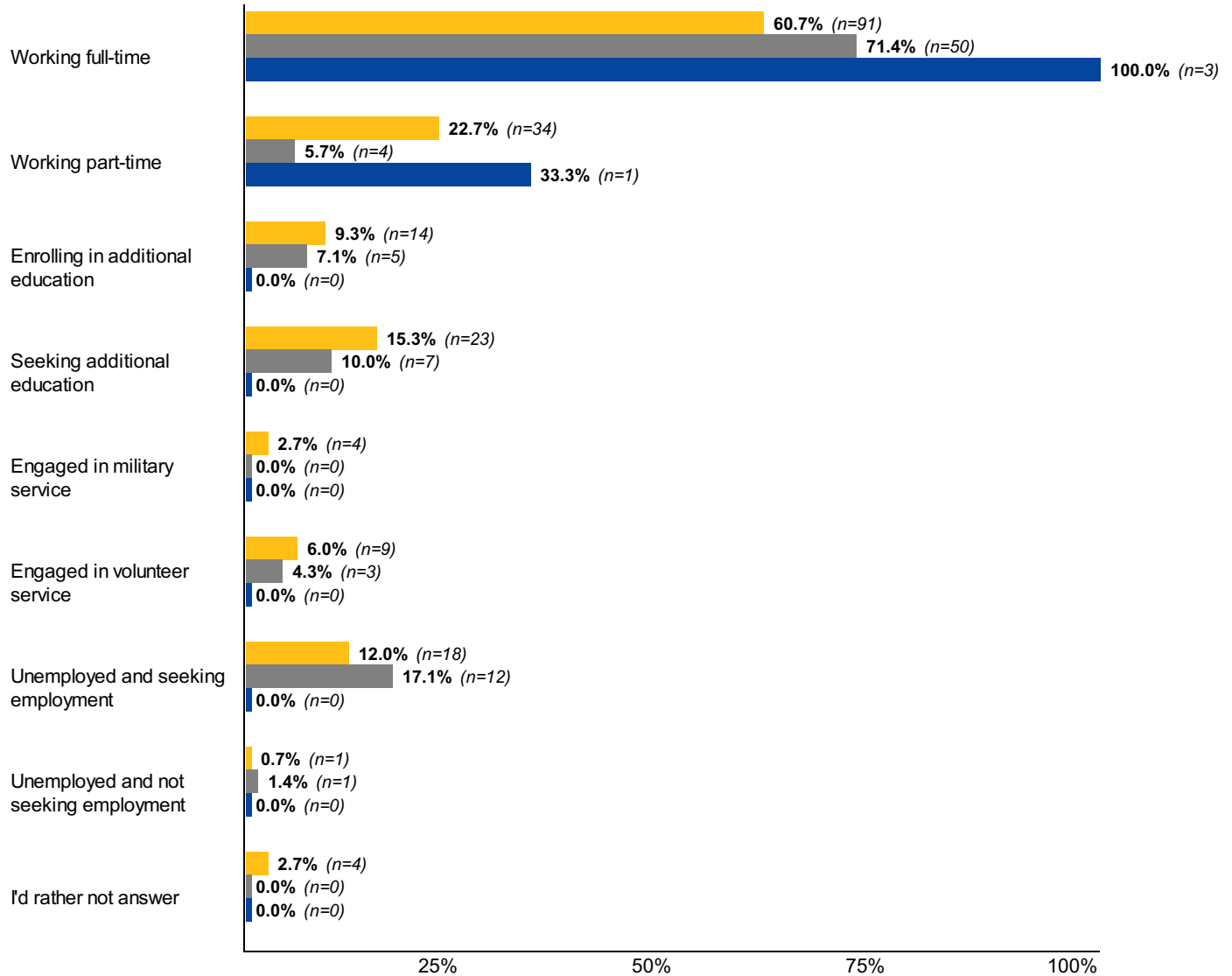
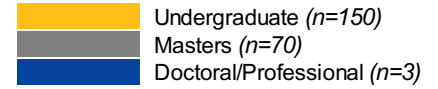


## Response Rate Summary



## General Outcomes

**Core 1:** Which of the following options represent your post-graduation situation at this time?  
(Select all that apply)



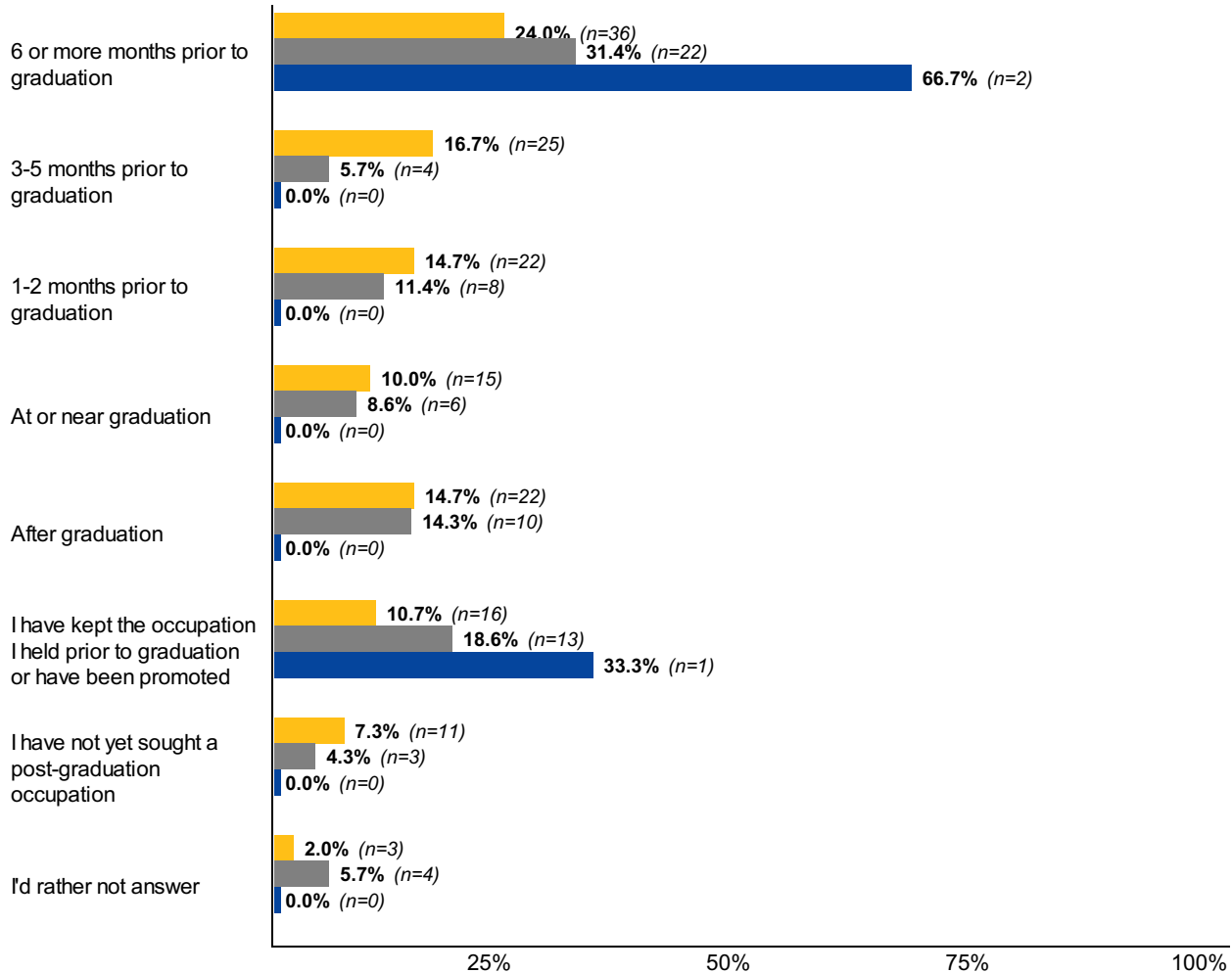
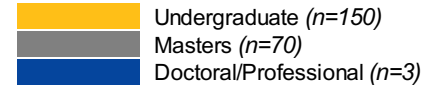
## General Outcomes

**Core 2:** Which of the options above would you identify as your primary status post-graduation?

	<b>Undergraduate</b> <i>n=150</i>	<b>Masters</b> <i>n=70</i>	<b>Doctoral/Professional</b> <i>n=3</i>
Working full-time	<b>56.0%</b> ( <i>n=84</i> )	<b>70.0%</b> ( <i>n=49</i> )	<b>66.7%</b> ( <i>n=2</i> )
Working part-time	<b>12.0%</b> ( <i>n=18</i> )	<b>2.9%</b> ( <i>n=2</i> )	<b>33.3%</b> ( <i>n=1</i> )
Enrolling in additional education	<b>7.3%</b> ( <i>n=11</i> )	<b>7.1%</b> ( <i>n=5</i> )	<b>0.0%</b> ( <i>n=0</i> )
Seeking additional education	<b>7.3%</b> ( <i>n=11</i> )	<b>4.3%</b> ( <i>n=3</i> )	<b>0.0%</b> ( <i>n=0</i> )
Engaged in military service	<b>1.3%</b> ( <i>n=2</i> )	<b>0.0%</b> ( <i>n=0</i> )	<b>0.0%</b> ( <i>n=0</i> )
Engaged in volunteer service	<b>0.7%</b> ( <i>n=1</i> )	<b>0.0%</b> ( <i>n=0</i> )	<b>0.0%</b> ( <i>n=0</i> )
Unemployed and seeking employment	<b>12.0%</b> ( <i>n=18</i> )	<b>14.3%</b> ( <i>n=10</i> )	<b>0.0%</b> ( <i>n=0</i> )
Unemployed and not seeking employment	<b>0.7%</b> ( <i>n=1</i> )	<b>1.4%</b> ( <i>n=1</i> )	<b>0.0%</b> ( <i>n=0</i> )
I'd rather not answer	<b>2.7%</b> ( <i>n=4</i> )	<b>0.0%</b> ( <i>n=0</i> )	<b>0.0%</b> ( <i>n=0</i> )

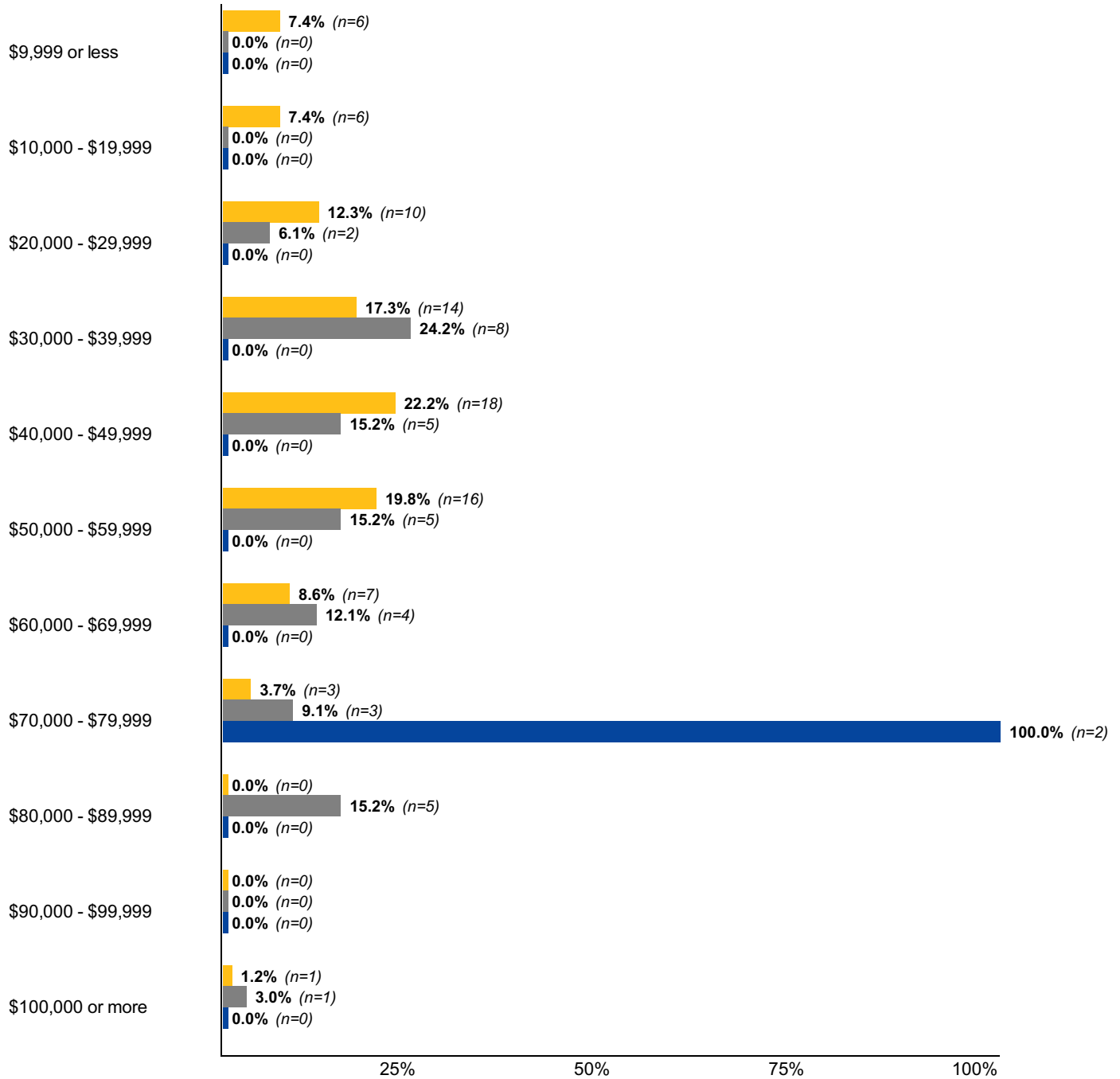
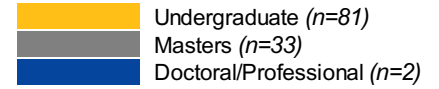
## General Outcomes

**Core 3:** When did you begin to pursue your primary post-graduation occupation?



## Occupation

**Core 5:** Please enter your expected total annual income, and if applicable, guaranteed bonus(es) below.



Overall median income: **\$45,000**

Median income for *Undergraduate* students: **\$40,000**

Median income for *Masters* students: **\$52,000**

Median income for *Doctoral/Professional* students: **\$73,500**

To protect respondent confidentiality, median incomes have been rounded to the nearest \$500 interval.

## Occupation

**Core 6:** Which of the following best describes your occupation?

	<b>Undergraduate</b> <i>n=109</i>	<b>Masters</b> <i>n=46</i>	<b>Doctoral/Professional</b> <i>n=3</i>
Employed by an organization	<b>71.6%</b> ( <i>n=78</i> )	<b>80.4%</b> ( <i>n=37</i> )	<b>33.3%</b> ( <i>n=1</i> )
Engaged in an entrepreneurial / start-up effort as an owner	<b>0.0%</b> ( <i>n=0</i> )	<b>0.0%</b> ( <i>n=0</i> )	<b>33.3%</b> ( <i>n=1</i> )
Employed freelance	<b>3.7%</b> ( <i>n=4</i> )	<b>0.0%</b> ( <i>n=0</i> )	<b>0.0%</b> ( <i>n=0</i> )
Self-employed	<b>0.9%</b> ( <i>n=1</i> )	<b>0.0%</b> ( <i>n=0</i> )	<b>0.0%</b> ( <i>n=0</i> )
Employed in a temporary / contract work assignment	<b>6.4%</b> ( <i>n=7</i> )	<b>15.2%</b> ( <i>n=7</i> )	<b>0.0%</b> ( <i>n=0</i> )
Employed in a fellowship, post-doctoral residency, or other postdoctoral appointment	<b>0.0%</b> ( <i>n=0</i> )	<b>0.0%</b> ( <i>n=0</i> )	<b>33.3%</b> ( <i>n=1</i> )
Employed in any other work category	<b>11.9%</b> ( <i>n=13</i> )	<b>0.0%</b> ( <i>n=0</i> )	<b>0.0%</b> ( <i>n=0</i> )
I'd rather not answer	<b>5.5%</b> ( <i>n=6</i> )	<b>4.3%</b> ( <i>n=2</i> )	<b>0.0%</b> ( <i>n=0</i> )

## Occupation

**Core 7:** Do you/will you hold more than one paid position?

	<b>Undergraduate</b> <i>n=109</i>	<b>Masters</b> <i>n=46</i>	<b>Doctoral/Professional</b> <i>n=3</i>
Yes	<b>22.0%</b> ( <i>n=24</i> )	<b>8.7%</b> ( <i>n=4</i> )	<b>33.3%</b> ( <i>n=1</i> )
No	<b>75.2%</b> ( <i>n=82</i> )	<b>78.3%</b> ( <i>n=36</i> )	<b>66.7%</b> ( <i>n=2</i> )
I'd rather not answer	<b>2.8%</b> ( <i>n=3</i> )	<b>13.0%</b> ( <i>n=6</i> )	<b>0.0%</b> ( <i>n=0</i> )



## Occupation: Industry

**Core 9 & Core 13:** Which of the following best describes the industry and job function of the occupation you do/will hold?

	<b>Undergraduate</b> <i>n=74</i>	<b>Masters</b> <i>n=31</i>	<b>Doctoral/Professional</b> <i>n=2</i>
Healthcare / Health Services	<b>35.1%</b> ( <i>n=26</i> )	<b>12.9%</b> ( <i>n=4</i> )	<b>0.0%</b> ( <i>n=0</i> )
Education	<b>10.8%</b> ( <i>n=8</i> )	<b>19.4%</b> ( <i>n=6</i> )	<b>0.0%</b> ( <i>n=0</i> )
Engineering	<b>6.8%</b> ( <i>n=5</i> )	<b>12.9%</b> ( <i>n=4</i> )	<b>0.0%</b> ( <i>n=0</i> )
Other / Unspecified	<b>5.4%</b> ( <i>n=4</i> )	<b>3.2%</b> ( <i>n=1</i> )	<b>0.0%</b> ( <i>n=0</i> )
Accounting	<b>5.4%</b> ( <i>n=4</i> )	<b>3.2%</b> ( <i>n=1</i> )	<b>0.0%</b> ( <i>n=0</i> )
Government / Public Administration	<b>1.4%</b> ( <i>n=1</i> )	<b>6.5%</b> ( <i>n=2</i> )	<b>50.0%</b> ( <i>n=1</i> )
Manufacturing	<b>4.1%</b> ( <i>n=3</i> )	<b>0.0%</b> ( <i>n=0</i> )	<b>0.0%</b> ( <i>n=0</i> )
Retail / Wholesale	<b>4.1%</b> ( <i>n=3</i> )	<b>0.0%</b> ( <i>n=0</i> )	<b>0.0%</b> ( <i>n=0</i> )
Medicine	<b>2.7%</b> ( <i>n=2</i> )	<b>3.2%</b> ( <i>n=1</i> )	<b>0.0%</b> ( <i>n=0</i> )
Non-Profit / Philanthropy	<b>2.7%</b> ( <i>n=2</i> )	<b>3.2%</b> ( <i>n=1</i> )	<b>0.0%</b> ( <i>n=0</i> )
Software Development	<b>1.4%</b> ( <i>n=1</i> )	<b>3.2%</b> ( <i>n=1</i> )	<b>0.0%</b> ( <i>n=0</i> )
Banking	<b>1.4%</b> ( <i>n=1</i> )	<b>3.2%</b> ( <i>n=1</i> )	<b>0.0%</b> ( <i>n=0</i> )
Military & Defense	<b>1.4%</b> ( <i>n=1</i> )	<b>3.2%</b> ( <i>n=1</i> )	<b>0.0%</b> ( <i>n=0</i> )
Marketing	<b>2.7%</b> ( <i>n=2</i> )	<b>0.0%</b> ( <i>n=0</i> )	<b>0.0%</b> ( <i>n=0</i> )
Consumer Products	<b>1.4%</b> ( <i>n=1</i> )	<b>3.2%</b> ( <i>n=1</i> )	<b>0.0%</b> ( <i>n=0</i> )
Information Technology	<b>0.0%</b> ( <i>n=0</i> )	<b>6.5%</b> ( <i>n=2</i> )	<b>0.0%</b> ( <i>n=0</i> )
Fundraising / Philanthropy	<b>1.4%</b> ( <i>n=1</i> )	<b>3.2%</b> ( <i>n=1</i> )	<b>0.0%</b> ( <i>n=0</i> )
Oil & Gas	<b>2.7%</b> ( <i>n=2</i> )	<b>0.0%</b> ( <i>n=0</i> )	<b>0.0%</b> ( <i>n=0</i> )
Automotive	<b>1.4%</b> ( <i>n=1</i> )	<b>3.2%</b> ( <i>n=1</i> )	<b>0.0%</b> ( <i>n=0</i> )
Food Services	<b>2.7%</b> ( <i>n=2</i> )	<b>0.0%</b> ( <i>n=0</i> )	<b>0.0%</b> ( <i>n=0</i> )

Energy	<b>0.0%</b> (n=0)	<b>0.0%</b> (n=0)	<b>50.0%</b> (n=1)
Health, Wellness & Fitness	<b>1.4%</b> (n=1)	<b>0.0%</b> (n=0)	<b>0.0%</b> (n=0)
Transportation	<b>1.4%</b> (n=1)	<b>0.0%</b> (n=0)	<b>0.0%</b> (n=0)
Business Services	<b>1.4%</b> (n=1)	<b>0.0%</b> (n=0)	<b>0.0%</b> (n=0)
Computers	<b>0.0%</b> (n=0)	<b>3.2%</b> (n=1)	<b>0.0%</b> (n=0)
Consulting	<b>1.4%</b> (n=1)	<b>0.0%</b> (n=0)	<b>0.0%</b> (n=0)
Telecommunications	<b>0.0%</b> (n=0)	<b>3.2%</b> (n=1)	<b>0.0%</b> (n=0)
Fine Arts	<b>0.0%</b> (n=0)	<b>3.2%</b> (n=1)	<b>0.0%</b> (n=0)

## Occupation: Job Function

**Core 9 & Core 13:** Which of the following best describes the industry and job function of the occupation you do/will hold?

	Undergraduate <i>n</i> =72	Masters <i>n</i> =30	Doctoral/Professional <i>n</i> =2
Healthcare / Health Services	23.6% ( <i>n</i> =17)	6.7% ( <i>n</i> =2)	0.0% ( <i>n</i> =0)
Engineering	6.9% ( <i>n</i> =5)	20.0% ( <i>n</i> =6)	0.0% ( <i>n</i> =0)
Other	9.7% ( <i>n</i> =7)	10.0% ( <i>n</i> =3)	0.0% ( <i>n</i> =0)
Accounting / Auditing	6.9% ( <i>n</i> =5)	3.3% ( <i>n</i> =1)	0.0% ( <i>n</i> =0)
Education & Training	4.2% ( <i>n</i> =3)	6.7% ( <i>n</i> =2)	0.0% ( <i>n</i> =0)
Administrative / Support Services	6.9% ( <i>n</i> =5)	0.0% ( <i>n</i> =0)	0.0% ( <i>n</i> =0)
Teaching / Education	4.2% ( <i>n</i> =3)	6.7% ( <i>n</i> =2)	0.0% ( <i>n</i> =0)
Management	4.2% ( <i>n</i> =3)	0.0% ( <i>n</i> =0)	0.0% ( <i>n</i> =0)
Marketing	4.2% ( <i>n</i> =3)	0.0% ( <i>n</i> =0)	0.0% ( <i>n</i> =0)
Software Development	1.4% ( <i>n</i> =1)	6.7% ( <i>n</i> =2)	0.0% ( <i>n</i> =0)
Analyst	1.4% ( <i>n</i> =1)	3.3% ( <i>n</i> =1)	0.0% ( <i>n</i> =0)
Research & Development	1.4% ( <i>n</i> =1)	0.0% ( <i>n</i> =0)	50.0% ( <i>n</i> =1)
Project Management	2.8% ( <i>n</i> =2)	0.0% ( <i>n</i> =0)	0.0% ( <i>n</i> =0)
Supply Chain	1.4% ( <i>n</i> =1)	3.3% ( <i>n</i> =1)	0.0% ( <i>n</i> =0)
Programming / Software Development	0.0% ( <i>n</i> =0)	6.7% ( <i>n</i> =2)	0.0% ( <i>n</i> =0)
Counseling	0.0% ( <i>n</i> =0)	6.7% ( <i>n</i> =2)	0.0% ( <i>n</i> =0)
Customer Service	2.8% ( <i>n</i> =2)	0.0% ( <i>n</i> =0)	0.0% ( <i>n</i> =0)
Sales	2.8% ( <i>n</i> =2)	0.0% ( <i>n</i> =0)	0.0% ( <i>n</i> =0)
Research	1.4% ( <i>n</i> =1)	0.0% ( <i>n</i> =0)	50.0% ( <i>n</i> =1)
Administration	2.8% ( <i>n</i> =2)	0.0% ( <i>n</i> =0)	0.0% ( <i>n</i> =0)

Quality Assurance / Control	<b>1.4%</b> (n=1)	<b>0.0%</b> (n=0)	<b>0.0%</b> (n=0)
Manufacturing / Mechanical	<b>1.4%</b> (n=1)	<b>0.0%</b> (n=0)	<b>0.0%</b> (n=0)
Operations	<b>1.4%</b> (n=1)	<b>0.0%</b> (n=0)	<b>0.0%</b> (n=0)
Not Specified	<b>1.4%</b> (n=1)	<b>0.0%</b> (n=0)	<b>0.0%</b> (n=0)
Curriculum Development	<b>0.0%</b> (n=0)	<b>3.3%</b> (n=1)	<b>0.0%</b> (n=0)
Fundraising / Development	<b>0.0%</b> (n=0)	<b>3.3%</b> (n=1)	<b>0.0%</b> (n=0)
Information Technology	<b>0.0%</b> (n=0)	<b>3.3%</b> (n=1)	<b>0.0%</b> (n=0)
Buying / Purchasing	<b>0.0%</b> (n=0)	<b>3.3%</b> (n=1)	<b>0.0%</b> (n=0)
Consulting	<b>0.0%</b> (n=0)	<b>3.3%</b> (n=1)	<b>0.0%</b> (n=0)
Technician	<b>0.0%</b> (n=0)	<b>3.3%</b> (n=1)	<b>0.0%</b> (n=0)
Therapy	<b>1.4%</b> (n=1)	<b>0.0%</b> (n=0)	<b>0.0%</b> (n=0)
Advocacy	<b>1.4%</b> (n=1)	<b>0.0%</b> (n=0)	<b>0.0%</b> (n=0)
Animal Care	<b>1.4%</b> (n=1)	<b>0.0%</b> (n=0)	<b>0.0%</b> (n=0)
Distribution	<b>1.4%</b> (n=1)	<b>0.0%</b> (n=0)	<b>0.0%</b> (n=0)

## Occupation

**Core 10 & Core 14:** Please enter the location of your occupation.

	<b>Undergraduate</b> <i>n=71</i>	<b>Masters</b> <i>n=28</i>	<b>Doctoral/Professional</b> <i>n=2</i>
OH	<b>94.4%</b> ( <i>n=67</i> )	<b>67.9%</b> ( <i>n=19</i> )	<b>100.0%</b> ( <i>n=2</i> )
TX	<b>0.0%</b> ( <i>n=0</i> )	<b>14.3%</b> ( <i>n=4</i> )	<b>0.0%</b> ( <i>n=0</i> )
NE	<b>1.4%</b> ( <i>n=1</i> )	<b>0.0%</b> ( <i>n=0</i> )	<b>0.0%</b> ( <i>n=0</i> )
MO	<b>0.0%</b> ( <i>n=0</i> )	<b>3.6%</b> ( <i>n=1</i> )	<b>0.0%</b> ( <i>n=0</i> )
OK	<b>0.0%</b> ( <i>n=0</i> )	<b>3.6%</b> ( <i>n=1</i> )	<b>0.0%</b> ( <i>n=0</i> )
IN	<b>1.4%</b> ( <i>n=1</i> )	<b>0.0%</b> ( <i>n=0</i> )	<b>0.0%</b> ( <i>n=0</i> )
IL	<b>0.0%</b> ( <i>n=0</i> )	<b>3.6%</b> ( <i>n=1</i> )	<b>0.0%</b> ( <i>n=0</i> )
DC	<b>1.4%</b> ( <i>n=1</i> )	<b>0.0%</b> ( <i>n=0</i> )	<b>0.0%</b> ( <i>n=0</i> )
NY	<b>0.0%</b> ( <i>n=0</i> )	<b>3.6%</b> ( <i>n=1</i> )	<b>0.0%</b> ( <i>n=0</i> )
CO	<b>1.4%</b> ( <i>n=1</i> )	<b>0.0%</b> ( <i>n=0</i> )	<b>0.0%</b> ( <i>n=0</i> )
CA	<b>0.0%</b> ( <i>n=0</i> )	<b>3.6%</b> ( <i>n=1</i> )	<b>0.0%</b> ( <i>n=0</i> )

## Occupation

**Core 15:** Which of these best describes your primary reason for being unemployed or not seeking employment?

	<b>Undergraduate</b> <i>n=20</i>	<b>Masters</b> <i>n=14</i>	<b>Doctoral/Professional</b> <i>n=0</i>
Family or personal reasons	<b>15.0%</b> ( <i>n=3</i> )	<b>14.3%</b> ( <i>n=2</i> )	<b>0.0%</b> ( <i>n=0</i> )
Unable to find employment related to career goals or area of study	<b>15.0%</b> ( <i>n=3</i> )	<b>35.7%</b> ( <i>n=5</i> )	<b>0.0%</b> ( <i>n=0</i> )
Unable to find employment where I live or want to live	<b>10.0%</b> ( <i>n=2</i> )	<b>7.1%</b> ( <i>n=1</i> )	<b>0.0%</b> ( <i>n=0</i> )
Unable to find any employment	<b>25.0%</b> ( <i>n=5</i> )	<b>14.3%</b> ( <i>n=2</i> )	<b>0.0%</b> ( <i>n=0</i> )
I'd rather not answer	<b>10.0%</b> ( <i>n=2</i> )	<b>14.3%</b> ( <i>n=2</i> )	<b>0.0%</b> ( <i>n=0</i> )
Other	<b>25.0%</b> ( <i>n=5</i> )	<b>14.3%</b> ( <i>n=2</i> )	<b>0.0%</b> ( <i>n=0</i> )

## Occupation

**Core 16:** Have you received any offers for employment that you did not accept?

	<b>Undergraduate</b> <i>n=20</i>	<b>Masters</b> <i>n=14</i>	<b>Doctoral/Professional</b> <i>n=0</i>
No	<b>85.0%</b> ( <i>n=17</i> )	<b>64.3%</b> ( <i>n=9</i> )	<b>0.0%</b> ( <i>n=0</i> )
Yes	<b>10.0%</b> ( <i>n=2</i> )	<b>14.3%</b> ( <i>n=2</i> )	<b>0.0%</b> ( <i>n=0</i> )
I'd rather not answer	<b>5.0%</b> ( <i>n=1</i> )	<b>21.4%</b> ( <i>n=3</i> )	<b>0.0%</b> ( <i>n=0</i> )

## Occupation

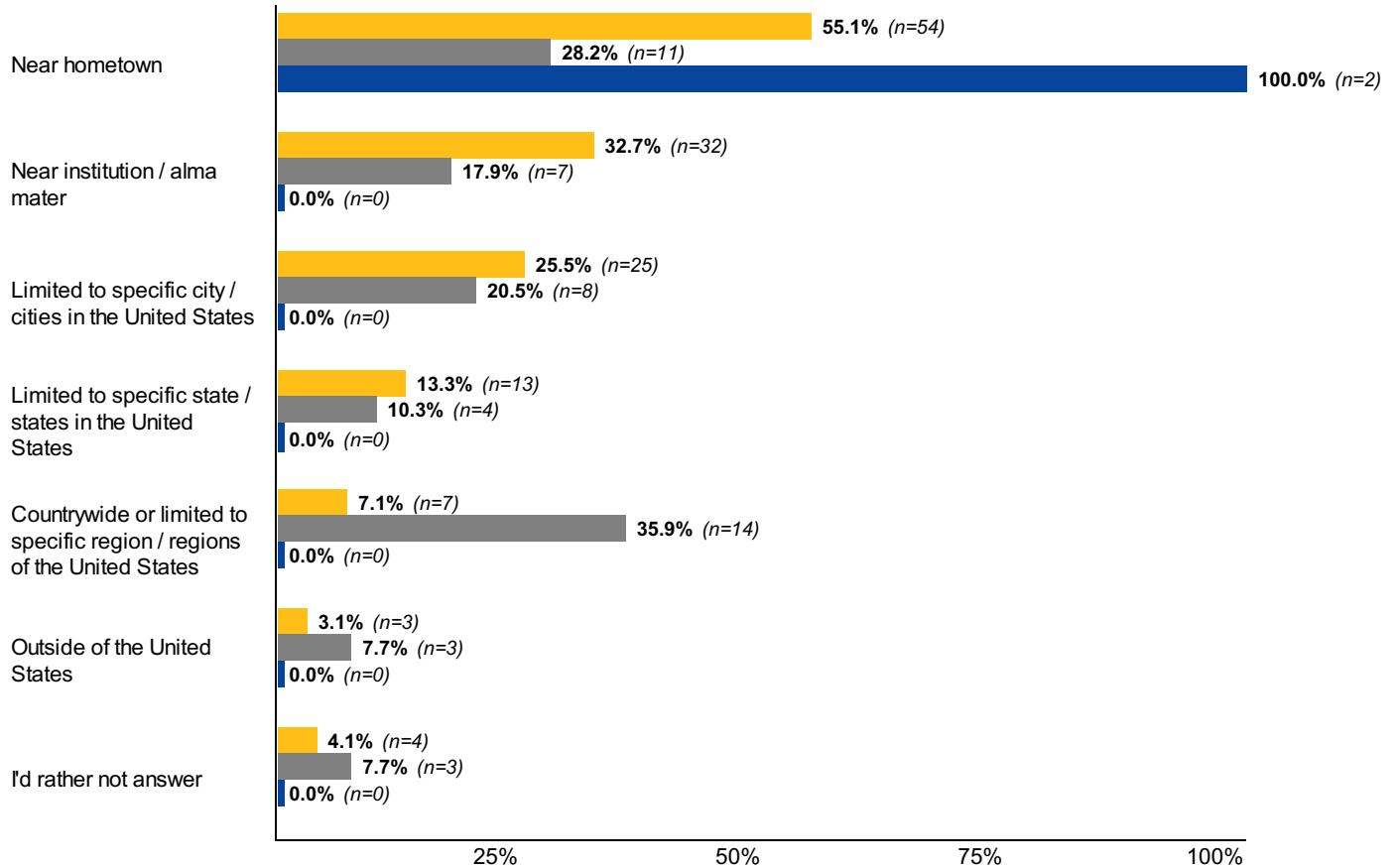
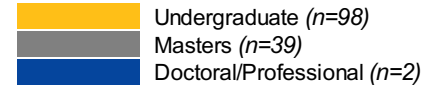
**Core 17:** Which of these best describe your reason(s) for not accepting your offer(s)? (Select all that apply)

	<b>Undergraduate</b> <i>n=2</i>	<b>Masters</b> <i>n=2</i>	<b>Doctoral/Professional</b> <i>n=0</i>
Considering other offers / opportunities	<b>50.0%</b> ( <i>n=1</i> )	<b>50.0%</b> ( <i>n=1</i> )	<b>0.0%</b> ( <i>n=0</i> )
Organization or position fit unacceptable	<b>100.0%</b> ( <i>n=2</i> )	<b>0.0%</b> ( <i>n=0</i> )	<b>0.0%</b> ( <i>n=0</i> )
Position unrelated to career goals or area of study	<b>50.0%</b> ( <i>n=1</i> )	<b>0.0%</b> ( <i>n=0</i> )	<b>0.0%</b> ( <i>n=0</i> )
Position had insufficient level of pay	<b>50.0%</b> ( <i>n=1</i> )	<b>0.0%</b> ( <i>n=0</i> )	<b>0.0%</b> ( <i>n=0</i> )
Family or personal reasons	<b>0.0%</b> ( <i>n=0</i> )	<b>50.0%</b> ( <i>n=1</i> )	<b>0.0%</b> ( <i>n=0</i> )



## Occupation

**Core 18:** Where geographically did you look when searching for your post-graduation occupation? (Select all that apply)



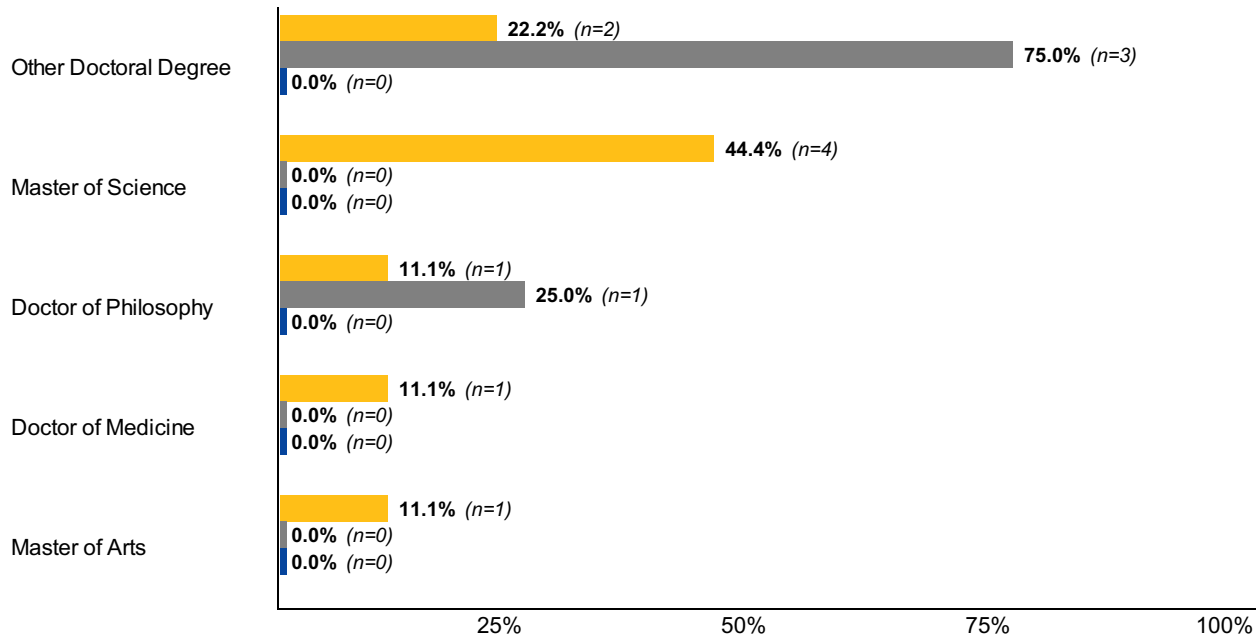
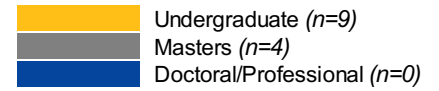
## Additional Education Enrollment

**Core 20:** Please answer each of the items below concerning the additional education you are pursuing.

	<b>Undergraduate</b> <i>n=10</i>	<b>Masters</b> <i>n=4</i>	<b>Doctoral/Professional</b> <i>n=0</i>
Health professions and related programs	<b>20.0%</b> ( <i>n=2</i> )	<b>50.0%</b> ( <i>n=2</i> )	<b>0.0%</b> ( <i>n=0</i> )
Psychology	<b>30.0%</b> ( <i>n=3</i> )	<b>25.0%</b> ( <i>n=1</i> )	<b>0.0%</b> ( <i>n=0</i> )
Engineering	<b>20.0%</b> ( <i>n=2</i> )	<b>0.0%</b> ( <i>n=0</i> )	<b>0.0%</b> ( <i>n=0</i> )
Biological and biomedical sciences	<b>10.0%</b> ( <i>n=1</i> )	<b>0.0%</b> ( <i>n=0</i> )	<b>0.0%</b> ( <i>n=0</i> )
Physical sciences	<b>0.0%</b> ( <i>n=0</i> )	<b>25.0%</b> ( <i>n=1</i> )	<b>0.0%</b> ( <i>n=0</i> )
Business, management, marketing, and related support services	<b>10.0%</b> ( <i>n=1</i> )	<b>0.0%</b> ( <i>n=0</i> )	<b>0.0%</b> ( <i>n=0</i> )
Other	<b>10.0%</b> ( <i>n=1</i> )	<b>0.0%</b> ( <i>n=0</i> )	<b>0.0%</b> ( <i>n=0</i> )

## Additional Education Enrollment

**Core 21:** What additional degree are you seeking post-graduation?



## Military Service

**Core 24:** In which branch of the military are you serving?

	<b>Undergraduate</b> <i>n=2</i>	<b>Masters</b> <i>n=0</i>	<b>Doctoral/Professional</b> <i>n=0</i>
Air Force	<b>100.0%</b> ( <i>n=2</i> )	<b>0.0%</b> ( <i>n=0</i> )	<b>0.0%</b> ( <i>n=0</i> )
Army	<b>0.0%</b> ( <i>n=0</i> )	<b>0.0%</b> ( <i>n=0</i> )	<b>0.0%</b> ( <i>n=0</i> )
Coast Guard	<b>0.0%</b> ( <i>n=0</i> )	<b>0.0%</b> ( <i>n=0</i> )	<b>0.0%</b> ( <i>n=0</i> )
Marines	<b>0.0%</b> ( <i>n=0</i> )	<b>0.0%</b> ( <i>n=0</i> )	<b>0.0%</b> ( <i>n=0</i> )
Navy	<b>0.0%</b> ( <i>n=0</i> )	<b>0.0%</b> ( <i>n=0</i> )	<b>0.0%</b> ( <i>n=0</i> )
I'd rather not answer	<b>0.0%</b> ( <i>n=0</i> )	<b>0.0%</b> ( <i>n=0</i> )	<b>0.0%</b> ( <i>n=0</i> )

## Engagement

**Engagement 47:** Please indicate the primary job search activity that led to the job you accepted or hold. (Select one)

