

# Fiscal Year 2024 Budget



# Highlights on Expenditures & Investments

## **Continued Focus on Fiscal Discipline**

- Efficiencies in Operations
- Critical Reviews of vacancies & hiring

## **Continued Investments in Enrollment Management**

- Marketing/Brand Awareness
- Slate / Carnegie
- Retention Initiatives
- New Academic Programming

# Highlights on Expenditures & Investments

Continued Focus on WPAFB, Student Service, and Campus Improvements



# Highlights on Expenditures & Investments

## Continued Building Community Relationships

### DAYTON BUSINESS JOURNAL

A Dayton-area university and company are working together to provide new opportunities in higher business education. Their goal is to provide stepping stones for the region's next wave of entrepreneurs and business professionals.



Wright State received a \$3.6 million gift from Reynolds and Reynolds to create an Entrepreneurship Bootcamp for Veterans and new scholarships for business students.

### 125 YEARS Dayton Daily News

Life | Food | Sports | Obituaries | Classifieds | Legal Notices

### UD, WSU, Sinclair join network to train semiconductor workers as Intel looms



Credit: Paul Vernon

# University Profile



## Dayton Campus

Students:	9,606
Employees:	1,393
Acreage:	634
Sq. Footage:	3,305,114

## Lake Campus

Students:	1,192
Employees:	58
Acreage:	103
Sq. Footage:	151,590



# University Profile

DAYTON  
BUSINESS JOURNAL

**Dayton university adds over \$2B  
to the regional economy annually,  
new study finds**

\$2.3 Billion added to region economy annually  
28,000 jobs supported  
1 out of every 42 jobs in SW Ohio  
53% increase over last 5 years  
1.9% of gross regional product  
90% graduates staying in OH  
67,000 alumni in region

## The Economic Value of Wright State University



**\$2.3 Billion**

added to region economy annually

**28,000**

jobs supported

**90%**

graduates staying in OH

*Source: Lightcast The Economic Value of Wright State University & Dayton Business Journal*

**WRIGHT STATE UNIVERSITY**

# Top Majors

## Undergraduate

<u>2012</u>		<u>2022</u>
1	Nursing	1
3	Psychology	2
7	Elementary Education P-5	3
4	Mechanical Engineering	4
9	Computer Science	5

## Graduate

<u>2012</u>		<u>2022</u>
2	Medicine	1
27	Computer Science	2
1	Business	3
21	Clinical Psychology	4
5	Pharmacology & Toxicology	5

# Enrollment Overview

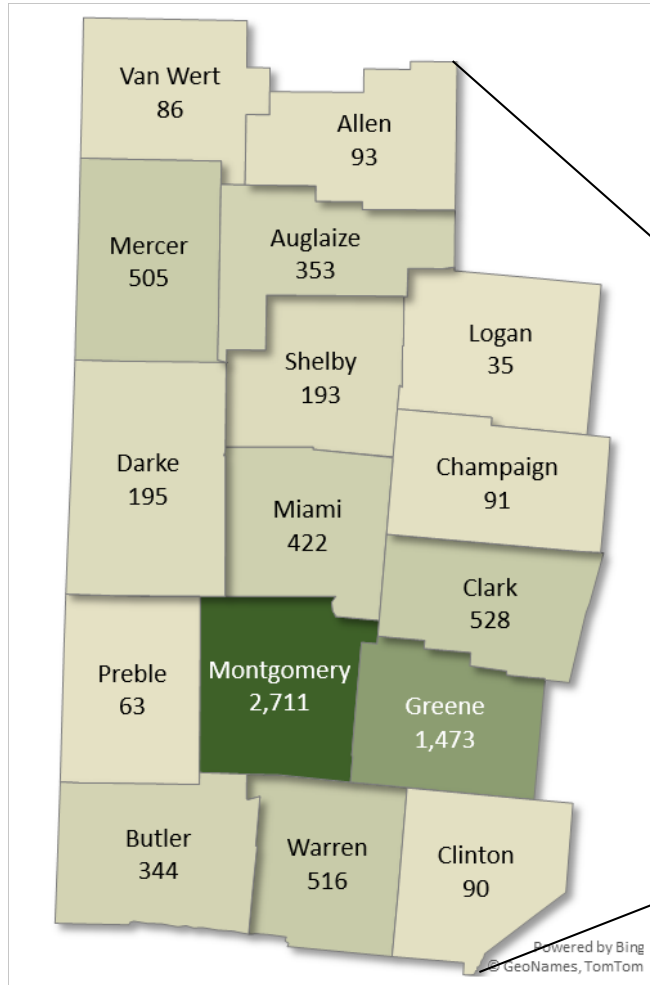




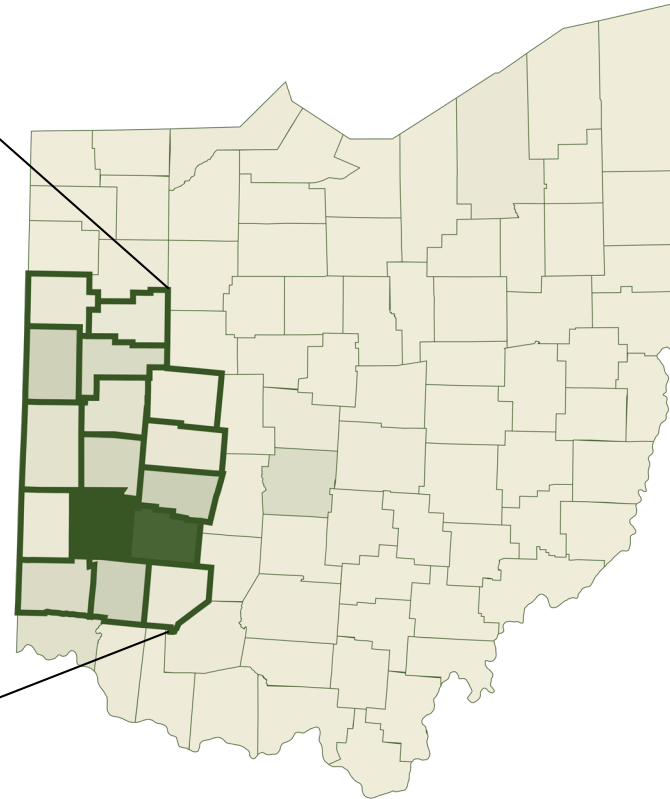
# University Enrollment: Fall 2022

<b>College/Category</b>	<b>Headcount</b>
Health, Education, and Human Services	2,199
Engineering and Computer Science	2,004
Raj Soin College of Business	1,388
Liberal Arts	1,382
Science and Mathematics	1,224
High School - College Credit Plus	789
Lake Campus	770
Boonshoft School of Medicine	733
Undecided	154
Undergraduate Non-Degree	124
Graduate Non-Degree	31
	<hr/>
	<b>10,798</b>

# Students from Raider Country

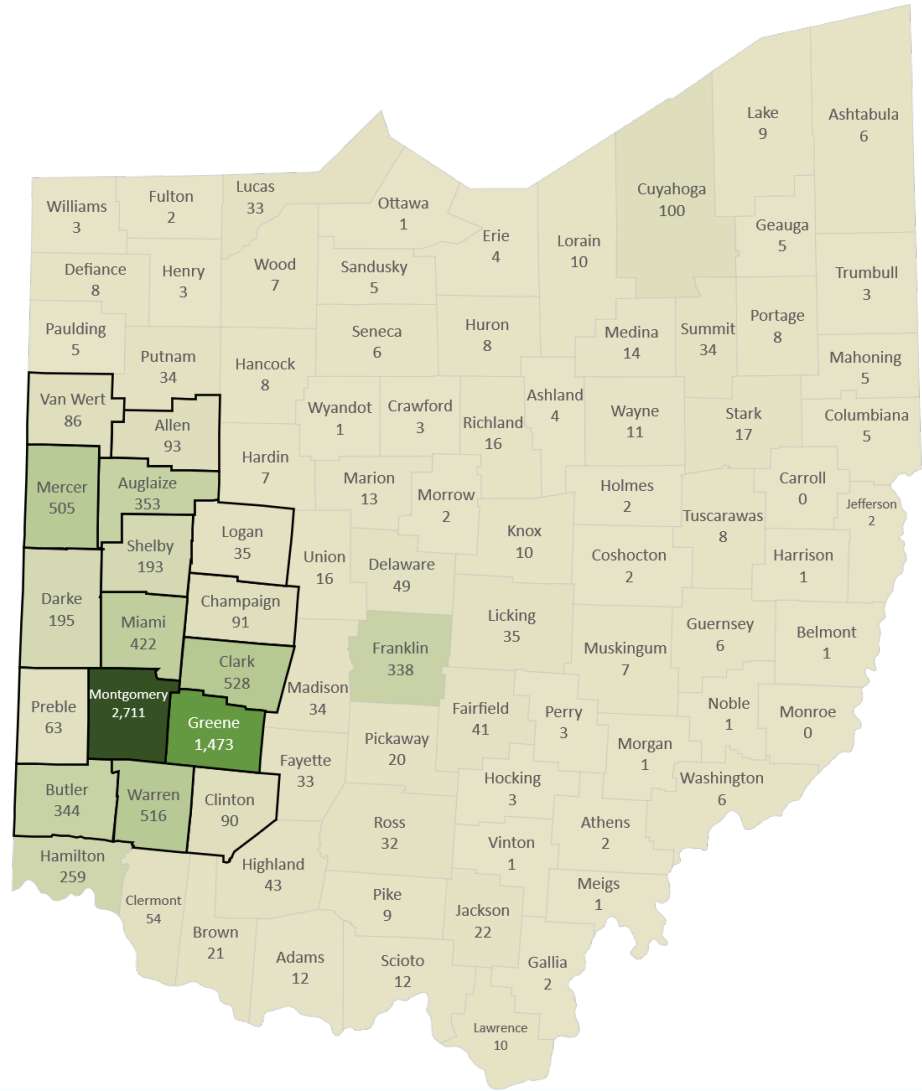


**Fall 2022:**  
**71% Raider Country**



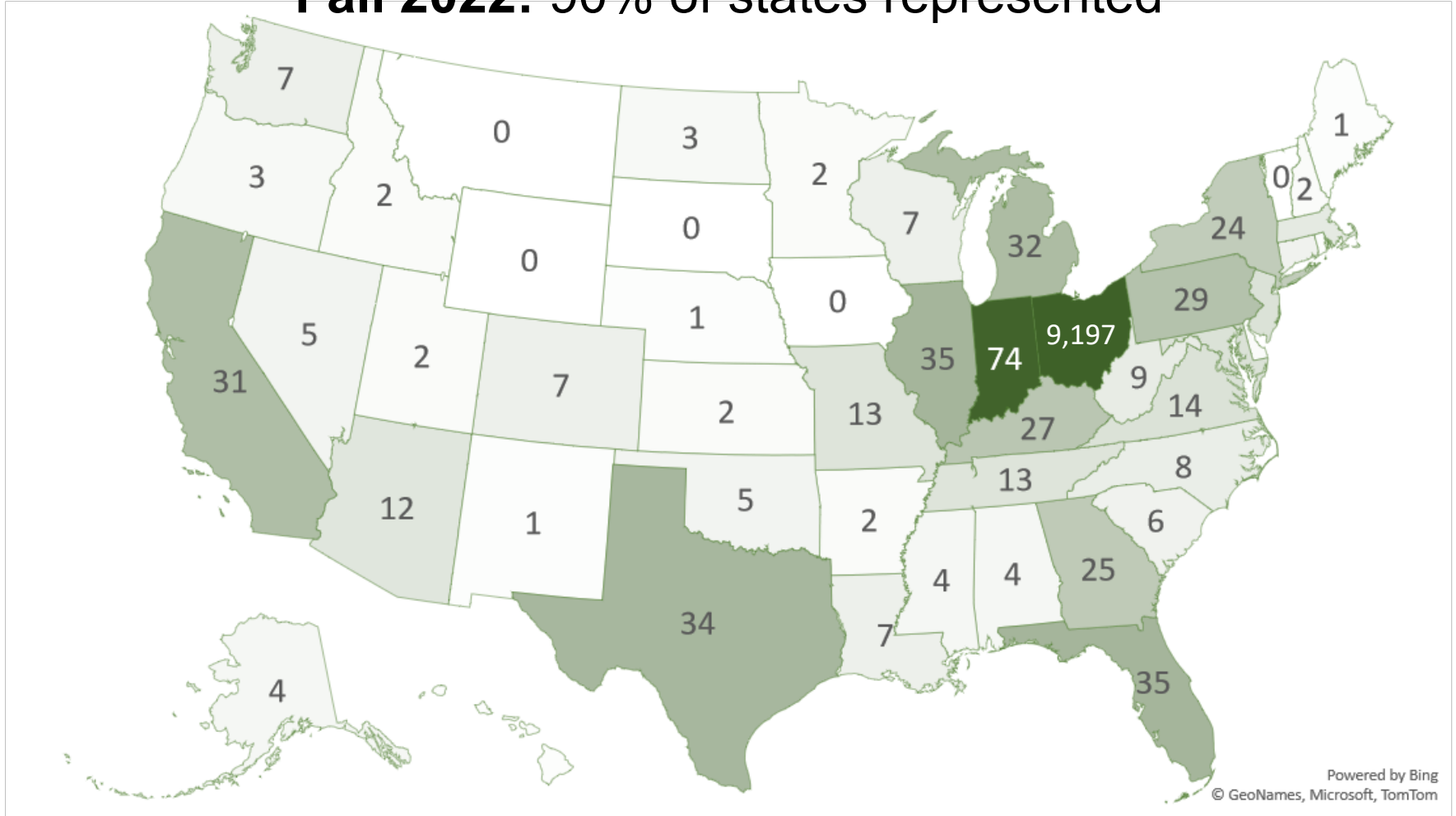
# Students from Throughout the State

**Fall 2022:**  
86 of 88 Ohio Counties  
Represented



# Students from Across the Country

**Fall 2022: 90% of states represented**



# Students from Around the World



**Fall 2022 Enrollment**  
**1,043 International Students**

India (777)

Saudi Arabia (44)

Bangladesh (24)

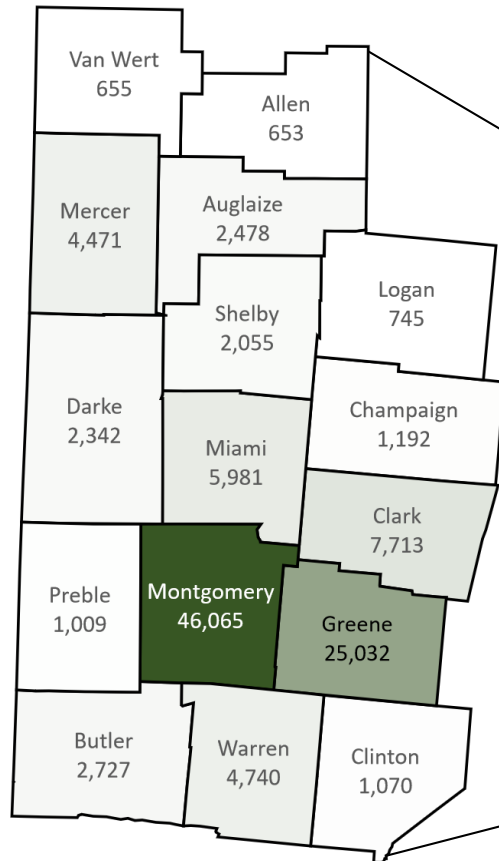
Nepal (21)

Nigeria (19)

# Degree Attainment

- **Total Degrees Awarded: 139,650**
- **Raider Country: 108,928**
- **Other Ohio: 15,089**
- **Outside Ohio: 15,633**

# Degrees Awarded: Ohio

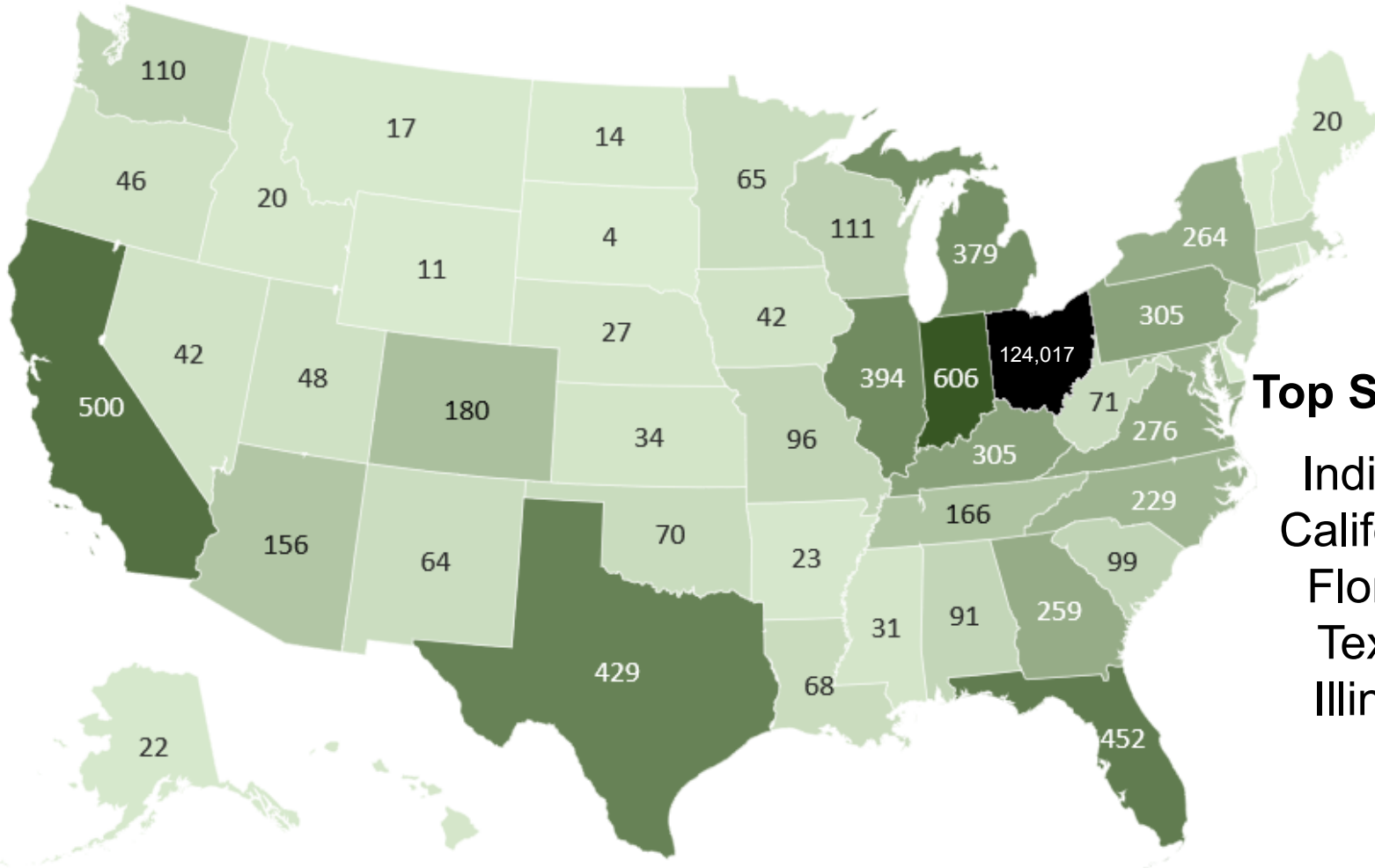


Powered by Bing  
© GeoNames, TomTom

***Raider Country  
has been the  
recipient of  
78%  
of all degrees  
awarded.***

Powered by Bing  
© GeoNames, TomTom

# Degrees Awarded: Nationally



## Top States:

- Indiana
- California
- Florida
- Texas
- Illinois

Powered by Bing  
© GeoNames, Microsoft, TomTom



# Wright State Brand Pillars

- Affordability
- Accessibility
- Transformative
- Student-Centered
- Innovation
- Perseverance

DEPARTMENTS & PROGRAMS  
Accountancy/Economics/Entrepreneurship/  
Finance/Financial Services/General Business/Human  
Resources/Information Systems/International  
Business/Management/Marketing/Supply Chain

WRIGHT STATE UNIVERSITY

RAJ GOIN COLLEGE OF BUSINESS

COME AS YOU ARE.

WRIGHT GUARANTEE TUITION PROGRAM  
Tuition, housing, and dining costs stay the same over your four-year college career.

Ranked most affordable and entrepreneurial college

# Continued Leader in Affordability

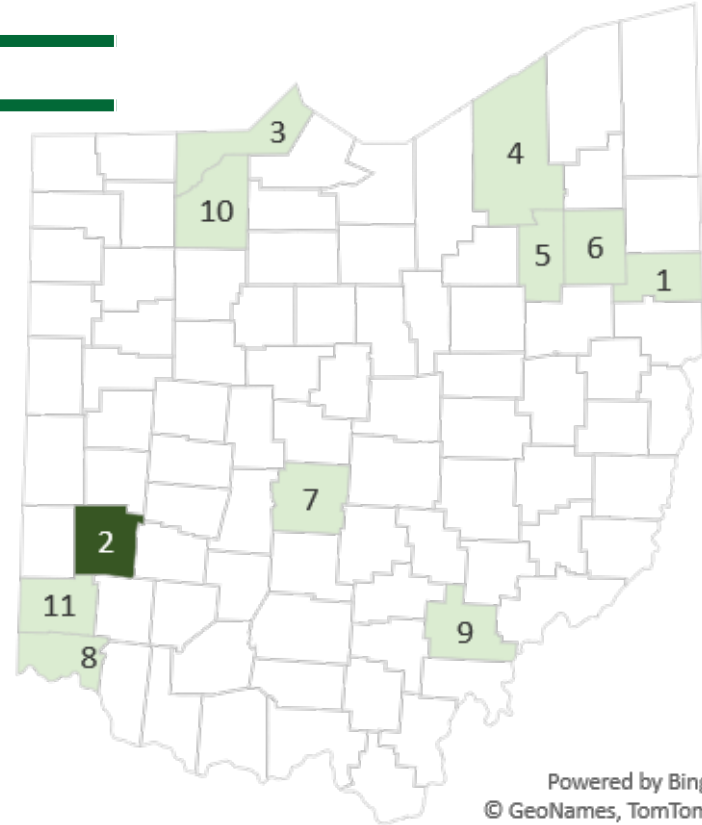
## Rank Public University

- 1 Youngstown State University
- 2 Wright State University
- 3 University of Toledo
- 4 Cleveland State University
- 5 University of Akron
- 6 Kent State University
- 7 Ohio State University
- 8 University of Cincinnati
- 9 Ohio University
- 10 Bowling Green State University
- 11 Miami University

Central State University\*

Shawnee State University\*

\* Receive additional state supplement to maintain low tuition.



Powered by Bing  
© GeoNames, TomTom

Source: ODHE Annual Survey of Student Charges, Fall 2022

# A Leader in Economic Mobility



REPORT Published January 27, 2022 - 9 minute read

## Out With the Old, In With the New: Rating Higher Ed by Economic Mobility

### Rank   Public University


1. Cleveland State University
- 2. Wright State University**
3. University of Toledo
4. Ohio State University
5. Youngstown State University
6. University of Cincinnati
7. Kent State University
8. Bowling Green State University
9. Miami University
10. Ohio University
11. Shawnee State University
12. University of Akron



**ECONOMIC MOBILITY INDEX  
AMONG OHIO PUBLIC UNIVERSITIES**

*Third Way, 2022*

# Global Recognition



Source: Center for World University Rankings

# National Recognition

**NATIONALLY RANKED.  
AGAIN.**



Nursing • Business • Public Schools • Social  
Mobility • Engineering • National Universities  
Computer Science • Social Mobility • Business

**WRIGHT STATE UNIVERSITY**

*Source: Center for World University Rankings*

**WRIGHT STATE UNIVERSITY**

# Exceeding Standards for Our Military



Sources: [militaryfriendly.com](https://militaryfriendly.com), U.S. News & World Report, Military Times

militaryfriendly.com, 2022

# Enrollment Forecast



# Demographic Cliff

**WICHE KNOCKING AT THE COLLEGE DOOR**

HOME | 10TH EDITION | PROFILES | DATA | SPECIAL ANALYSES | RESOURCES

## KNOCKING AT THE COLLEGE DOOR

PROJECTIONS OF U.S. HIGH SCHOOL GRADUATES

[LEARN MORE](#)

Friday June 2, 2023

**New medical facility**  
Developers open \$1.2M Premier Health medical building on Brown Street. **D1**

**Staying with Flyers**  
DaRon Holmes' dad: Dayton is 'best place' for UD star to continue his development. **D1**

**Sunshine & hot today**  
TODAY: 92/66 SAT: 93/62 SUN: 85/57 FORECAST: **D8**

TRUSTED FOR 125 YEARS **Dayton Daily News**  
Complete. In-Depth. Dependable. [DaytonDailyNews.com](http://DaytonDailyNews.com) | \$2.00

DAYTON DAILY NEWS IN-DEPTH

## Local cities' residents are aging

Census data shows Centerville has Ohio's oldest population; Springboro's median age is soaring.

**By Cornelius Frolik**  
Staff Writer

Among Ohio's largest graying cities, Centerville has the oldest population in the state and Springboro has one of the fastest-growing senior populations, according to a Dayton Daily News analysis of newly released Decennial

Census data. All of Ohio's 100 largest cities have seen their senior populations increase — some far more than others. The median age in cities across the region and state are on the rise, and local municipalities say they are taking steps to make sure that their residents can age in

place and remain in their communities. "An older population means our residents have a richness of life experience and they truly care about the community where they have chosen to make a home for decades," said Kate Bostdorff, Centerville's communications director. "We have so many dedicated residents who have devoted their time to volunteering and making our pocket of the Miami Valley an even better place to live."

About 30% of Centerville residents are 65 and older, and the city's median age increased to 48.8 in 2020, according to a Dayton Daily News analysis of recently released data from the 2020 Decennial Census. For this story, the Dayton Daily News analyzed new demographic data from the Decennial Census for Ohio's 100 largest cities, which range in size from Colum-

**Age continued on A8**

**MORE DETAILS**

**TOP 5 OLDEST AREA CITIES BY MEDIAN AGE**

Centerville:	48.8 years
Beaver Creek:	40.6 years
Dayton:	34.9 years
Fairborn:	39.4 years
Huber Heights:	38.2 years

SOURCE: 2020 DECENNIAL CENSUS

Violeta Encarnacion for Vox

**THE HIGHLIGHT**

## The incredible shrinking future of college

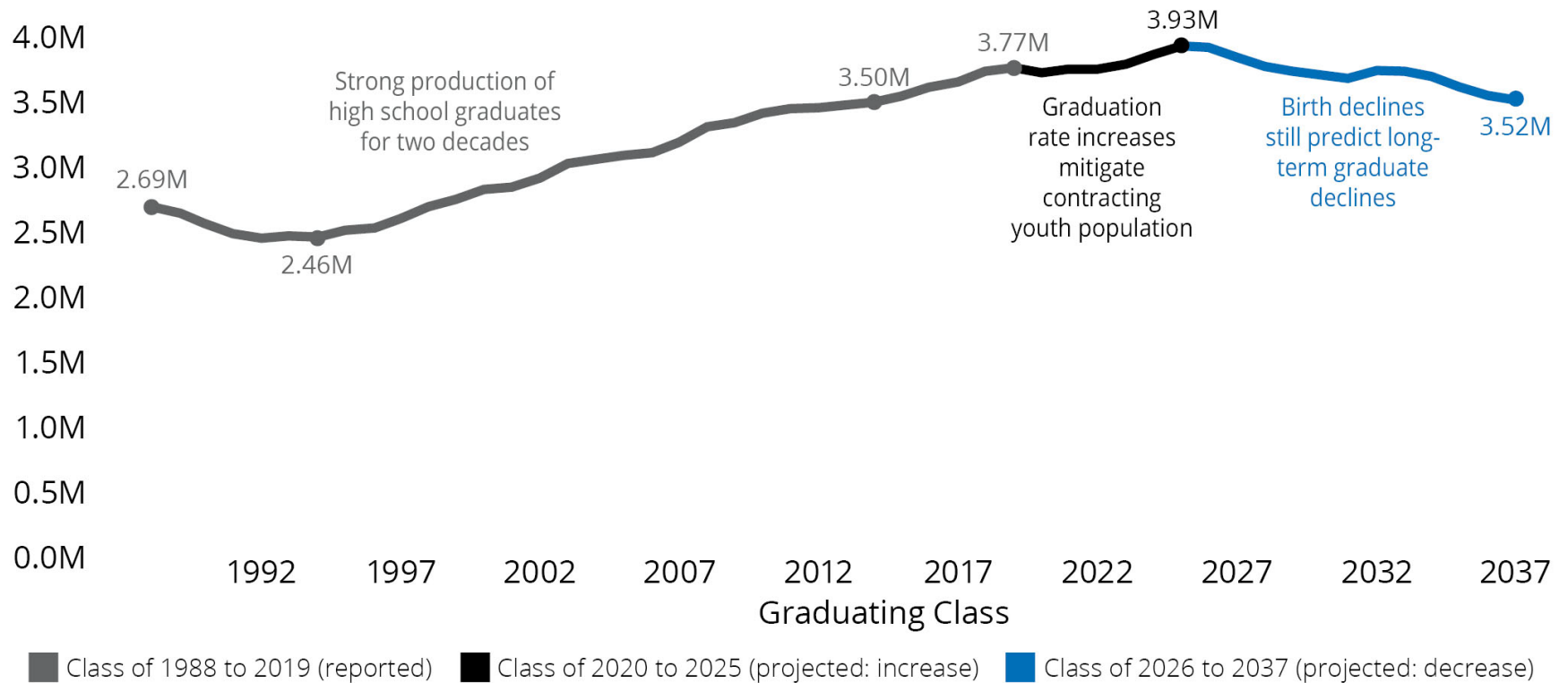
The population of college-age Americans is about to crash. It will change higher education forever.

By Kevin Carey | Updated Nov 21, 2022, 7:03am EST

Sources: Dayton Daily News, WICHE Knocking at the College Door 10<sup>th</sup> edition



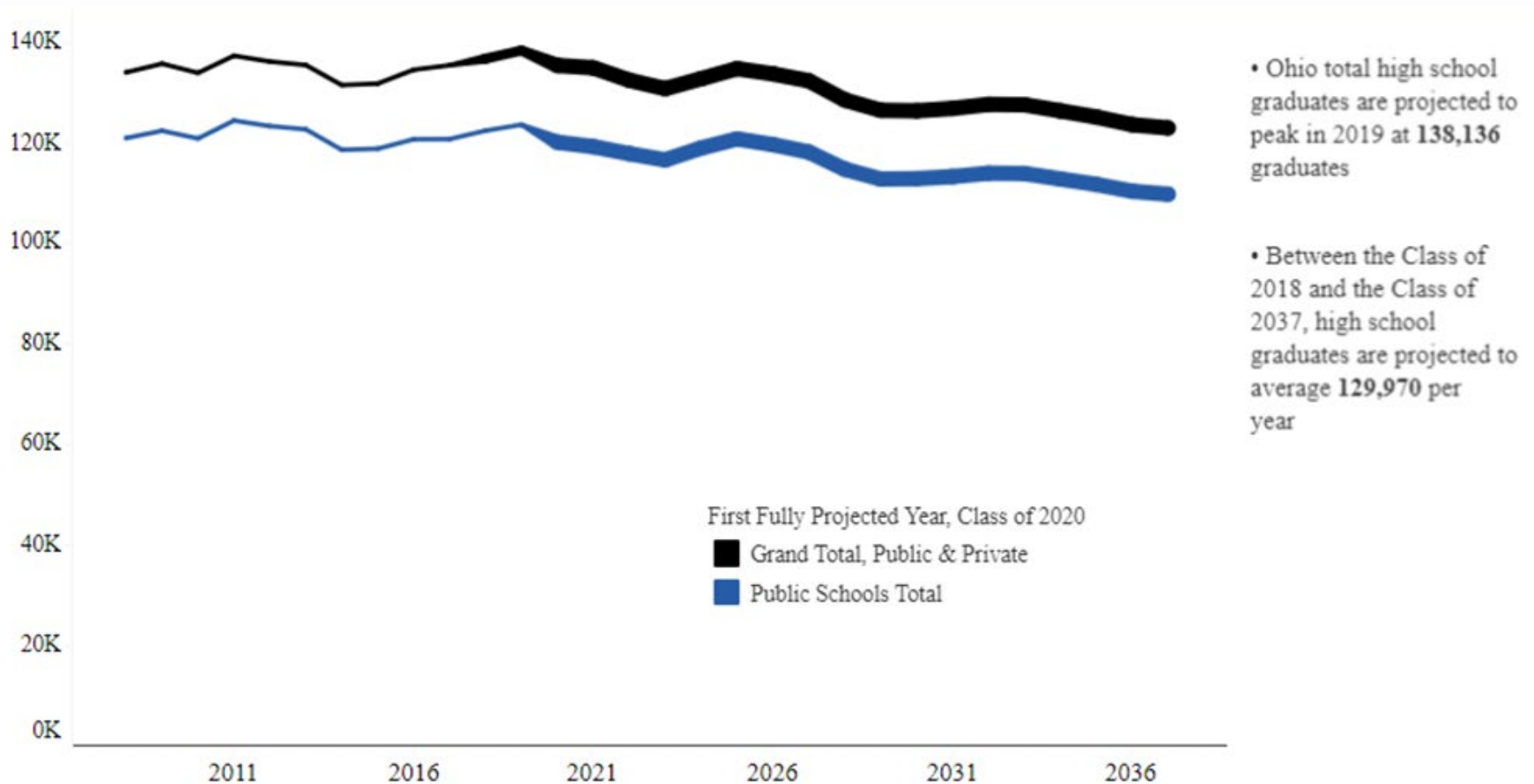
# National High School Graduate Trends



Source: Western Interstate Commission for Higher Education, *Knocking at the College Door*, 10th edition, 2020

# Ohio High School Graduate Trends

Total & Public High School Graduates, Class of 2008 to 2037



Source: Western Interstate Commission for Higher Education, *Knocking at the College Door*, 10th edition, 2020

# Enrollment Update



## Key Indicators

Applications	Admits
Statements of Intent	Registrations for Orientation
Returning Student Registrations	I-20 Issuances

# Fall 2023 Enrollment Indicators

## *Statement of Intent: First-Time, Domestic*

Statement of Intent: June 13			
	Fall 2022	Fall 2022 Final	Fall 2023
Dayton Campus	1119	1204	1423
Lake Campus	210	231	203
<b>Total</b>	<b>1329</b>	<b>1435</b>	<b>1626</b>

**Note:** Includes new First-Time students for both Dayton and Lake campuses as of June 13 prior to the term indicated. *Office of Undergraduate Admissions.*

# Fall 2023 Enrollment Indicators

## *Transfer Enrollments*

Transfer		
	Fall 2022	Fall 2023
<b>Admits</b>	776	759
<b>Enrolls</b>	261	288

**Note:** Includes new First-Time students for both Dayton and Lake campuses as of 11 Weeks prior to the term indicated. *Institutional Research and Effectiveness*

# Fall 2023 Enrollment Indicators

## *I-20s Issued*

I-20s Issued: June 13		
	Fall 2022	Fall 2023
Undergraduate	513	1,107
Graduate	1,510	1,249
Total	2,023	2,356

**Note:** Includes the number of immigration documents issued for international admits for the Dayton campus as of 06.13.23; Final Fall 2022 numbers include the number of I-20s issued as of 08.05.22.

*University Center for International Education*

# Fall 2023 Enrollment Indicators

## *Housing Applications*

Residence Hall Applications			
Fall 2020	Fall 2021	Fall 2022	Fall 2023
545	453	575	724

**Note:** Includes Residence Hall applications for the fall term indicated for the Dayton campus as of June 12. *Crawford Hoying*

# Fall 2023 Enrollment Indicators

## *Orientation Registrations: Domestic Students*

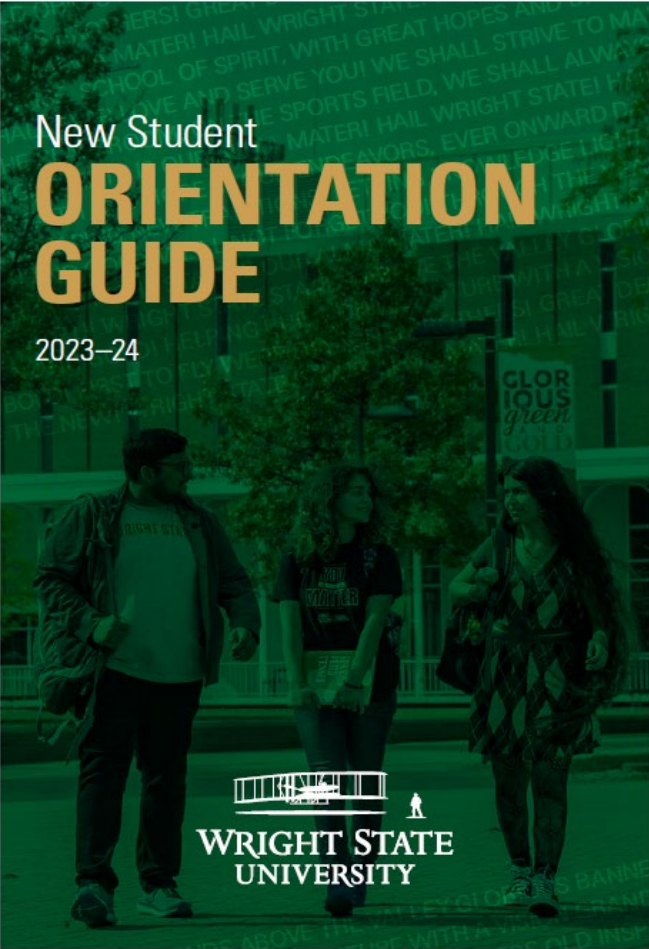
Registrations Jun 6		
	Fall 2022	Fall 2023
Dayton Campus	1,030	1,075

**Note:** Includes registrations for Dayton campus as of 12 weeks prior to the term indicated.  
Final Fall 22 numbers are as of 09.06.22 *Institutional Research and Effectiveness*



# Fall 2023 Enrollment Indicators

## Looking Ahead



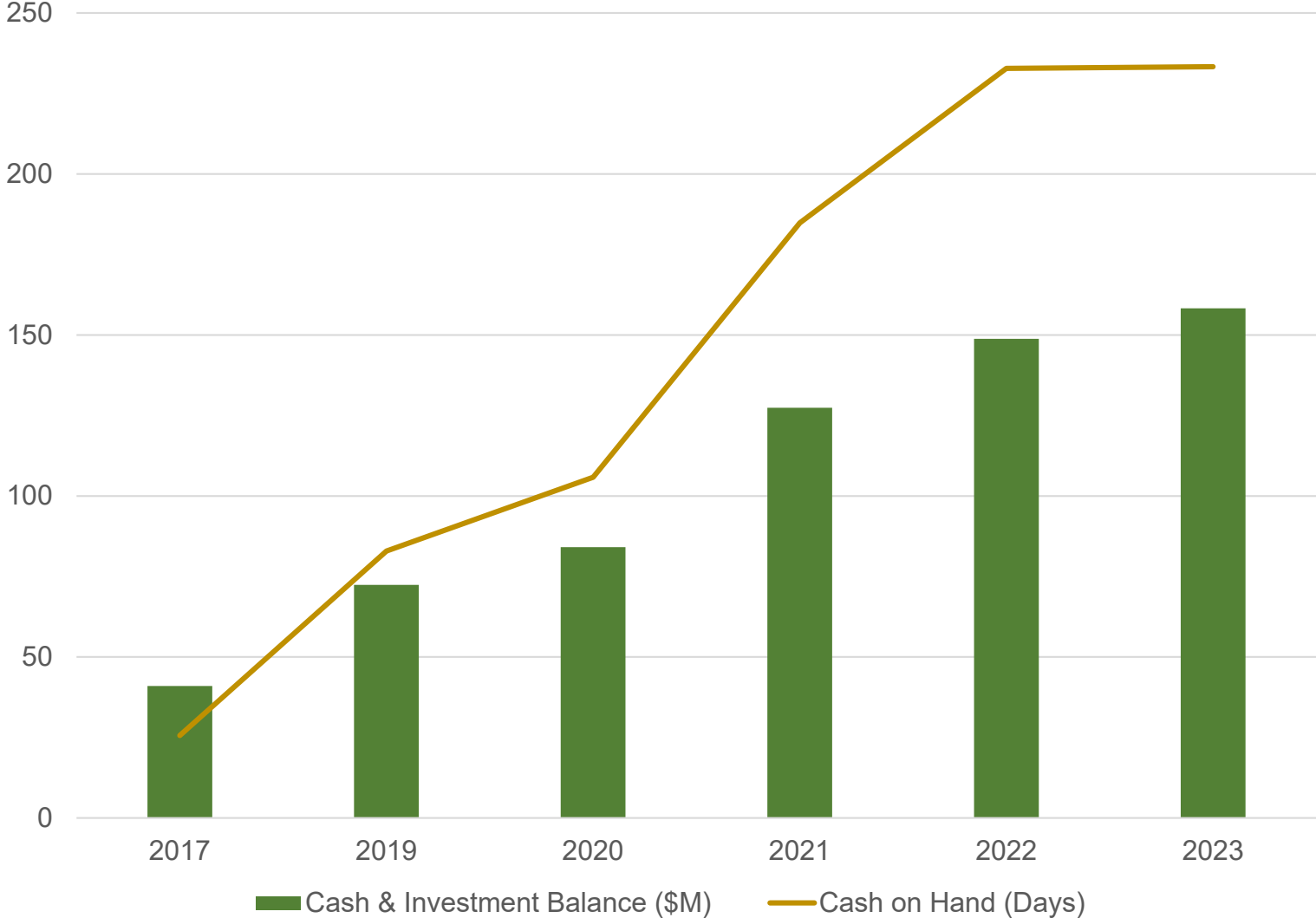
# Financial Profile



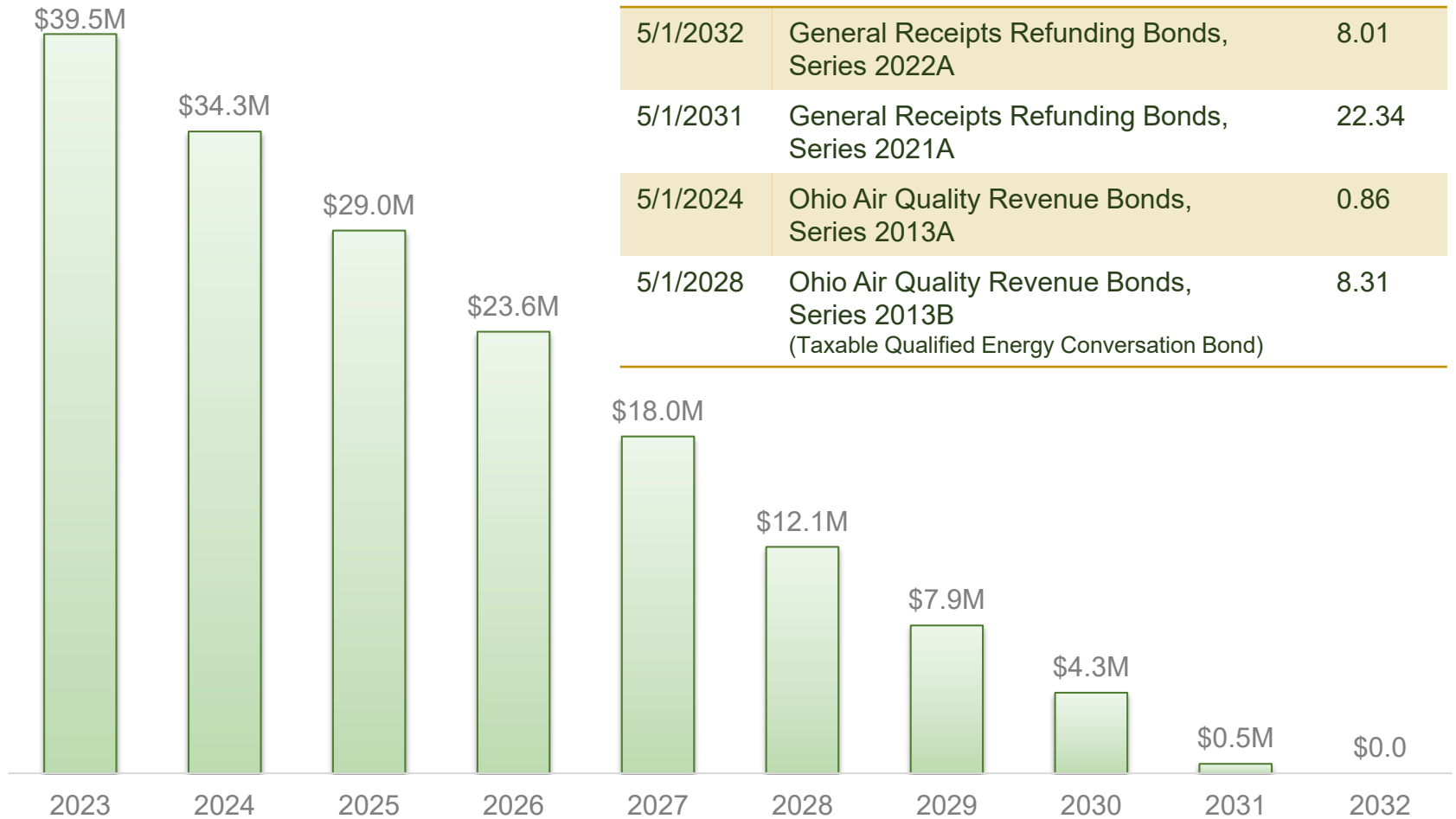
# Statement of Net Position

	2022		2022
Current Assets	102,867,667	Current Liabilities	60,571,919
Non Current Assets	408,998,556	Non Current Liabilities	62,752,880
<b>Total Assets</b>	<b>511,866,223</b>	<b>Total Liabilities</b>	<b>123,324,799</b>
Deferred Outflows of Resources	-	Deferred Inflows of Resources	1,808,869
		Net Investment in capital assets	264,626,574
		Restricted - Expendable	4,180,629
		Unrestricted	117,925,352
		<b>Net Position</b>	<b>386,732,555</b>
<b>Total Assets and Deferred Outflows of Resources</b>	<b>511,866,223</b>	<b>Total Liabilities and Deferred Inflows of Resources</b>	<b>511,866,223</b>

# Days Cash on Hand



# Outstanding Debt Obligations Continue to Decline



# Financial Benchmarks



Local Business Investigations Opinion Life Food Sports Obituaries Classifieds Legal Notices

## Wright State bond rating upgraded; Moody's calls WSU outlook 'positive'

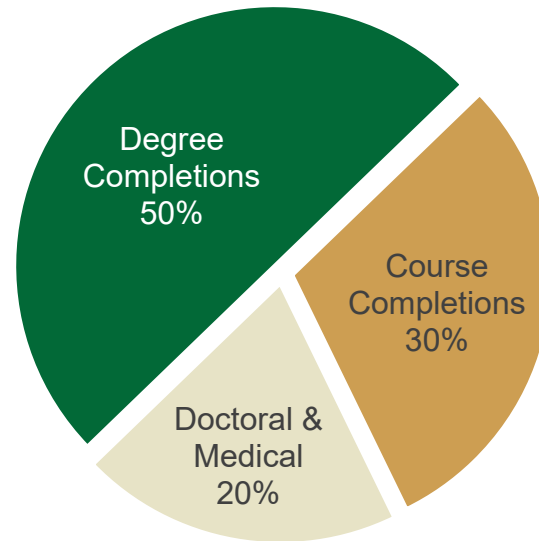
*"rating agency  
applauds  
'budgetary discipline'"*

**Moody's Rating  
A3 Positive**

**Composite Financial Index  
3.65**

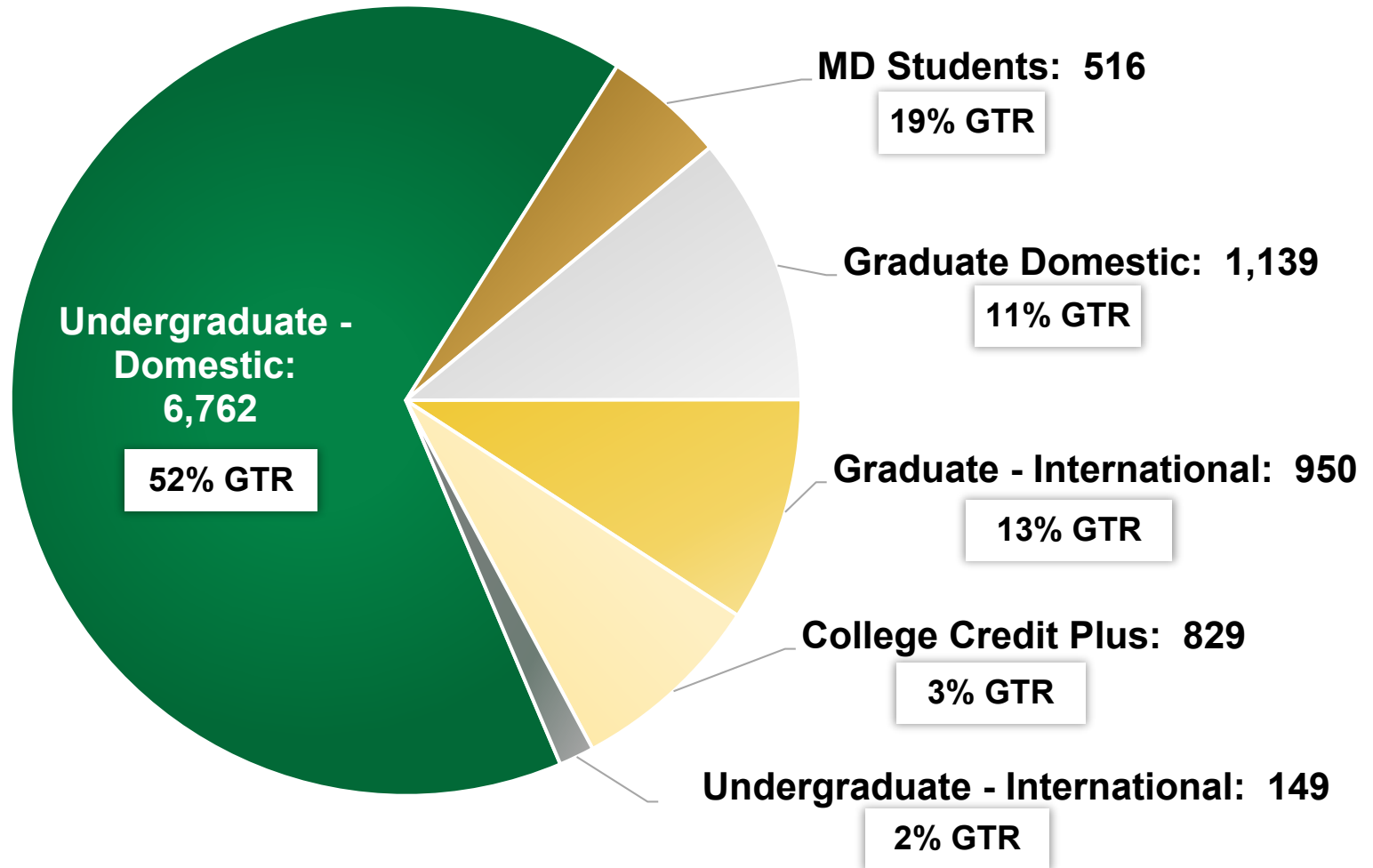
**Senate Bill 6 Ratio  
4.0**

# Tuition & State Share of Instruction (SSI)




WSU Allocation	FY 2022	FY 2023	FY 2024
Degree Completions	\$41,972,985	\$38,746,192	\$37,161,839
Course Completions	\$23,964,371	\$21,044,273	\$22,297,103
Doctoral & Medical	\$17,272,451	\$17,197,554	\$14,864,736
	\$83,209,807	\$76,988,019	\$74,323,678

# FORECASTED Fall 2023 Enrollment & Gross Tuition





# Budget



# Fiscal Year 2024 Unrestricted Funds Budget

## Revenues:

Tuition & Fees	\$	133,531,559
State Appropriations		74,323,678
Facilities and Administration		5,330,115
Sales & Service		8,961,930
Interest Income		0
Gifts & Contributions & Other Revenues		3,680,698
<b>Total Revenues</b>	<b>\$</b>	<b>225,827,980</b>

## Expenses:

Compensation	\$	157,949,000
Contracted Labor/Professional Services		10,066,762
Supplies		4,365,373
Travel		2,753,183
Information & Communications		6,867,989
Maintenance & Repairs & Utilities		15,820,442
Scholarships & Fellowships		24,529,189
Debt		6,823,728
Other Expenses		8,371,471
<b>Operating Expenses</b>	<b>\$</b>	<b>237,547,137</b>

Reserves (11,719,157)

**Total Expenses** **\$** **225,827,980**

**Net** **\$** **-**

# FY2024 Proposed Current Funds Budget

	<u>General Operating Funds</u>	<u>Auxilliary Funds</u>	<u>Restricted Funds</u>	<u>Total</u>
<b>Revenues:</b>				
Tuition and Fees	\$133,531,559			\$133,531,559
State Appropriations	74,323,678		4,387,992	78,711,670
Grants and Contracts			71,982,490	71,982,490
Other Revenues	9,585,234	8,387,509	5,502,451	23,475,194
<b>Total Revenues</b>	<b>\$ 217,440,471</b>	<b>\$ 8,387,509</b>	<b>\$ 81,872,933</b>	<b>\$ 307,700,913</b>
<b>Expenses:</b>				
Compensation	\$150,901,315	\$7,047,685	\$36,842,820	\$194,791,820
Operating Expenses	72,665,022	6,933,115	45,030,113	124,628,250
University Support	5,593,291	(5,593,291)		0
<b>Subtotal Expenses</b>	<b>\$ 229,159,628</b>	<b>\$ 8,387,509</b>	<b>\$ 81,872,933</b>	<b>\$ 319,420,070</b>
Reserves	(11,719,157)			(11,719,157)
<b>Total Expenses</b>	<b>\$ 217,440,471</b>	<b>\$ 8,387,509</b>	<b>\$ 81,872,933</b>	<b>\$ 307,700,913</b>
<b>Net</b>	<b>\$ -</b>	<b>\$ -</b>	<b>\$ -</b>	<b>\$ -</b>

*Auxiliary Funds: Athletics, Bookstore, Hospitality, Nutter Center, Parking, Housing*

*Restricted Funds: Grants, Contracts, Foundation*



**Three goals. One team.  
Focused on Student Success**



**BOARD OF TRUSTEES**



**WRIGHT STATE  
UNIVERSITY**