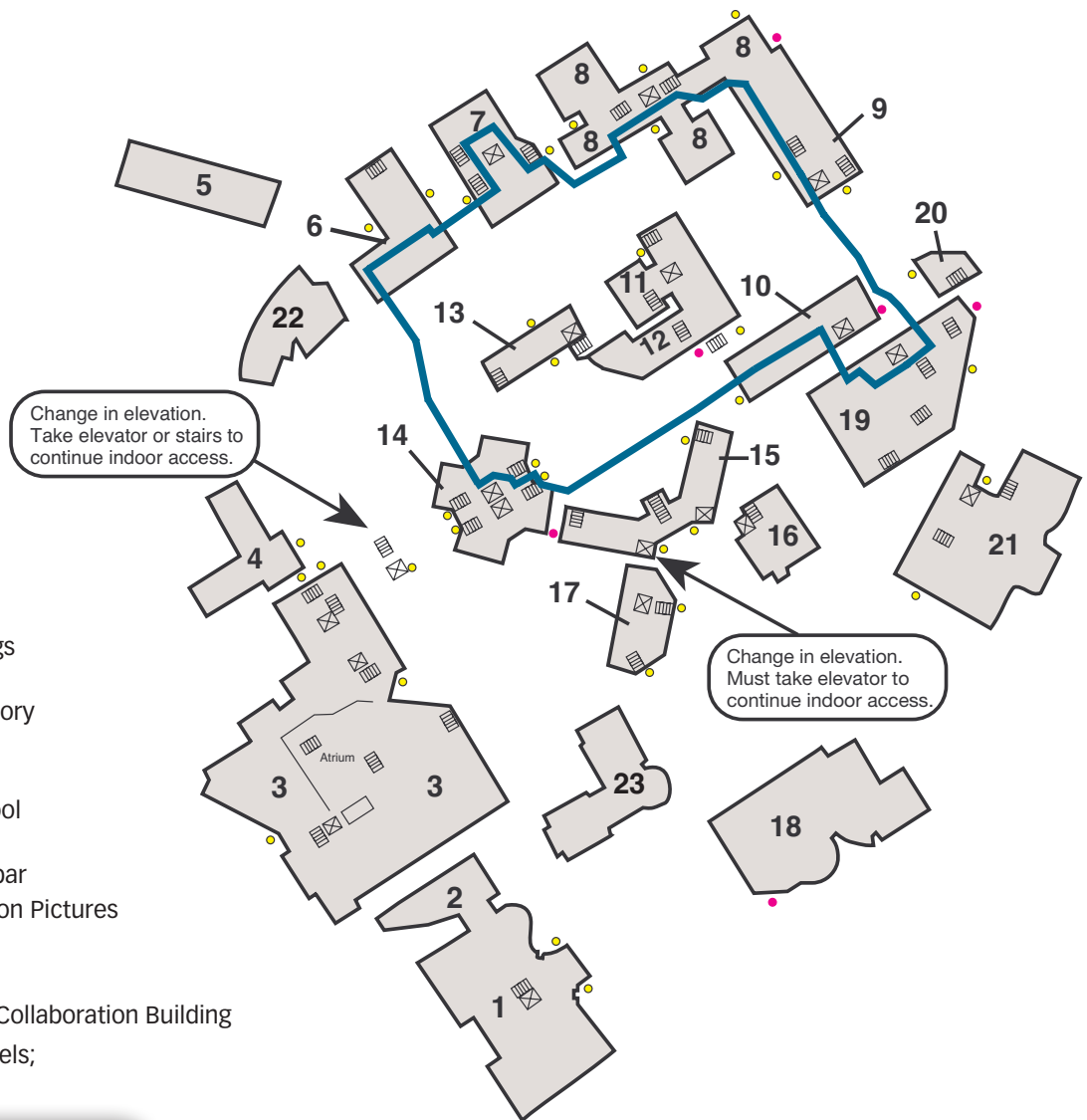


Wright State University Campus Map with Tunnel System Fitness Walking Routes

Campus Buildings

- 1 Fritz and Dolores Russ Engineering Center
- 2 Krishan and Vicky Joshi Research Center
- 3 Student Union
- 4 Hamilton Hall*
- 5 Community Center*
- 6 University Hall
- 7 Rike Hall
- 8 Allyn Hall
- 9 Millett Hall
- 10 Fawcett Hall
- 11 Oelman Hall
- 12 Brehm Laboratory
- 13 Mathematical and Microbiological Sciences
- 14 Medical Sciences Building
- 15 Biological Sciences Buildings (Bio. Sci. I & II)
- 16 Mathew O. Diggs III Laboratory for Life Science Research
- 17 Health Sciences Building
- 18 White Hall (Boonshoft School of Medicine)*
- 19 Library, Paul Laurence Dunbar
- 20 Tom Hanks Center for Motion Pictures
- 21 Creative Arts Center
- 22 Student Success Center
- 23 Neuroscience Engineering Collaboration Building

*Not directly connected by tunnels; must access from outside.



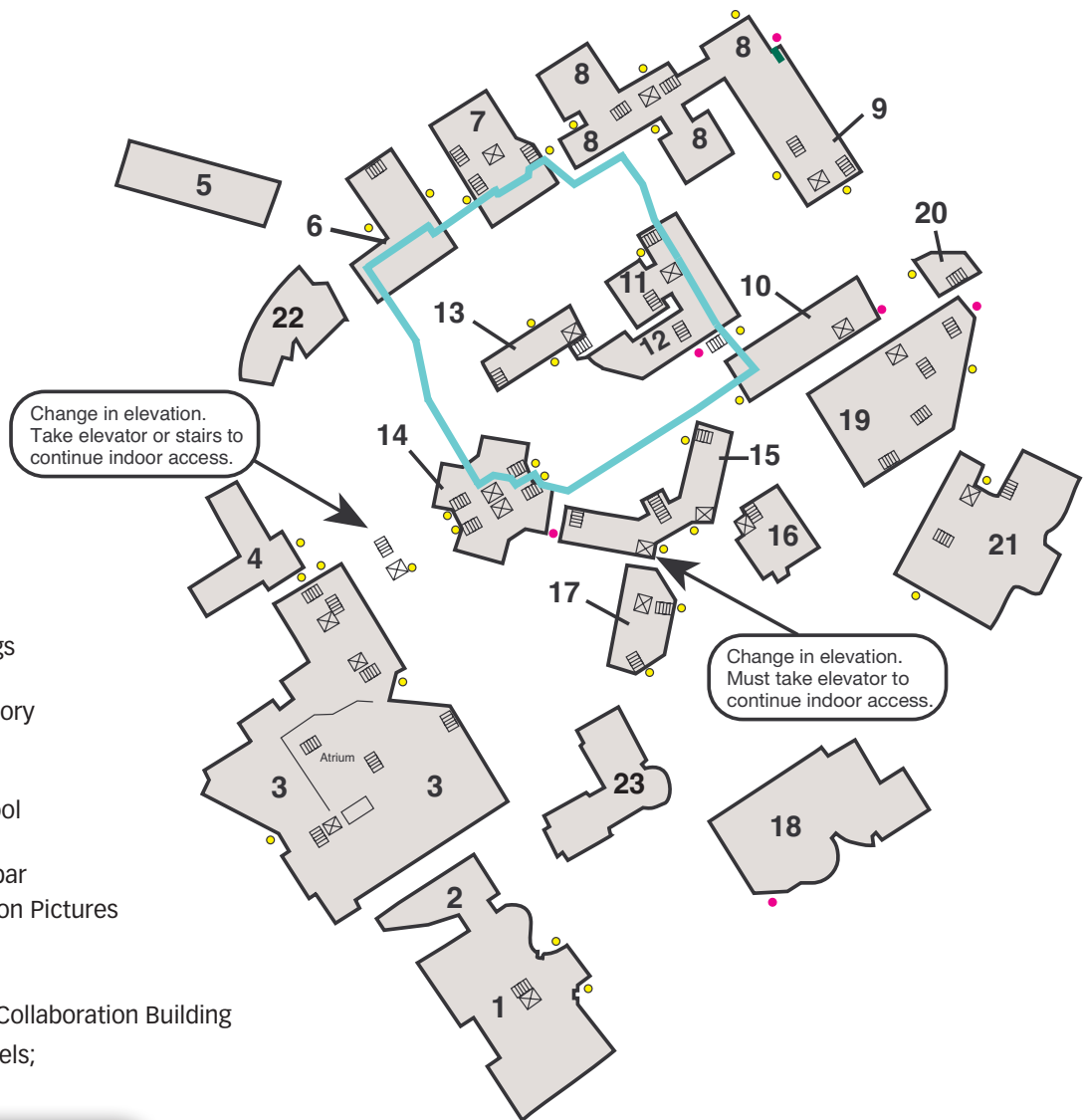
- █ Route 1 (0.64 miles)
- Wheelchair-accessible entrance WITH automatic doors
- Wheelchair-accessible entrance WITHOUT automatic doors
- ▢▢▢ Stairways
- ⊠ Elevators

Wright State University Campus Map with Tunnel System Fitness Walking Routes

Campus Buildings

- 1 Fritz and Dolores Russ Engineering Center
- 2 Krishan and Vicky Joshi Research Center
- 3 Student Union
- 4 Hamilton Hall*
- 5 Community Center*
- 6 University Hall
- 7 Rike Hall
- 8 Allyn Hall
- 9 Millett Hall
- 10 Fawcett Hall
- 11 Oelman Hall
- 12 Brehm Laboratory
- 13 Mathematical and Microbiological Sciences
- 14 Medical Sciences Building
- 15 Biological Sciences Buildings (Bio. Sci. I & II)
- 16 Mathew O. Diggs III Laboratory for Life Science Research
- 17 Health Sciences Building
- 18 White Hall (Boonshoft School of Medicine)*
- 19 Library, Paul Laurence Dunbar
- 20 Tom Hanks Center for Motion Pictures
- 21 Creative Arts Center
- 22 Student Success Center
- 23 Neuroscience Engineering Collaboration Building

*Not directly connected by tunnels; must access from outside.



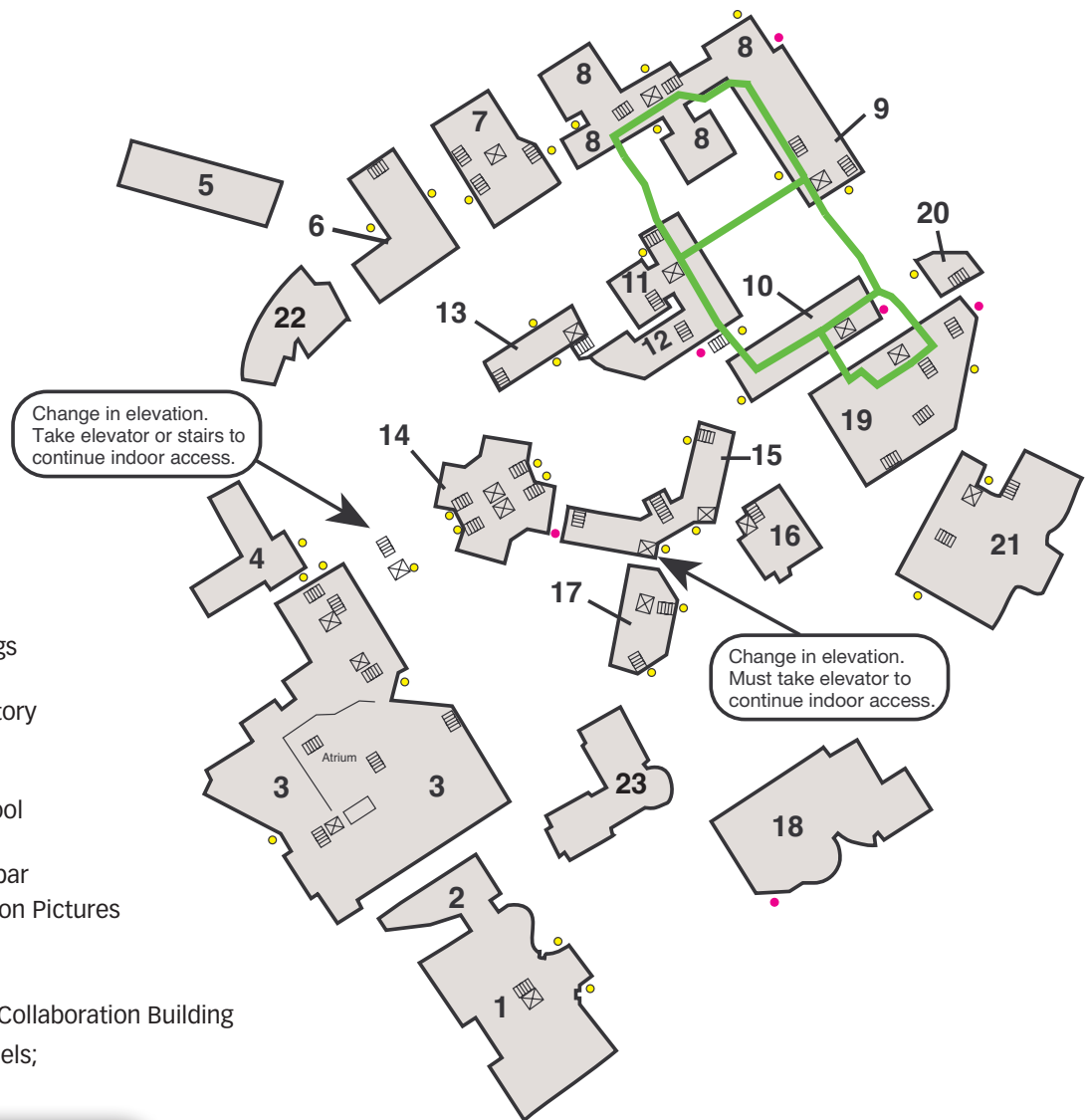
- Route 2 (0.45 miles)
- Wheelchair-accessible entrance WITH automatic doors
- Wheelchair-accessible entrance WITHOUT automatic doors
- Stairways
- Elevators

Wright State University Campus Map with Tunnel System Fitness Walking Routes

Campus Buildings

- 1 Fritz and Dolores Russ Engineering Center
- 2 Krishan and Vicky Joshi Research Center
- 3 Student Union
- 4 Hamilton Hall*
- 5 Community Center*
- 6 University Hall
- 7 Rike Hall
- 8 Allyn Hall
- 9 Millett Hall
- 10 Fawcett Hall
- 11 Oelman Hall
- 12 Brehm Laboratory
- 13 Mathematical and Microbiological Sciences
- 14 Medical Sciences Building
- 15 Biological Sciences Buildings (Bio. Sci. I & II)
- 16 Mathew O. Diggs III Laboratory for Life Science Research
- 17 Health Sciences Building
- 18 White Hall (Boonshoft School of Medicine)*
- 19 Library, Paul Laurence Dunbar
- 20 Tom Hanks Center for Motion Pictures
- 21 Creative Arts Center
- 22 Student Success Center
- 23 Neuroscience Engineering Collaboration Building

*Not directly connected by tunnels; must access from outside.



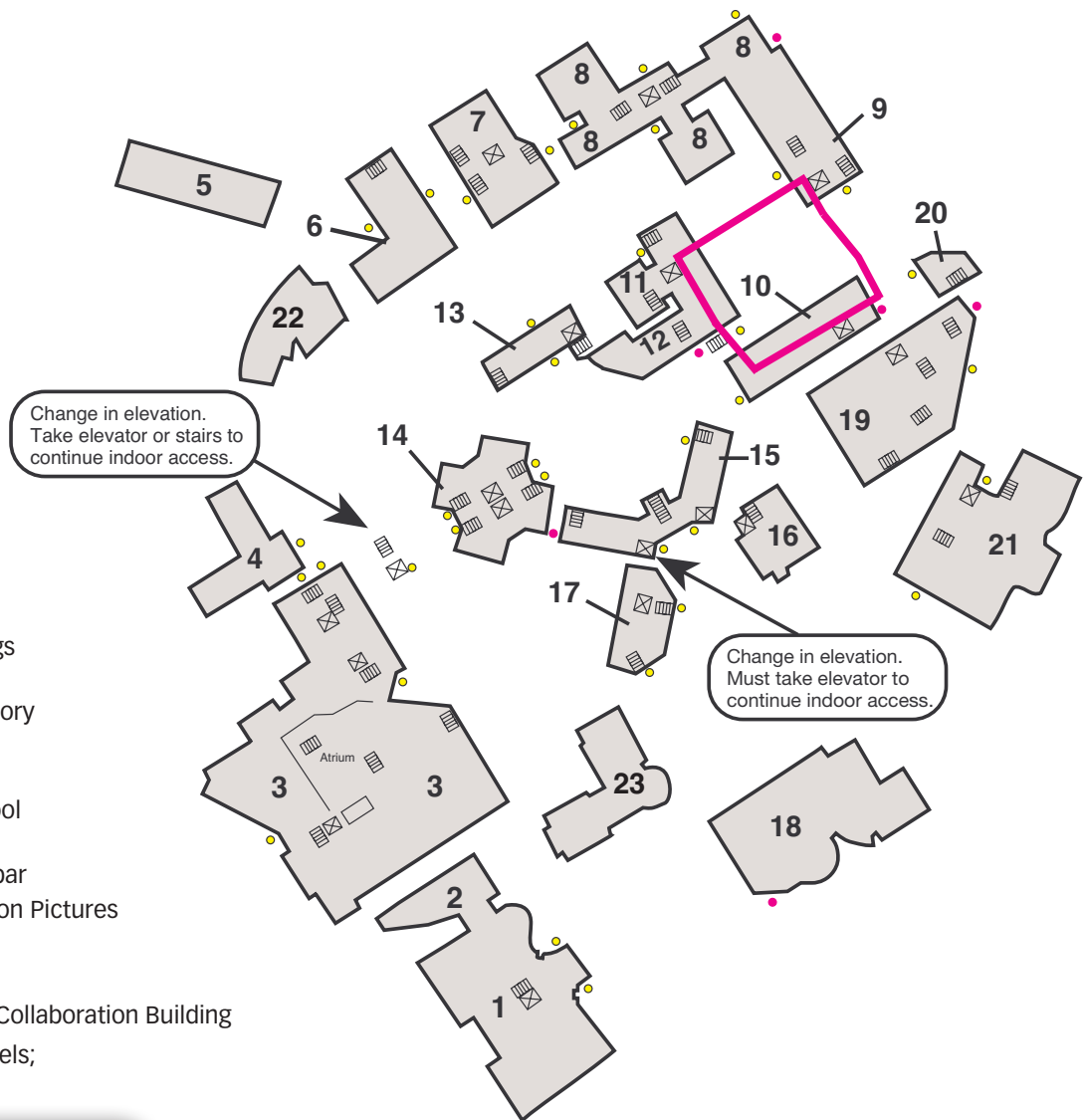
- █ Route 3 (0.36 miles)
- Wheelchair-accessible entrance WITH automatic doors
- Wheelchair-accessible entrance WITHOUT automatic doors
- Stairways
- X Elevators

Wright State University Campus Map with Tunnel System Fitness Walking Routes

Campus Buildings

- 1 Fritz and Dolores Russ Engineering Center
- 2 Krishan and Vicky Joshi Research Center
- 3 Student Union
- 4 Hamilton Hall*
- 5 Community Center*
- 6 University Hall
- 7 Rike Hall
- 8 Allyn Hall
- 9 Millett Hall
- 10 Fawcett Hall
- 11 Oelman Hall
- 12 Brehm Laboratory
- 13 Mathematical and Microbiological Sciences
- 14 Medical Sciences Building
- 15 Biological Sciences Buildings (Bio. Sci. I & II)
- 16 Mathew O. Diggs III Laboratory for Life Science Research
- 17 Health Sciences Building
- 18 White Hall (Boonshoft School of Medicine)*
- 19 Library, Paul Laurence Dunbar
- 20 Tom Hanks Center for Motion Pictures
- 21 Creative Arts Center
- 22 Student Success Center
- 23 Neuroscience Engineering Collaboration Building

*Not directly connected by tunnels; must access from outside.



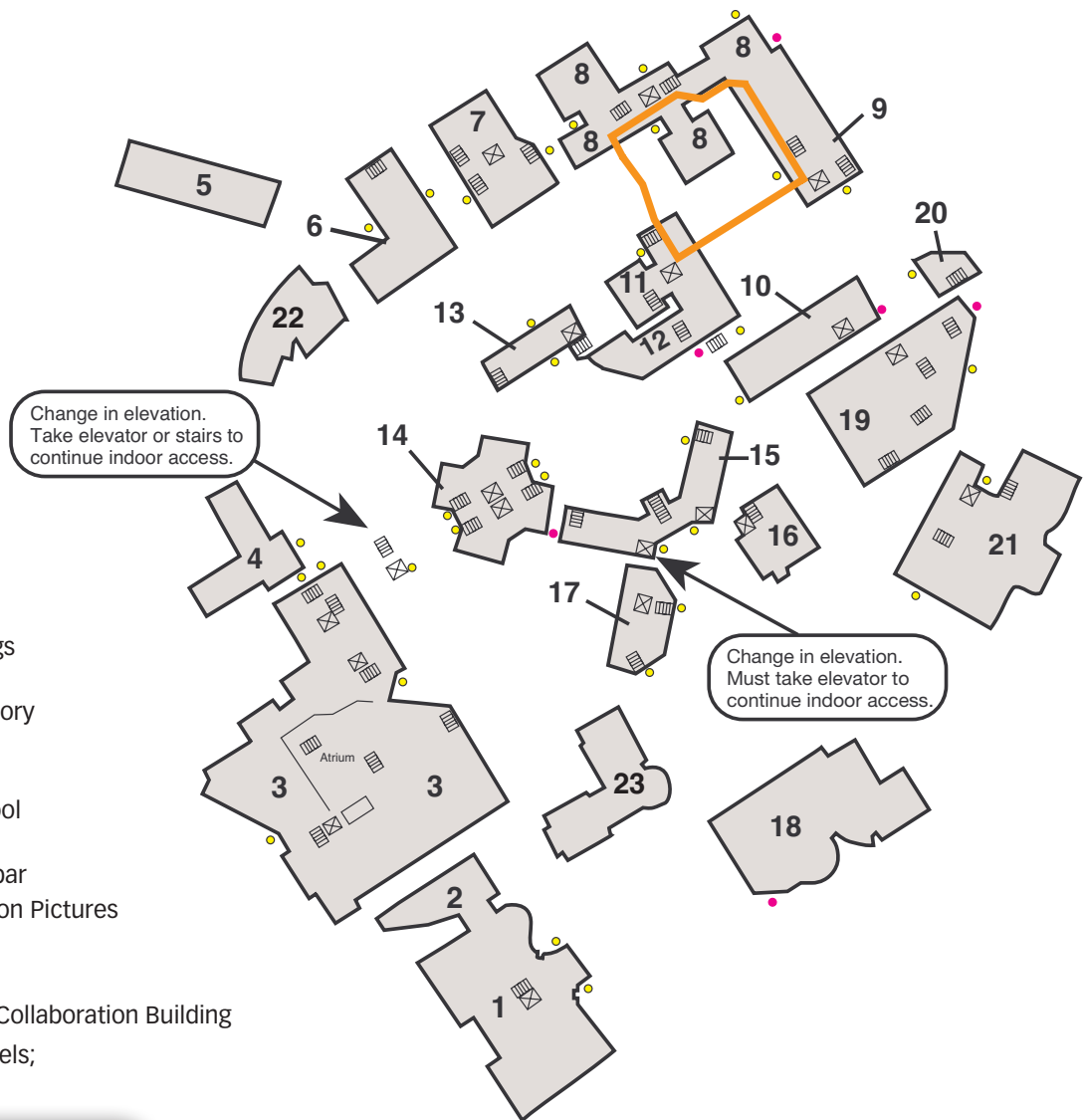
- Route 4 (0.22 miles)
- Wheelchair-accessible entrance WITH automatic doors
- Wheelchair-accessible entrance WITHOUT automatic doors
- Stairways
- Elevators

Wright State University Campus Map with Tunnel System Fitness Walking Routes

Campus Buildings

- 1 Fritz and Dolores Russ Engineering Center
- 2 Krishan and Vicky Joshi Research Center
- 3 Student Union
- 4 Hamilton Hall*
- 5 Community Center*
- 6 University Hall
- 7 Rike Hall
- 8 Allyn Hall
- 9 Millett Hall
- 10 Fawcett Hall
- 11 Oelman Hall
- 12 Brehm Laboratory
- 13 Mathematical and Microbiological Sciences
- 14 Medical Sciences Building
- 15 Biological Sciences Buildings (Bio. Sci. I & II)
- 16 Mathew O. Diggs III Laboratory for Life Science Research
- 17 Health Sciences Building
- 18 White Hall (Boonshoft School of Medicine)*
- 19 Library, Paul Laurence Dunbar
- 20 Tom Hanks Center for Motion Pictures
- 21 Creative Arts Center
- 22 Student Success Center
- 23 Neuroscience Engineering Collaboration Building

*Not directly connected by tunnels; must access from outside.



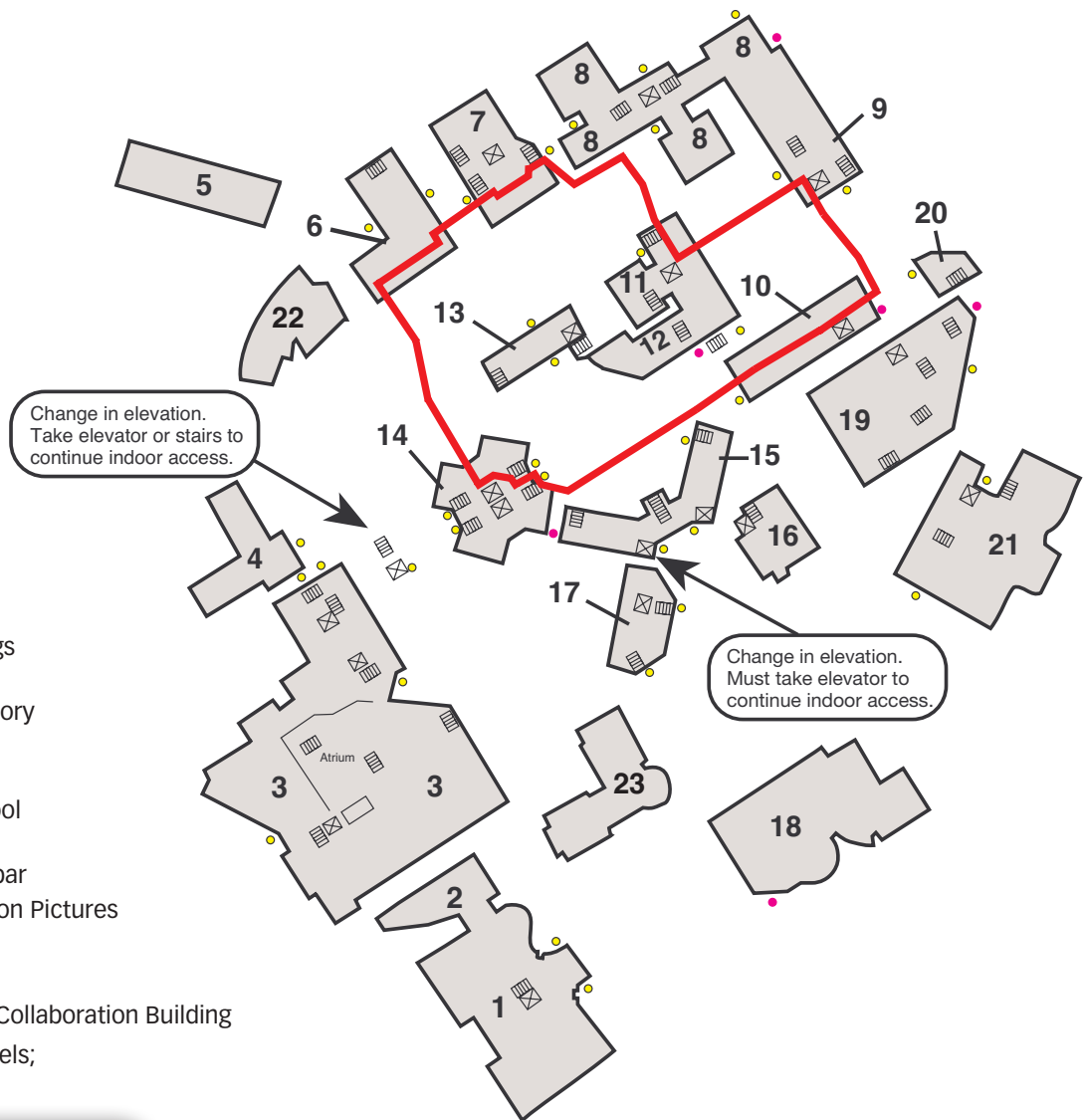
- Route 5 (0.19 miles)
- Wheelchair-accessible entrance WITH automatic doors
- Wheelchair-accessible entrance WITHOUT automatic doors
- ▨ Stairways
- ⊠ Elevators

Wright State University Campus Map with Tunnel System Fitness Walking Routes

Campus Buildings

- 1 Fritz and Dolores Russ Engineering Center
- 2 Krishan and Vicky Joshi Research Center
- 3 Student Union
- 4 Hamilton Hall*
- 5 Community Center*
- 6 University Hall
- 7 Rike Hall
- 8 Allyn Hall
- 9 Millett Hall
- 10 Fawcett Hall
- 11 Oelman Hall
- 12 Brehm Laboratory
- 13 Mathematical and Microbiological Sciences
- 14 Medical Sciences Building
- 15 Biological Sciences Buildings (Bio. Sci. I & II)
- 16 Mathew O. Diggs III Laboratory for Life Science Research
- 17 Health Sciences Building
- 18 White Hall (Boonshoft School of Medicine)*
- 19 Library, Paul Laurence Dunbar
- 20 Tom Hanks Center for Motion Pictures
- 21 Creative Arts Center
- 22 Student Success Center
- 23 Neuroscience Engineering Collaboration Building

*Not directly connected by tunnels; must access from outside.



- █ Route 6 (0.51 miles)
- Wheelchair-accessible entrance WITH automatic doors
- Wheelchair-accessible entrance WITHOUT automatic doors
- Stairways
- X Elevators