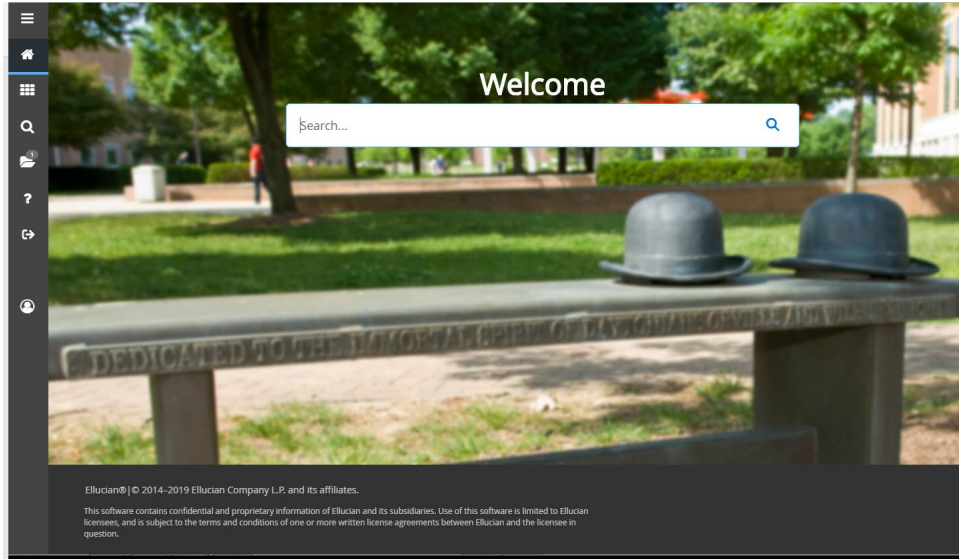


# Application Navigator 3.1.x

## User Interface Improvements (Starting with version 3.0)

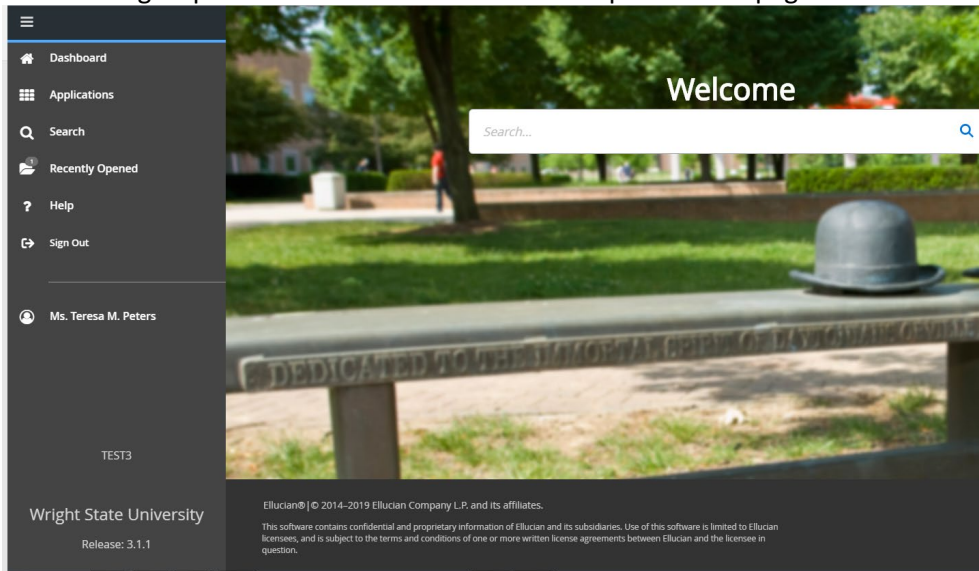
- Vertical Menu Redesign
  - o Clean Menu
  - o Intuitive



## Application Navigator 3.1 Landing Page Features

The landing page includes icons, links, and a search box that provide access to Application Navigator features.

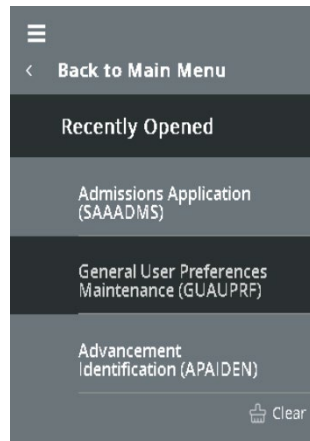
- The **Menu** icon is a group of three horizontal lines at the top left of the page. It indicates the main menu.



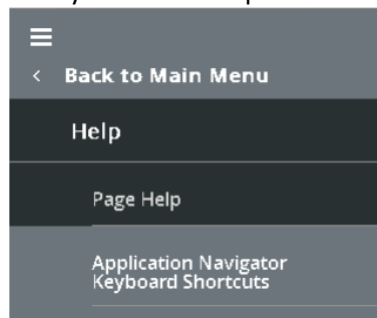
Clicking this icon will display or hide the names of the Application Navigator icons. Click the **Menu** icon to display the main menu from any screen. You can choose to display or hide the seven letter object identifier on the menu by selecting the **Display Form Name on Menu** indicator on GUAUPRF. This change will take effect after you log out and in to the session again.

- The **Dashboard** icon is indicated by a home image. Click this icon to return to the landing page from any screen.
- The **Applications** icon is indicated by nine small boxes in a grid of 3 by 3. This icon is used to display the **Banner**, **My Banner**, and **Banner Self-Service** menus, in addition to menus for any other integrated applications.

- The **Search** icon, indicated by a magnifying glass, can be used to find pages or forms using key words or the seven letter object identifier for the form or page. This search is performed on the menu data. If the form or page is not included on the menu, it is not included in the search results.
- The **Recently Opened** icon is indicated by an open file folder. When a new page is opened, the number attached to the folder increases by one. When selected, the recently opened icon displays a list of the recently opened forms and pages. A **Clear** option is provided to clear the list of recently opened pages.
  - New option to clear all pages in the list
  - Maintains any open pages (open in the iframe)
  - Easy to see what is open in your session
  - Maintains pages in the dirty state



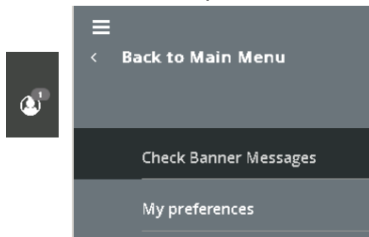
- The **Help** icon, indicated by a question mark, displays the online help for Banner 9 administrative applications.
  - Banner Admin Page Help
    - Selection opens the help for the open page
    - Functionality did not change
  - Application Navigator Short Cut Key Help
    - Selection will display short cut keys
    - Always available as part of the menu



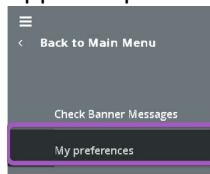
- Click the **Keyboard Shortcuts** link under the **Help** link to see the list of keyboard shortcuts that can be used to navigate through the landing page.
  - Display Dashboard has been added

Application Navigator Keyboard Shortcuts	
Display Applications	CTRL+M
Display Recently Opened	CTRL+Y
Display Dashboard	CTRL+SHIFT+X
Help	CTRL+SHIFT+L
Search	CTRL+SHIFT+Y
Sign Out	CTRL+SHIFT+F

- The **Sign Out** icon, indicated by a lock, is used to log out of Application Navigator.
- The landing page contains a **search field** which can be used to search for forms, pages, jobs, menus, and quickflows. If a form or page is selected, that form or page will open. If a menu item is selected from the landing page search results, the menu panel will open and the selected menu will be displayed. When an item is selected from the search results, the search results list is cleared.
- The **user profile** icon in Application Navigator provides an indication of baseline Banner messages. A counter next to the user profile icon in Application Navigator displays the number of unread Banner messages. Click on the counter and then click **Check Banner Messages** to open the General Message (GUAMESG) page with Banner messages.
  - Lost functionality from Banner 8 to Banner 9



- The **list of personal links** that are defined in the General User Preferences Maintenance Form (GUAUPRF) page in Banner are displayed in the main menu for Application Navigator.
  - Lost functionality from Banner 8 to Banner 9 (IDEA-44605)
  - Ability to define up to 6 link preferences
  - Easy navigation to user preferences (GUAUPRF) from the AppNav menu
    - Select My Preferences from the profile icon options
    - AppNav opens GUAUPRF for the user to manage their settings



- These links are displayed below the baseline integrated applications such as Banner, My Banner, and Banner Self-Service pages.

