
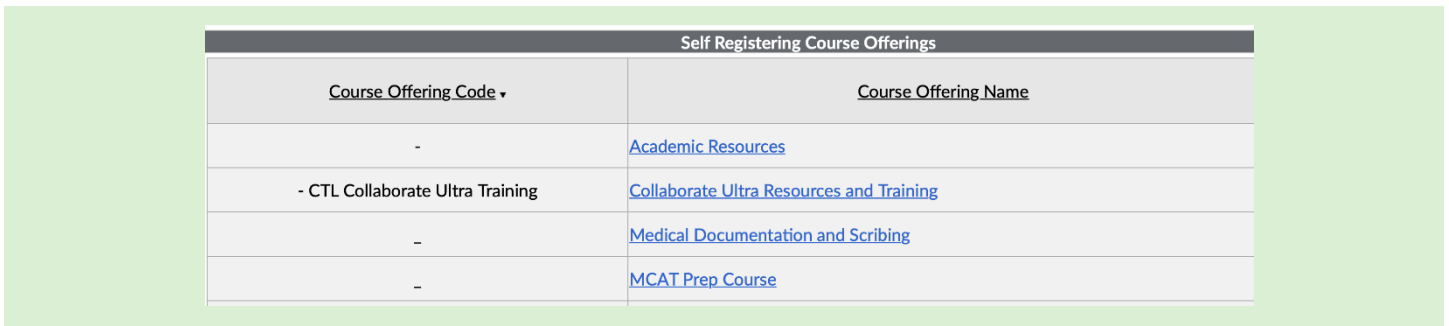


|| ADD ACADEMIC RESOURCES TO YOUR PILOT PAGE

1. Log into Pilot and click the Self Registration tab.



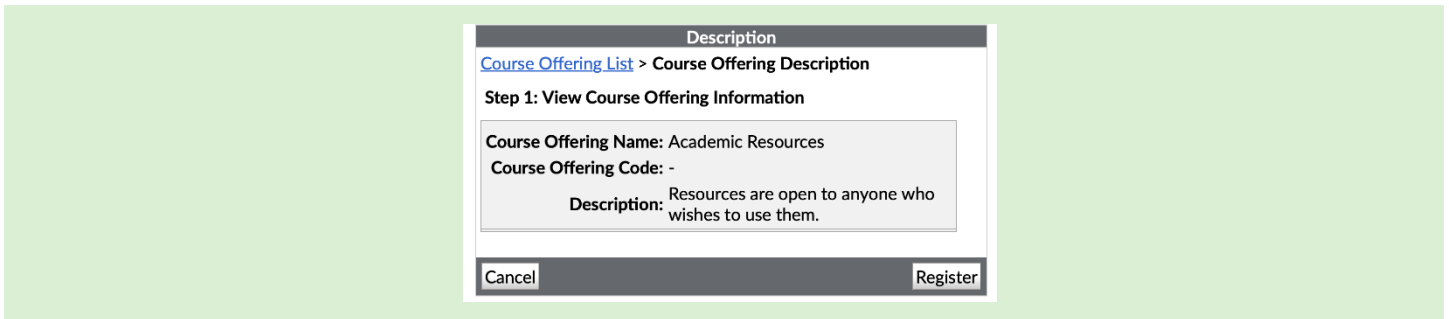
2. Click the Academic Resources link under Course Offering Name.



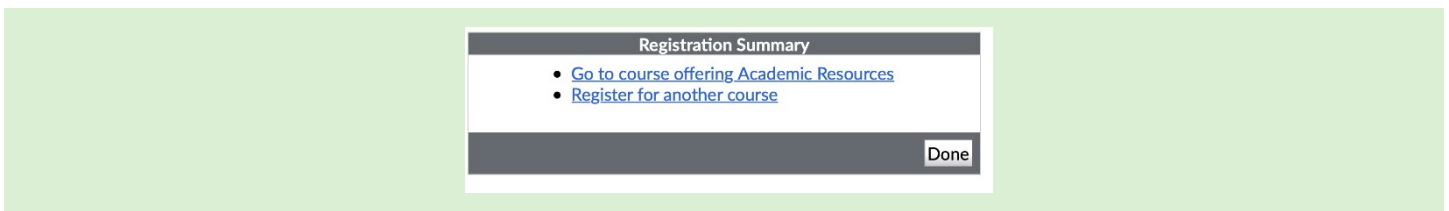
The screenshot shows a table titled "Self Registering Course Offerings". The table has two columns: "Course Offering Code" and "Course Offering Name".

Course Offering Code	Course Offering Name
-	Academic Resources
- CTL Collaborate Ultra Training	Collaborate Ultra Resources and Training
-	Medical Documentation and Scribing
-	MCAT Prep Course

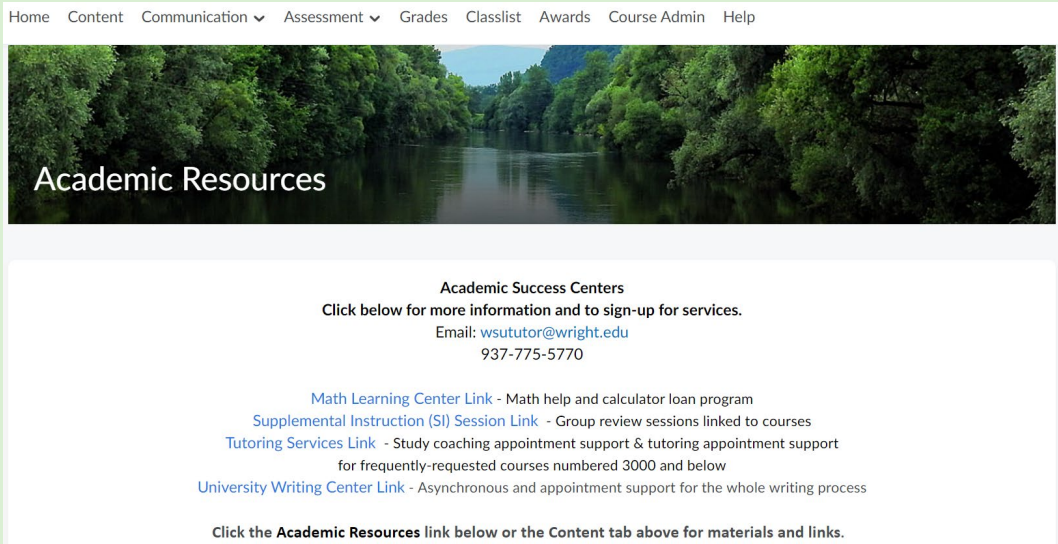
3. Click Register, check that your information is correct. Next click Submit and to confirm the registration and click Finish.



4. A Registration Summary will appear, click Go to course offering Academic Resources to access the page in Pilot.



5. The Academic Resources page will appear and you can access resources by using a link on the homepage or by clicking the Content tab.



Home Content Communication Assessment Grades Classlist Awards Course Admin Help

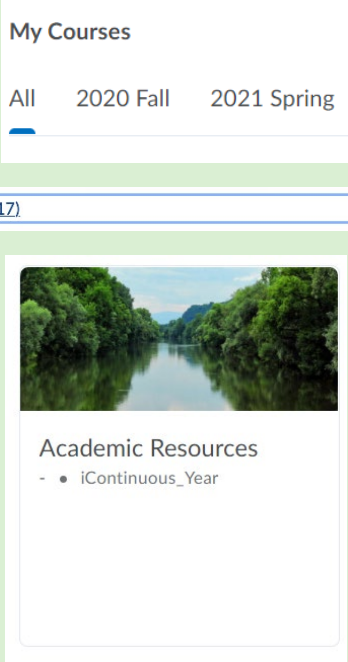
Academic Resources

Academic Success Centers
Click below for more information and to sign-up for services.
Email: wsututor@wright.edu
937-775-5770

[Math Learning Center Link](#) - Math help and calculator loan program
[Supplemental Instruction \(SI\) Session Link](#) - Group review sessions linked to courses
[Tutoring Services Link](#) - Study coaching appointment support & tutoring appointment support for frequently-requested courses numbered 3000 and below
[University Writing Center Link](#) - Asynchronous and appointment support for the whole writing process

Click the **Academic Resources** link below or the **Content** tab above for materials and links.

6. When accessing Academic Resources page from your Pilot home screen, select **All** under My Courses. You may also need to scroll down and click **View all Courses** to access the **Academic Resource page link**.



My Courses

All 2020 Fall 2021 Spring

[View All Courses \(17\)](#)

Academic Resources
- • iContinuous_Year