Test Statistics Report

Instructor: AZI A

Filter: Test Name = SOC 2000

	Overall
Score Data	
Number of Graded Items	29
Total Points Possible	29
Maximum Score	28
Minimum Score	22
Statistics	
Mean Score	26.00
Mean Percent Score	89.66
Benchmark Score	-
Range of Scores	6.00
Standard Deviation	1.70
Variance	2.89
Percentiles	
Percentile (25)	25.00
Median Score	26.50
Percentile (75)	27.00
Inter Quartile Range	2.00
Confidence Intervals	
1%	24.25
5%	24.78
95%	27.22
99%	27.75
Test Reliability	
Kuder-Richardson Formula 20	0.51
Kuder-Richardson Formula 21	0.07
Coefficient (Cronbach) Alpha	0.45

Student Statistics Report

Filter: Test Name = SOC 2000

Overall

Student	Grade	Total	Percent	Z Score	T Score	Percentile
BEVERTONE ,NEL ,U54355555	B	26 / 29	89.66	0.00	50.00	33
CAT ,GRUMPY,U77654311	A	28 / 29	96.55	1.18	61.77	99
EVERDEEN ,KATNIS,U66600024	B	25 / 29	86.21	-0.59	44.12	11
HALPERT ,JIM ,U77624433	A	27 / 29	93.10	0.59	55.88	55
HOWE ,BOB ,U12345679	B	25 / 29	86.21	-0.59	44.12	11
MILLER ,JACK,U76543210	A	27 / 29	93.10	0.59	55.88	55
PROCTOR,PAM ,U088345678	C	22 / 29	75.86	-2.35	26.47	0
REGGAT ,ALICE ,U12121212	A	27 / 29	93.10	0.59	55.88	55
RIDDLE ,TOM ,U01234567	B	26 / 29	89.66	0.00	50.00	33
SPARROW ,JACK ,U033690100	A	27 / 29	93.10	0.59	55.88	55
Mean	B	26.00	89.66	0.00	50.00	40.70

Student Response Report

WRIGHT STATE UNIVERSITY

Filter: Test Name = SOC 2000

Legend: Correct: ■ Incorrect: ■ Unanswered or Other Incorrect Response: □

Students:	Item1	Item2	Item3	Item4	Item5	Item6	Item7	Item8	Item9	Item10	Item12	Item13	Item14	Item15	Item16	Item17	Item18	Item19	Item20	Item21	Item22	Item23	Item24	Item25	Item26	Item27	Item28	Item29	Item30	Total Score	Percent Score	Grade
Answer Key:	A	A	B	B	D	B	D	A	C	MULT	LAN	LAN	LAN	LAN	LAN	LAN	LAN	LAN	LAN	LAN	LAN	LAN	LAN	LAN	LAN	LAN	LAN	LAN	LAN	29	100.00	
BEVERTONE ,NEL ,U54355555	A	C	E	B	D	B	D	A	C	A	BL	BL	BL	BL	BL	BL	BL	BL	BL	BL	BL	BL	BL	BL	BL	BL	BL	BL	BL	26	89.66	B
CAT ,GRUMPY,U77654311	A	A	B	B	D	B	D	A	C	*	BL	BL	BL	BL	BL	BL	BL	BL	BL	BL	BL	BL	BL	BL	BL	BL	BL	BL	BL	28	96.55	A
EVERDEEN ,KATNIS,U66600024	A	B	B	B	E	B	B	A	C	*	BL	BL	BL	BL	BL	BL	BL	BL	BL	BL	BL	BL	BL	BL	BL	BL	BL	BL	BL	25	86.21	B
HALPERT ,JIM ,U77624433	A	A	C	B	D	B	D	A	C	A	BL	BL	BL	BL	BL	BL	BL	BL	BL	BL	BL	BL	BL	BL	BL	BL	BL	BL	BL	27	93.10	A
HOWE ,BOB ,U12345679	A	A	A	A	A	B	D	A	C	A	BL	BL	BL	BL	BL	BL	BL	BL	BL	BL	BL	BL	BL	BL	BL	BL	BL	BL	BL	25	86.21	B
MILLER ,JACK,U76543210	A	A	B	B	D	B	A	A	C	*	BL	BL	BL	BL	BL	BL	BL	BL	BL	BL	BL	BL	BL	BL	BL	BL	BL	BL	BL	27	93.10	A
PROCTOR,PAM ,U088345678	B	B	B	B	B	B	B	B	B	*	BL	BL	BL	BL	BL	BL	BL	BL	BL	BL	BL	BL	BL	BL	BL	BL	BL	BL	BL	22	75.86	C
REGGAT ,ALICE ,U12121212	A	B	B	B	D	B	D	A	C	D	BL	BL	BL	BL	BL	BL	BL	BL	BL	BL	BL	BL	BL	BL	BL	BL	BL	BL	BL	27	93.10	A
RIDDLE ,TOM ,U01234567	B	A	B	B	D	A	D	A	C	*	BL	BL	BL	BL	BL	BL	BL	BL	BL	BL	BL	BL	BL	BL	BL	BL	BL	BL	BL	26	89.66	B
SPARROW ,JACK ,U033690100	A	A	B	B	D	B	D	A	A	E	BL	BL	BL	BL	BL	BL	BL	BL	BL	BL	BL	BL	BL	BL	BL	BL	BL	BL	BL	27	93.10	A
Percent Correct:	80	60	70	90	70	90	70	90	80	0	100	100	100	100	100	100	100	100	100	100	100	100	100	100	100	100	100	100	100	26.00	89.66	B

Test Item Statistics Report

Filter: Test Name = SOC 2000

Question		Summary Statistics				Reliability	
Question	**Points**	**Graded**	**Correct**	**Incorrect**	**No Response**	**Point Biserial**	**Percent Correct**
Item1	1	10	8	2	0	0.59	80.00
Item2	1	10	6	4	0	0.48	60.00
Item3	1	10	7	3	0	0.00	70.00
Item4	1	10	9	1	0	0.20	90.00
Item5	1	10	7	3	0	0.77	70.00
Item6	1	10	9	1	0	0.00	90.00
Item7	1	10	7	3	0	0.51	70.00
Item8	1	10	9	1	0	0.78	90.00
Item9	1	10	8	2	0	0.44	80.00
Item10	1	10	0	10	0	0.00	0.00
Item12	1	10	10	0	0	0.00	100.00
Item13	1	10	10	0	0	0.00	100.00
Item14	1	10	10	0	0	0.00	100.00
Item15	1	10	10	0	0	0.00	100.00
Item16	1	10	10	0	0	0.00	100.00
Item17	1	10	10	0	0	0.00	100.00
Item18	1	10	10	0	0	0.00	100.00
Item19	1	10	10	0	0	0.00	100.00
Item20	1	10	10	0	0	0.00	100.00
Item21	1	10	10	0	0	0.00	100.00
Item22	1	10	10	0	0	0.00	100.00
Item23	1	10	10	0	0	0.00	100.00
Item24	1	10	10	0	0	0.00	100.00
Item25	1	10	10	0	0	0.00	100.00
Item26	1	10	10	0	0	0.00	100.00

Question		Summary Statistics				Reliability	
Question	Points	Graded	Correct	Incorrect	No Response	Point Biserial	Percent Correct
Item27	1	10	10	0	0	0.00	100.00
Item28	1	10	10	0	0	0.00	100.00
Item29	1	10	10	0	0	0.00	100.00
Item30	1	10	10	0	0	0.00	100.00

Condensed Test Report

Filter: Test Name = SOC 2000

Legend: Distractors Chosen More than Correct Answer:

Total Possible Points:	29	**Median Score:**	26.50	**Maximum Score:**	28
Total Students:	10	**Mean Score:**	26.00	**Minimum Score:**	22
Standard Deviation:	1.70	**Reliability Coefficient (KR20):**	0.51	**Range of Scores:**	6

No.	Question	Correct Answer	Response Frequencies					Non Distractor	Correct Group Responses			Point Biserial
			A	B	C	D	E		Total %	Upper 27%	Lower 27%	
1	Item1	A	**80.00**	20.00	0.00	0.00	0.00	CDE	80.00	100.00	66.67	0.59
2	Item2	A	**60.00**	30.00	10.00	0.00	0.00	DE	60.00	66.67	33.33	0.48
3	Item3	B	10.00	**70.00**	10.00	0.00	10.00	D	70.00	66.67	66.67	0.00
4	Item4	B	10.00	**90.00**	0.00	0.00	0.00	CDE	90.00	100.00	66.67	0.20
5	Item5	D	10.00	10.00	0.00	**70.00**	10.00	C	70.00	100.00	0.00	0.77
6	Item6	B	10.00	**90.00**	0.00	0.00	0.00	CDE	90.00	100.00	100.00	0.00
7	Item7	D	10.00	20.00	0.00	**70.00**	0.00	CE	70.00	100.00	33.33	0.51
8	Item8	A	**90.00**	10.00	0.00	0.00	0.00	CDE	90.00	100.00	66.67	0.78
9	Item9	C	10.00	10.00	**80.00**	0.00	0.00	DE	80.00	100.00	66.67	0.44
10	Item10	MULT	80.00	0.00	0.00	10.00	60.00	BC	0.00	0.00	0.00	0.00
11	Item12	BLANK	0.00	0.00	0.00	0.00	0.00	ABCDE	100.00	100.00	100.00	0.00
12	Item13	BLANK	0.00	0.00	0.00	0.00	0.00	ABCDE	100.00	100.00	100.00	0.00
13	Item14	BLANK	0.00	0.00	0.00	0.00	0.00	ABCDE	100.00	100.00	100.00	0.00
14	Item15	BLANK	0.00	0.00	0.00	0.00	0.00	ABCDE	100.00	100.00	100.00	0.00
15	Item16	BLANK	0.00	0.00	0.00	0.00	0.00	ABCDE	100.00	100.00	100.00	0.00
16	Item17	BLANK	0.00	0.00	0.00	0.00	0.00	ABCDE	100.00	100.00	100.00	0.00
17	Item18	BLANK	0.00	0.00	0.00	0.00	0.00	ABCDE	100.00	100.00	100.00	0.00
18	Item19	BLANK	0.00	0.00	0.00	0.00	0.00	ABCDE	100.00	100.00	100.00	0.00
19	Item20	BLANK	0.00	0.00	0.00	0.00	0.00	ABCDE	100.00	100.00	100.00	0.00
20	Item21	BLANK	0.00	0.00	0.00	0.00	0.00	ABCDE	100.00	100.00	100.00	0.00
21	Item22	BLANK	0.00	0.00	0.00	0.00	0.00	ABCDE	100.00	100.00	100.00	0.00
22	Item23	BLANK	0.00	0.00	0.00	0.00	0.00	ABCDE	100.00	100.00	100.00	0.00
23	Item24	BLANK	0.00	0.00	0.00	0.00	0.00	ABCDE	100.00	100.00	100.00	0.00
24	Item25	BLANK	0.00	0.00	0.00	0.00	0.00	ABCDE	100.00	100.00	100.00	0.00
25	Item26	BLANK	0.00	0.00	0.00	0.00	0.00	ABCDE	100.00	100.00	100.00	0.00
26	Item27	BLANK	0.00	0.00	0.00	0.00	0.00	ABCDE	100.00	100.00	100.00	0.00
27	Item28	BLANK	0.00	0.00	0.00	0.00	0.00	ABCDE	100.00	100.00	100.00	0.00
28	Item29	BLANK	0.00	0.00	0.00	0.00	0.00	ABCDE	100.00	100.00	100.00	0.00
29	Item30	BLANK	0.00	0.00	0.00	0.00	0.00	ABCDE	100.00	100.00	100.00	0.00

Class Frequency Distribution Report

Filter: Test Name = SOC 2000

Overall Mean Score: 89.66%

Grade	Percent Score	Raw Score	Frequency	Percent
A	90.00 - 100.00	26.10 - 29.00	5	50.00
B	80.00 - 89.99	23.20 - 26.09	4	40.00
C	70.00 - 79.99	20.30 - 23.19	1	10.00
D	60.00 - 69.99	17.40 - 20.29	0	0.00
F	0.00 - 59.99	0.00 - 17.39	0	0.00

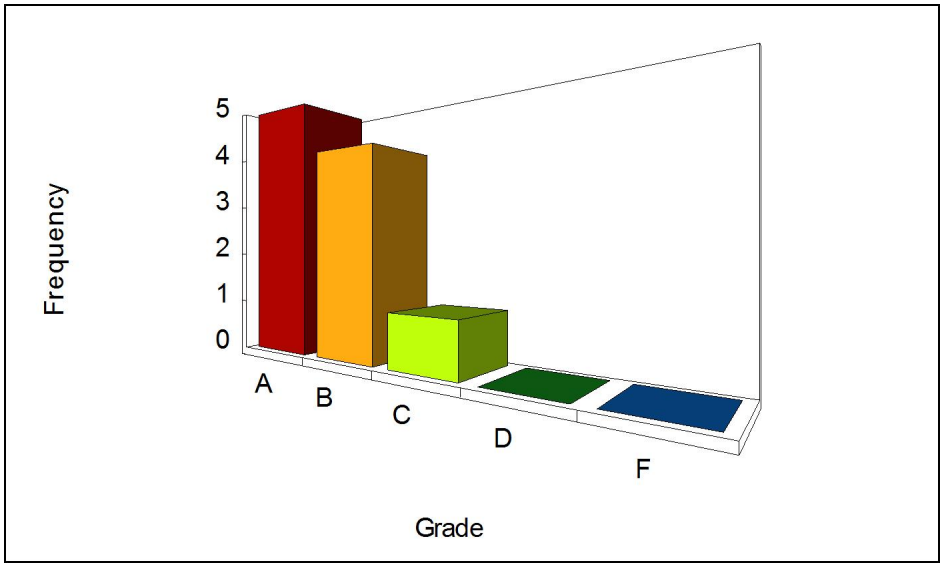

Condensed Item Analysis Report

Filter: Test Name = SOC 2000

Legend: Correct: Incorrect: Distractors Chosen More than Correct Answer:

Item1

Response	Frequency	Percent
***A**	8	80.00
B	2	20.00
C	0	0.00
D	0	0.00
E	0	0.00
Missing	0	0.00

Item2

Response	Frequency	Percent
***A**	6	60.00
B	3	30.00
C	1	10.00
D	0	0.00
E	0	0.00
Missing	0	0.00

Item3

Response	Frequency	Percent
A	1	10.00
***B**	7	70.00
C	1	10.00
D	0	0.00
E	1	10.00
Missing	0	0.00

Item4

Response	Frequency	Percent
A	1	10.00
***B**	9	90.00
C	0	0.00
D	0	0.00
E	0	0.00
Missing	0	0.00

Item5

Response	Frequency	Percent
A	1	10.00
B	1	10.00
C	0	0.00
***D**	7	70.00
E	1	10.00
Missing	0	0.00

Item6

Response	Frequency	Percent
A	1	10.00
***B**	9	90.00
C	0	0.00
D	0	0.00
E	0	0.00
Missing	0	0.00

Item7

Response	Frequency	Percent
A	1	10.00
B	2	20.00
C	0	0.00
***D**	7	70.00
E	0	0.00
Missing	0	0.00

Item8

Response	Frequency	Percent
***A**	9	90.00
B	1	10.00
C	0	0.00
D	0	0.00
E	0	0.00
Missing	0	0.00

Item9

Response	Frequency	Percent
A	1	10.00
B	1	10.00
***C**	8	80.00
D	0	0.00
E	0	0.00
Missing	0	0.00

Item10

Response	Frequency	Percent
A	8	80.00
B	0	0.00
C	0	0.00
D	1	10.00
E	6	60.00
Missing	0	0.00

Item12

Response	Frequency	Percent
A	0	0.00
B	0	0.00
C	0	0.00
D	0	0.00
E	0	0.00
Missing	10	100.00

Item13

Response	Frequency	Percent
A	0	0.00
B	0	0.00
C	0	0.00
D	0	0.00
E	0	0.00
Missing	10	100.00

Item14

Response	Frequency	Percent
A	0	0.00
B	0	0.00
C	0	0.00
D	0	0.00
E	0	0.00
Missing	10	100.00

Item15

Response	Frequency	Percent
A	0	0.00
B	0	0.00
C	0	0.00
D	0	0.00
E	0	0.00
Missing	10	100.00

Item16

Response	Frequency	Percent
A	0	0.00
B	0	0.00
C	0	0.00
D	0	0.00
E	0	0.00
Missing	10	100.00

Item17

Response	Frequency	Percent
A	0	0.00
B	0	0.00
C	0	0.00
D	0	0.00
E	0	0.00
Missing	10	100.00

Item18

Response	Frequency	Percent
A	0	0.00
B	0	0.00
C	0	0.00
D	0	0.00
E	0	0.00
Missing	10	100.00

Item19

Response	Frequency	Percent
A	0	0.00
B	0	0.00
C	0	0.00
D	0	0.00
E	0	0.00
Missing	10	100.00

Item20

Response	Frequency	Percent
A	0	0.00
B	0	0.00
C	0	0.00
D	0	0.00
E	0	0.00
Missing	10	100.00

Item21

Response	Frequency	Percent
A	0	0.00
B	0	0.00
C	0	0.00
D	0	0.00
E	0	0.00
Missing	10	100.00

Item22

Response	Frequency	Percent
A	0	0.00
B	0	0.00
C	0	0.00
D	0	0.00
E	0	0.00
Missing	10	100.00

Item23

Response	Frequency	Percent
A	0	0.00
B	0	0.00
C	0	0.00
D	0	0.00
E	0	0.00
Missing	10	100.00

Item24

Response	Frequency	Percent
A	0	0.00
B	0	0.00
C	0	0.00
D	0	0.00
E	0	0.00
Missing	10	100.00

Item25

Response	Frequency	Percent
A	0	0.00
B	0	0.00
C	0	0.00
D	0	0.00
E	0	0.00
Missing	10	100.00

Item26

Response	Frequency	Percent
A	0	0.00
B	0	0.00
C	0	0.00
D	0	0.00
E	0	0.00
Missing	10	100.00

Item27

Response	Frequency	Percent
A	0	0.00
B	0	0.00
C	0	0.00
D	0	0.00
E	0	0.00
Missing	10	100.00

Item28

Response	Frequency	Percent
A	0	0.00
B	0	0.00
C	0	0.00
D	0	0.00
E	0	0.00
Missing	10	100.00

Item29

Response	Frequency	Percent
A	0	0.00
B	0	0.00
C	0	0.00
D	0	0.00
E	0	0.00
Missing	10	100.00

Item30

Response	Frequency	Percent
A	0	0.00
B	0	0.00
C	0	0.00
D	0	0.00
E	0	0.00
Missing	10	100.00

Detailed Item Analysis Report

Filter: Test Name = SOC 2000

Item1

Response	Frequency	Percent	Point Biserial	Graph
***A**	8	80.00	0.59	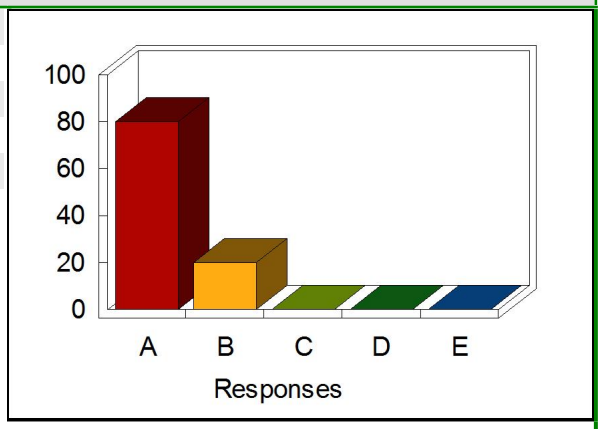
B	2	20.00	-0.59	
C	0	0.00	-	
D	0	0.00	-	
E	0	0.00	-	
Total	10	100.00		

Item2

Response	Frequency	Percent	Point Biserial	Graph
***A**	6	60.00	0.48	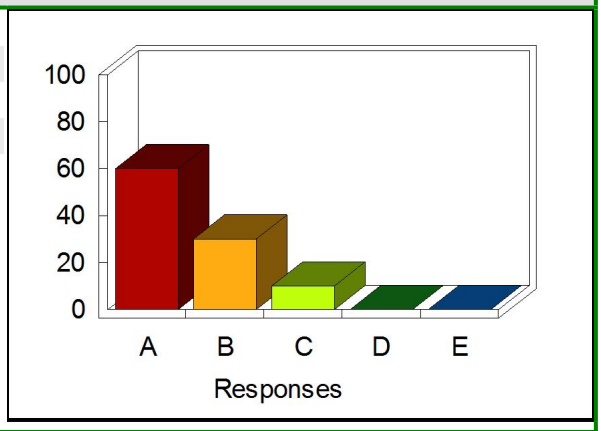
B	3	30.00	-0.51	
C	1	10.00	0.00	
D	0	0.00	-	
E	0	0.00	-	
Total	10	100.00		

Item3

Response	Frequency	Percent	Point Biserial	Graph
A	1	10.00	-0.20	
***B**	7	70.00	0.00	
C	1	10.00	0.20	
D	0	0.00	-	
E	1	10.00	0.00	
Total	10	100.00		

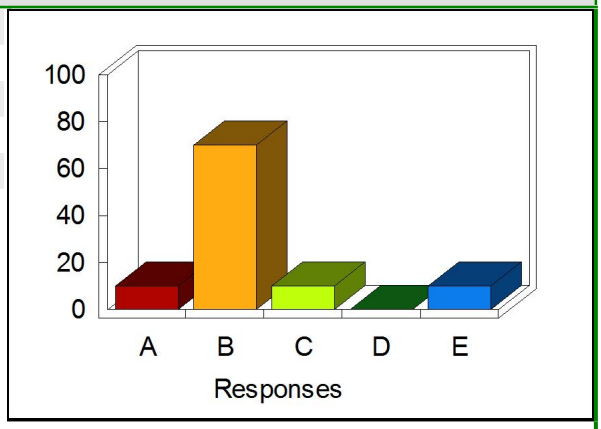

Item4

Response	Frequency	Percent	Point Biserial	Graph
A	1	10.00	-0.20	
***B**	9	90.00	0.20	
C	0	0.00	-	
D	0	0.00	-	
E	0	0.00	-	
Total	10	100.00		

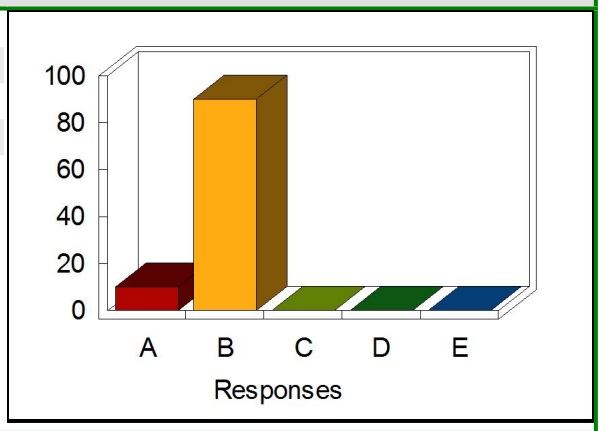

Item5

Response	Frequency	Percent	Point Biserial	Graph
A	1	10.00	-0.20	
B	1	10.00	-0.78	
C	0	0.00	-	
***D**	7	70.00	0.77	
E	1	10.00	-0.20	
Total	10	100.00		

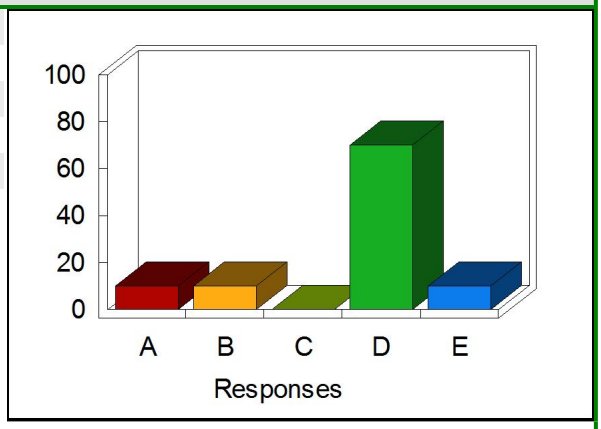

Item6

Response	Frequency	Percent	Point Biserial	Graph
A	1	10.00	0.00	
***B**	9	90.00	0.00	
C	0	0.00	-	
D	0	0.00	-	
E	0	0.00	-	
Total	10	100.00		

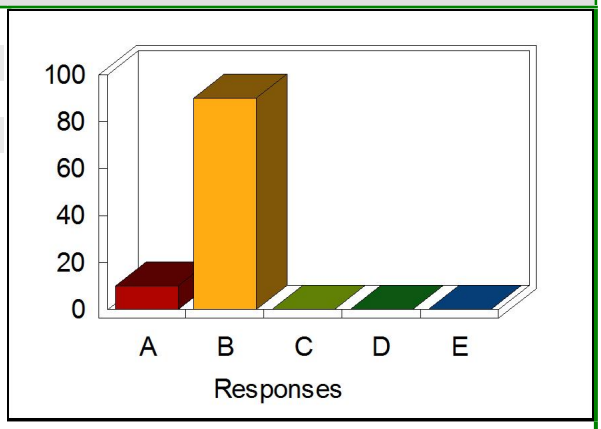

Item7

Response	Frequency	Percent	Point Biserial	Graph
A	1	10.00	0.20	
B	2	20.00	-0.74	
C	0	0.00	-	
***D**	7	70.00	0.51	
E	0	0.00	-	
Total	10	100.00		

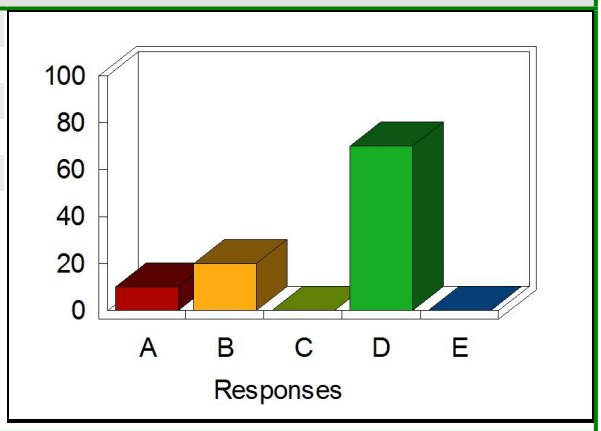

Item8

Response	Frequency	Percent	Point Biserial	Graph
***A**	9	90.00	0.78	
B	1	10.00	-0.78	
C	0	0.00	-	
D	0	0.00	-	
E	0	0.00	-	
Total	10	100.00		

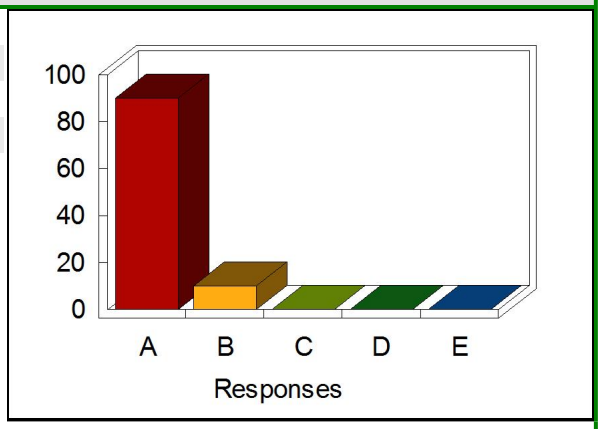

Item9

Response	Frequency	Percent	Point Biserial	Graph
A	1	10.00	0.20	
B	1	10.00	-0.78	
***C**	8	80.00	0.44	
D	0	0.00	-	
E	0	0.00	-	
Total	10	100.00		

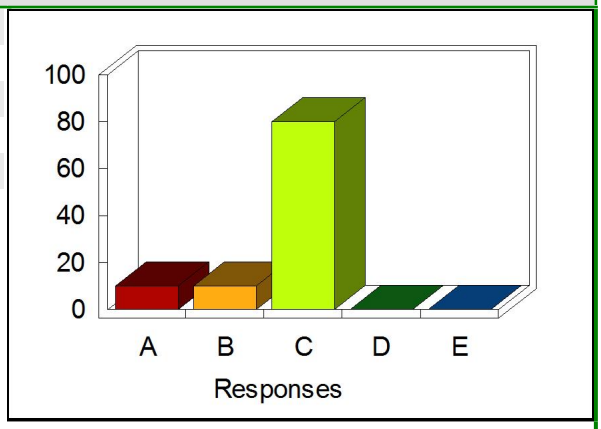

Item10

Response	Frequency	Percent	Point Biserial	Graph
A	8	80.00	-19.12	
B	0	0.00	-	
C	0	0.00	-	
D	1	10.00	0.20	
E	6	60.00	-15.49	
Total	10	100.00		

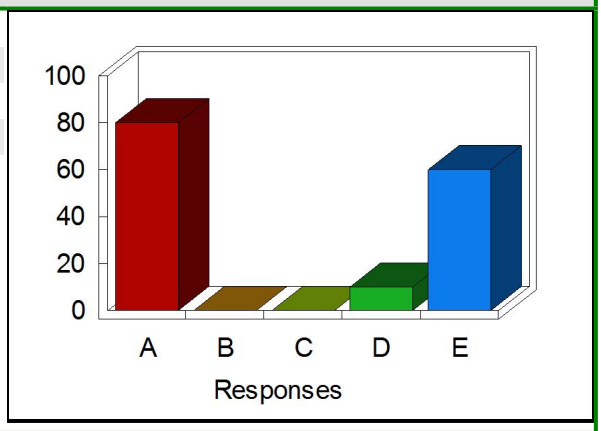

Item12

Response	Frequency	Percent	Point Biserial	Graph
A	0	0.00	-	
B	0	0.00	-	
C	0	0.00	-	
D	0	0.00	-	
E	0	0.00	-	
Missing	10	100.00		
Total	10	100.00		

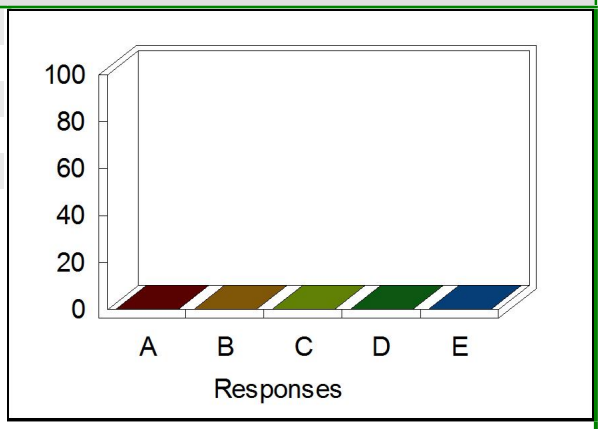

Item13

Response	Frequency	Percent	Point Biserial	Graph
A	0	0.00	-	
B	0	0.00	-	
C	0	0.00	-	
D	0	0.00	-	
E	0	0.00	-	
Missing	10	100.00		
Total	10	100.00		

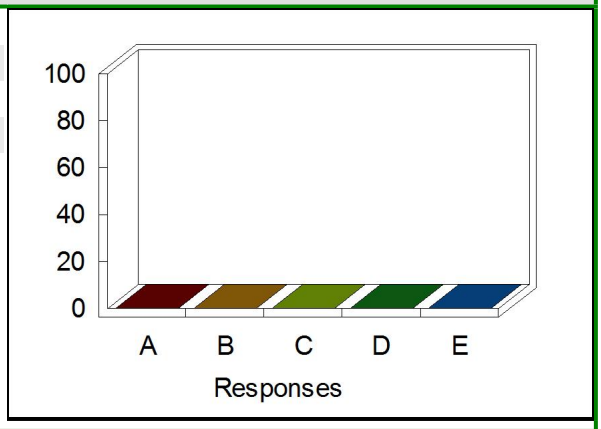

Item14

Response	Frequency	Percent	Point Biserial	Graph
A	0	0.00	-	
B	0	0.00	-	
C	0	0.00	-	
D	0	0.00	-	
E	0	0.00	-	
Missing	10	100.00		
Total	10	100.00		

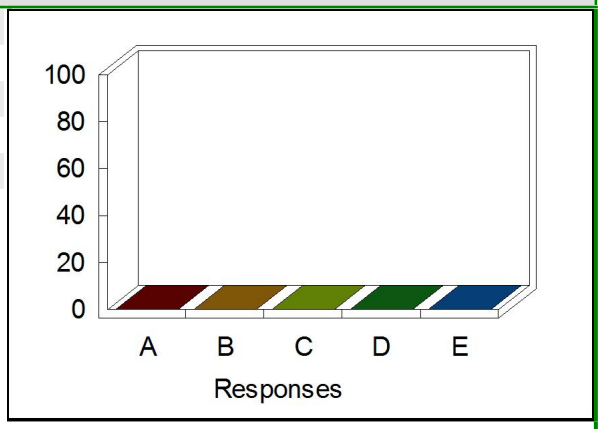

Item15

Response	Frequency	Percent	Point Biserial	Graph
A	0	0.00	-	
B	0	0.00	-	
C	0	0.00	-	
D	0	0.00	-	
E	0	0.00	-	
Missing	10	100.00		
Total	10	100.00		

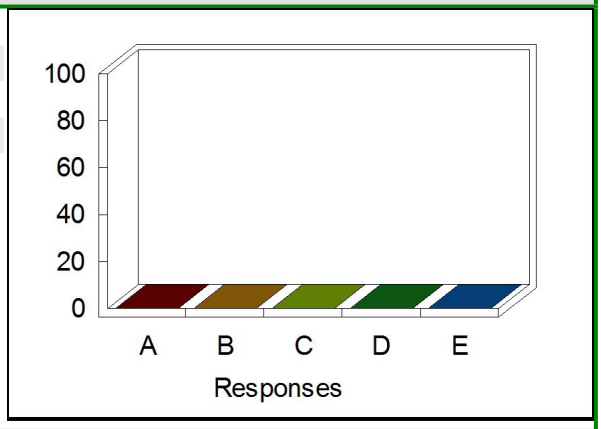

Item16

Response	Frequency	Percent	Point Biserial	Graph
A	0	0.00	-	
B	0	0.00	-	
C	0	0.00	-	
D	0	0.00	-	
E	0	0.00	-	
Missing	10	100.00		
Total	10	100.00		

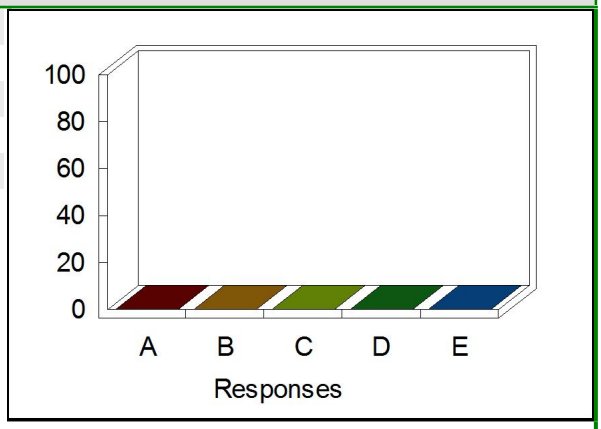

Item17

Response	Frequency	Percent	Point Biserial	Graph
A	0	0.00	-	
B	0	0.00	-	
C	0	0.00	-	
D	0	0.00	-	
E	0	0.00	-	
Missing	10	100.00		
Total	10	100.00		

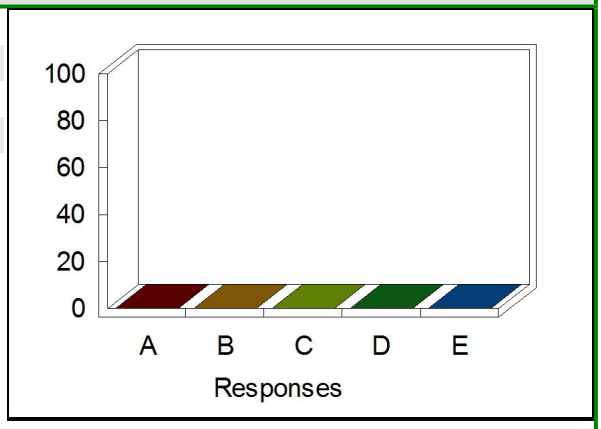

Item18

Response	Frequency	Percent	Point Biserial	Graph
A	0	0.00	-	
B	0	0.00	-	
C	0	0.00	-	
D	0	0.00	-	
E	0	0.00	-	
Missing	10	100.00		
Total	10	100.00		

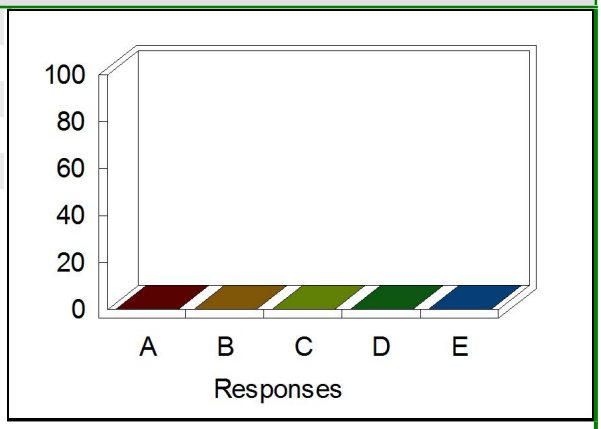

Item19

Response	Frequency	Percent	Point Biserial	Graph
A	0	0.00	-	
B	0	0.00	-	
C	0	0.00	-	
D	0	0.00	-	
E	0	0.00	-	
Missing	10	100.00		
Total	10	100.00		

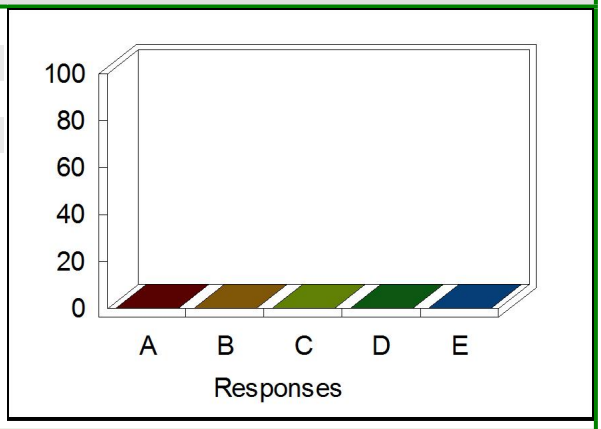

Item20

Response	Frequency	Percent	Point Biserial	Graph
A	0	0.00	-	
B	0	0.00	-	
C	0	0.00	-	
D	0	0.00	-	
E	0	0.00	-	
Missing	10	100.00		
Total	10	100.00		

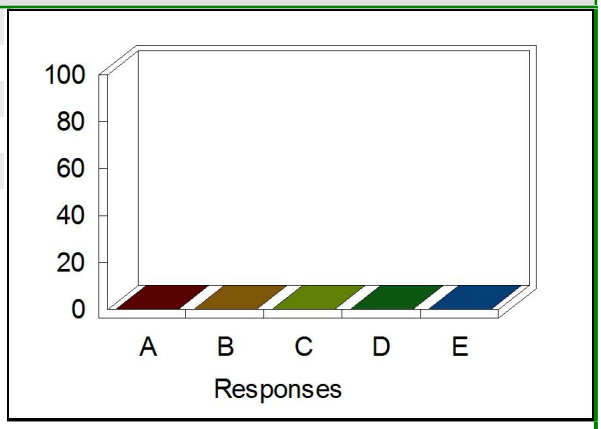

Item21

Response	Frequency	Percent	Point Biserial	Graph
A	0	0.00	-	
B	0	0.00	-	
C	0	0.00	-	
D	0	0.00	-	
E	0	0.00	-	
Missing	10	100.00		
Total	10	100.00		

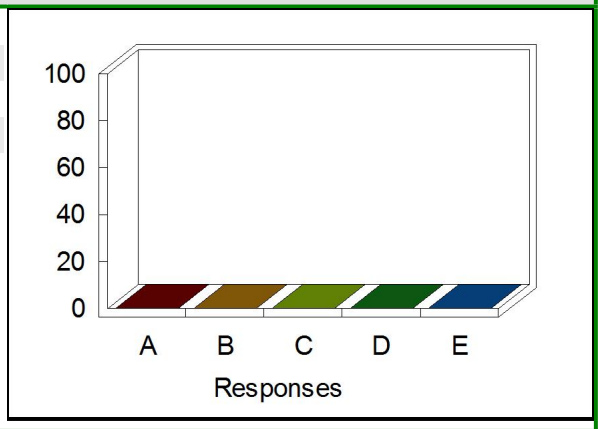

Item22

Response	Frequency	Percent	Point Biserial	Graph
A	0	0.00	-	
B	0	0.00	-	
C	0	0.00	-	
D	0	0.00	-	
E	0	0.00	-	
Missing	10	100.00		
Total	10	100.00		

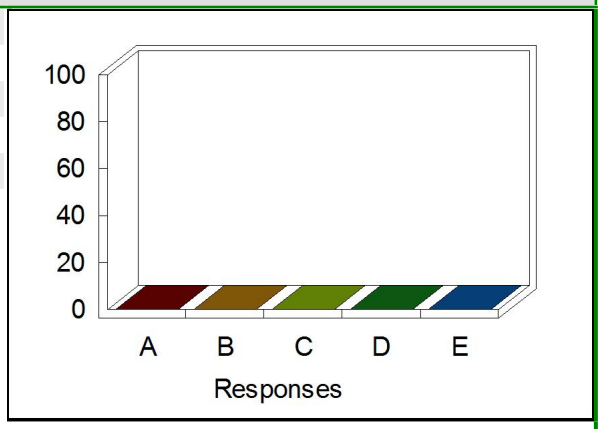

Item23

Response	Frequency	Percent	Point Biserial	Graph
A	0	0.00	-	
B	0	0.00	-	
C	0	0.00	-	
D	0	0.00	-	
E	0	0.00	-	
Missing	10	100.00		
Total	10	100.00		

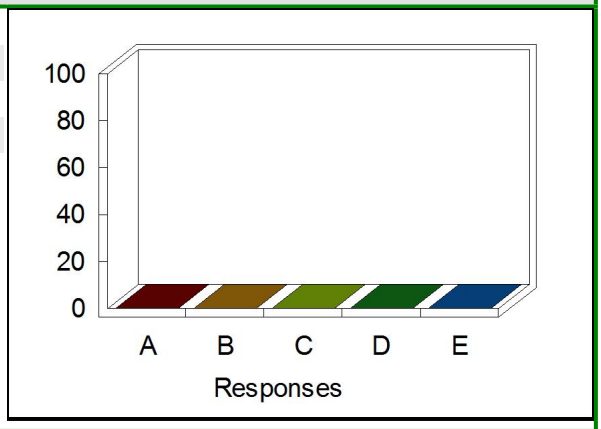

Item24

Response	Frequency	Percent	Point Biserial	Graph
A	0	0.00	-	
B	0	0.00	-	
C	0	0.00	-	
D	0	0.00	-	
E	0	0.00	-	
Missing	10	100.00		
Total	10	100.00		

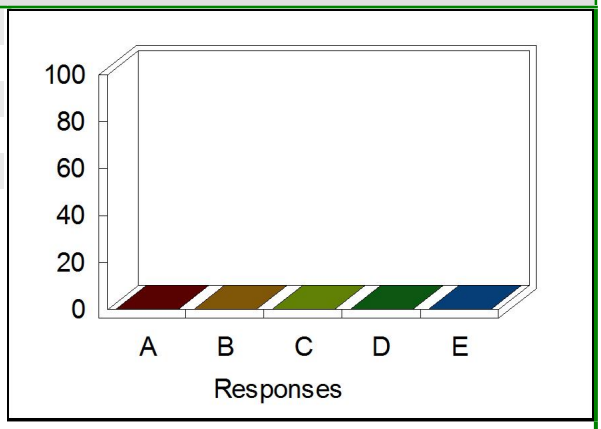

Item25

Response	Frequency	Percent	Point Biserial	Graph
A	0	0.00	-	
B	0	0.00	-	
C	0	0.00	-	
D	0	0.00	-	
E	0	0.00	-	
Missing	10	100.00		
Total	10	100.00		

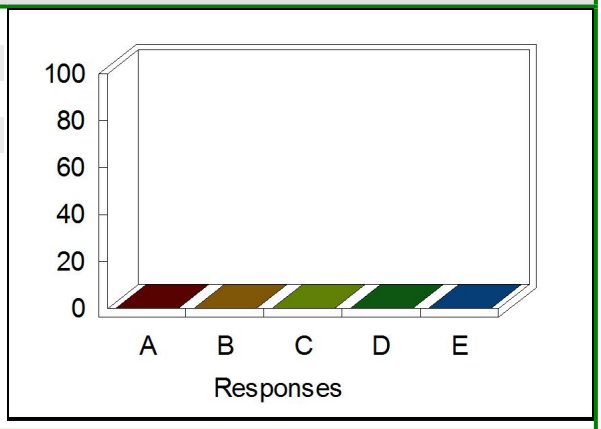

Item26

Response	Frequency	Percent	Point Biserial	Graph
A	0	0.00	-	
B	0	0.00	-	
C	0	0.00	-	
D	0	0.00	-	
E	0	0.00	-	
Missing	10	100.00		
Total	10	100.00		

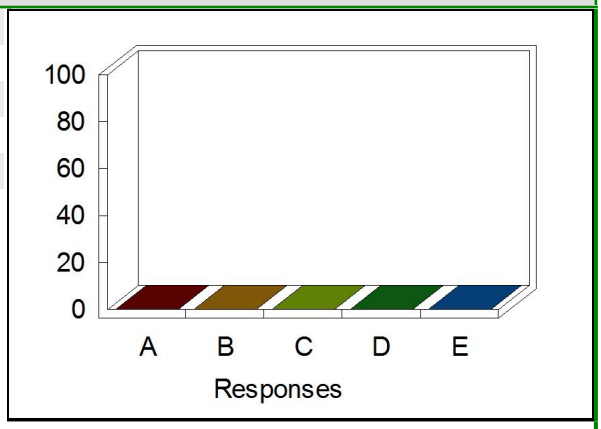

Item27

Response	Frequency	Percent	Point Biserial	Graph
A	0	0.00	-	
B	0	0.00	-	
C	0	0.00	-	
D	0	0.00	-	
E	0	0.00	-	
Missing	10	100.00		
Total	10	100.00		

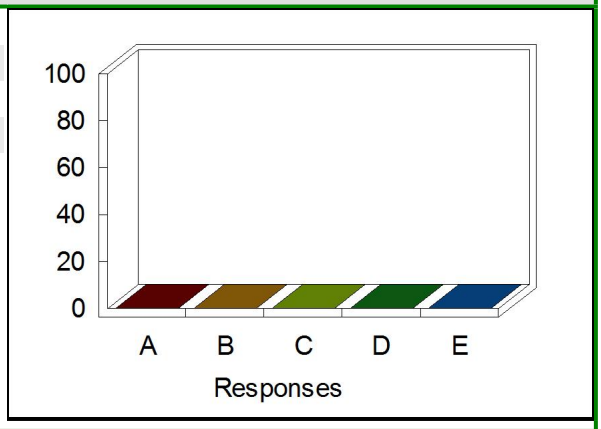

Item28

Response	Frequency	Percent	Point Biserial	Graph
A	0	0.00	-	
B	0	0.00	-	
C	0	0.00	-	
D	0	0.00	-	
E	0	0.00	-	
Missing	10	100.00		
Total	10	100.00		

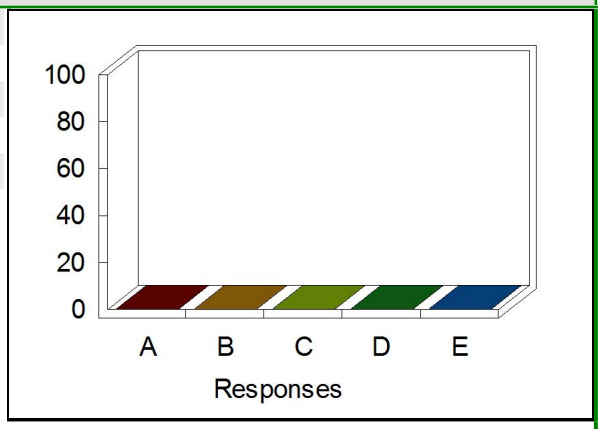

Item29

Response	Frequency	Percent	Point Biserial	Graph
A	0	0.00	-	
B	0	0.00	-	
C	0	0.00	-	
D	0	0.00	-	
E	0	0.00	-	
Missing	10	100.00		
Total	10	100.00		

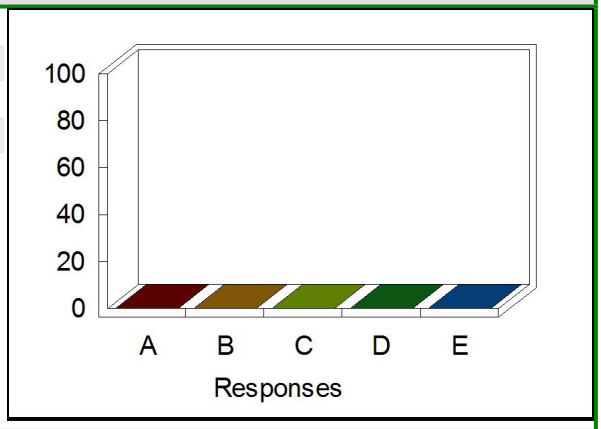

Item30

Response	Frequency	Percent	Point Biserial	Graph
A	0	0.00	-	
B	0	0.00	-	
C	0	0.00	-	
D	0	0.00	-	
E	0	0.00	-	
Missing	10	100.00		
Total	10	100.00		

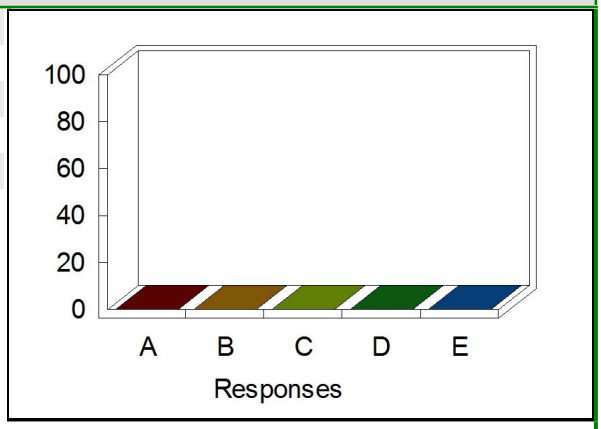

Item Analysis Graph Report

Filter: Test Name = SOC 2000

Item1

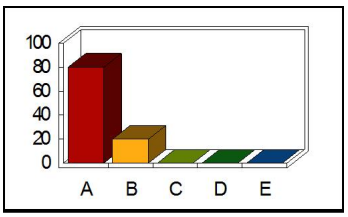

Response	Percent
A	80.00
B	20.00
C	0.00
D	0.00
E	0.00

Correct: A

Item2

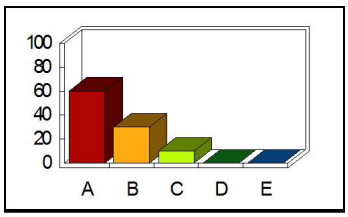

Response	Percent
A	60.00
B	30.00
C	10.00
D	0.00
E	0.00

Correct: A

Item3

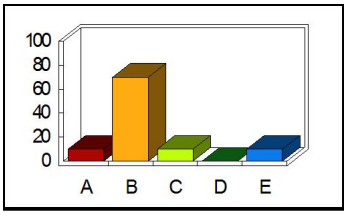

Response	Percent
A	10.00
B	70.00
C	10.00
D	0.00
E	10.00

Correct: B

Item4

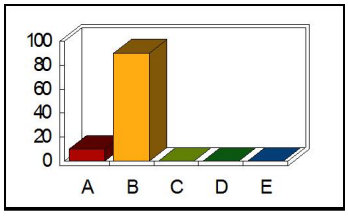

Response	Percent
A	10.00
B	90.00
C	0.00
D	0.00
E	0.00

Correct: B

Item5

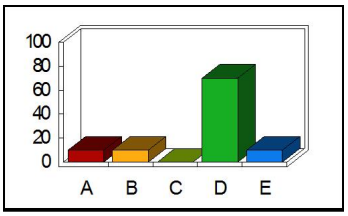

Response	Percent
A	10.00
B	10.00
C	0.00
D	70.00
E	10.00

Correct: D

Item6

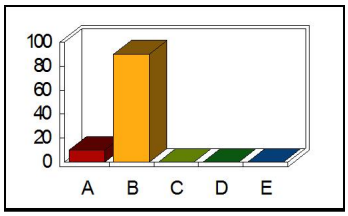

Response	Percent
A	10.00
B	90.00
C	0.00
D	0.00
E	0.00

Correct: B

Item7

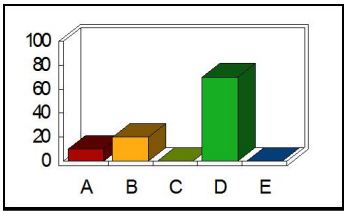

Response	Percent
A	10.00
B	20.00
C	0.00
D	70.00
E	0.00

Correct: D

Item8

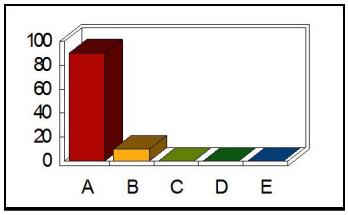

Response	Percent
A	90.00
B	10.00
C	0.00
D	0.00
E	0.00

Correct: A

Item9

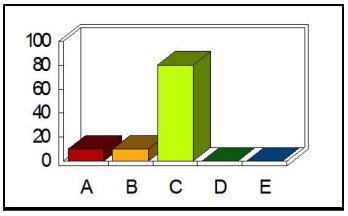

Response	Percent
A	10.00
B	10.00
C	80.00
D	0.00
E	0.00

Correct: C

Item10

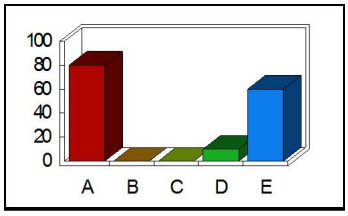

Response	Percent
A	80.00
B	0.00
C	0.00
D	10.00
E	60.00

Correct: MULT

Item12

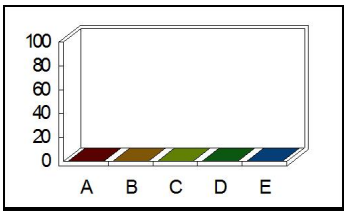

Response	Percent
A	0.00
B	0.00
C	0.00
D	0.00
E	0.00

Correct: BLANK

Item13

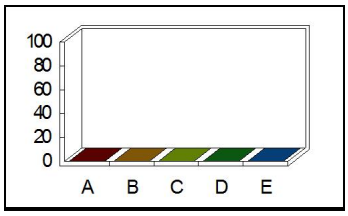

Response	Percent
A	0.00
B	0.00
C	0.00
D	0.00
E	0.00

Correct: BLANK

Item14

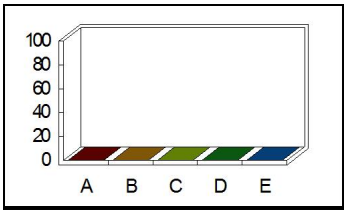

Response	Percent
A	0.00
B	0.00
C	0.00
D	0.00
E	0.00

Correct: BLANK

Item15

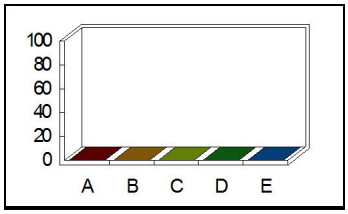

Response	Percent
A	0.00
B	0.00
C	0.00
D	0.00
E	0.00

Correct: BLANK

Item16

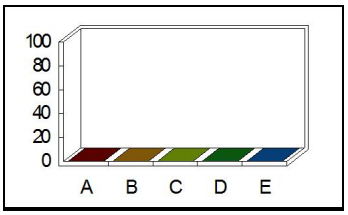

Response	Percent
A	0.00
B	0.00
C	0.00
D	0.00
E	0.00

Correct: BLANK

Item17

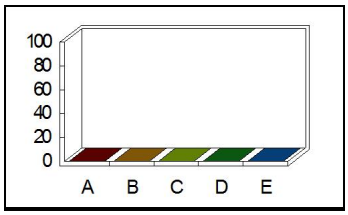

Response	Percent
A	0.00
B	0.00
C	0.00
D	0.00
E	0.00

Correct: BLANK

Item18

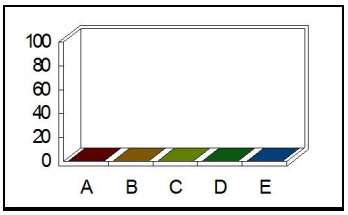

Response	Percent
A	0.00
B	0.00
C	0.00
D	0.00
E	0.00

Correct: BLANK

Item19

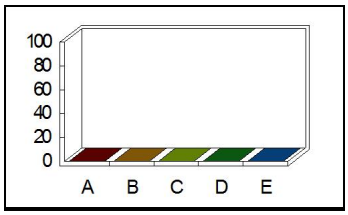

Response	Percent
A	0.00
B	0.00
C	0.00
D	0.00
E	0.00

Correct: BLANK

Item20

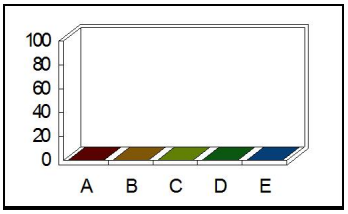

Response	Percent
A	0.00
B	0.00
C	0.00
D	0.00
E	0.00

Correct: BLANK

Item21

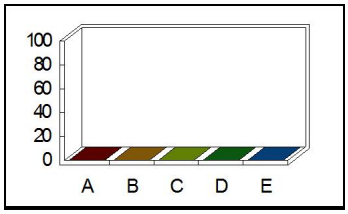

Response	Percent
A	0.00
B	0.00
C	0.00
D	0.00
E	0.00

Correct: BLANK

Item22

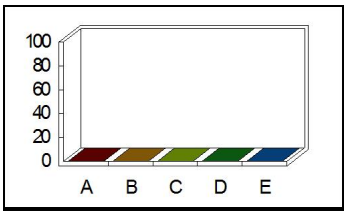

Response	Percent
A	0.00
B	0.00
C	0.00
D	0.00
E	0.00

Correct: BLANK

Item23

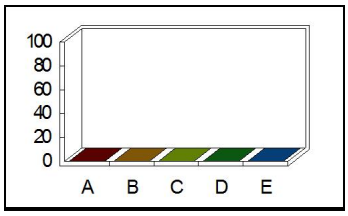

Response	Percent
A	0.00
B	0.00
C	0.00
D	0.00
E	0.00

Correct: BLANK

Item24

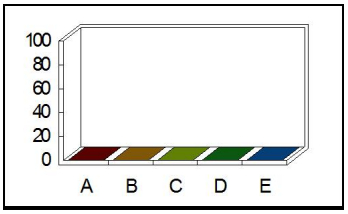

Response	Percent
A	0.00
B	0.00
C	0.00
D	0.00
E	0.00

Correct: BLANK

Item25

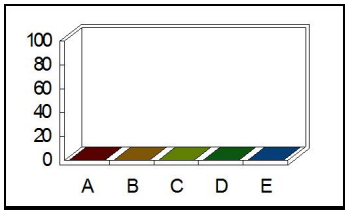

Response	Percent
A	0.00
B	0.00
C	0.00
D	0.00
E	0.00

Correct: BLANK

Item26

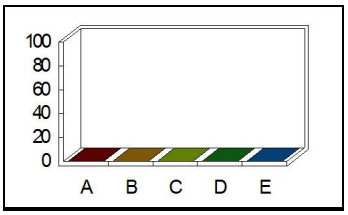

Response	Percent
A	0.00
B	0.00
C	0.00
D	0.00
E	0.00

Correct: BLANK

Item27

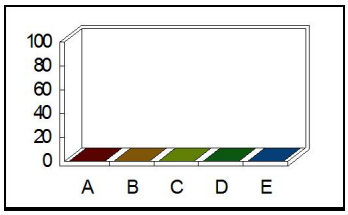

Response	Percent
A	0.00
B	0.00
C	0.00
D	0.00
E	0.00

Correct: BLANK

Item28

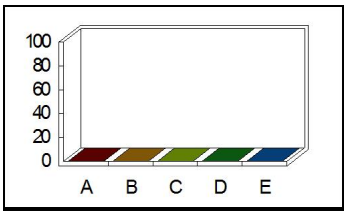

Response	Percent
A	0.00
B	0.00
C	0.00
D	0.00
E	0.00

Correct: BLANK

Item29

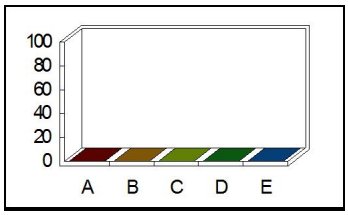

Response	Percent
A	0.00
B	0.00
C	0.00
D	0.00
E	0.00

Correct: BLANK

Item30

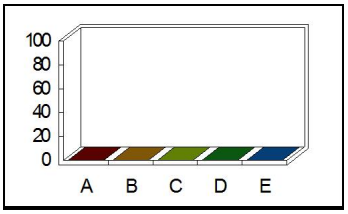

Response	Percent
A	0.00
B	0.00
C	0.00
D	0.00
E	0.00

Correct: BLANK

Student Grade Report

WRIGHT STATE UNIVERSITY

Filter: Test Name = SOC 2000

Legend: Incorrect:

Student: BEVERTONE ,NEL ,U54355555

	Grade	Total Score	Score (%)
Overall	B	26 / 29	89.66

Responses

Question	Response	Correct Answer
Item1	A	
Item2	**C**	A
Item3	**E**	B
Item4	B	
Item5	D	
Item6	B	
Item7	D	
Item8	A	
Item9	C	
Item10	**A**	MULT

Question	Response	Correct Answer
Item12	BLANK	
Item13	BLANK	
Item14	BLANK	
Item15	BLANK	
Item16	BLANK	
Item17	BLANK	
Item18	BLANK	
Item19	BLANK	
Item20	BLANK	
Item21	BLANK	

Question	Response	Correct Answer
Item22	BLANK	
Item23	BLANK	
Item24	BLANK	
Item25	BLANK	
Item26	BLANK	
Item27	BLANK	
Item28	BLANK	
Item29	BLANK	
Item30	BLANK	

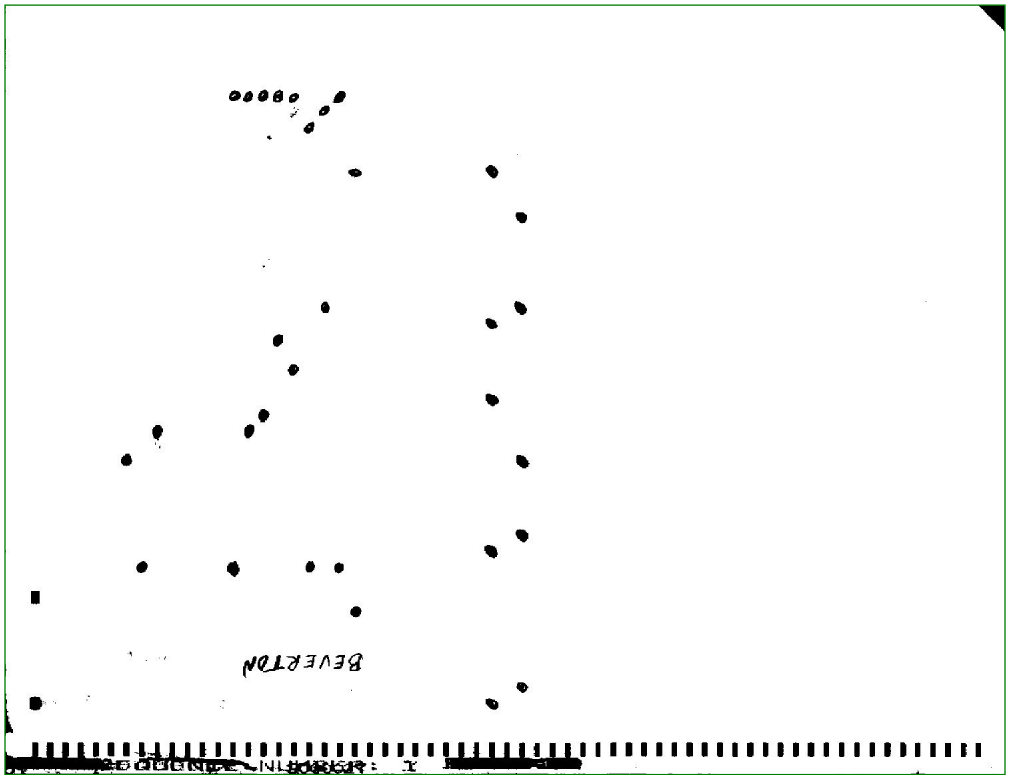

Student Grade Report

WRIGHT STATE UNIVERSITY

Filter: Test Name = SOC 2000

Legend: Incorrect:

Student: CAT ,GRUMPY,U77654311

	Grade	Total Score	Score (%)
Overall	A	28 / 29	96.55

Responses

Question	Response	Correct Answer	Question	Response	Correct Answer	Question	Response	Correct Answer
Item1	A		Item12	BLANK		Item22	BLANK	
Item2	A		Item13	BLANK		Item23	BLANK	
Item3	B		Item14	BLANK		Item24	BLANK	
Item4	B		Item15	BLANK		Item25	BLANK	
Item5	D		Item16	BLANK		Item26	BLANK	
Item6	B		Item17	BLANK		Item27	BLANK	
Item7	D		Item18	BLANK		Item28	BLANK	
Item8	A		Item19	BLANK		Item29	BLANK	
Item9	C		Item20	BLANK		Item30	BLANK	
Item10	**(A,E)**	MULT	Item21	BLANK				

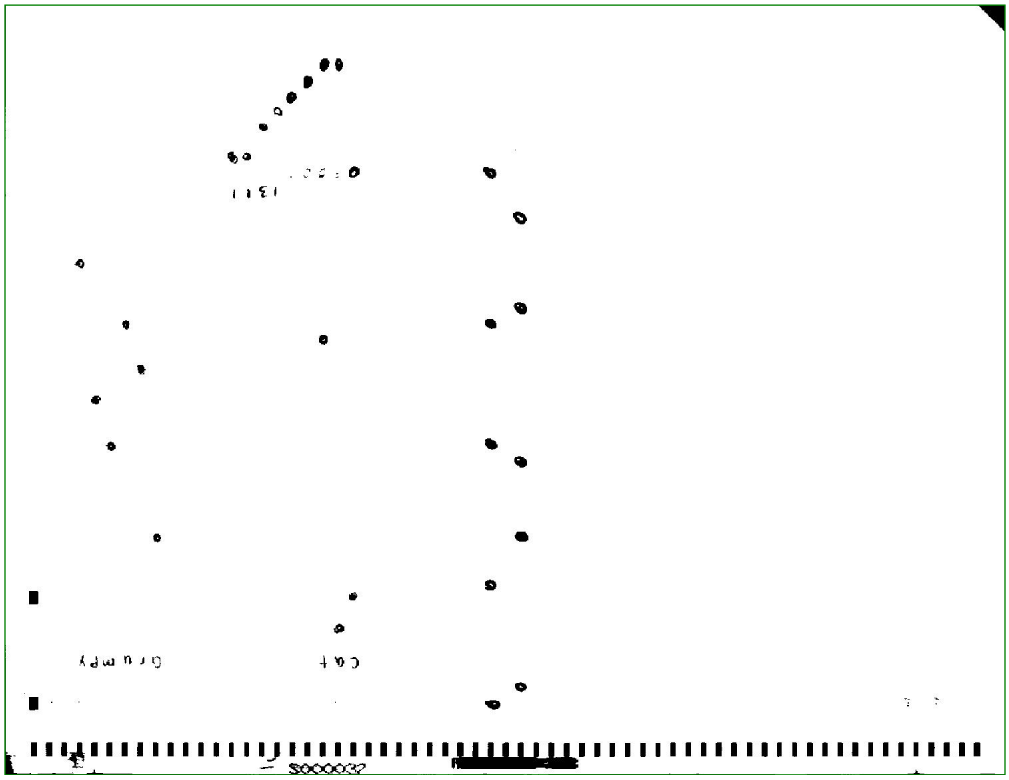

Student Grade Report

WRIGHT STATE UNIVERSITY

Filter: Test Name = SOC 2000

Legend: Incorrect:

Student: EVERDEEN ,KATNIS,U66600024

	Grade	Total Score	Score (%)
Overall	B	25 / 29	86.21

Responses

Question	Response	Correct Answer
Item1	A	
Item2	**B**	A
Item3	B	
Item4	B	
Item5	**E**	D
Item6	B	
Item7	**B**	D
Item8	A	
Item9	C	
Item10	**(A,E)**	MULT

Question	Response	Correct Answer
Item12	BLANK	
Item13	BLANK	
Item14	BLANK	
Item15	BLANK	
Item16	BLANK	
Item17	BLANK	
Item18	BLANK	
Item19	BLANK	
Item20	BLANK	
Item21	BLANK	

Question	Response	Correct Answer
Item22	BLANK	
Item23	BLANK	
Item24	BLANK	
Item25	BLANK	
Item26	BLANK	
Item27	BLANK	
Item28	BLANK	
Item29	BLANK	
Item30	BLANK	

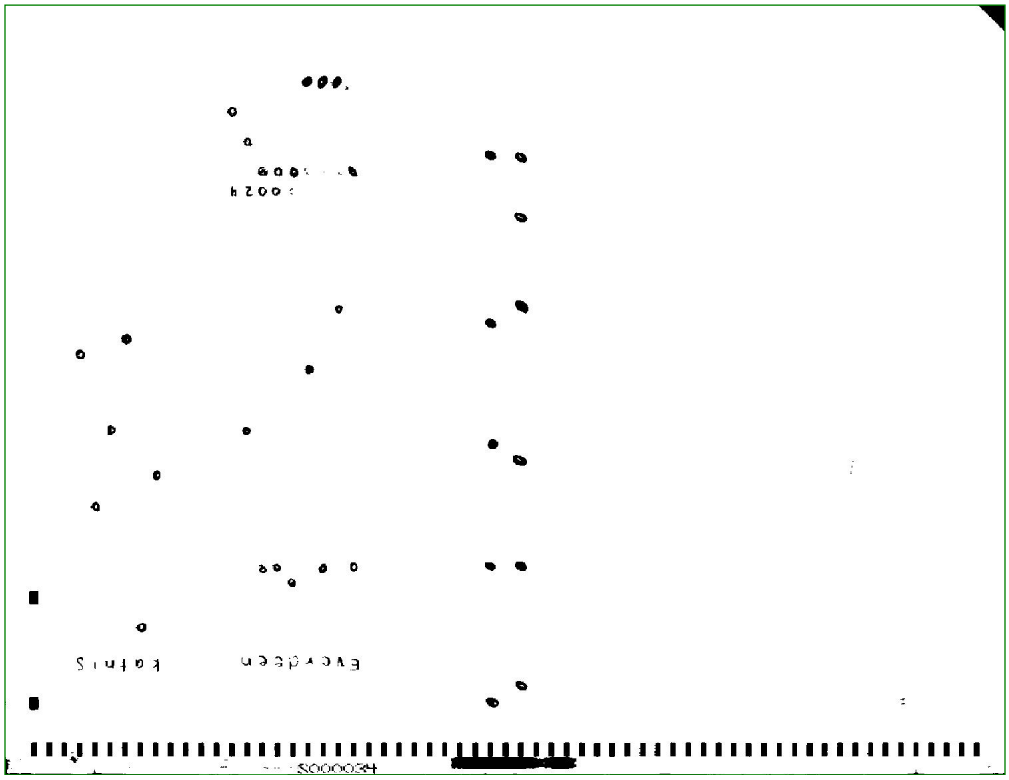

Student Grade Report

WRIGHT STATE UNIVERSITY

Filter: Test Name = SOC 2000

Legend: Incorrect:

Student: HALPERT ,JIM ,U77624433

	Grade	Total Score	Score (%)
Overall	A	27 / 29	93.10

Responses

Question	Response	Correct Answer
Item1	A	
Item2	A	
Item3	**C**	B
Item4	B	
Item5	D	
Item6	B	
Item7	D	
Item8	A	
Item9	C	
Item10	**A**	MULT

Question	Response	Correct Answer
Item12	BLANK	
Item13	BLANK	
Item14	BLANK	
Item15	BLANK	
Item16	BLANK	
Item17	BLANK	
Item18	BLANK	
Item19	BLANK	
Item20	BLANK	
Item21	BLANK	

Question	Response	Correct Answer
Item22	BLANK	
Item23	BLANK	
Item24	BLANK	
Item25	BLANK	
Item26	BLANK	
Item27	BLANK	
Item28	BLANK	
Item29	BLANK	
Item30	BLANK	



Student Grade Report

WRIGHT STATE UNIVERSITY

Filter: Test Name = SOC 2000

Legend: Incorrect:

Student: HOWE ,BOB ,U12345679

	Grade	Total Score	Score (%)
Overall	B	25 / 29	86.21

Responses

Question	Response	Correct Answer
Item1	A	
Item2	A	
Item3	**A**	B
Item4	**A**	B
Item5	**A**	D
Item6	B	
Item7	D	
Item8	A	
Item9	C	
Item10	**A**	MULT

Question	Response	Correct Answer
Item12	BLANK	
Item13	BLANK	
Item14	BLANK	
Item15	BLANK	
Item16	BLANK	
Item17	BLANK	
Item18	BLANK	
Item19	BLANK	
Item20	BLANK	
Item21	BLANK	

Question	Response	Correct Answer
Item22	BLANK	
Item23	BLANK	
Item24	BLANK	
Item25	BLANK	
Item26	BLANK	
Item27	BLANK	
Item28	BLANK	
Item29	BLANK	
Item30	BLANK	

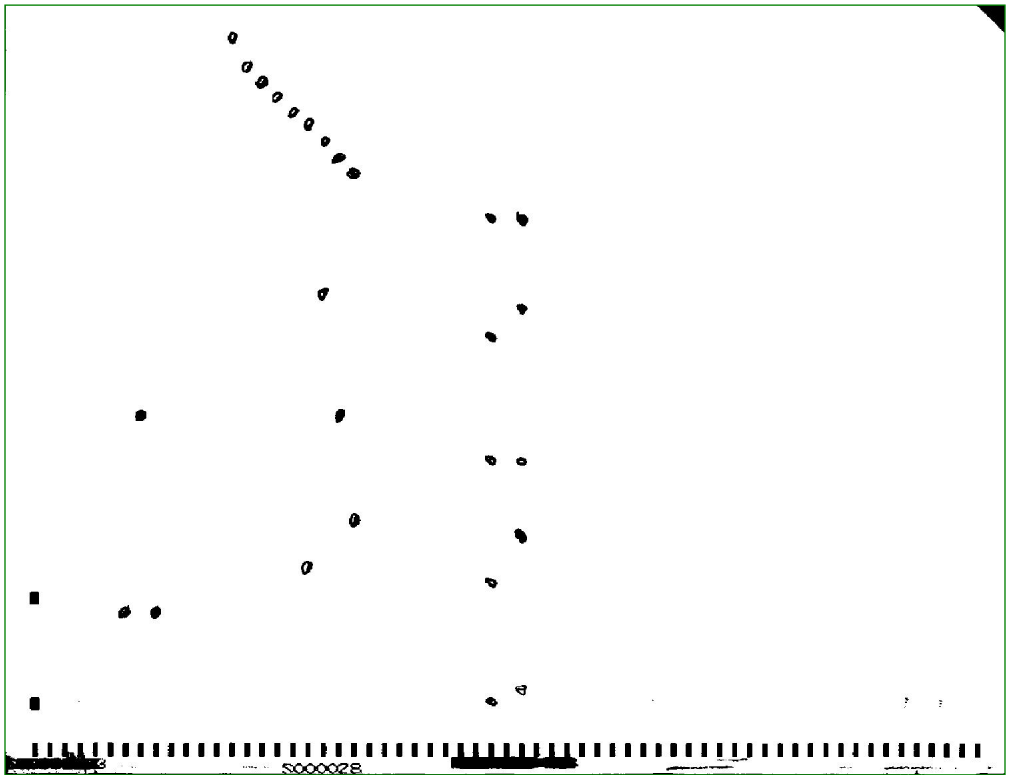

Student Grade Report

WRIGHT STATE UNIVERSITY

Filter: Test Name = SOC 2000

Legend: Incorrect:

Student: MILLER ,JACK,U76543210

	Grade	Total Score	Score (%)
Overall	A	27 / 29	93.10

Responses

Question	Response	Correct Answer
Item1	A	
Item2	A	
Item3	B	
Item4	B	
Item5	D	
Item6	B	
Item7	**A**	D
Item8	A	
Item9	C	
Item10	**(A,E)**	MULT

Question	Response	Correct Answer
Item12	BLANK	
Item13	BLANK	
Item14	BLANK	
Item15	BLANK	
Item16	BLANK	
Item17	BLANK	
Item18	BLANK	
Item19	BLANK	
Item20	BLANK	
Item21	BLANK	

Question	Response	Correct Answer
Item22	BLANK	
Item23	BLANK	
Item24	BLANK	
Item25	BLANK	
Item26	BLANK	
Item27	BLANK	
Item28	BLANK	
Item29	BLANK	
Item30	BLANK	



Student Grade Report

WRIGHT STATE UNIVERSITY

Filter: Test Name = SOC 2000

Legend: Incorrect:

Student: PROCTOR,PAM ,U088345678

	Grade	Total Score	Score (%)
Overall	C	22 / 29	75.86

Responses

Question	Response	Correct Answer	Question	Response	Correct Answer	Question	Response	Correct Answer
Item1	**B**	A	Item12	BLANK		Item22	BLANK	
Item2	**B**	A	Item13	BLANK		Item23	BLANK	
Item3	B		Item14	BLANK		Item24	BLANK	
Item4	B		Item15	BLANK		Item25	BLANK	
Item5	**B**	D	Item16	BLANK		Item26	BLANK	
Item6	B		Item17	BLANK		Item27	BLANK	
Item7	**B**	D	Item18	BLANK		Item28	BLANK	
Item8	**B**	A	Item19	BLANK		Item29	BLANK	
Item9	**B**	C	Item20	BLANK		Item30	BLANK	
Item10	**(A,E)**	MULT	Item21	BLANK				



Student Grade Report

WRIGHT STATE UNIVERSITY

Filter: Test Name = SOC 2000

Legend: Incorrect:

Student: REGGAT ,ALICE ,U12121212

	Grade	Total Score	Score (%)
Overall	A	27 / 29	93.10

Responses

Question	Response	Correct Answer
Item1	A	
Item2	**B**	A
Item3	B	
Item4	B	
Item5	D	
Item6	B	
Item7	D	
Item8	A	
Item9	C	
Item10	**D**	MULT

Question	Response	Correct Answer
Item12	BLANK	
Item13	BLANK	
Item14	BLANK	
Item15	BLANK	
Item16	BLANK	
Item17	BLANK	
Item18	BLANK	
Item19	BLANK	
Item20	BLANK	
Item21	BLANK	

Question	Response	Correct Answer
Item22	BLANK	
Item23	BLANK	
Item24	BLANK	
Item25	BLANK	
Item26	BLANK	
Item27	BLANK	
Item28	BLANK	
Item29	BLANK	
Item30	BLANK	

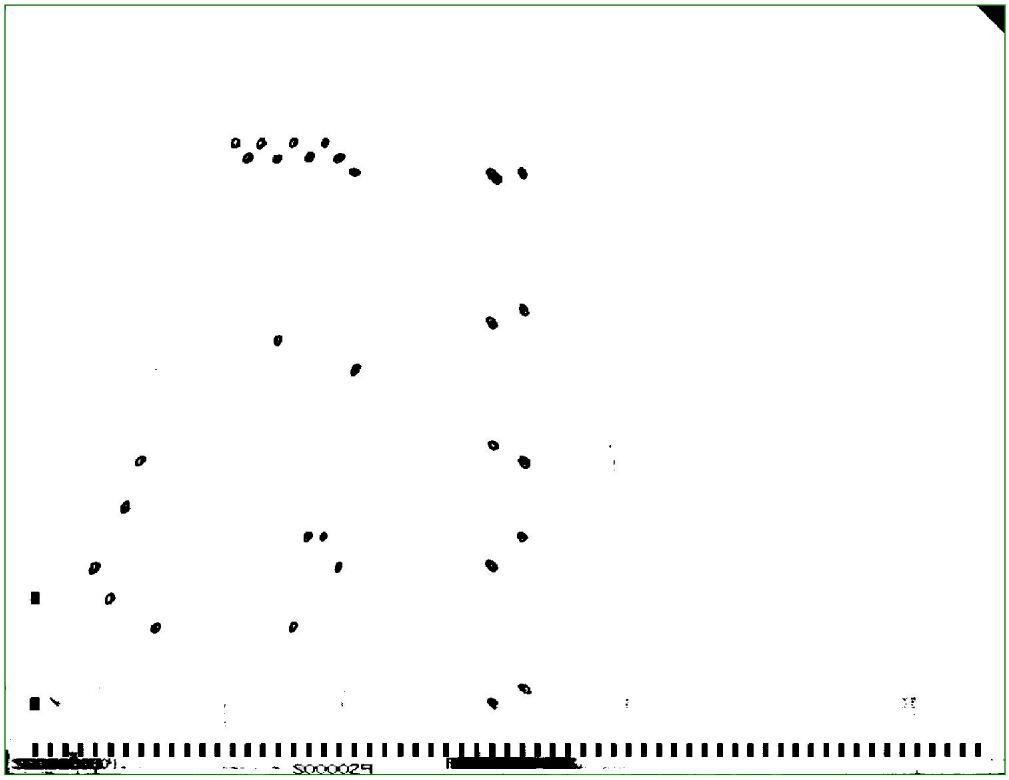

Student Grade Report

WRIGHT STATE UNIVERSITY

Filter: Test Name = SOC 2000

Legend: Incorrect:

Student: RIDDLE ,TOM ,U01234567

	Grade	Total Score	Score (%)
Overall	B	26 / 29	89.66

Responses

Question	Response	Correct Answer
Item1	**B**	A
Item2	A	
Item3	B	
Item4	B	
Item5	D	
Item6	**A**	B
Item7	D	
Item8	A	
Item9	C	
Item10	**(A,E)**	MULT

Question	Response	Correct Answer
Item12	BLANK	
Item13	BLANK	
Item14	BLANK	
Item15	BLANK	
Item16	BLANK	
Item17	BLANK	
Item18	BLANK	
Item19	BLANK	
Item20	BLANK	
Item21	BLANK	

Question	Response	Correct Answer
Item22	BLANK	
Item23	BLANK	
Item24	BLANK	
Item25	BLANK	
Item26	BLANK	
Item27	BLANK	
Item28	BLANK	
Item29	BLANK	
Item30	BLANK	



Student Grade Report

WRIGHT STATE UNIVERSITY

Filter: Test Name = SOC 2000

Legend: Incorrect:

Student: SPARROW ,JACK ,U033690100

	Grade	Total Score	Score (%)
Overall	A	27 / 29	93.10

Responses

Question	Response	Correct Answer
Item1	A	
Item2	A	
Item3	B	
Item4	B	
Item5	D	
Item6	B	
Item7	D	
Item8	A	
Item9	**A**	C
Item10	**E**	MULT

Question	Response	Correct Answer
Item12	BLANK	
Item13	BLANK	
Item14	BLANK	
Item15	BLANK	
Item16	BLANK	
Item17	BLANK	
Item18	BLANK	
Item19	BLANK	
Item20	BLANK	
Item21	BLANK	
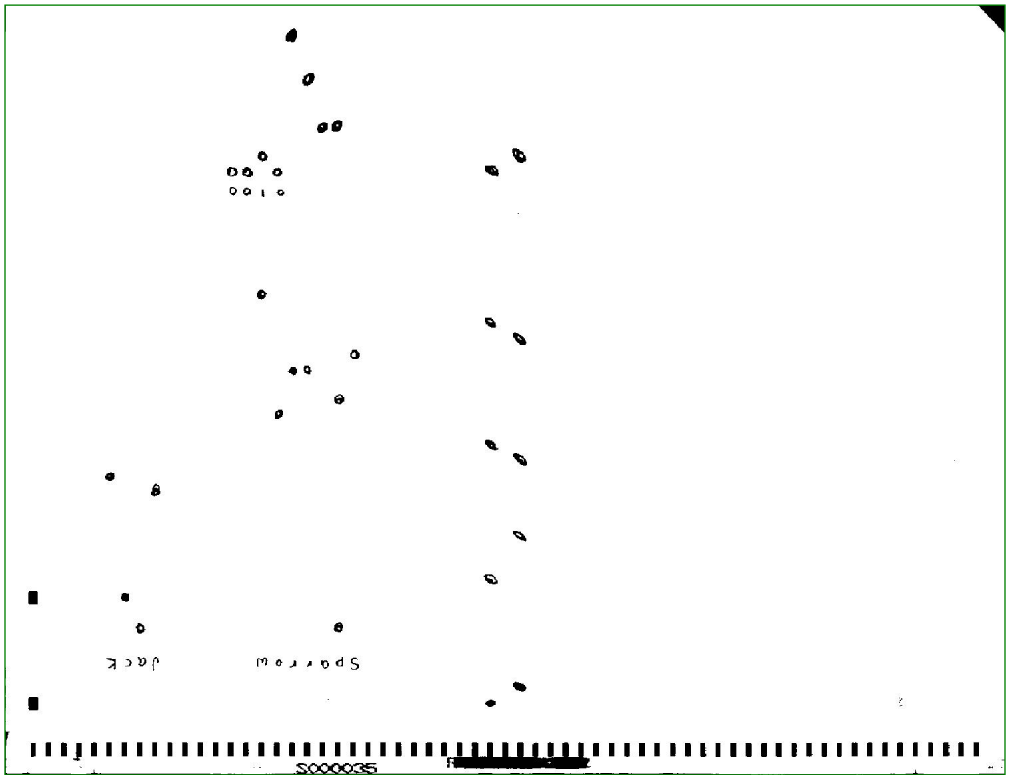
Question	Response	Correct Answer
Item22	BLANK	
Item23	BLANK	
Item24	BLANK	
Item25	BLANK	
Item26	BLANK	
Item27	BLANK	
Item28	BLANK	
Item29	BLANK	
Item30	BLANK