

**SOC 330, Criminology
Fall Quarter, 2007**

(with Dr. Jim Adamitis)



(Utilizing CAL – Computer Assisted Learning Designs)



**The Department of Sociology and Anthropology
Criminal Justice Program
Wright State University – Clayton Campus**

Best Viewed @ 800 x 600 Internet Explorer 6.0 or above (T-1 line or DSL or Broadband)



SOC 330, Criminology

Hi! This syllabus is for those students enrolled in our SOC 330, Criminology class for the 2007 Fall Quarter on the Clayton Campus. Please refer to this syllabus throughout the semester in order to stay informed. Thank you.

Dr. "A"

SOC 330, Criminology

Dr. James A. Adamitis

Department's Main Office: Millett Hall 270

Department's Main Phone: (937) 775-2667

Required text: Winslow, Robert W. and Sheldon X. Zhang. CRIMINOLOGY: A GLOBAL PERSPECTIVE. Upper Saddle River, NJ: Pearson/Prentice Hall. 2008.

ISBN - 13: 978-0-13-183902-1

Scheduled Meeting Times – Clayton Campus: 4:10 pm - 7:40 pm R



A WebCT course in criminology

COURSE REQUIREMENTS:

- **E**ach week you will be expected to complete the assigned CAL (Computer Assisted Learning) lessons by using your own personal computer or the computers made available to you on campus.
- **I**n addition to the weekly CAL lessons, there are 3 scheduled examinations. Each examination will cover:
1) the lecture presentations, 2) handout materials, and
3) select statements from your CAL assignments derived from your assigned text.

MAKE-UP EXAMINATIONS WILL ONLY BE PROVIDED FOR VERIFIED MEDICAL REASONS OR DOCUMENTED EMERGENCIES.

Final grades are computed on a mean basis, i.e., all three examinations will be equally averaged with the final mean score of the CAL (Computer Assisted Learning) lessons.

Structured quizzes may be given in class, if academic performance deems it necessary to assess each student's familiarity with the reading assignments as listed and scheduled in the syllabus.

- **C**lass attendance is expected and student participation during question and answer sessions is highly encouraged.
- **B**eyond two absences will result in 10 points being deducted from your final grade for each additional absence. One is expected to be present for the entire class session; arriving late or leaving before class is dismissed will count as an absence.

Aside from class attendance and participation, each student is to log on each week to do the weekly CAL (Computer Assisted Learning) lessons found in this course's [WebCT](#) site.

- **A**ll weekly computer assignments are to be completed on time! Failure to complete the weekly assignment will result in a -0-% score for the lesson missed and one will be prohibited from taking the scheduled examination containing material from the missed lesson; you will also receive a -0-% score for the exam as well.

There are a total of 15 computerized lessons specifically examining the reading materials assigned for a given week. You are to have read the material in the text prior to answering the questions given on the terminal for that week. After completing each computer session, your score will be given on the screen. At the end of the semester all 15 scores will be averaged and considered as one examination for the course. That score will then be averaged with the scores you earned from each of the three examinations given

in class.

You are to: 1) read the material before logging on, and 2) bring your text with you to help you in answering each question. You may repeat your computerized lesson as often as you wish.

HOWEVER, IT IS THE FIRST TIME YOU LOG ON AND YOUR FIRST SCORE FOR THAT PARTICULAR LESSON THAT WILL BE CONSIDERED FOR THE MEAN GRADE!

Note on Learning Disabilities

Students who may have a learning disability are asked to make an appointment with a representative from the Office of Disabilities Services for assistance and inform the instructor.

GRADING:

90% to 100% = A
80% to 89% = B
70% to 79% = C
60% to 69% = D
59% and below = F


Learning Outcomes:


Performance Indicators:



Global/Citizenship	Demonstrate knowledge about global criminological theories and issues.
Ethics	Describe ethical responsibilities in the context of professional and/or scholarly practices within the criminology discipline and the field of criminal justice.
Interdependence/Inter-disciplinary	Integrate knowledge and concepts across disciplines involving the development of criminology theories.
Socio-cultural Relationships	Explain the influence of social and cultural diversity on human systems as characterized by the various regulatory structures created.
Communication	Adapt messages (form and structure) to meet the needs of the audience and context as found in the criminal justice system.
Critical/Creative Thinking	Distinguish among categories of information, e.g., fact, opinion; relevant, irrelevant; biased, unbiased as postulated by select criminologists and criminal justice practitioners.



CLASS OUTLINE, FALL QUARTER 2007

<p>September 6 Thursday <u>First Class Meeting</u></p> <p><u>Initial assignment</u></p> <p>Complete “initial assignment” by September 10 Monday</p>	<p>Basic introduction to course requirements and initial lecture presentation.</p> <div style="text-align: center;">  </div> <p>Log into Wright State University’s WebCT site at: http://wisdom.wright.edu</p> <p>Please do the following: 1) review the on-line electronic syllabus, 2) activate the CAL (Computer Assisted Learning) site and complete SAMPLE CAL 100 LESSON. Follow the instructions in: “How do I begin the quiz?” “Answering questions.” “Submitting the quiz for grading.” and “Troubleshooting.”</p> <p>(September 6 to September 12) Do CAL Lesson # 1 Chapter 1 – “Criminology in a Fast-Changing World,” pp. 1-27.</p>
<p>September 10 Monday</p>	<p>Last day to register, add classes, or withdraw & receive 100% refund of fees. Last day to change audit status</p>
<p>September 11 Tuesday</p>	<p>70% refund of fees begins.</p>
<p>September 13 Thursday <u>Second Class Meeting</u></p>	<p>(September 13 to September 19) Do CAL Lesson # 2 Chapter 2 – “Extent and Trends in Crime,” pp. 28-74. <u>and</u> Do CAL Lesson # 3 Chapter 3 – “Historical Theories of Crime,” pp. 75-101.</p>
<p>September 19 Wednesday</p>	<p>Last day to withdraw and receive 70% refund of fees. Late registration/add fee of \$250 begins.</p>
<p>September 20 Thursday <u>Third Class</u></p>	<p>(September 20 to September 25) Do CAL Lesson # 4 Chapter 4 – “Sociological Theories of Crime,” pp. 103-124.</p>

<u>Meeting</u>	<u>and</u> Do CAL Lesson # 5 Chapter 5 – “Contemporary Theories of Crime,” pp. 125-162. Note: All CAL Lessons # 1 thru # 5 must be completed by Tuesday, September 25 th .
September 24 Monday	Last day for ALL students to drop a class without a grade.
September 27 Thursday <u>Fourth Class Meeting</u>	 FIRST EXAMINATION (Chapters 1 thru 5) (September 27 to October 3) Do CAL Lesson # 6 Chapter 6 – “Criminal Homicide,” pp. 163-217.
October 4 Thursday <u>Fifth Class Meeting</u>	(October 4 to October 10) Do CAL Lesson # 7 Chapter 7 – “Forcible Rape,” pp. 219-262 <u>and</u> Do CAL Lesson # 8 Chapter 8 – “Robbery,” pp. 263-298.
October 11 Thursday <u>Sixth Class Meeting</u>	(October 11 to October 17) CAL Lesson # 9 Chapter 9 – “Assault,” pp. 299-352. <u>and</u> Do CAL Lesson # 10 Chapter 10 – “Sneak Thieves: Burglary, Larceny, and Motor Vehicle Theft,” pp. 353-424.
October 18 Thursday <u>Seventh Class Meeting</u>	(October 18 to October 18 October 23) Do CAL Lesson # 11 Chapter 11 – “Organized Crime,” pp. 425-480. <u>and</u> Do CAL Lesson # 12 Chapter 12 – “The Drug Trade,” pp. 481-515. Note: All CAL Lessons # 6 thru # 12 must be completed by Tuesday, October 23 rd .
October 22 Monday	Last day for ALL students to drop a class with a grade of “W.”

October 25 Thursday <u>Eighth Class</u> <u>Meeting</u>	 SECOND EXAMINATION (Chapters 6 thru 12). (October 25 to October 31) Do CAL Lesson # 13 Chapter 13 – “The Sex Trade,” pp. 516-556.
November 1 Thursday <u>Ninth Class</u> <u>Meeting</u>	(November 1 to November 7) Do CAL Lesson # 14 Chapter 14 – “White-Collar Crime,” pp. 557-614.
November 8 Thursday <u>Tenth Class</u> <u>Meeting</u>	(November 8 to November 13) Do CAL Lesson # 15 Chapter 15 – “Terrorism,” pp. 615-655. Note: All CAL Lesson # 13 thru # 15 must be completed by Tuesday, November 13th.
November 15 Thursday <u>Eleventh Class</u> <u>Meeting</u>	 THIRD EXAMINATION (Chapters 13 thru 15).
CAL LESSONS # 1 thru 12	20 STATEMENTS PER CAL LESSON @ 5 points each.
CAL LESSONS # 13 thru 15	25 STATEMENTS PER CAL LESSON @ 4 points each.



VIDEOS

Introduction to the Criminal Justice System (2004) - American Correctional Association (3 part series)

Understanding the Criminal Justice System (2005) - CNN

Quiz Introduction: SAMPLE CAL 100

Before you start the quiz

The quiz questions

- The questions for this quiz will be presented to you one at a time.
- The questions may be answered in any order. If you want, you may revisit questions after you have answered them.

How do I begin the quiz?

To begin the quiz, click **Begin quiz** at the bottom of these instructions. The *quiz screen* appears in a new browser window. **Note:** please allow the quiz to load completely before attempting to do anything else.

Begin quiz

When you are in the quiz

What do you see?

1. Quiz summary information
 - a. the title of the quiz
 - b. your name
 - c. your start time
 - d. the time allowed
 - e. the number of questions
2. The quiz questions, and a place for you to answer
3. Your progress
 - a. the time remaining for you to complete the quiz.
 - b. the questions you have not answered (yellow dot)
 - c. the questions you have answered and saved (blue check mark)
 - d. the answered questions you have edited but not saved (red exclamation mark)

Answering questions

To save your answer to a question, click **Save answer**. **Note:** this will ensure that any work you have done is not lost, in the event of any technical problems (see Troubleshooting below). This also allows you to revisit questions and make changes, if your instructor has allowed this in the quiz.

Submitting the quiz for grading

To submit the quiz for grading, click **Finish**. A confirmation message appears. Click **OK**. The *Quizzes and Surveys* screen appears. **Note:** you must click **OK** for your quiz to be submitted for grading.

Troubleshooting

Browser configuration

(see your browser's documentation for details of how to do this)

- enable javascript
- set your browser to check for newer versions of pages, every time

Javascript errors

If you encounter a javascript error when you try to begin a quiz, close down the browser *completely*, and restart it.

Browser/computer crashes

If you experience a browser or computer crash during a quiz, when you begin the quiz again, the answers that you previously saved will be there. **Note:** any time that your computer or browser is unavailable during a quiz will be considered to be part of your total completion time for the quiz.