# WRIGHT STATE UNIVERSITY
## Current Funds Budget
## Fiscal Year 2007-2008

**PREPARED BY**
**THE OFFICE OF BUDGET PLANNING AND RESOURCE ANALYSIS**

# FORWARD

The *Current Funds Budget* details the university's operating budget for fiscal year ending June 30, 2008. This publication is divided into two distinct components. The first component is an executive summary which reflects the proposed current funds budget as reviewed in the special Board of Trustees Presentation on July 6, 2007. Within this component you will find the actual Current Funds Budget and resolutions approved by the Board of Trustees on July 6, 2007. The second component, budget detail, highlights the budget for current unrestricted expenditure accounts and appropriate summary roll-ups.

Budgetary data presented within the executive summary is predominately based on the functional classification of expenditures and the source of revenues. Data presented within the budget detail section is summarized by organizational hierarchy.

If you have any questions regarding the *Current Funds Budget* publication, call the Office of Budget Planning and Resource Analysis on ext. 2408.

# WRIGHT STATE UNIVERSITY

**Board of Trustees** Mr. Don R. Graber – Chair
Mr. Robert C. Nevin – Vice Chair
Mr. J. Thomas Young – Secretary
Mr. Michael Adams
Ms. Jamie King
Mr. Larry Klaben
Dr. John C. Kunesh
Ms. Bonnie G. Langdon
Mr. Vishal Soin
Mr. James Borchers – Student Trustee

**Executive Officers**
Dr. David R. Hopkins, President
Dr. Steven R. Angle, Provost
Dr. Dan Abrahamowicz, Vice President for Student Affairs
Dr. Jack A. Bantle, Vice President for Research and Graduate Studies
Dr. Matthew V. Filipic, Vice President for Business and Fiscal Affairs and Treasurer
Dr. Lillie P. Howard, Senior Vice President for Curriculum and Instruction
Ms. Gwen M. Mattison, General Counsel
Ms. Marcia G. Muller, Vice President for University Advancement
Dr. Robert J. Sweeney, Executive Vice President for Planning and Secretary to the Board of Trustees

**Prepared by:**
The Office of Budget Planning and Resource Analysis
Mr. Keith Ralston, Associate Vice President

***WRIGHT STATE UNIVERSITY***

***Current Funds Budget***

**Fiscal Year 2007-2008**

**TABLE OF CONTENTS**

# EXECUTIVE SUMMARY


**Page**

**A. Budget Update** ..... 1
Highlights of State Budget - 1 ..... 3
Highlights of State Budget - 2 ..... 6
Highlights of State Budget - 3 ..... 7
Implications for WSU – Budget - 1 ..... 8
Implications for WSU – Budget - 2 ..... 9
Implications for WSU – Budget - 3 ..... 10
**B. The Plan and The Budget** ..... 11
Current Funds Unrestricted Budget Proforma - Fiscal Year 2008 ..... 13
Current Funds Budget – Fiscal Year 2008 ..... 14
Budget Drivers ..... 15
Strategic Plan – Our Future ..... 17
New Investments in Strategic Plan ..... 18
Future and Continuing Initiatives ..... 19
**C. Education and General Revenues** ..... 21
Budgeted Revenues – Fiscal Year 2008 ..... 23
Revenue Budget by Source – Unrestricted – Fiscal Year 2008 (graph) ..... 24
Educational and General Revenue Fund Budget – Fiscal Year 2008 (graph) ..... 25
Full-Time Annual Instruction & General Fees for Cohort 1 Students – Students Enrolled Prior to FY2003 – As of Fall Quarter 2007 (in-state only) ..... 27
Full-Time Annual Instruction & General Fees for Cohort 2 Students – Students First Enrolled in FY2003 – As of Fall Quarter 2007 (in-state only) ..... 28
Full-Time Annual Instruction & General Fees for Cohort 3 Students – Students First Enrolled in FY2004 or Later – As of Fall Quarter 2007 (in-state only) ..... 29
**D. Education and General Expenditures** ..... 31
Budgeted Expenditures – Fiscal Year 2008 ..... 33
Expense Budget By Account – Unrestricted – Fiscal Year 2008 (graph) ..... 34
Expense Budget By Unit – Unrestricted – Fiscal Year 2008 (graph) ..... 35
**E. Auxiliary Enterprises** ..... 37
Budgeted Revenues and Expenditures - Fiscal Year 2008 ..... 39
Summary of Auxiliary Operations - Fiscal Year 2008 ..... 40
Main Campus Bookstore ..... 41
Lake Campus Bookstore ..... 42

**TABLE OF CONTENTS**

**Page**

**E. Auxiliary Enterprises** (Cont'd)
Food Services ..... 43
Intercollegiate Athletics ..... 44
Nutter Center ..... 45
Parking and Transportation ..... 46
Residence Services ..... 47
Student Union ..... 48
Vending ..... 49
Residence Fees & Analysis per Quarter 2006-2007 to 2007-2008 ..... 50
Other Auxiliary Fees ..... 51
**F. Board of Trustees Resolutions** ..... 53
Current Funds Budget 2007-2008 Resolution ..... 55
Current Funds Budget - Fiscal Year 2008 ..... 56
Residence Fees & Analysis per Quarter 2006-2007 to 2007-2008 ..... 57
Other Auxiliary Fees ..... 58
Student Fee Increase Resolution ..... 59
Instruction & General Fee Analysis – Fall Quarter 2007 for Cohort 1 Students – Students Enrolled Prior to FY 2003 ..... 60
Instruction & General Fee Analysis – Fall Quarter 2007 for Cohort 2 Students – Students First Enrolled in FY 2003 ..... 61
Instruction & General Fee Analysis – Fall Quarter 2007 for Cohort 3 Students – Students First Enrolled in FY 2004 or Later ..... 62

# BUDGET DETAIL

**G. PRESIDENT** ..... 63
President ..... 65
Governing Board ..... 68
Office of General Counsel ..... 71
President Administration ..... 74
President ..... 76
United Way Campaign ..... 77
Wright Way Policies & Procedures ..... 78
President's Awards for Excellence ..... 79

# *WRIGHT STATE UNIVERSITY*
## *Current Funds Budget*
### Fiscal Year 2007-2008
### TABLE OF CONTENTS


**Page**

**G. PRESIDENT** (Cont'd)

African American Mentoring Program ..... 80
Emerging Initiatives ..... 81

**H. PROVOST** ..... 83

Provost ..... 85
Provost Academic ..... 89
Provost Non-Academic ..... 93
Affirmative Action Programs ..... 97
Computing & Telecommunications ..... 100
Computing Services Cost Recoveries ..... 103
R/E Client Svs Acquisition/Maintenance ..... 104
R/E CATS Administration ..... 105
Client Services ..... 106
R/E Client Services ..... 107
Information Services ..... 108
R/E Information Services ..... 109
Network Services ..... 110
R/E PrintWright ..... 111
R/E RESNET ..... 112
R/E Network & Desktop Services ..... 113
Systems Services ..... 114
R/E Systems Services ..... 115
Telecommunication Services ..... 116
R/E Telecommunication Services ..... 117
Kettering Center for Continuing Education ..... 118
R/E Kettering Ctr-Administration ..... 120
R/E Kettering Ctr-Inform Technology ..... 121
R/E Kettering Ctr-Inst Learn Retire ..... 122
R/E Kettering Ctr-Industry Programs ..... 123
Commencement ..... 124
Enrollment Management Division ..... 127
Financial Aid ..... 130
Word Processing Center ..... 132

**TABLE OF CONTENTS**

**Page**

## H. Provost (Cont'd)

Registrar ..... 133
Raider Center ..... 135
Transcript Distribution ..... 136
Veterans Affairs ..... 137
Undergraduate Admissions ..... 138
Facilities Planning ..... 140
Facilities Planning & Management ..... 141
Campus Exterior Improvements ..... 143
Human Resources ..... 144
University Wide Training Programs ..... 147
Fee Waivers-Retd Employees & Dependents ..... 148
Health Science Library Reimburse ..... 149
Health Science Library-Support ..... 151
President of the Faculty ..... 152
Provost ..... 155
Earnings Support-Provost ..... 158
Technology Fee Expenditures Budget ..... 159
University Art ..... 160
WSU Retirees Association ..... 161
Provost Other ..... 162
University Diversity Advisory Cncl ..... 166
Center for International Education ..... 179
R/E International Programs ..... 181
R/E International Std Exchange Program ..... 182
**College of Liberal Arts** ..... 183
College of Liberal Arts ..... 185
Applied Behavioral Sciences ..... 187
Art & Art History ..... 190
Religion Philosophy & Classics ..... 195
College of Liberal Arts Administration ..... 199
Dean's Office-Liberal Arts ..... 203
African & African-American Studies ..... 207
Communications ..... 208

# *WRIGHT STATE UNIVERSITY*
## *Current Funds Budget*
### Fiscal Year 2007-2008
### TABLE OF CONTENTS


**Page**

**College of Liberal Arts** (Cont'd)
Criminal Justice ..... 212
Center for Urban & Public Affairs ..... 215
R/E Ohio Certified Public Managers ..... 218
English Language & Literature ..... 219
English ..... 209
Speak Test ..... 223
R/E Project LEAP ..... 224
Geography ..... 225
History ..... 229
Humanities ..... 233
University Art Galleries ..... 237
Modern Languages ..... 241
Music ..... 245
NonWestern World ..... 256
Political Science ..... 259
Sociology & Anthropology ..... 263
Social Work ..... 267
Theatre Arts ..... 272
Urban Affairs ..... 279
Women's Studies ..... 283
**Raj Soin College of Business** ..... 287
Raj Soin College of Business ..... 289
Accountancy ..... 290
Economics ..... 294
Center for Economic Education ..... 298
Finance & Financial Services ..... 301
Information systems & Operations Mgmt ..... 305
Management ..... 309
Marketing ..... 313
Raj Soin College of Business Admin ..... 317
Dean's Office-Business Admin ..... 319
Summer Faculty RSCOB Dean ..... 320
Graduate Programs RSCOB ..... 321

# *WRIGHT STATE UNIVERSITY*
## *Current Funds Budget*
### Fiscal Year 2007-2008
### TABLE OF CONTENTS


**Page**

**Raj Soin College of Business** (Cont'd)
R/E MBA China Program ..... 322
R/E MS Logistics Program ..... 323
R/E MBA Lake Campus ..... 326
**College of Education & Human Services** ..... 325
College of Education & Human Services Admin ..... 327
Dean's Office-Education & Human Services ..... 330
Scholarships-CEHS ..... 333
Earnings Support-CEHS ..... 335
Communications & Technology ..... 348
Division of Professional Development ..... 353
Educational Leadership ..... 361
Human Services ..... 385
Education Resource Center ..... 402
Academic Support Services-CEHS ..... 408
Health Physical Ed & Recreation ..... 420
Professional Field Experiences ..... 438
Teacher Education ..... 445
Science Educator ..... 475
**College of Science & Mathematics** ..... 493
College of Science & Mathematics ..... 495
NeuroScience Cell Bio Physio ..... 497
Biomedical Science PhD Program ..... 501
Biological Sciences ..... 505
Biochemistry/Molecular Biology ..... 518
Chemistry ..... 522
Clinical Laboratory Science ..... 532
College of Science & Math Admin ..... 535
Biological Computing Initiative ..... 543
RIF-Premed Program ..... 544
Microbiology/Immunology Grad Program ..... 545
Science & Mathematics ..... 546
Junior Academy of Science ..... 547
Environmental Health Programs ..... 550

# *WRIGHT STATE UNIVERSITY*
## *Current Funds Budget*
### Fiscal Year 2007-2008
### TABLE OF CONTENTS


**Page**

**College of Science & Mathematics** (Cont'd)
Environmental Science ..... 553
Electronic Shop ..... 557
Geological Sciences ..... 560
Institute for Environmental Quality ..... 567
Instrument Shop ..... 572
Mathematics & Statistics ..... 575
R/E Internal Consulting ..... 580
Physics ..... 581
Psychology ..... 588
Pharmacology & Toxicology ..... 595
**School of Professional Psychology** ..... 599
School of Professional Psychology ..... 601
Counseling & Wellness Services ..... 603
Clinical Teaching-Ellis Institute ..... 609
School of Professional Psychology ..... 612
SOPP Operating Budget ..... 614
SOPP Scholarships & Fellowships ..... 621
Student Support Services-SOPP ..... 624
**College of Engineering & Computer Science** ..... 627
College of Engineering & Computer Science ..... 629
Biomed Indust & Human Factor Engr ..... 631
Technical Writing Support ..... 641
College of Engineering & Computer Science Admin ..... 643
Academic Support ..... 647
Recruiting Stdt Activities Outreach ..... 648
Engineering PhD Assistantships ..... 649
Earnings Support ..... 650
Recruitment/Retention of CECS Students ..... 652
R/E Supplemental Instructional Fee ..... 653
Freshman Engineering ..... 654
Computer Science ..... 657
Computer Engineering ..... 661
Electrical Engineering ..... 664

# *WRIGHT STATE UNIVERSITY*
## *Current Funds Budget*
### Fiscal Year 2007-2008
### TABLE OF CONTENTS


**Page**

**College of Engineering & Computer Science** (Cont'd)
Electronic Shop ..... 667
Instrument Shop ..... 670
Assistive Technology Center ..... 673
Mechanical & Materials Engineering ..... 676
**School of Medicine** ..... 681
School of Medicine ..... 683
NeuroSci Cell Bio Physiology ..... 685
Bio Lab Level 3-HIV Res Restr Facil ..... 688
Research Incentive Funds-NCBP ..... 689
Academic Affairs ..... 706
Summer Program-Yr2 Students Inner City ..... 709
Pathology Education ..... 710
Curriculum Supply Cost for Students ..... 711
Skills Assessments ..... 712
R/E OSCE for Med Students ..... 713
Simulated Patient Encounter ..... 714
R/E Teach Assoc-Medical Students ..... 715
Interdisciplinary Teaching Lab ..... 716
Anatomical Gift Program ..... 718
Biomedical Science PhD Program ..... 720
Business Office ..... 723
Off Campus Plant Operation & Mnt ..... 726
Cox-Administration ..... 727
Research Park Plant Operations & Main ..... 730
Yellow Springs Plant Operations-YSFHC ..... 733
Courier Services ..... 735
Facilities Leased ..... 738
Family Medicine Research Park Facilities ..... 739
Internal Medicine/Pediatrics Facilities ..... 740
Division of Health Sys Mgt Facilities ..... 741
Aerospace Medicine Facilities ..... 742
Elizabeth Place Lease/Facility Cost ..... 743
Facilities Operations ..... 744

# *WRIGHT STATE UNIVERSITY*
## *Current Funds Budget*
### Fiscal Year 2007-2008
### TABLE OF CONTENTS

**Page**

**School of Medicine** (Cont'd)


Network Services ..... 746
Curriculum IT Support ..... 748
Word Processing Center ..... 749
Biochemistry/Molecular Biology ..... 751
Magnetic Resonance ..... 764
Community Health ..... 766
Aerospace Medicine ..... 767
Center for Healthy Communities CHC ..... 769
Community Health Chair ..... 773
CITAR ..... 777
Weekend Intervention Program ..... 781
Ctr Intervention Treatment & Addiction Res ..... 782
Lifespan Health Research Center ..... 783
Division of Health Systems Mgmt HSM ..... 788
Masters in Public Health-SOM ..... 793
Division of Cancer Prevention ..... 795
Dermatology ..... 797
Development ..... 802
Emergency Medicine ..... 805
Faculty Affairs ..... 818
Continuing Medical Education Program ..... 822
Fordham Health Science Library ..... 824
Dunbar Library Allocation ..... 826
Family Medicine ..... 827
Fred A White Center Pharmacy ..... 848
Geriatrics ..... 851
Biomed & Human Factors Engineering ..... 856
Indirect Costs-Academic Support ..... 859
Indirect Costs-Institutional Support ..... 862
Indirect Costs-Student Services ..... 865
Medicine ..... 868
Graduate Medical Education-Medicine ..... 888
Integrated Internal Med Residency Pr ..... 889

# *WRIGHT STATE UNIVERSITY*
## *Current Funds Budget*
### Fiscal Year 2007-2008
### TABLE OF CONTENTS


**Page**

**School of Medicine** (Cont'd)
Office of Advancement ..... 890
Obstetrics & Gynecology ..... 893
Orthopedic Surgery ..... 902
Pharmacology & Toxicology ..... 911
Pediatrics ..... 929
Plant Allocation ..... 950
Public Relations ..... 954
Pathology ..... 956
Psychiatry ..... 962
Research Affairs ..... 974
Student Affairs & Admissions ..... 985
Medical Student Counseling ..... 991
School of Medicine Income ..... 992
School of Medicine Admin ..... 999
Scholarships ..... 1007
Surgery ..... 1010
**School of Nursing & Health** ..... 1023
College of Nursing & Health ..... 1025
Student Health ..... 1030
College of Nursing & Health Teaching ..... 1033
Support Activities ..... 1036
Teaching Undergraduate ..... 1038
COHN RN/BSN On-Campus ..... 1039
**Lake Campus** ..... 1041
Lake Campus ..... 1043
Lake Campus Admin ..... 1045
Lake Campus Academic Support ..... 1055
Lake Campus Bookstore ..... 1058
Lake Campus Computer Lab ..... 1061
Lake Campus Business & Admin ..... 1064
Lake Campus Education & Human Services ..... 1067
Lake Campus General Expense ..... 1072
Physical Plant-Lake ..... 1076

# *WRIGHT STATE UNIVERSITY*
## *Current Funds Budget*
### Fiscal Year 2007-2008
### TABLE OF CONTENTS


**Page**

**Lake Campus** (Cont'd)
Lake Campus Engineering Technology ..... 1077
Lake Campus Income ..... 1080
Lake Campus Liberal Arts ..... 1090
Lake Campus Science & Mathematics ..... 1093
Lake Campus Scholarships ..... 1096
Lake Campus Acad & Instructional Svcs ..... 1099
Marketing/Advertising-Lake ..... 1105
IDC from Central Campus-Stdt Svcs ..... 1106
Lake Campus Business Technologies ..... 1107
Lake Campus Engineer & Computer Sci ..... 1110
Lake Campus Student Activities ..... 1113
Lake Campus Library ..... 1117
**University College** ..... 1121
University College ..... 1123
Developmental Education Tutoring ..... 1126
University Writing Center ..... 1127
Learning Communities Seminars ..... 1129
Math Learning Center ..... 1130
Learning Communities Grants ..... 1131
University College Associate Dean ..... 1136
University College Teaching ..... 1137
**University Libraries** ..... 1143
University Library ..... 1145
Library Public Services ..... 1147
Dunbar Library ..... 1148
Fordham Library ..... 1152
Special Collections and Archives ..... 1156
Library Computing Services ..... 1160
Library Administration ..... 1164
Library Collection Services ..... 1167
Technical Services ..... 1169
Collection Development ..... 1170
Library Materials ..... 1171

# *WRIGHT STATE UNIVERSITY*
## *Current Funds Budget*
### Fiscal Year 2007-2008
### TABLE OF CONTENTS


Page

**I. Vice President for Business & Fiscal Affairs** ..... 1173

VP-Business & Fiscal Affairs ..... 1175
Budget Planning & Resource Analysis ..... 1185
Mini University ..... 1190
Liability Insurance ..... 1193
Casualty Insurance ..... 1194
Emergency Management ..... 1195
Automated External Defibrillator Program ..... 1196
Property Insurance ..... 1197
Business Services ..... 1199
Food Service ..... 1206
Laboratory Store ..... 1216
Main Campus Bookstore ..... 1219
Materials Management ..... 1222
Printing Services ..... 1225
Purchasing Department ..... 1236
Internal Audit ..... 1239
Facilities Management ..... 1244
Environmental Health & Safety ..... 1254
Parking & Transportation ..... 1258
Physical Plant Administration ..... 1262
University Controller ..... 1287
Bursar ..... 1291
Vending & Wright 1 Card ..... 1300
Accounts Payable ..... 1305
Payroll ..... 1313
Nutter Center ..... 1316

**J. Vice President Student Affairs** ..... 1355

VP-Student Affairs ..... 1357
Residence Services ..... 1365
Judicial Affairs ..... 1373
Student Activities ..... 1386
Student Union ..... 1400

# *WRIGHT STATE UNIVERSITY*
## *Current Funds Budget*
### Fiscal Year 2007-2008
### TABLE OF CONTENTS


**Page**

**Vice President Student Affairs** (Cont'd)

VP-Student Affairs ..... 1413
Intercollegiate Athletics ..... 1426
Men's Basketball ..... 1430
Women's Basketball ..... 1434
Baseball ..... 1437
Men's Cross Country ..... 1441
Women's Cross Country ..... 1443
Cheerleading Program ..... 1445
Emerald Jazz ..... 1449
Golf ..... 1452
Intercollegiate Athletic Admin ..... 1454
Softball ..... 1467
Summer Camps/Conferences ..... 1470
Men's Soccer ..... 1472
Women's Soccer ..... 1475
Men's Swimming ..... 1478
Women's Swimming ..... 1482
Women's Track ..... 1484
Men's Tennis ..... 1486
Women's Tennis ..... 1488
Women's Volleyball ..... 1490
Office of Disability Services ..... 1494
University Police Department ..... 1498
Student Health Services ..... 1501
Health Clinic ..... 1503
VP-Student Affairs ..... 1504
Student Support Services ..... 1511

**K. Vice President University Advancement** ..... 1513

VP-University Advancement ..... 1515
Office of Alumni Relations ..... 1518
Assistant VP for Public Affairs ..... 1521
Advancement Services ..... 1524

**TABLE OF CONTENTS**

**Page**

**Vice President University Advancement** (Cont'd)
Communications & Marketing ..... 1530
Campus Wide Information System ..... 1533
Outreach ..... 1534
University Development ..... 1536
VP-University Advancement Admin ..... 1539

**L. Vice President Research & Graduate Studies** ..... 1543
VP-Research & Graduate Studies ..... 1545
Graduate Studies ..... 1548
Research Incentive Fund ..... 1553
Research & Sponsored Programs ..... 1557
Technology Transfer Administration ..... 1560
VP-Research & Graduate Studies Admin ..... 1561
Wright Center of Innovation ..... 1565
Wright State Research Institute ..... 1568

**M. Senior Vice President Curriculum & Instruction** ..... 1571
VP-Curriculum & Instruction ..... 1573
VP-Curr & Instru-Academic Affairs ..... 1577
Asian/Hispanic/Native American Center ..... 1579
Bolinga Black Cultural Resource Center ..... 1582
Center for Teaching & Learning ..... 1587
General Education Program ..... 1595
Honors Program ..... 1598
Minority Student Sup Service ..... 1602
PreCollege Programs ..... 1605
Residential College Credit Institute ..... 1609
Svs Learn/Civic Engagement ..... 1611
Air Force ROTC ..... 1614
Army ROTC ..... 1617
Women's Center ..... 1620
VP-Curriculum & Instruction Admin ..... 1623

# *WRIGHT STATE UNIVERSITY*
## *Current Funds Budget*
### Fiscal Year 2007-2008
### TABLE OF CONTENTS


**Page**

**Senior Vice President Curriculum & Instruction** (Cont'd)

Undergraduate Education ..... 1626
SDA-VP Curriculum & Instruction ..... 1627
Supplemental Faculty Development Leave ..... 1628
Ledger 3 Support – VP Curriculum ..... 1629
Office of Multicultural & Gender Affairs ..... 1630
Misc Provost Approved Fee Waivers ..... 1631
SOCHE Registration ..... 1633
VP-Curriculum & Instruction ..... 1633
Writing Across the Curriculum ..... 1643
AVP-Articulation & Transfer ..... 1644

**N. Other Institutional** ..... 1647
Other Institutional (Revenue & Oth) ..... 1649
Other Institutional Revenue ..... 1652
Other Institutional Revenue-Subsidy ..... 1654
Other Institutional Revenue-Student Fees ..... 1659
I&G Fee Revenue ..... 1660
Main Campus 75/25 Split ..... 1665
Education Credit Workshops-Graduate ..... 1666
Education Credit Workshops-Undergrad ..... 1667
CONH-Offcampus RN/BSN Program ..... 1668
Center on Economic Education-Graduate ..... 1669
MS Logistics ..... 1675
Tuition Revenue ..... 1682
Non-Resident Surcharge-Gen Univ ..... 1683
Other Student Charges ..... 1684
Application Fee-General University ..... 1685
Other Institutional Revenue-Other ..... 1692
Facilities & Administrative Revenue ..... 1693
Grant & Contract Income ..... 1694
Other Institutional Revenue-Misc ..... 1695

# *WRIGHT STATE UNIVERSITY*
## *Current Funds Budget*
### Fiscal Year 2007-2008
### TABLE OF CONTENTS

**Page**

**Other Institutional** (Cont'd)


Service Charges-Loan Fund ..... 1696
Administrative Fees-Government Agency ..... 1699
Design Income from State of Ohio ..... 1698
Administrative Fees-Other ..... 1699
Rental Income-Mini University ..... 1700
SOPP Income ..... 1701
Other Institutional Revenue-Investment Inc ..... 1702
Other Institutional ..... 1706
General Cost Recovery ..... 1708
Academic Support Cost Recovery ..... 1709
Plant Cost Recovery ..... 1712
Student Services Cost Recovery ..... 1717
Institutional Support Cost Recovery ..... 1720
Other Miscellaneous ..... 1724
Institutional Memberships ..... 1725
Institutional Support Budget Pools ..... 1727
Compensation Pool ..... 1728
Banner Salary Reallocation/Backfill ..... 1729
Financial Plan Reserve ..... 1730
Inflationary Adjustments ..... 1731
Strategic Investments-Engagement ..... 1732
Base Budget Modification Pool ..... 1735
Capital Needs Budget Pool ..... 1736
Institutional Support Other ..... 1737
Unclassified Staff Advisory Council ..... 1738
Classified Staff Advisory Council ..... 1739
Nutter Center R&R & Debt Svc ..... 1740
E&G Support to Auxiliaries ..... 1741
Dependent Fee Waivers ..... 1742
Electrical Substation Debt ..... 1744
SDA-University ..... 1745
Science Debt ..... 1746
Enterprise Resource Planning Debt ..... 1747

**TABLE OF CONTENTS**

**Page**

**Other Institutional** (Cont'd)

General Scholarships..... 1748
Other Institutional Support-Loan Fd..... 1751
WSU Matching Federal Financial Aid ..... 1752
Workstudy Support ..... 1753
College Workstudy Program-Gen Support..... 1754

# A. Budget Update

WRIGHT STATE UNIVERSITY

# Highlights of State Budget - 1

- Higher Education is clearly the Top Priority
- Total Higher Education funding up 8.7% in 2008 and 3.2% in 2009
- Campus Funding Through SII up 5.6% in 2008 and 9.8% in 2009
- Much of the increased campus funding is intended to substitute for tuition increases, especially for in-state undergraduates.

WRIGHT STATE UNIVERSITY

# Total GRF Funding for Higher Ed, Including Debt Service

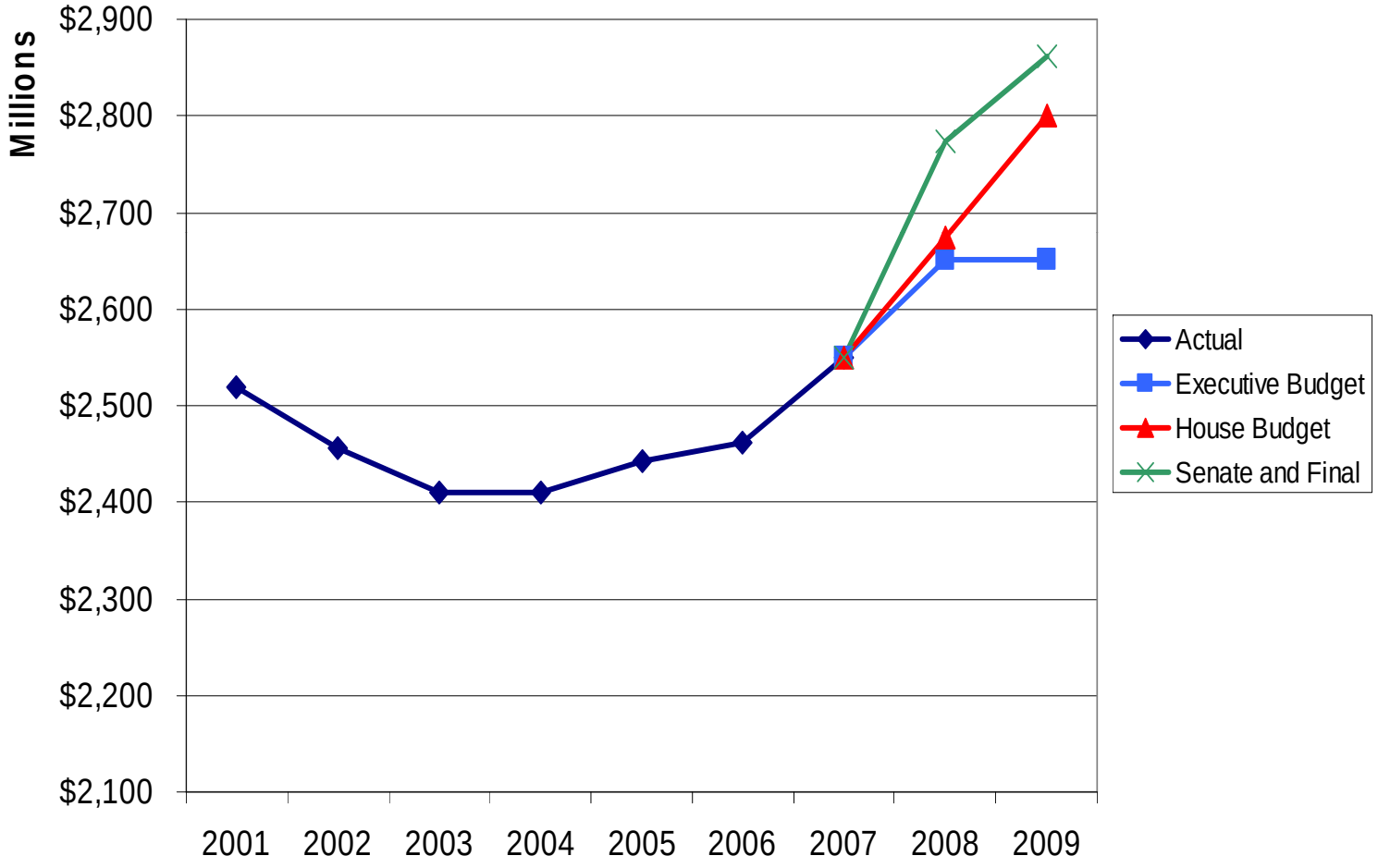

WRIGHT STATE UNIVERSITY

# Funding for Campuses Through SII: 2001 to 2009

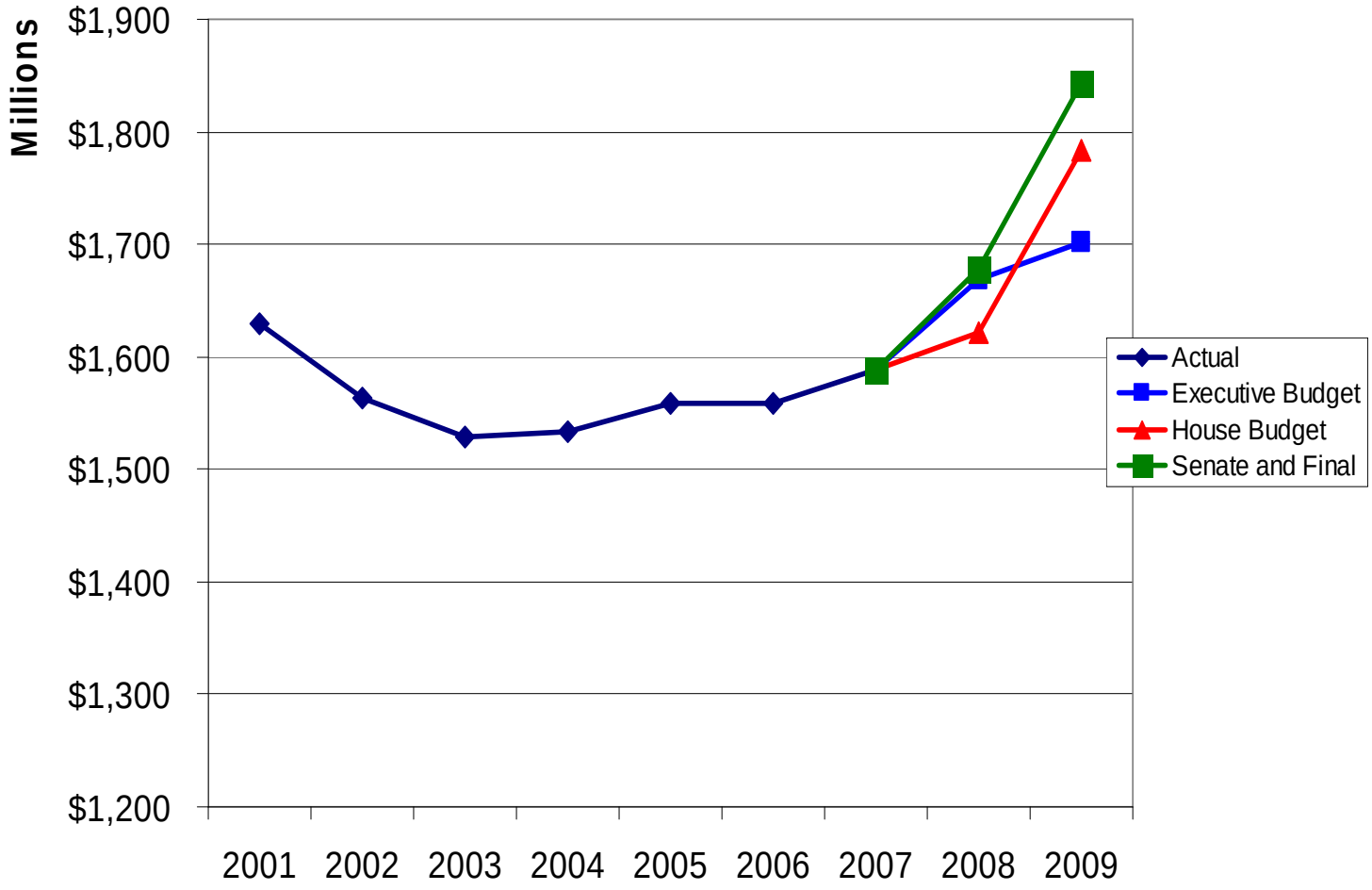

WRIGHT STATE UNIVERSITY

# Highlights of State Budget - 2

- No in-state undergraduate tuition increases for biennium – first time since early 1970's
- In return for increased support, campuses required to demonstrate efficiency savings of 1% in 2008 and 3% in 2009
- Continued phase in of *Ohio College Opportunity Grant*, the new and more generous state need-based aid program. Need based aid has grown from $129M in 2005 to $169M in 2009.
- New *Choose Ohio First* STEM scholarships. $50M per year, to be matched by local sources.

WRIGHT STATE UNIVERSITY

# Highlights of State Budget - 3

- New Ohio Research Scholars program to attract research teams to Ohio campuses. Funded at $50M over the biennium, to be matched by local funds.
- Development Dept. budget earmarks $9M for Dayton Development Coalition for BRAC, Third Frontier, and technology commercialization.
- Modest increases for DAGSI and AFIT lines.

# Implications for WSU Budget - 1

- **2007-8 Budget conforms to the general principles laid out in May Budget Presentation:**
  - Constrained spending because of constrained revenue and requirement for increased efficiencies
  - Pay increases as previously announced
  - Substantial increase in health insurance costs
  - Allocation of funds for strategic investments

# Implications for WSU Budget - 2

- **However, this spending is now supported by a larger increase in state support and less tuition revenue from undergraduates:**
  - No undergraduate tuition increase
  - 4% increase in most graduate and professional programs
  - 5% increase in medical school tuition
- **The Senate's increase in funding for campuses was targeted to undergraduate instruction**

# Implications for WSU Budget - 3

- The 2008-2009 budget will see a somewhat larger increase in revenue
- But also more mandated efficiency savings
- And substantial new matching requirements to take advantage of new research and scholarship funds
- But these are much more positive challenges than we have faced in the recent past

# B. The Plan and The Budget

# Current Funds Unrestricted Budget Proforma Fiscal Year 2008

(000's)

| | General University | SOM | Auxiliaries | FY2008 Grand Total | FY 2007 Grand Total | Net Change | Percent Change |
|---|---|---|---|---|---|---|---|
| Sources | | | | | | | |
| Government Support | | | | | | | |
| State Share of Instruction | $ 69,494 | $ 10,655 | $ | $ 80,149 | $ 76,132 | $ 4,017 | 5.3% |
| Other State Support | 3,940 | 70 | | 4,010 | 3,822 | 188 | 4.9% |
| Local Support | 20 | | | 20 | 20 | - | 0.0% |
| Federal Support | 2,000 | 3,850 | | 5,850 | 4,950 | 900 | 18.2% |
| Government Support | 75,454 | 14,575 | - | 90,029 | 84,924 | 5,105 | 6.0% |
| Student Fees | | | | | | | |
| Instruction & General Fees | 118,584 | $ 11,399 | | 129,983 | 127,697 | 2,286 | 1.8% |
| Non-Resident Tuition | 5,270 | 171 | | 5,441 | 5,130 | 311 | 6.1% |
| Non-Credit Instruction | 1,156 | 310 | | 1,466 | 1,422 | 44 | 3.1% |
| Other | 2,603 | 182 | | 2,785 | 2,086 | 699 | 33.5% |
| Student Fees | 127,613 | 12,062 | - | 139,675 | 136,335 | 3,340 | 2.4% |
| Other Sources | | | | | | | |
| Private Gifts & Grants | 345 | 80 | 466 | 891 | 891 | - | 0.0% |
| Sales & Service | 2,689 | 2,966 | 13,793 | 19,448 | 20,315 | (867) | -4.3% |
| Miscellaneous | 1,516 | 424 | 3,060 | 5,000 | 5,373 | (373) | -6.9% |
| Other Sources | 4,550 | 3,470 | 17,319 | 25,339 | 26,579 | (1,240) | -4.7% |
| | | | | - | | | |
| Investment Income | 7,242 | 300 | 120 | 7,662 | 6,070 | 1,592 | 26.2% |
| | | | | - | | | |
| Total Sources | $ 214,859 | $ 30,407 | $ 17,439 | $ 262,705 | $ 252,908 | $ 9,797 | 3.9% |
| Uses | | | | | | | |
| Personnel | $ 146,940 | $ 24,161 | $ 9,085 | 180,186 | $ 171,548 | $ 8,638 | 5.0% |
| Operations | 63,294 | 6,246 | 8,354 | 77,894 | 76,700 | 1,194 | 1.6% |
| | | | | - | | | |
| Inflationary Adjustments | 1,250 | | | 1,250 | 850 | 400 | 47.1% |
| | | | | - | | | |
| Budget Reallocations | (2,150) | | | (2,150) | (1,000) | (1,150) | 115.0% |
| Targeted Investments | | | | | | | |
| Strategic Plan | 2,775 | | | 2,775 | 2,810 | (35) | -1.2% |
| Technology | 1,250 | | | 1,250 | 500 | 750 | 150.0% |
| Capital Needs | 1,500 | | | 1,500 | 1,500 | - | 0.0% |
| Total Targeted | 5,525 | | | 5,525 | 4,810 | 715 | 14.9% |
| | | | | - | | | |
| Total Uses | $ 214,859 | $ 30,407 | $ 17,439 | 262,705 | $ 252,908 | $ 9,797 | 3.9% |

## *WRIGHT STATE UNIVERSITY*

Current Funds Budget
Fiscal Year 2008

| Revenues: | | Expenditures: | |
|---|---|---|---|
| Government Support | | Educational and General | |
| State Share of Instruction | $ 80,149,145 | Instruction & Depart. Research | $ 114,289,565 |
| Other State Support | 29,029,236 | Separately Budgeted Research | 31,326,272 |
| Local Support | 423,653 | Public Service | 12,594,194 |
| Federal Support | 45,775,683 | Student Services | 15,506,688 |
| Subtotal | 155,377,717 | Academic Support | 82,662,717 |
| | | Institutional Support | 39,793,051 |
| | | Operation & Maintenance of Plant | 15,371,262 |
| Student Fees | | Scholarships | 37,082,250 |
| Instruction & General Fees | 129,983,307 | | |
| Non-Resident Tuition | 5,441,059 | Total Educational & General Expenditures | 348,625,999 |
| Non-Credit Instruction | 1,466,347 | | |
| Other | 2,785,439 | Auxiliary Enterprises Expenditures | 25,722,801 |
| Subtotal | 139,676,152 | | |
| Other Sources | | Transfers | |
| Private Gifts & Grants | 52,628,859 | Debt Payment-Mandatory | 5,357,584 |
| Sales & Service | 19,448,610 | Renewal & Replacement | 2,237,154 |
| Miscellaneous | 4,999,675 | | |
| Subtotal | 77,077,144 | Total Transfers | 7,594,738 |
| Investment Income | 7,662,525 | Required Reallocations | (2,150,000) |
| Total Revenues | $ 379,793,538 | Total Expenditures & Transfers | $ 379,793,538 |

WRIGHT STATE UNIVERSITY

# Budget Drivers

- **Enrollment Assumptions**
  - Undergraduate Student Credit hour revenues assumed to be essentially flat
  - Enrollment applications from in-state relatively constant
  - Enrollment applications from out of state down
  - Slight decrease in direct from high school enrollment as a percent of the Ohio's 12th grade enrollment

WRIGHT STATE UNIVERSITY

# Budget Drivers

- **Wage increases**
  - Collective bargaining
  - New minimum wage
  - Modest salary and wage pool

- **Benefits**
  - Continued significant increases in health insurance cost

WRIGHT STATE UNIVERSITY

# Strategic Plan – Our Future

- **Goal 1: Enhance learning experience**
  - Expand recruitment of high school and community college students
  - Diversify and enrich curriculum
  - Recruit and retain faculty and staff
  - Enhance student success
- **Goal 2: Partnerships through external funding and collaboration**
  - Enhance research support
  - Grow collaborative scholarship
  - Support eminent scholars
- **Goal 3: Extend our engagement**
  - Community service and dialogue
  - Community engagement in curriculum

# New Investments in Strategic Plan

- **Academic Programs**
  - Enhanced and New Programs
  - Recruit, Retain and Develop Faculty/Staff
  - Student Success Initiatives
  - Marketing and Recruitment Efforts
  - Collaborative Scholarship and Partnerships
  - Civic and Community Engagement
- **Technology**
- **Capital Needs**

WRIGHT STATE UNIVERSITY

# Future and Continuing Initiatives

- **Update Strategic Plan**
- **Achieve Savings to Meet State Requirements and Free Up Funds for New Investments**
- **Sustainability Efforts**
- **Refinement of Banner system**
- **New Round of Campus Cost Savings Initiatives**

# C. Education and General Revenues

## *WRIGHT STATE UNIVERSITY*

Budgeted Revenues

Fiscal Year 2008

| | Education and General | | | | | | **FY2008** |
|---|---|---|---|---|---|---|---|
| | Main Campus | Lake Campus | SOM | Total | **Auxiliaries** | Restricted | Grand Total |
| Revenues: | | | | | | | |
| Government Support | | | | | | | |
| State Share of Instruction | $ 67,159,018 | $ 2,335,127 | $ 10,655,000 | $ 80,149,145 | $ 0 | $ 0 | $ 80,149,145 |
| Other State Support | 3,702,985 | 236,734 | 70,000 | 4,009,719 | 0 | 25,019,517 | 29,029,236 |
| Local Support | 20,000 | 0 | | 20,000 | 0 | 403,653 | 423,653 |
| Federal Support | 2,000,000 | 0 | 3,850,000 | 5,850,000 | 0 | 39,925,683 | 45,775,683 |
| Subtotal | 72,882,003 | 2,571,861 | 14,575,000 | 90,028,864 | 0 | 65,348,853 | 155,377,717 |
| Student Fees | | | | | | | |
| Instruction & General Fees | 114,659,451 | 3,924,349 | 11,399,507 | 129,983,307 | 0 | 0 | 129,983,307 |
| Non-Resident Tuition | 5,257,000 | 12,913 | 171,146 | 5,441,059 | 0 | 0 | 5,441,059 |
| Non-Credit Instruction | 1,060,882 | 95,465 | 310,000 | 1,466,347 | 0 | 0 | 1,466,347 |
| Other | 2,553,489 | 49,950 | 182,000 | 2,785,439 | 0 | 0 | 2,785,439 |
| Subtotal | 123,530,822 | 4,082,677 | 12,062,653 | 139,676,152 | 0 | 0 | 139,676,152 |
| Other Sources | | | | | | | |
| Private Gifts & Grants | 300,000 | 44,503 | 80,000 | 424,503 | 465,521 | 51,738,835 | 52,628,859 |
| Sales & Service | 2,659,338 | 29,426 | 2,966,397 | 5,655,161 | 13,793,449 | 0 | 19,448,610 |
| Miscellaneous | 1,506,438 | 10,000 | 422,968 | 1,939,406 | 3,060,269 | 0 | 4,999,675 |
| Subtotal | 4,465,776 | 83,929 | 3,469,365 | 8,019,070 | 17,319,239 | 51,738,835 | 77,077,144 |
| Investment Income | 7,242,525 | 0 | 300,000 | 7,542,525 | 120,000 | 0 | 7,662,525 |
| Total Revenues | $ 208,121,126 | $ 6,738,467 | $ 30,407,018 | $ 245,266,611 | $ 17,439,239 | $ 117,087,688 | $ 379,793,538 |

# Revenue Budget by Source
# Unrestricted
# Fiscal Year 2008

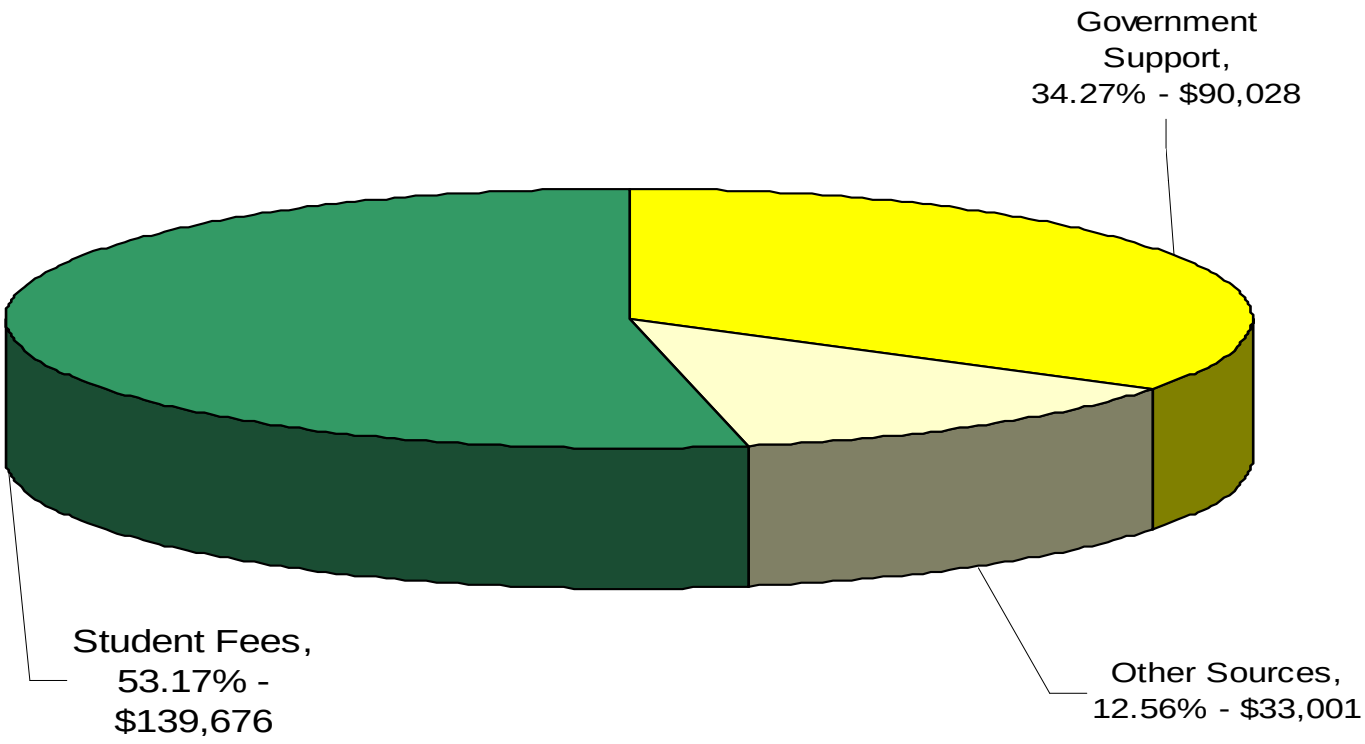

# Educational and General Revenue Fund Budget Fiscal Year 2008

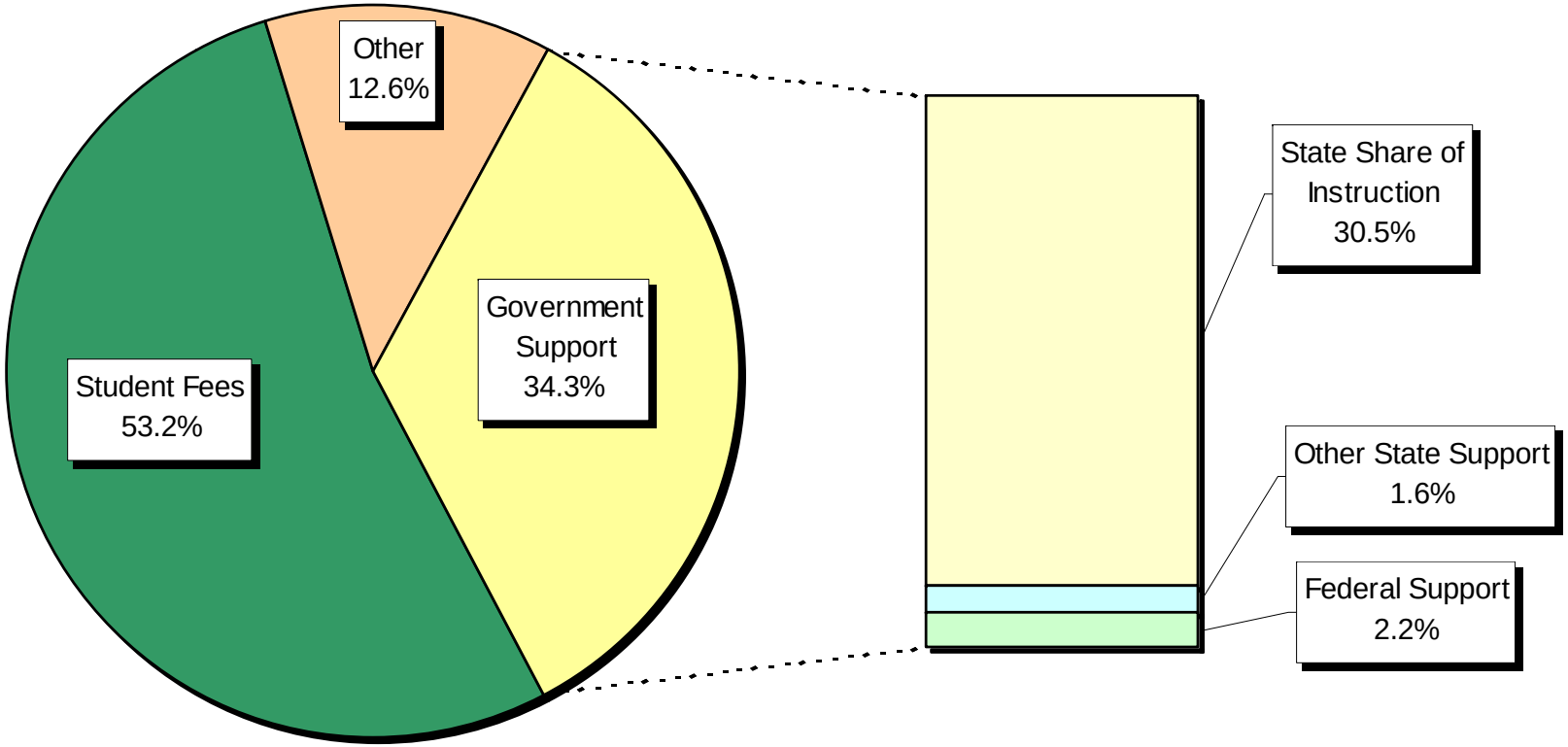

# Educational and General Revenue Fund Budget Fiscal Year 2008

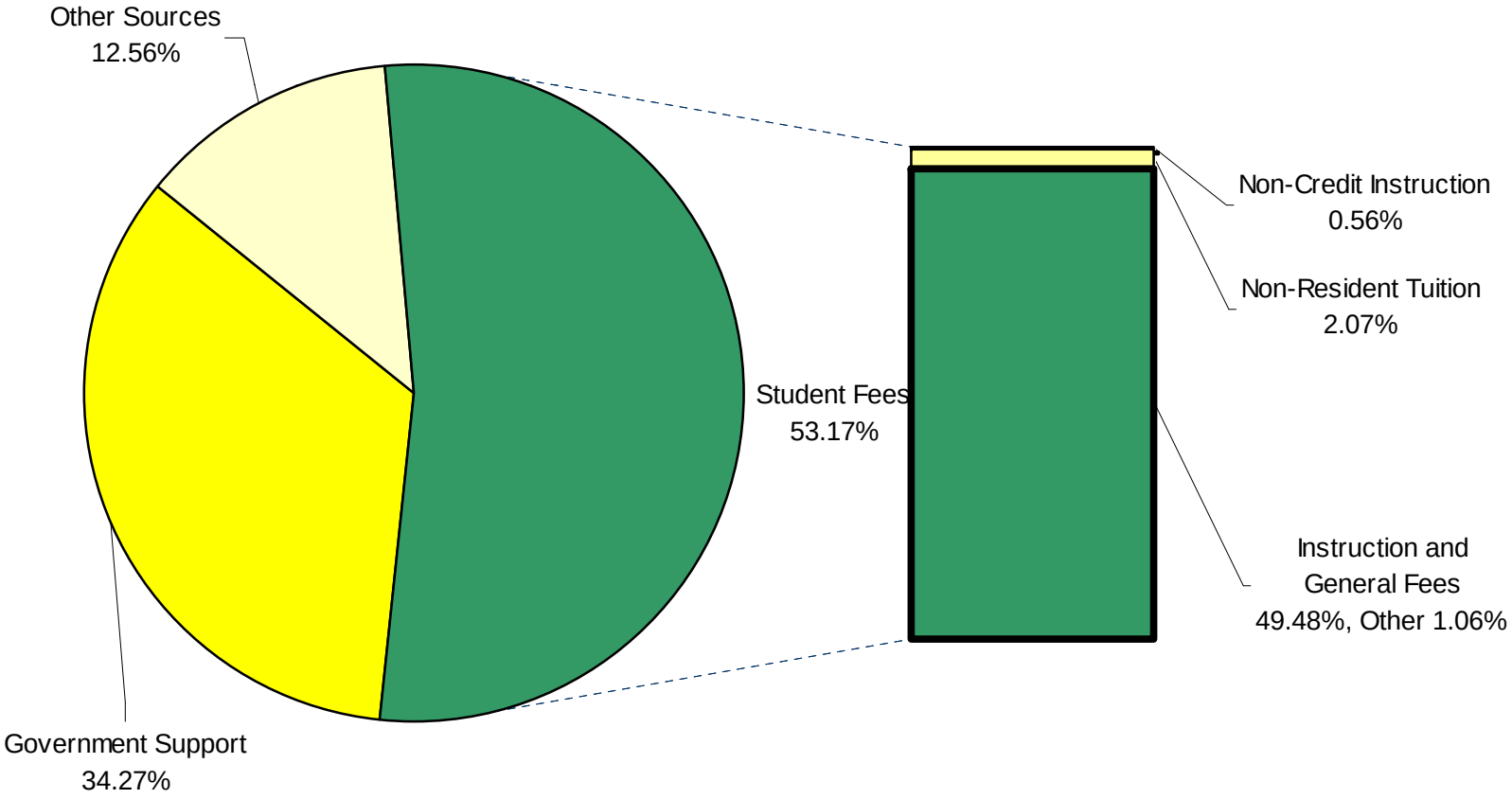

## *WRIGHT STATE UNIVERSITY*

Full-Time Annual Instruction & General Fees
for Cohort 1 Students
Students Enrolled Prior to FY2003
As of Fall Quarter 2007
(in-state only)

| | Fall 2006 | Fall 2007 |
|---|---|---|
| Main Campus Undergraduate | $ 6,756 | $ 6,756 |
| Main Campus Graduate | $ 9,114 | $ 9,477 |
| Lake Campus Undergraduate | $ 4,893 | $ 4,893 |
| Lake Campus Graduate | $ 9,114 | $ 9,477 |
| School of Medicine | $ 24,366 | $ 25,586 |
| School of Professional Psychology | $ 10,686 | $ 11,112 |

## *WRIGHT STATE UNIVERSITY*

Full-Time Annual Instruction & General Fees
for Cohort 2 Students
Students First Enrolled in FY2003
As of Fall Quarter 2007
(in-state only)

| | Fall 2006 | Fall 2007 |
|---|---|---|
| Main Campus Undergraduate | $ 7,020 | $ 7,020 |
| Main Campus Graduate | $ 9,375 | $ 9,750 |
| Lake Campus Undergraduate | $ 4,893 | $ 4,893 |
| Lake Campus Graduate | $ 9,375 | $ 9,750 |
| School of Medicine | $ 24,366 | $ 25,586 |
| School of Professional Psychology | $ 10,947 | $ 11,385 |

## *WRIGHT STATE UNIVERSITY*

Full-Time Annual Instruction & General Fees
for Cohort 3 Students
Students First Enrolled in FY2004 or Later
As of Fall Quarter 2007
(in-state only)

| | Fall 2006 | Fall 2007 |
|---|---|---|
| Main Campus Undergraduate | $ 7,278 | $ 7,278 |
| Main Campus Graduate | $ 9,720 | $ 10,107 |
| Lake Campus Undergraduate | $ 4,893 | $ 4,893 |
| Lake Campus Graduate | $ 9,720 | $ 10,107 |
| School of Medicine | $ 24,366 | $ 25,586 |
| School of Professional Psychology | $ 11,355 | $ 11,808 |

# D. Education and General Expenditures

## *WRIGHT STATE UNIVERSITY*

Budgeted Expenditures

Fiscal Year 2008

| | Education and General | | | | | | **FY2008** |
|---|---|---|---|---|---|---|---|
| | Main Campus | Lake Campus | SOM | Total | **Auxiliaries** | Restricted | Grand Total |
| Instruction & Depart. Research | $ 76,311,334 | $ 2,520,980 | $ 10,339,319 | $ 89,171,633 | $ 0 | 25,117,932 | 114,289,565 |
| Separately Budgeted Research | 3,913,892 | 0 | 4,858,994 | 8,772,886 | 0 | 22,553,386 | 31,326,272 |
| Public Service | 2,423,693 | 233,903 | 1,584,150 | 4,241,746 | 0 | 8,352,448 | 12,594,194 |
| Student Services | 12,957,247 | 498,089 | 1,674,482 | 15,129,818 | 0 | 203,247 | 15,333,065 |
| Academic Support | 33,200,978 | 671,712 | 7,414,228 | 41,286,918 | 0 | 41,549,422 | 82,836,340 |
| Institutional Support | 36,442,095 | 1,176,007 | 1,759,949 | 39,378,051 | 0 | 415,000 | 39,793,051 |
| Operation & Maintenance of Plant | 12,666,878 | 570,488 | 2,083,896 | 15,321,262 | 0 | 50,000 | 15,371,262 |
| Scholarships | 18,037,754 | 6,243 | 692,000 | 18,735,997 | 0 | 18,346,253 | 37,082,250 |
| Total Expenditures | 195,953,871 | 5,677,422 | 30,407,018 | 232,038,311 | 0 | 116,587,688 | 348,625,999 |
| Auxiliary Enterprises Expenditures | 0 | 0 | 0 | 0 | 25,222,801 | 500,000 | 25,722,801 |
| Transfers | | | | | | | |
| Education and General Support | (9,763,527) | (1,061,045) | 0 | (10,824,572) | 10,824,572 | 0 | 0 |
| Debt Payment-Mandatory | (2,997,763) | 0 | 0 | (2,997,763) | (2,359,821) | 0 | (5,357,584) |
| Debt Payment-Non-Mandatory | 0 | 0 | 0 | 0 | 0 | 0 | 0 |
| Renewal & Replacement | (1,555,965) | 0 | 0 | (1,555,965) | (681,189) | 0 | (2,237,154) |
| Total Transfers | (14,317,255) | (1,061,045) | 0 | (15,378,300) | 7,783,562 | 0 | (7,594,738) |
| Reallocations | (2,150,000) | 0 | 0 | (2,150,000) | 0 | 0 | (2,150,000) |
| Total Expenditures & Transfers | $ 208,121,126 | $ 6,738,467 | $ 30,407,018 | $ 245,266,611 | $ 17,439,239 | $ 117,087,688 | $ 379,793,538 |

# Expense Budget By Account – Unrestricted
# Fiscal Year 2008
(000's)

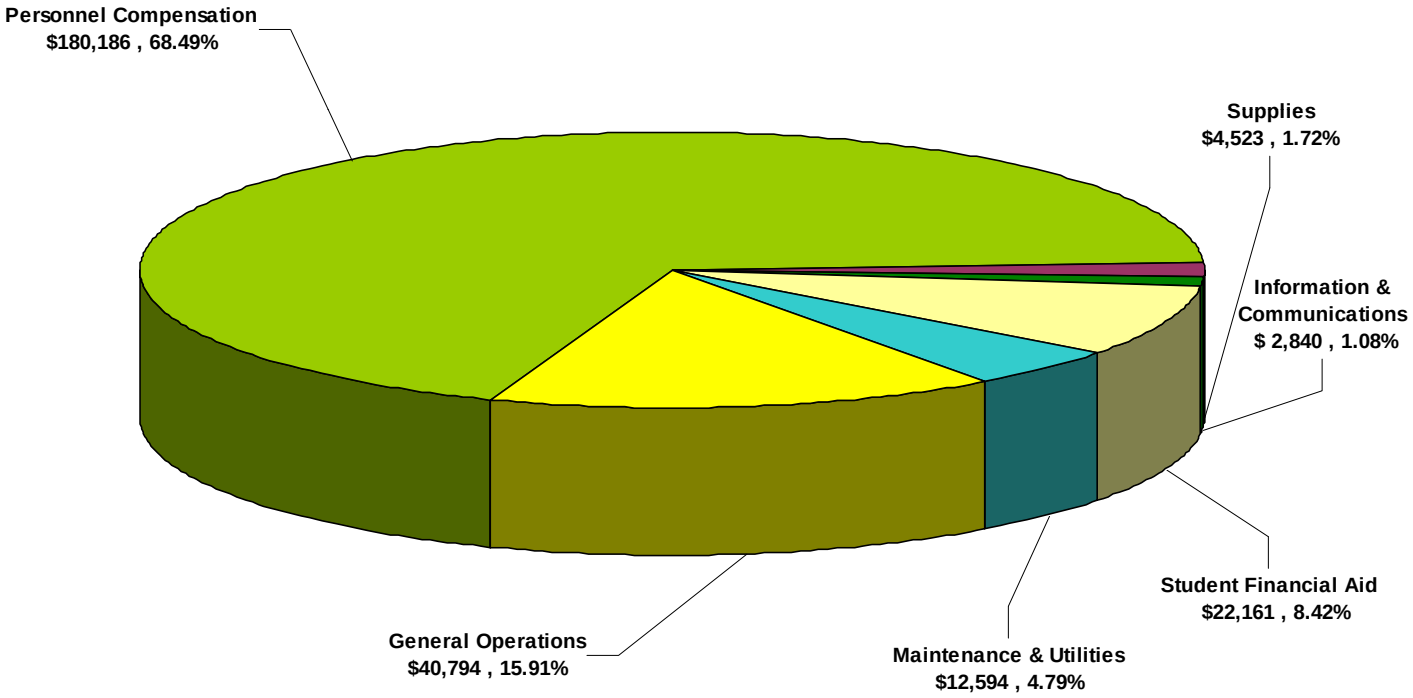

# Expense Budget by Unit – Unrestricted
# Fiscal Year 2008
# (000's)

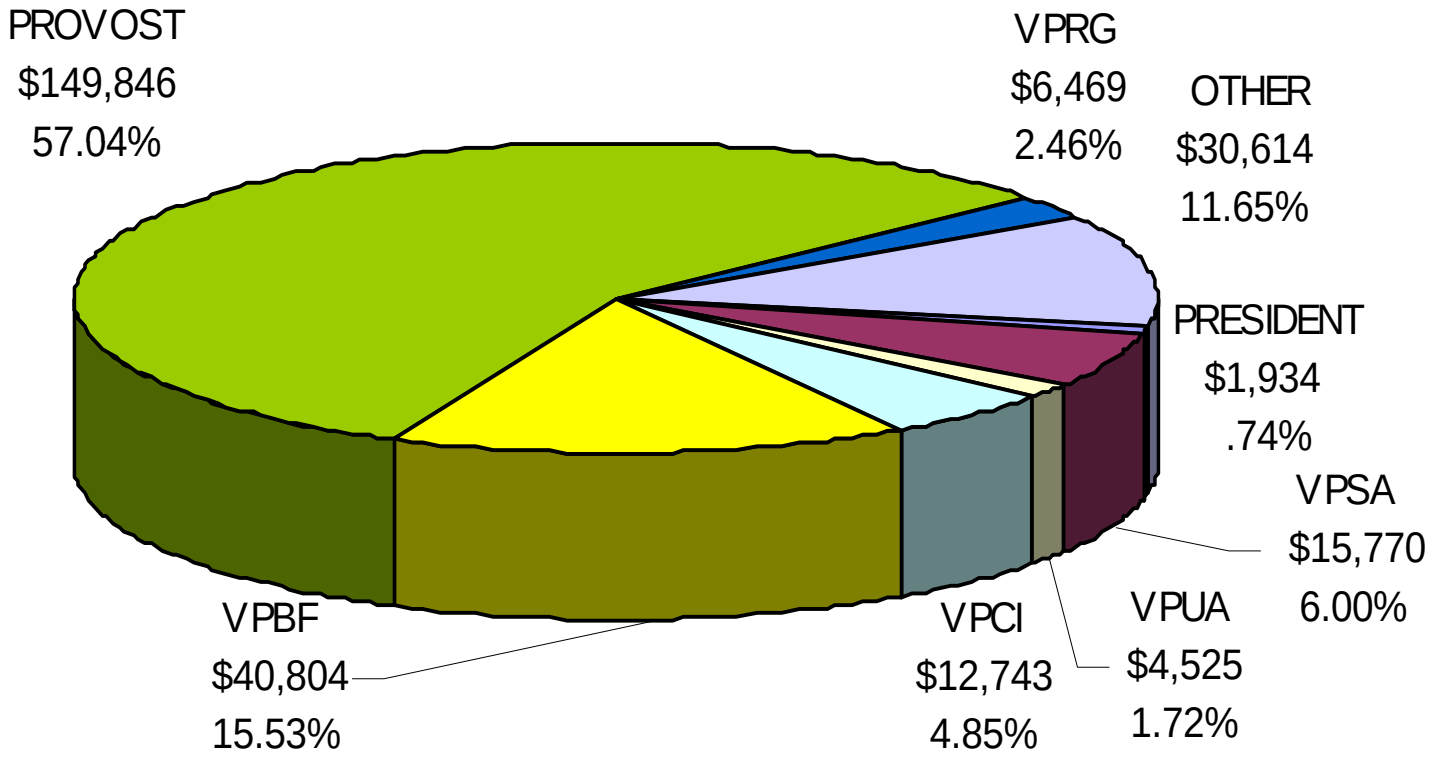

# E. Auxiliary Enterprises

***WRIGHT STATE UNIVERSITY***
Budgeted Revenues and Expenditures
Fiscal Year 2008

| | Education and General | | | | | | **FY2008** |
|---|---|---|---|---|---|---|---|
| | Main Campus | Lake Campus | SOM | Total | **Auxiliaries** | Restricted | Grand Total |
| Revenues: | | | | | | | |
| Government Support | | | | | | | |
| State Share of Instruction | $ 67,159,018 | $ 2,335,127 | $ 10,655,000 | $ 80,149,145 | $ 0 | $ 0 | $ 80,149,145 |
| Other State Support | 3,702,985 | 236,734 | 70,000 | 4,009,719 | 0 | 25,019,517 | 29,029,236 |
| Local Support | 20,000 | 0 | | 20,000 | 0 | 403,653 | 423,653 |
| Federal Support | 2,000,000 | 0 | 3,850,000 | 5,850,000 | 0 | 39,925,683 | 45,775,683 |
| Subtotal | 72,882,003 | 2,571,861 | 14,575,000 | 90,028,864 | 0 | 65,348,853 | 155,377,717 |
| Student Fees | | | | | | | |
| Instruction & General Fees | 114,659,451 | 3,924,349 | 11,399,507 | 129,983,307 | 0 | 0 | 129,983,307 |
| Non-Resident Tuition | 5,257,000 | 12,913 | 171,146 | 5,441,059 | 0 | 0 | 5,441,059 |
| Non-Credit Instruction | 1,060,882 | 95,465 | 310,000 | 1,466,347 | 0 | 0 | 1,466,347 |
| Other | 2,553,489 | 49,950 | 182,000 | 2,785,439 | 0 | 0 | 2,785,439 |
| Subtotal | 123,530,822 | 4,082,677 | 12,062,653 | 139,676,152 | 0 | 0 | 139,676,152 |
| Other Sources | | | | | | | |
| Private Gifts & Grants | 300,000 | 44,503 | 80,000 | 424,503 | 465,521 | 51,738,835 | 52,628,859 |
| Sales & Service | 2,659,338 | 29,426 | 2,966,397 | 5,655,161 | 13,793,449 | 0 | 19,448,610 |
| Miscellaneous | 1,506,438 | 10,000 | 422,968 | 1,939,406 | 3,060,269 | 0 | 4,999,675 |
| Subtotal | 4,465,776 | 83,929 | 3,469,365 | 8,019,070 | 17,319,239 | 51,738,835 | 77,077,144 |
| Investment Income | 7,242,525 | 0 | 300,000 | 7,542,525 | 120,000 | 0 | 7,662,525 |
| Total Revenues | $ 208,121,126 | $ 6,738,467 | $ 30,407,018 | $ 245,266,611 | $ 17,439,239 | $ 117,087,688 | $ 379,793,538 |
| Instruction & Depart. Research | 76,311,334 | 2,520,980 | 10,339,319 | 89,171,633 | 0 | 25,117,932 | 114,289,565 |
| Separately Budgeted Research | 3,913,892 | 0 | 4,858,994 | 8,772,886 | 0 | 22,553,386 | 31,326,272 |
| Public Service | 2,423,693 | 233,903 | 1,584,150 | 4,241,746 | 0 | 8,352,448 | 12,594,194 |
| Student Services | 12,957,247 | 498,089 | 1,674,482 | 15,129,818 | 0 | 203,247 | 15,333,065 |
| Academic Support | 33,200,978 | 671,712 | 7,414,228 | 41,286,918 | 0 | 41,549,422 | 82,836,340 |
| Institutional Support | 36,442,095 | 1,176,007 | 1,759,949 | 39,378,051 | 0 | 415,000 | 39,793,051 |
| Operation & Maintenance of Plant | 12,666,878 | 570,488 | 2,083,896 | 15,321,262 | 0 | 50,000 | 15,371,262 |
| Scholarships | 18,037,754 | 6,243 | 692,000 | 18,735,997 | 0 | 18,346,253 | 37,082,250 |
| Total Expenditures | 195,953,871 | 5,677,422 | 30,407,018 | 232,038,311 | 0 | 116,587,688 | 348,625,999 |
| Auxiliary Enterprises Expenditures | 0 | 0 | 0 | 0 | 25,222,801 | 500,000 | 25,722,801 |
| Transfers | | | | | | | |
| Education and General Support | (9,763,527) | (1,061,045) | 0 | (10,824,572) | 10,824,572 | 0 | 0 |
| Debt Payment-Mandatory | (2,997,763) | 0 | 0 | (2,997,763) | (2,359,821) | 0 | (5,357,584) |
| Debt Payment-Non-Mandatory | 0 | 0 | 0 | 0 | 0 | 0 | 0 |
| Renewal & Replacement | (1,555,965) | 0 | 0 | (1,555,965) | (681,189) | 0 | (2,237,154) |
| Total Transfers | (14,317,255) | (1,061,045) | 0 | (15,378,300) | 7,783,562 | 0 | (7,594,738) |
| Reallocations | (2,150,000) | 0 | 0 | (2,150,000) | 0 | 0 | (2,150,000) |
| Total Expenditures & Transfers | $ 208,121,126 | $ 6,738,467 | $ 30,407,018 | $ 245,266,611 | $ 17,439,239 | $ 117,087,688 | $ 379,793,538 |

## *WRIGHT STATE UNIVERSITY*

Summary of Auxiliary Operations

Fiscal Year 2008

| | Revenues & Transfers | | | Expenditures & Transfers | | | |
|---|---|---|---|---|---|---|---|
| | Auxiliary | Transfers | Total Budget | Expenditures | Debt Service | Other Transfers | Total Budget |
| Main Campus Bookstore | $ 467,762 | $ 0 | $ 467,762 | $264,054 | $ 0 | $ 203,708 | $ 467,762 |
| Lake Campus Bookstore | 501,027 | 0 | 501,027 | 501,027 | 0 | 0 | 501,027 |
| Food Services | 5,657,945 | 223,011 | 5,880,956 | 5,221,509 | 539,447 | 120,000 | 5,880,956 |
| Intercollegiate Athletics | 1,727,421 | 7,019,742 | 8,747,163 | 8,747,163 | 0 | 0 | 8,747,163 |
| Nutter Center | 3,439,427 | 971,678 | 4,411,105 | 4,179,042 | 232,063 | 0 | 4,411,105 |
| Parking & Transportation | 1,530,000 | 0 | 1,530,000 | 1,232,656 | 153,113 | 144,231 | 1,530,000 |
| Residence Services | 3,257,252 | 80,000 | 3,337,252 | 2,743,491 | 513,761 | 80,000 | 3,337,252 |
| Student Union | 27,000 | 2,580,105 | 2,607,105 | 1,564,417 | 921,438 | 121,250 | 2,607,105 |
| Vending | 831,406 | 0 | 831,406 | 819,406 | 0 | 12,000 | 831,406 |
| Total | $ 17,439,240 | $ 10,874,536 | $ 28,313,776 | $ 25,272,765 | $ 2,359,822 | $ 681,189 | $ 28,313,776 |

## *Wright State University*

Main Campus Bookstore

| | Budgeted FY 2008 | Budgeted FY 2007 | Dollar Change |
|---|---|---|---|
| Revenues: | | | |
| Commissions Income | $ 467,762 | $ 461,531 | $ 6,231 |
| Total Revenue | $ 467,762 | $ 461,531 | $ 6,231 |
| Expenditures: | | | |
| Personnel | $ 61,995 | $ 52,054 | $ 9,941 |
| Benefits | 23,806 | 15,893 | 7,913 |
| General Operations | 3,539 | 9,481 | (5942) |
| Cost Allocations | 174,714 | 170,860 | 3,854 |
| Total Expenditures | 264,054 | 248,288 | 15,766 |
| Transfers: | | | |
| Renewal & Replacement | (203,708) | (213,243) | 9,535 |
| Total Expenditures and Transfers | $ 467,762 | $ 461,531 | $ 6,231 |

## *Wright State University*

Lake Campus Bookstore

| | Budgeted FY 2008 | Budgeted FY 2007 | Dollar Change |
|---|---|---|---|
| Revenues: | | | |
| Sales and Services | $ 501,027 | $ 482,873 | $ 18,154 |
| Total Revenue | $ 501,027 | $ 482,873 | $ 18,154 |
| Expenditures: | | | |
| Personnel | $ 107,489 | $ 105,604 | $ 1,885 |
| Benefits | 32,448 | 28,161 | 4,287 |
| General Operations | 7,795 | 7,796 | (1) |
| Purchase for Resale | 317,867 | 306,463 | 11,404 |
| Cost Allocations | 35,428 | 34,849 | 579 |
| Total Expenditures | $ 501,027 | $ 482,873 | $ 18,154 |

## *Wright State University*

Food Services

| | Budgeted FY 2008 | Budgeted FY 2007 | Dollar Change |
|---|---|---|---|
| Revenues: | | | |
| Student Board Charges | $ 5,575,144 | $ 5,980,164 | $ (405,020) |
| Commissions | 82,801 | 42,000 | 40,801 |
| Total Revenue | $ 5,657,945 | $ 6,022,164 | $ (364,219) |
| Expenditures: | | | |
| Personnel | $ 45,279 | $ 42,164 | $ 3,115 |
| Benefits | 17,387 | 12,569 | 4,818 |
| General Operations | 162,866 | 139,432 | 23,434 |
| Cost Allocations | 453,779 | 422,729 | 31,050 |
| Purchase Resale/Capital | 4,542,199 | 4,715,074 | (172,875) |
| Total Expenditures | 5,221,509 | 5,331,968 | (110,459) |
| Transfers: | | | |
| Support from E & G | 223,011 | 40,734 | 182,277 |
| Debt Payment | (539,447) | (610,930) | 71,483 |
| Renewal & Replacement | (120,000) | (120,000) | 0 |
| Total Transfers | (436,436) | (690,196) | 253,760 |
| Total Expenditures and Transfers | $ 5,657,945 | $ 6,022,164 | $ (364,219) |

## *Wright State University*

Intercollegiate Athletics

| | Budgeted FY 2008 | Budgeted FY 2007 | Dollar Change |
|---|---|---|---|
| Revenues: | | | |
| Sales & Service | $ 173,600 | $ 292,500 | $ (118,900) |
| Gifts/Grants - Foundation | 465,521 | 465,521 | - |
| Ticket Sales | 334,800 | 334,800 | - |
| Athletic Camp Income | 151,500 | 157,000 | (5,500) |
| Athletic Conference Income | 229,000 | 229,000 | - |
| Other Sources | 373,000 | 373,000 | - |
| Total Revenues | $ 1,727,421 | $ 1,851,821 | $ (124,400) |
| Expenditures: | | | |
| Personnel | $ 2,577,529 | $ 2,497,179 | $ 80,350 |
| Benefits | 914,269 | 740,467 | 173,802 |
| General Operations | 1,734,436 | 1,769,170 | (34,734) |
| Scholarships/Fellowships | 2,879,873 | 2,879,873 | - |
| Cost Allocations | 641,056 | 594,512 | 46,544 |
| Total Expenditures | 8,747,163 | 8,481,201 | 265,962 |
| Transfers: | | | |
| Support from E & G | 7,019,742 | 6,629,380 | 390,362 |
| Total Transfers | 7,019,742 | 6,629,380 | 390,362 |
| Total Expenditures and Transfers | $ 1,727,421 | $ 1,851,821 | $ (124,400) |

## *Wright State University*

Nutter Center

| | Budgeted FY 2008 | Budgeted FY 2007 | Dollar Change |
|---|---|---|---|
| Revenues: | | | |
| Parking Permits/Fees | $ 341,937 | $ 341,937 | $ - |
| Sales-Merchandise | 620,000 | 620,000 | - |
| Sales-Food & Beverage | 441,178 | 419,178 | 22,000 |
| Rental | 653,335 | 653,335 | - |
| Event Sponsorship | 337,063 | 337,063 | - |
| Other Sources | 1,045,914 | 1,067,914 | (22,000) |
| Total Revenue | $ 3,439,427 | $ 3,439,427 | $ 0 |
| Expenditures: | | | |
| Personnel | $ 1,640,617 | $ 1,623,287 | $ 17,330 |
| Benefits | 264,948 | 216,999 | 47,949 |
| General Operations | 755,750 | 755,750 | - |
| Purchase Resale/Capital | 582,250 | 582,250 | - |
| Cost Allocations | 935,477 | 879,140 | 56,337 |
| Total Expenditures | 4,179,042 | 4,057,426 | 121,616 |
| Transfers: | | | |
| Debt Payment | (232,063) | (232,063) | - |
| Support from E & G | 971,678 | 850,062 | 121,616 |
| Total Transfers | 739,615 | 617,999 | 121,616 |
| Total Expenditures and Transfers | $ 3,439,427 | $ 3,439,427 | $ 0 |

## *Wright State University*

Parking & Transportation

| | Budgeted FY 2008 | Budgeted FY 2007 | Dollar Change |
|---|---|---|---|
| Revenues: | | | |
| Parking Fees | $ 1,080,000 | $ 1,183,144 | $ (103,144) |
| Parking Fines | 420,000 | 500,000 | (80,000) |
| Parking Meters | 30,000 | 30,000 | 0 |
| Total Revenue | $ 1,530,000 | $ 1,713,144 | $ (183,144) |
| Expenditures: | | | |
| Personnel | $ 716,900 | $ 698,847 | $ 18,053 |
| Benefits | 266,667 | 261,747 | 4,920 |
| General Operations | 26,560 | 57,641 | (31,081) |
| Cost Allocations | 222,529 | 269,734 | (47,205) |
| Total Expenditures | 1,232,656 | 1,287,969 | (55,313) |
| Transfers: | | | |
| Debt Payment | $ (153,113) | $ (155,175) | $ 2,062 |
| Renewal & Replacement | (144,231) | (270,000) | 125,769 |
| Total Transfers | (297,344) | (425,175) | 127,831 |
| Total Expenditures and Transfers | $ 1,530,000 | $ 1,713,144 | $ (183,144) |

## *Wright State University*

Residence Services

| | Budgeted FY 2008 | Budgeted FY 2007 | Dollar Change |
|---|---|---|---|
| Revenues: | | | |
| Student Room Charges | $ 2,396,653 | $ 2,315,937 | $ 80,716 |
| Administrative Fee | 583,356 | 576,725 | 6,631 |
| Other Sources | 277,243 | 242,576 | 34,667 |
| Total Revenues | $ 3,257,252 | $ 3,135,238 | $ 122,014 |
| Expenditures: | | | |
| Personnel | $ 1,203,417 | $ 1,192,444 | $ 10,973 |
| Benefits | 391,708 | 324,272 | 67,436 |
| General Operations | 703,576 | 778,494 | (74,918) |
| Cost Allocations | 444,790 | 421,308 | 23,482 |
| Total Expenditures | 2,743,491 | 2,716,518 | 26,973 |
| Transfers: | | | |
| Support from E&G | 80,000 | 80,000 | 0 |
| Debt Payment | (513,761) | (418,720) | (95,041) |
| Renewal & Replacement | (80,000) | (80,000) | 0 |
| Total Transfers | (513,761) | (418,720) | (95,041) |
| Total Expenditures and Transfers | $ 3,257,252 | $ 3,135,238 | $ 122,014 |

## *Wright State University*

Student Union

| | Budgeted FY 2008 | Budgeted FY 2007 | Dollar Change |
|---|---|---|---|
| Revenues: | | | |
| Vendor Commissions | 4,000 | 4,000 | 0 |
| Space Rental | 23,000 | 23,000 | 0 |
| Total Revenue | $ 27,000 | $ 27,000 | $ 0 |
| Expenditures: | | | |
| Personnel | $ 456,975 | $ 445,547 | $ 11,428 |
| Benefits | 90,628 | 79,909 | 10,719 |
| General Operations | 62,955 | 73,775 | (10,820) |
| Cost Allocations | 953,859 | 900,986 | 52,873 |
| Total Expenditures | 1,564,417 | 1,500,217 | 64,200 |
| Transfers: | | | |
| Debt Payment | (921,438) | (921,838) | (400) |
| Support from E & G | 2,580,105 | 2,516,305 | 63,800 |
| Renewal & Replacement | (121,250) | (121,250) | 0 |
| Total Transfers | 1,537,417 | 1,473,217 | 64,200 |
| Total Expenditures and Transfers | $ 27,000 | $ 27,000 | $ 0 |

## *Wright State University*

Vending

| | Budgeted FY 2008 | Budgeted FY 2007 | Dollar Change |
|---|---|---|---|
| Revenues: | | | |
| Vending Machine Income | $ 831,406 | $ 821,941 | $ 9,465 |
| Total Revenue | $ 831,406 | $ 821,941 | $ 9,465 |
| Expenditures: | | | |
| Personnel | $ 188,309 | $ 178,644 | $ 9,665 |
| Benefits | 84,427 | 75,799 | 8,628 |
| General Operations | 86,597 | 84,000 | 2,597 |
| Cost Allocations | 46,073 | 45,498 | 575 |
| Purchase Resale/Capital | 414,000 | 414,000 | - |
| Total Expenditures | 819,406 | 797,941 | 21,465 |
| Transfers: | | | |
| Renewal & Replacement | (12,000) | (24,000) | 12,000 |
| Total Transfers | (12,000) | (24,000) | 12,000 |
| Total Expenditures and Transfers | $ 831,406 | $ 821,941 | $ 9,465 |

## *WRIGHT STATE UNIVERSITY*

Residence Fees & Analysis per Quarter
2006-2007 to 2007-2008

| | 2006-2007 | 2007-2008 | Dollar Change | Percentage Change |
|---|---|---|---|---|
| Hamilton Hall Double | $ 1,387 | $ 1,502 | $ 115 | 8.29 % |
| Hamilton Hall Triple | 1,325 | 1,434 | 109 | 8.23 % |
| Hamilton Hall Expanded | 1,000 | 1,000 | 0 | 0.00 % |
| Forest Lane Quad | 1,460 | 1,533 | 73 | 5.00 % |
| Forest Lane Large 2 Bedroom | 0 | 2,200 | 2,200 | |
| Forest Lane Small 2 Bedroom | 1,853 | 1,946 | 93 | 5.02 % |
| Forest Lane Studio | 1,771 | 1,860 | 89 | 5.03 % |
| Woods Single | $ 1,685 | $ 1,736 | $ 51 | 3.03 % |
| Woods Double | 1,473 | 1,547 | 74 | 5.02 % |
| Woods Triple | 1,427 | 1,470 | 43 | 3.01 % |
| Woods Quad | 1,289 | 1,328 | 39 | 3.03 % |
| Woods Expanded | 1,000 | 1,030 | 30 | 3.00 % |
| Village Efficiency | $ 1,701 | $ 1,752 | $ 51 | 3.00 % |
| Village Deluxe Efficiency | 1,944 | 2,002 | 58 | 2.98 % |
| Village One Bedroom | 2,208 | 2,274 | 66 | 2.99 % |
| Village Two Bedroom | 2,511 | 2,586 | 75 | 2.99 % |
| College Park Quad | $ 1,390 | $ 1,432 | $ 42 | 3.02 % |
| Honors Complex | $1,539 | $1,585 | $ 46 | 2.99 % |
| University Park Quad | $1,467 | $1,511 | $ 44 | 3.00 % |
| Board | $ 760 | $ 797 | $ 37 | 4.87 % |
| Communications Fee (per person)* | | | | |
| Single | $ 192.00 | $ 192.00 | $0.00 | 0.00 % |
| Double | $ 130.50 | $ 130.50 | $0.00 | 0.00 % |
| Triple | $ 110.00 | $ 110.00 | $0.00 | 0.00 % |
| Quad | $ 99.75 | $ 99.75 | $0.00 | 0.00 % |
| College Park | $ 114.00 | $ 114.00 | $0.00 | 0.00 % |
| Activity Fee, Hamilton Hall | $ 30.00 | $ 30.00 | $0.00 | 0.00 % |
| Activity Fee, Forest Lane Apartments | $ 30.00 | $ 30.00 | $0.00 | 0.00 % |
| Activity Fee, The Woods | $ 30.00 | $ 30.00 | $0.00 | 0.00 % |
| Activity Fee, The Village | $ 30.00 | $ 30.00 | $0.00 | 0.00 % |
| Activity Fee, College Park | $ 30.00 | $ 30.00 | $0.00 | 0.00 % |

***Wright State University***
Other Auxiliary Fees

| Parking Permit-Students | FY 2007 | FY 2008 | Dollar Change | % Change |
|---|---|---|---|---|
| Per Quarter, Commuter, Resident | $ 24.00 | $ 24.00 | $ 0 | 0% |
| Three quarters | $ 67.00 | $ 67.00 | $ 0 | 0% |
| Annual | $ 85.00 | $ 85.00 | $ 0 | 0% |
| Per Quarter Remote | $ 5.00 | $ 5.00 | $ 0 | 0% |
| Annual Remote | $ 15.00 | $ 15.00 | $ 0 | 0% |
| Per Day Temporary | $ 1.50 | $ 1.50 | $ 0 | 0% |
| Per Week Temporary | $ 2.50 | $ 2.50 | $ 0 | 0% |
| Parking Permit Employees | | | | |
| Quarter | $ 30.00 | $ 30.00 | $ 0 | 0% |
| Annual | $ 110.00 | $ 110.00 | $ 0 | 0% |
| Annual "A" Lot | $ 396.00 | $ 396.00 | $ 0 | 0% |
| Per Day Temporary | $ 1.50 | $ 1.50 | $ 0 | 0% |
| Per Week Temporary | $ 3.00 | $ 3.00 | $ 0 | 0% |
| Other Parking Fees | | | | |
| Vendor/Service | $ 61.00 | $ 61.00 | $ 0 | 0% |
| Replacement Permit | $ 5.00 | $ 5.00 | $ 0 | 0% |
| Visitor Lots | $4.00 Flat Rate | $4.00 Flat Rate | | |
| Other Housing Fees | | | | |
| Housing Prepayments (for 3 qtrs) | $150.00 | $150.00 | $ 0 | 0% |
| Damages, Forfeit, Fines, Discipline | case decision | case decision | | |
| Lockout Charges | $5.00 | $5.00 | $ 0 | 0% |
| Improper Checkout | $25.00 | $25.00 | $ 0 | 0% |
| Food Service Board Rates (per Quarter) | | | | |
| Basic Plan | $760.00 | $797.00 | $ 37 | 5% |

# F. Board of Trustees Resolutions

# *WRIGHT STATE UNIVERSITY*
## CURRENT FUNDS BUDGET
## 2007-2008 RESOLUTION

WHEREAS, enrollment levels are anticipated to remain constant; and

WHEREAS, the state has budgeted significant increases for higher education with the expectation that this would preclude the need for undergraduate tuition increases; and

WHEREAS, the currently proposed state budget language requires one percent efficiency savings; and

WHEREAS, extensive planning and consultation within the university has been accomplished; and

WHEREAS, Wright State University has developed a budget to guide operations and support the university's Strategic Plan during the fiscal year beginning July 1, 2007; and

WHEREAS, said budget includes an array of Auxiliary Fees, Earnings Accounts and Other Rates and Fees, in addition to Instruction and General Fees; therefore be it

RESOLVED that the President may make expenditures within projected income levels, may limit the expenditures of funds within any given category, may transfer funds within the major budget categories, and take such other actions, as may be in the interest of the university; and be it further

RESOLVED that the university's current funds budget as described in the accompanying schedules and tables now before the Board of Trustees be and hereby are approved.

## *WRIGHT STATE UNIVERSITY*

Current Funds Budget

Fiscal Year 2008

| Revenues: | | Expenditures: | |
|---|---|---|---|
| Government Support | | Educational and General | |
| State Share of Instruction | $ 80,149,145 | Instruction & Depart. Research | $ 114,289,565 |
| Other State Support | 29,029,236 | Separately Budgeted Research | 31,326,272 |
| Local Support | 423,653 | Public Service | 12,594,194 |
| Federal Support | 45,775,683 | Student Services | 15,506,688 |
| Subtotal | 155,377,717 | Academic Support | 82,662,717 |
| | | Institutional Support | 39,793,051 |
| | | Operation & Maintenance of Plant | 15,371,262 |
| Student Fees | | Scholarships | 37,082,250 |
| Instruction & General Fees | 129,983,307 | | |
| Non-Resident Tuition | 5,441,059 | Total Educational & General Expenditures | 348,625,999 |
| Non-Credit Instruction | 1,466,347 | | |
| Other | 2,785,439 | Auxiliary Enterprises Expenditures | 25,722,801 |
| Subtotal | 139,676,152 | | |
| Other Sources | | Transfers | |
| Private Gifts & Grants | 52,628,859 | Debt Payment-Mandatory | 5,357,584 |
| Sales & Service | 19,448,610 | Renewal & Replacement | 2,237,154 |
| Miscellaneous | 4,999,675 | | |
| Subtotal | 77,077,144 | Total Transfers | 7,594,738 |
| Investment Income | 7,662,525 | Required Reallocations | (2,150,000) |
| Total Revenues | $ 379,793,538 | Total Expenditures & Transfers | $ 379,793,538 |

## *WRIGHT STATE UNIVERSITY*

Residence Fees & Analysis per Quarter
2006-2007 to 2007-2008

| | 2006-2007 | 2007-2008 | Dollar Change | Percentage Change |
|---|---|---|---|---|
| Hamilton Hall Double | $ 1,387 | $ 1,502 | $ 115 | 8.29 % |
| Hamilton Hall Triple | 1,325 | 1,434 | 109 | 8.23 % |
| Hamilton Hall Expanded | 1,000 | 1,000 | 0 | 0.00 % |
| Forest Lane Quad | 1,460 | 1,533 | 73 | 5.00 % |
| Forest Lane Large 2 Bedroom | 0 | 2,200 | 2,200 | |
| Forest Lane Small 2 Bedroom | 1,853 | 1,946 | 93 | 5.02 % |
| Forest Lane Studio | 1,771 | 1,860 | 89 | 5.03 % |
| Woods Single | $ 1,685 | $ 1,736 | $ 51 | 3.03 % |
| Woods Double | 1,473 | 1,547 | 74 | 5.02 % |
| Woods Triple | 1,427 | 1,470 | 43 | 3.01 % |
| Woods Quad | 1,289 | 1,328 | 39 | 3.03 % |
| Woods Expanded | 1,000 | 1,030 | 30 | 3.00 % |
| Village Efficiency | $ 1,701 | $ 1,752 | $ 51 | 3.00 % |
| Village Deluxe Efficiency | 1,944 | 2,002 | 58 | 2.98 % |
| Village One Bedroom | 2,208 | 2,274 | 66 | 2.99 % |
| Village Two Bedroom | 2,511 | 2,586 | 75 | 2.99 % |
| College Park Quad | $ 1,390 | $ 1,432 | $ 42 | 3.02 % |
| Honors Complex | $1,539 | $1,585 | $ 46 | 2.99 % |
| University Park Quad | $1,467 | $1,511 | $ 44 | 3.00 % |
| Board | $ 760 | $ 797 | $ 37 | 4.87 % |
| Communications Fee (per person)* | | | | |
| Single | $ 192.00 | $ 192.00 | $0.00 | 0.00 % |
| Double | $ 130.50 | $ 130.50 | $0.00 | 0.00 % |
| Triple | $ 110.00 | $ 110.00 | $0.00 | 0.00 % |
| Quad | $ 99.75 | $ 99.75 | $0.00 | 0.00 % |
| College Park | $ 114.00 | $ 114.00 | $0.00 | 0.00 % |
| Activity Fee, Hamilton Hall | $ 30.00 | $ 30.00 | $0.00 | 0.00 % |
| Activity Fee, Forest Lane Apartments | $ 30.00 | $ 30.00 | $0.00 | 0.00 % |
| Activity Fee, The Woods | $ 30.00 | $ 30.00 | $0.00 | 0.00 % |
| Activity Fee, The Village | $ 30.00 | $ 30.00 | $0.00 | 0.00 % |
| Activity Fee, College Park | $ 30.00 | $ 30.00 | $0.00 | 0.00 % |

***Wright State University***
Other Auxiliary Fees

| Parking Permit-Students | FY 2007 | FY 2008 | Dollar Change | % Change |
|---|---|---|---|---|
| Per Quarter, Commuter, Resident | $ 24.00 | $ 24.00 | $ 0 | 0% |
| Three quarters | $ 67.00 | $ 67.00 | $ 0 | 0% |
| Annual | $ 85.00 | $ 85.00 | $ 0 | 0% |
| Per Quarter Remote | $ 5.00 | $ 5.00 | $ 0 | 0% |
| Annual Remote | $ 15.00 | $ 15.00 | $ 0 | 0% |
| Per Day Temporary | $ 1.50 | $ 1.50 | $ 0 | 0% |
| Per Week Temporary | $ 2.50 | $ 2.50 | $ 0 | 0% |
| Parking Permit Employees | | | | |
| Quarter | $ 30.00 | $ 30.00 | $ 0 | 0% |
| Annual | $ 110.00 | $ 110.00 | $ 0 | 0% |
| Annual "A" Lot | $ 396.00 | $ 396.00 | $ 0 | 0% |
| Per Day Temporary | $ 1.50 | $ 1.50 | $ 0 | 0% |
| Per Week Temporary | $ 3.00 | $ 3.00 | $ 0 | 0% |
| Other Parking Fees | | | | |
| Vendor/Service | $ 61.00 | $ 61.00 | $ 0 | 0% |
| Replacement Permit | $ 5.00 | $ 5.00 | $ 0 | 0% |
| Visitor Lots | $4.00 Flat Rate | $4.00 Flat Rate | | |
| Other Housing Fees | | | | |
| Housing Prepayments (for 3 qtrs) | $150.00 | $150.00 | $ 0 | 0% |
| Damages, Forfeit, Fines, Discipline | case decision | case decision | | |
| Lockout Charges | $5.00 | $5.00 | $ 0 | 0% |
| Improper Checkout | $25.00 | $25.00 | $ 0 | 0% |
| Food Service Board Rates (per Quarter) | | | | |
| Basic Plan | $760.00 | $797.00 | $ 37 | 5% |

## *WRIGHT STATE UNIVERSITY*
## STUDENT FEE INCREASE RESOLUTION

WHEREAS, the Wright State University Board of Trustees is given the statutory authority and responsibility to assess tuition and fees; and

WHEREAS, tuition and fees must be sufficient to fund a quality educational experience; and

WHEREAS, there are three cohorts of tuition and fees for returning students; therefore be it

RESOLVED that Main Campus and Lake Campus undergraduate instruction and general fees for all returning and new students for fall quarter 2007 remain at the same rates as those for summer quarter 2007; and be it further

RESOLVED that Main Campus and Lake Campus undergraduate non-resident fees for all returning and new students for fall quarter 2007 remain at the same rates as those for summer quarter 2007; and be it further

RESOLVED that Main Campus and Lake Campus graduate instruction and general fees for all returning and new students for fall quarter 2007 be increased over those for summer quarter 2007 by 4%; and be it further

RESOLVED that Main Campus and Lake Campus graduate non-resident fees for all returning and new students for fall quarter 2007 be increased over those for summer quarter 2007 by 4%; and be it further

RESOLVED that professional fees for the School of Professional Psychology for all returning and new students for fall quarter 2007 be increased over those for summer quarter 2007 by 4%; and be it further

RESOLVED that professional fees for the School of Medicine for all returning and new students for fall quarter 2007 be increased over those for summer quarter 2007 by 5%; and be it further

RESOLVED that this resolution supersedes 06-47 dated June 9, 2006.

***WRIGHT STATE UNIVERSITY***

Instruction & General Fee Analysis

Fall Quarter 2007 for Cohort 1 Students

Students Enrolled Prior to FY2003

| | Main Campus Fees | | | Lake Campus Fees | | |
|---|---|---|---|---|---|---|
| **Undergraduate Quarterly Fees** | **Fiscal Year 2006-2007** | **Fiscal Year 2007-2008** | **Amount of Increase** | **Fiscal Year 2006-2007** | **Fiscal Year 2007-2008** | **Amount of Increase** |
| | **1 Through 11.5 Hours/Per Hour** | | | **1 Through 11.5 Hours/Per Hour** | | |
| Instruction & General Fee | 204 | 204 | - | 148 | 148 | - |
| Nonresident Tuition | 206 | 206 | - | 206 | 206 | - |
| Total Nonresident | $ 410 | $ 410 | $ - | $ 354 | $ 354 | $ - |
| | **12 Through 18 Hours*** | | | **12 Through 18 Hours*** | | |
| Instruction Fee | 1,814 | 1,814 | - | 1,458 | 1,458 | - |
| General Fee | 438 | 438 | - | 173 | 173 | - |
| Total Resident I&G Fee | $ 2,252 | $ 2,252 | $ - | $ 1,631 | $ 1,631 | $ - |
| Nonresident Tuition | 2,242 | 2,242 | - | 2,242 | 2,242 | - |
| Total Nonresident I&G Fee | $ 4,494 | $ 4,494 | $ - | $ 3,873 | $ 3,873 | $ - |
| **Graduate Quarterly Fees** | | | | | | |
| | **1 Through 11.5 Hours/Per Hour** | | | **1 Through 11.5 Hours/Per Hour** | | |
| Instruction & General Fee | 281 | 292 | 11 | 281 | 292 | 11 |
| Nonresident Tuition | 209 | 217 | 8 | 209 | 217 | 8 |
| Total Nonresident | $ 490 | $ 509 | $ 19 | $ 490 | $ 509 | $ 19 |
| | **12 Through 18 Hours*** | | | **12 Through 18 Hours*** | | |
| Instruction Fee | 2,705 | 2,813 | 108 | 2,705 | 2,813 | 108 |
| General Fee | 333 | 346 | 13 | 333 | 346 | 13 |
| Total Resident I&G Fee | $ 3,038 | $ 3,159 | $ 121 | $ 3,038 | $ 3,159 | $ 121 |
| Nonresident Tuition | 2,242 | 2,332 | 90 | 2,242 | 2,332 | 90 |
| Total Nonresident I&G Fee | $ 5,280 | $ 5,491 | $ 211 | $ 5,280 | $ 5,491 | $ 211 |

| | School of Professional Psychology Quarterly Fees | | | School of Medicine Fees** | | |
|---|---|---|---|---|---|---|
| **Professional Fees** | **Fiscal Year 2006-2007** | **Fiscal Year 2007-2008** | **Amount of Increase** | **Fiscal Year 2006-2007** | **Fiscal Year 2007-2008** | **Amount of Increase** |
| | **1 Through 11.5 Hours/Per Hour** | | | **1 Through 11.5 Hours/Per Hour** | | |
| Instruction & General Fee | 331 | 344 | 13 | | | |
| Nonresident Tuition | 209 | 217 | 8 | **NOT APPLICABLE** | | |
| Total Nonresident | $ 540 | $ 561 | $ 21 | | | |
| | 12 or more Hours | | | 12 or more Hours | | |
| Instruction Fee | $ 3,255 | $ 3,385 | $ 130 | $ 11,533 | $ 12,110 | $ 577 |
| General Fee | 307 | 319 | 12 | 650 | 683 | 33 |
| Total Resident I&G Fee | $ 3,562 | $ 3,704 | $ 142 | $ 12,183 | $ 12,793 | $ 610 |
| Nonresident Tuition | 2,125 | 2,210 | 85 | 4,794 | 5,034 | 240 |
| Total Nonresident I&G Fee | $ 5,687 | $ 5,914 | $ 227 | $ 16,977 | $ 17,827 | $ 850 |

* The Hourly Rate Applies To All Credit Hours In Excess Of 18 Hours.

**School of Medicine Fees are charged for two terms.

***Main/Lake Undergrad - flat; Main/Lake Grad - 4%; BSOM - 5%
Nonresident undergrad - flat, grad 4%

***WRIGHT STATE UNIVERSITY***
Instruction & General Fee Analysis
Fall Quarter 2007 for Cohort 2 Students
Students First Enrolled in FY2003

| | Main Campus Fees | | | Lake Campus Fees | | |
|---|---|---|---|---|---|---|
| **Undergraduate Quarterly Fees** | **Fiscal Year 2006-2007** | **Fiscal Year 2007-2008** | **Amount of Increase** | **Fiscal Year 2006-2007** | **Fiscal Year 2007-2008** | **Amount of Increase** |
| | **1 Through 11.5 Hours/Per Hour** | | | **1 Through 11.5 Hours/Per Hour** | | |
| Instruction & General Fee | 211 | 211 | - | 148 | 148 | - |
| Nonresident Tuition | 206 | 206 | - | 206 | 206 | - |
| Total Nonresident | $ 417 | $ 417 | $ - | $ 354 | $ 354 | $ - |
| | **12 Through 18 Hours*** | | | **12 Through 18 Hours*** | | |
| Instruction Fee | 1,884 | 1,884 | - | 1,458 | 1,458 | - |
| General Fee | 456 | 456 | - | 173 | 173 | - |
| Total Resident I&G Fee | $ 2,340 | $ 2,340 | $ - | $ 1,631 | $ 1,631 | $ - |
| Nonresident Tuition | 2,242 | 2,242 | - | 2,242 | 2,242 | - |
| Total Nonresident I&G Fee | $ 4,582 | $ 4,582 | $ - | $ 3,873 | $ 3,873 | $ - |
| **Graduate Quarterly Fees** | | | | | | |
| | **1 Through 11.5 Hours/Per Hour** | | | **1 Through 11.5 Hours/Per Hour** | | |
| Instruction & General Fee | 289 | 301 | 12 | 289 | 301 | 12 |
| Nonresident Tuition | 209 | 217 | 8 | 209 | 217 | 8 |
| Total Nonresident | $ 498 | $ 518 | $ 20 | $ 498 | $ 518 | $ 20 |
| | **12 Through 18 Hours*** | | | **12 Through 18 Hours*** | | |
| Instruction Fee | 2,784 | 2,895 | 111 | 2,784 | 2,895 | 111 |
| General Fee | 341 | 355 | 14 | 341 | 355 | 14 |
| Total Resident I&G Fee | $ 3,125 | $ 3,250 | $ 125 | $ 3,125 | $ 3,250 | $ 125 |
| Nonresident Tuition | 2,242 | 2,332 | 90 | 2,242 | 2,332 | 90 |
| Total Nonresident I&G Fee | $ 5,367 | $ 5,582 | $ 215 | $ 5,367 | $ 5,582 | $ 215 |

| | School of Professional Psychology Quarterly Fees | | | School of Medicine Fees** | | |
|---|---|---|---|---|---|---|
| **Professional Fees** | **Fiscal Year 2006-2007** | **Fiscal Year 2007-2008** | **Amount of Increase** | **Fiscal Year 2006-2007** | **Fiscal Year 2007-2008** | **Amount of Increase** |
| | **1 Through 11.5 Hours/Per Hour** | | | **1 Through 11.5 Hours/Per Hour** | | |
| Instruction & General Fee | 338 | 352 | 14 | | | |
| Nonresident Tuition | 209 | 217 | 8 | **NOT APPLICABLE** | | |
| Total Nonresident | $ 547 | $ 569 | $ 22 | | | |
| | 12 or more Hours | | | 12 or more Hours | | |
| Instruction Fee | $ 3,335 | $ 3,468 | $ 133 | $ 11,533 | $ 12,110 | $ 577 |
| General Fee | 314 | 327 | 13 | 650 | 683 | 33 |
| Total Resident I&G Fee | $ 3,649 | $ 3,795 | $ 146 | $ 12,183 | $ 12,793 | $ 610 |
| Nonresident Tuition | 2,242 | 2,332 | 90 | 4,794 | 5,034 | 240 |
| Total Nonresident I&G Fee | $ 5,891 | $ 6,127 | $ 236 | $ 16,977 | $ 17,827 | $ 850 |

* The Hourly Rate Applies To All Credit Hours In Excess Of 18 Hours.
**School of Medicine Fees are charged on a two term basis.
***Main/Lake Undergrad - flat; Main/Lake Grad - 4%; BSOM - 5%
Nonresident undergrad - flat, Nonresident grad - 4%

***WRIGHT STATE UNIVERSITY***
Instruction & General Fee Analysis
Fall Quarter 2007 for Cohort 3 Students
Students First Enrolled Prior to FY2004 or Later

| | Main Campus Fees | | | Lake Campus Fees | | |
|---|---|---|---|---|---|---|
| **Undergraduate Quarterly Fees** | **Fiscal Year 2006-2007** | **Fiscal Year 2007-2008** | **Amount of Increase** | **Fiscal Year 2006-2007** | **Fiscal Year 2007-2008** | **Amount of Increase** |
| | **1 Through 11.5 Hours/Per Hour** | | | **1 Through 11.5 Hours/Per Hour** | | |
| Instruction & General Fee | 219 | 219 | - | 148 | 148 | - |
| Nonresident Tuition | 206 | 206 | - | 206 | 206 | - |
| Total Nonresident | $ 425 | $ 425 | $ - | $ 354 | $ 354 | $ - |
| | **12 Through 18 Hours*** | | | **12 Through 18 Hours*** | | |
| Instruction Fee | 1,953 | 1,953 | - | 1,458 | 1,458 | - |
| General Fee | 473 | 473 | - | 173 | 173 | - |
| Total Resident I&G Fee | $ 2,426 | $ 2,426 | $ - | $ 1,631 | $ 1,631 | $ - |
| Nonresident Tuition | 2,242 | 2,242 | - | 2,242 | 2,242 | - |
| Total Nonresident I&G Fee | $ 4,668 | $ 4,668 | $ - | $ 3,873 | $ 3,873 | $ - |
| **Graduate Quarterly Fees** | | | | | | |
| | **1 Through 11.5 Hours/Per Hour** | | | **1 Through 11.5 Hours/Per Hour** | | |
| Instruction & General Fee | 298 | 310 | 12 | 298 | 310 | 12 |
| Nonresident Tuition | 209 | 217 | 8 | 209 | 217 | 8 |
| Total Nonresident | $ 507 | $ 527 | $ 20 | $ 507 | $ 527 | $ 20 |
| | **12 Through 18 Hours*** | | | **12 Through 18 Hours*** | | |
| Instruction Fee | 2,886 | 3,001 | 115 | 2,886 | 3,001 | 115 |
| General Fee | 354 | 368 | 14 | 354 | 368 | 14 |
| Total Resident I&G Fee | $ 3,240 | $ 3,369 | $ 129 | $ 3,240 | $ 3,369 | $ 129 |
| Nonresident Tuition | 2,242 | 2,332 | 90 | 2,242 | 2,332 | 90 |
| Total Nonresident I&G Fee | $ 5,482 | $ 5,701 | $ 219 | $ 5,482 | $ 5,701 | $ 219 |

| | School of Professional Psychology Quarterly Fees | | | School of Medicine Fees** | | |
|---|---|---|---|---|---|---|
| **Professional Fees** | **Fiscal Year 2006-2007** | **Fiscal Year 2007-2008** | **Amount of Increase** | **Fiscal Year 2006-2007** | **Fiscal Year 2007-2008** | **Amount of Increase** |
| | **1 Through 11.5 Hours/Per Hour** | | | **1 Through 11.5 Hours/Per Hour** | | |
| Instruction & General Fee | 350 | 364 | 14 | | | |
| Nonresident Tuition | 209 | 217 | 8 | | **NOT APPLICABLE** | |
| Total Nonresident | $ 559 | $ 581 | $ 22 | | | |
| | 12 or more Hours | | | 12 or more Hours | | |
| Instruction Fee | $ 3,460 | $ 3,598 | $ 138 | $ 11,533 | $ 12,110 | $ 577 |
| General Fee | 325 | 338 | 13 | 650 | 683 | 33 |
| Total Resident I&G Fee | $ 3,785 | $ 3,936 | $ 151 | $ 12,183 | $ 12,793 | $ 610 |
| Nonresident Tuition | 2,242 | 2,332 | 90 | 4,794 | 5,034 | 240 |
| Total Nonresident I&G Fee | $ 6,027 | $ 6,268 | $ 241 | $ 16,977 | $ 17,827 | $ 850 |

* The Hourly Rate Applies To All Credit Hours In Excess Of 18 Hours.
**School of Medicine Fees are charged on a two term basis.
***Main/Lake Undergrad - flat; Main/Lake Grad - 4%; BSOM - 5%
Nonresident undergrad - flat, nonresident grad - 4%

## BUDGET DETAIL

# G. President

# BUDGET REPORT

Organization: PR
President

Report Name: Budget Report by Account

Fiscal Year: 2007-08

| ACCOUNT | ACCOUNT_DESC | Revenue Dollars | Expense Dollars | Net Contribution |
|---|---|---|---|---|
| 611100 | Unclassified-Contract | | $164,374.64 | ($164,374.64) |
| 611109 | Unclassified-Vacancy Credit BgtPool | | $3,211.00 | ($3,211.00) |
| 612000 | Classified-Budget Pool | | $84,754.06 | ($84,754.06) |
| 612200 | NonExempt Unclassified Hourly | | $179,123.96 | ($179,123.96) |
| 614000 | Faculty-Budget Pool | | $501,148.57 | ($501,148.57) |
| 614200 | Faculty-Fiscal Year | | $1,642.50 | ($1,642.50) |
| 616000 | Student Wages-Budget Pool | | $492.00 | ($492.00) |
| **Total Personnel Services** | | | **$934,746.73** | **($934,746.73)** |
| 621100 | Staff Benefits-Unclassified | | $131,903.56 | ($131,903.56) |
| 622100 | Staff Benefits-Classified/Exmt Hrly | | $39,410.64 | ($39,410.64) |
| 623100 | Staff Benefits-Faculty | | $128,714.32 | ($128,714.32) |
| **Total Benefits** | | | **$300,028.52** | **($300,028.52)** |
| 717000 | Budget Pool-Contracted Services | | $236,542.00 | ($236,542.00) |
| 730000 | Budget Pool-Supplies | | $7,939.00 | ($7,939.00) |
| 740000 | Budget Pool-Travel | | $55,711.00 | ($55,711.00) |
| 750000 | Budget Pool-Info & Communications | | $33,028.00 | ($33,028.00) |
| 760000 | Budget Pool-Maintenance & Repair | | $10,307.00 | ($10,307.00) |
| 774100 | Data Processing Equipmnt Use-Intrnl | | $90,160.36 | ($90,160.36) |
| 775000 | Budget Pool-Equipment Rental Charge | | $2,180.00 | ($2,180.00) |
| 777000 | Budget Pool-Other Miscellaneous | | $310,180.00 | ($310,180.00) |
| **Total Operation** | | | **$746,047.36** | **($746,047.36)** |
| **Net Contribution (use) of Unallocated General: PR** | | | **$1,980,822.61** | **($1,980,822.61)** |

Report Package: Operating Ledger
report created by: Cats

Dec 4, 2007 3:15:40 PM

# BUDGET REPORT

Organization: PR5
President

Report Name: Budget Report by Account

Fiscal Year: 2007-08

| ACCOUNT | ACCOUNT_DESC | Revenue Dollars | Expense Dollars | Net Contribution |
|---|---|---|---|---|
| 611100 | Unclassified-Contract | | $164,374.64 | ($164,374.64) |
| 611109 | Unclassified-Vacancy Credit BgtPool | | $3,211.00 | ($3,211.00) |
| 612000 | Classified-Budget Pool | | $84,754.06 | ($84,754.06) |
| 612200 | NonExempt Unclassified Hourly | | $179,123.96 | ($179,123.96) |
| 614000 | Faculty-Budget Pool | | $501,148.57 | ($501,148.57) |
| 614200 | Faculty-Fiscal Year | | $1,642.50 | ($1,642.50) |
| 616000 | Student Wages-Budget Pool | | $492.00 | ($492.00) |
| **Total Personnel Services** | | | **$934,746.73** | **($934,746.73)** |
| 621100 | Staff Benefits-Unclassified | | $131,903.56 | ($131,903.56) |
| 622100 | Staff Benefits-Classified/Exmt Hrly | | $39,410.64 | ($39,410.64) |
| 623100 | Staff Benefits-Faculty | | $128,714.32 | ($128,714.32) |
| **Total Benefits** | | | **$300,028.52** | **($300,028.52)** |
| 717000 | Budget Pool-Contracted Services | | $236,542.00 | ($236,542.00) |
| 730000 | Budget Pool-Supplies | | $7,939.00 | ($7,939.00) |
| 740000 | Budget Pool-Travel | | $55,711.00 | ($55,711.00) |
| 750000 | Budget Pool-Info & Communications | | $33,028.00 | ($33,028.00) |
| 760000 | Budget Pool-Maintenance & Repair | | $10,307.00 | ($10,307.00) |
| 774100 | Data Processing Equipmnt Use-Intrnl | | $90,160.36 | ($90,160.36) |
| 775000 | Budget Pool-Equipment Rental Charge | | $2,180.00 | ($2,180.00) |
| 777000 | Budget Pool-Other Miscellaneous | | $310,180.00 | ($310,180.00) |
| **Total Operation** | | | **$746,047.36** | **($746,047.36)** |
| **Net Contribution (use) of Unallocated General: PR5** | | | **$1,980,822.61** | **($1,980,822.61)** |

Report Package: Operating Ledger
report created by: Cats

Dec 4, 2007 3:17:30 PM

# BUDGET REPORT

Organization: PR55
President

Report Name: Budget Report by Account

Fiscal Year: 2007-08

| ACCOUNT | ACCOUNT_DESC | Revenue Dollars | Expense Dollars | Net Contribution |
|---|---|---|---|---|
| 611100 | Unclassified-Contract | | $164,374.64 | ($164,374.64) |
| 611109 | Unclassified-Vacancy Credit BgtPool | | $3,211.00 | ($3,211.00) |
| 612000 | Classified-Budget Pool | | $84,754.06 | ($84,754.06) |
| 612200 | NonExempt Unclassified Hourly | | $179,123.96 | ($179,123.96) |
| 614000 | Faculty-Budget Pool | | $501,148.57 | ($501,148.57) |
| 614200 | Faculty-Fiscal Year | | $1,642.50 | ($1,642.50) |
| 616000 | Student Wages-Budget Pool | | $492.00 | ($492.00) |
| **Total Personnel Services** | | | **$934,746.73** | **($934,746.73)** |
| 621100 | Staff Benefits-Unclassified | | $131,903.56 | ($131,903.56) |
| 622100 | Staff Benefits-Classified/Exmt Hrly | | $39,410.64 | ($39,410.64) |
| 623100 | Staff Benefits-Faculty | | $128,714.32 | ($128,714.32) |
| **Total Benefits** | | | **$300,028.52** | **($300,028.52)** |
| 717000 | Budget Pool-Contracted Services | | $236,542.00 | ($236,542.00) |
| 730000 | Budget Pool-Supplies | | $7,939.00 | ($7,939.00) |
| 740000 | Budget Pool-Travel | | $55,711.00 | ($55,711.00) |
| 750000 | Budget Pool-Info & Communications | | $33,028.00 | ($33,028.00) |
| 760000 | Budget Pool-Maintenance & Repair | | $10,307.00 | ($10,307.00) |
| 774100 | Data Processing Equipmnt Use-Intrnl | | $90,160.36 | ($90,160.36) |
| 775000 | Budget Pool-Equipment Rental Charge | | $2,180.00 | ($2,180.00) |
| 777000 | Budget Pool-Other Miscellaneous | | $310,180.00 | ($310,180.00) |
| **Total Operation** | | | **$746,047.36** | **($746,047.36)** |
| **Net Contribution (use) of Unallocated General: PR55** | | | **$1,980,822.61** | **($1,980,822.61)** |

Report Package: Operating Ledger
report created by: Cats

Dec 4, 2007 3:36:33 PM

# BUDGET REPORT

Organization: BOT55
Governing Board

Report Name: Budget Report by Account

Fiscal Year: 2007-08

| ACCOUNT | ACCOUNT_DESC | Revenue Dollars | Expense Dollars | Net Contribution |
|---|---|---|---|---|
| 614000 | Faculty-Budget Pool | | $36,500.00 | ($36,500.00) |
| 614200 | Faculty-Fiscal Year | | $1,642.50 | ($1,642.50) |
| **Total Personnel Services** | | | **$38,142.50** | **($38,142.50)** |
| 621100 | Staff Benefits-Unclassified | | $0.10 | ($0.10) |
| 623100 | Staff Benefits-Faculty | | $9,764.48 | ($9,764.48) |
| **Total Benefits** | | | **$9,764.58** | **($9,764.58)** |
| 730000 | Budget Pool-Supplies | | $1,650.00 | ($1,650.00) |
| 740000 | Budget Pool-Travel | | $30,000.00 | ($30,000.00) |
| 750000 | Budget Pool-Info & Communications | | $5,856.00 | ($5,856.00) |
| 760000 | Budget Pool-Maintenance & Repair | | $10,207.00 | ($10,207.00) |
| **Total Operation** | | | **$47,713.00** | **($47,713.00)** |
| **Net Contribution (use) of Unallocated General: BOT55** | | | **$95,620.08** | **($95,620.08)** |

Report Package: Operating Ledger
report created by: Cats

Dec 4, 2007 3:39:05 PM

# BUDGET REPORT

Organization: BOT555
Governing Board

Report Name: Budget Report by Account

Fiscal Year: 2007-08

| ACCOUNT | ACCOUNT_DESC | Revenue Dollars | Expense Dollars | Net Contribution |
|---|---|---|---|---|
| 614000 | Faculty-Budget Pool | | $36,500.00 | ($36,500.00) |
| 614200 | Faculty-Fiscal Year | | $1,642.50 | ($1,642.50) |
| **Total Personnel Services** | | | **$38,142.50** | **($38,142.50)** |
| 621100 | Staff Benefits-Unclassified | | $0.10 | ($0.10) |
| 623100 | Staff Benefits-Faculty | | $9,764.48 | ($9,764.48) |
| **Total Benefits** | | | **$9,764.58** | **($9,764.58)** |
| 730000 | Budget Pool-Supplies | | $1,650.00 | ($1,650.00) |
| 740000 | Budget Pool-Travel | | $30,000.00 | ($30,000.00) |
| 750000 | Budget Pool-Info & Communications | | $5,856.00 | ($5,856.00) |
| 760000 | Budget Pool-Maintenance & Repair | | $10,207.00 | ($10,207.00) |
| **Total Operation** | | | **$47,713.00** | **($47,713.00)** |
| **Net Contribution (use) of Unallocated General: BOT555** | | | **$95,620.08** | **($95,620.08)** |

Report Package: Operating Ledger
report created by: Cats

Dec 4, 2007 3:40:50 PM

# BUDGET REPORT

Organization: 210800
Governing Board

Report Name: Budget Report by Account

Fiscal Year: 2007-08

| ACCOUNT | ACCOUNT_DESC | Revenue Dollars | Expense Dollars | Net Contribution |
|---|---|---|---|---|
| 614000 | Faculty-Budget Pool | | $36,500.00 | ($36,500.00) |
| 614200 | Faculty-Fiscal Year | | $1,642.50 | ($1,642.50) |
| **Total Personnel Services** | | | **$38,142.50** | **($38,142.50)** |
| 621100 | Staff Benefits-Unclassified | | $0.10 | ($0.10) |
| 623100 | Staff Benefits-Faculty | | $9,764.48 | ($9,764.48) |
| **Total Benefits** | | | **$9,764.58** | **($9,764.58)** |
| 730000 | Budget Pool-Supplies | | $1,650.00 | ($1,650.00) |
| 740000 | Budget Pool-Travel | | $30,000.00 | ($30,000.00) |
| 750000 | Budget Pool-Info & Communications | | $5,856.00 | ($5,856.00) |
| 760000 | Budget Pool-Maintenance & Repair | | $10,207.00 | ($10,207.00) |
| **Total Operation** | | | **$47,713.00** | **($47,713.00)** |
| **Net Contribution (use) of Unallocated General: 210800** | | | **$95,620.08** | **($95,620.08)** |

Report Package: Operating Ledger
report created by: Cats

Dec 4, 2007 3:42:57 PM

# BUDGET REPORT

Organization: OGC55
Office of General Counsel

Report Name: Budget Report by Account

Fiscal Year: 2007-08

| ACCOUNT | ACCOUNT_DESC | Revenue Dollars | Expense Dollars | Net Contribution |
|---|---|---|---|---|
| 611100 | Unclassified-Contract | | $164,077.31 | ($164,077.31) |
| 611109 | Unclassified-Vacancy Credit BgtPool | | $3,211.00 | ($3,211.00) |
| 612200 | NonExempt Unclassified Hourly | | $131,456.96 | ($131,456.96) |
| 616000 | Student Wages-Budget Pool | | $125.00 | ($125.00) |
| **Total Personnel Services** | | | **$298,870.27** | **($298,870.27)** |
| 621100 | Staff Benefits-Unclassified | | $113,485.16 | ($113,485.16) |
| **Total Benefits** | | | **$113,485.16** | **($113,485.16)** |
| 717000 | Budget Pool-Contracted Services | | $236,542.00 | ($236,542.00) |
| 730000 | Budget Pool-Supplies | | $2,783.00 | ($2,783.00) |
| 740000 | Budget Pool-Travel | | $4,227.00 | ($4,227.00) |
| 750000 | Budget Pool-Info & Communications | | $5,489.00 | ($5,489.00) |
| 760000 | Budget Pool-Maintenance & Repair | | $100.00 | ($100.00) |
| 774100 | Data Processing Equipmnt Use-Intrnl | | $32,591.44 | ($32,591.44) |
| 775000 | Budget Pool-Equipment Rental Charge | | $500.00 | ($500.00) |
| 777000 | Budget Pool-Other Miscellaneous | | $639.00 | ($639.00) |
| **Total Operation** | | | **$282,871.44** | **($282,871.44)** |
| **Net Contribution (use) of Unallocated General: OGC55** | | | **$695,226.87** | **($695,226.87)** |

Report Package: Operating Ledger
report created by: Cats

Dec 4, 2007 3:39:05 PM

# BUDGET REPORT

Organization: OGC555
Office of General Counsel

Report Name: Budget Report by Account

Fiscal Year: 2007-08

| ACCOUNT | ACCOUNT_DESC | Revenue Dollars | Expense Dollars | Net Contribution |
|---|---|---|---|---|
| 611100 | Unclassified-Contract | | $164,077.31 | ($164,077.31) |
| 611109 | Unclassified-Vacancy Credit BgtPool | | $3,211.00 | ($3,211.00) |
| 612200 | NonExempt Unclassified Hourly | | $131,456.96 | ($131,456.96) |
| 616000 | Student Wages-Budget Pool | | $125.00 | ($125.00) |
| **Total Personnel Services** | | | **$298,870.27** | **($298,870.27)** |
| 621100 | Staff Benefits-Unclassified | | $113,485.16 | ($113,485.16) |
| **Total Benefits** | | | **$113,485.16** | **($113,485.16)** |
| 717000 | Budget Pool-Contracted Services | | $236,542.00 | ($236,542.00) |
| 730000 | Budget Pool-Supplies | | $2,783.00 | ($2,783.00) |
| 740000 | Budget Pool-Travel | | $4,227.00 | ($4,227.00) |
| 750000 | Budget Pool-Info & Communications | | $5,489.00 | ($5,489.00) |
| 760000 | Budget Pool-Maintenance & Repair | | $100.00 | ($100.00) |
| 774100 | Data Processing Equipmnt Use-Intrnl | | $32,591.44 | ($32,591.44) |
| 775000 | Budget Pool-Equipment Rental Charge | | $500.00 | ($500.00) |
| 777000 | Budget Pool-Other Miscellaneous | | $639.00 | ($639.00) |
| **Total Operation** | | | **$282,871.44** | **($282,871.44)** |
| **Net Contribution (use) of Unallocated General: OGC555** | | | **$695,226.87** | **($695,226.87)** |

Report Package: Operating Ledger
report created by: Cats

Dec 4, 2007 3:40:50 PM

# BUDGET REPORT

Organization: 210750
Office of General Counsel

Report Name: Budget Report by Account

Fiscal Year: 2007-08

| ACCOUNT | ACCOUNT_DESC | Revenue Dollars | Expense Dollars | Net Contribution |
|---|---|---|---|---|
| 611100 | Unclassified-Contract | | $164,077.31 | ($164,077.31) |
| 611109 | Unclassified-Vacancy Credit BgtPool | | $3,211.00 | ($3,211.00) |
| 612200 | NonExempt Unclassified Hourly | | $131,456.96 | ($131,456.96) |
| 616000 | Student Wages-Budget Pool | | $125.00 | ($125.00) |
| **Total Personnel Services** | | | **$298,870.27** | **($298,870.27)** |
| 621100 | Staff Benefits-Unclassified | | $113,485.16 | ($113,485.16) |
| **Total Benefits** | | | **$113,485.16** | **($113,485.16)** |
| 717000 | Budget Pool-Contracted Services | | $236,542.00 | ($236,542.00) |
| 730000 | Budget Pool-Supplies | | $2,783.00 | ($2,783.00) |
| 740000 | Budget Pool-Travel | | $4,227.00 | ($4,227.00) |
| 750000 | Budget Pool-Info & Communications | | $5,489.00 | ($5,489.00) |
| 760000 | Budget Pool-Maintenance & Repair | | $100.00 | ($100.00) |
| 774100 | Data Processing Equipmnt Use-Intrnl | | $32,591.44 | ($32,591.44) |
| 775000 | Budget Pool-Equipment Rental Charge | | $500.00 | ($500.00) |
| 777000 | Budget Pool-Other Miscellaneous | | $639.00 | ($639.00) |
| **Total Operation** | | | **$282,871.44** | **($282,871.44)** |
| **Net Contribution (use) of Unallocated General: 210750** | | | **$695,226.87** | **($695,226.87)** |

Report Package: Operating Ledger
report created by: Cats

Dec 4, 2007 3:42:57 PM

# BUDGET REPORT

Organization: PRA55
President Administration

Report Name: Budget Report by Account

Fiscal Year: 2007-08

| ACCOUNT | ACCOUNT_DESC | Revenue Dollars | Expense Dollars | Net Contribution |
|---|---|---|---|---|
| 611100 | Unclassified-Contract | | $297.33 | ($297.33) |
| 612000 | Classified-Budget Pool | | $84,754.06 | ($84,754.06) |
| 612200 | NonExempt Unclassified Hourly | | $47,667.00 | ($47,667.00) |
| 614000 | Faculty-Budget Pool | | $464,648.57 | ($464,648.57) |
| 616000 | Student Wages-Budget Pool | | $367.00 | ($367.00) |
| **Total Personnel Services** | | | **$597,733.96** | **($597,733.96)** |
| 621100 | Staff Benefits-Unclassified | | $18,418.30 | ($18,418.30) |
| 622100 | Staff Benefits-Classified/Exmt Hrly | | $39,410.64 | ($39,410.64) |
| 623100 | Staff Benefits-Faculty | | $118,949.84 | ($118,949.84) |
| **Total Benefits** | | | **$176,778.78** | **($176,778.78)** |
| 730000 | Budget Pool-Supplies | | $3,506.00 | ($3,506.00) |
| 740000 | Budget Pool-Travel | | $21,484.00 | ($21,484.00) |
| 750000 | Budget Pool-Info & Communications | | $21,683.00 | ($21,683.00) |
| 774100 | Data Processing Equipmnt Use-Intrnl | | $57,568.92 | ($57,568.92) |
| 775000 | Budget Pool-Equipment Rental Charge | | $1,680.00 | ($1,680.00) |
| 777000 | Budget Pool-Other Miscellaneous | | $309,541.00 | ($309,541.00) |
| **Total Operation** | | | **$415,462.92** | **($415,462.92)** |
| **Net Contribution (use) of Unallocated General: PRA55** | | | **$1,189,975.66** | **($1,189,975.66)** |

Report Package: Operating Ledger
report created by: Cats

Dec 4, 2007 3:39:05 PM

# BUDGET REPORT

Organization: PRA555
President Administration

Report Name: Budget Report by Account

Fiscal Year: 2007-08

| ACCOUNT | ACCOUNT_DESC | Revenue Dollars | Expense Dollars | Net Contribution |
|---|---|---|---|---|
| 611100 | Unclassified-Contract | | $297.33 | ($297.33) |
| 612000 | Classified-Budget Pool | | $84,754.06 | ($84,754.06) |
| 612200 | NonExempt Unclassified Hourly | | $47,667.00 | ($47,667.00) |
| 614000 | Faculty-Budget Pool | | $464,648.57 | ($464,648.57) |
| 616000 | Student Wages-Budget Pool | | $367.00 | ($367.00) |
| **Total Personnel Services** | | | **$597,733.96** | **($597,733.96)** |
| 621100 | Staff Benefits-Unclassified | | $18,418.30 | ($18,418.30) |
| 622100 | Staff Benefits-Classified/Exmt Hrly | | $39,410.64 | ($39,410.64) |
| 623100 | Staff Benefits-Faculty | | $118,949.84 | ($118,949.84) |
| **Total Benefits** | | | **$176,778.78** | **($176,778.78)** |
| 730000 | Budget Pool-Supplies | | $3,506.00 | ($3,506.00) |
| 740000 | Budget Pool-Travel | | $21,484.00 | ($21,484.00) |
| 750000 | Budget Pool-Info & Communications | | $21,683.00 | ($21,683.00) |
| 774100 | Data Processing Equipmnt Use-Intrnl | | $57,568.92 | ($57,568.92) |
| 775000 | Budget Pool-Equipment Rental Charge | | $1,680.00 | ($1,680.00) |
| 777000 | Budget Pool-Other Miscellaneous | | $309,541.00 | ($309,541.00) |
| **Total Operation** | | | **$415,462.92** | **($415,462.92)** |
| **Net Contribution (use) of Unallocated General: PRA555** | | | **$1,189,975.66** | **($1,189,975.66)** |

Report Package: Operating Ledger
report created by: Cats

Dec 4, 2007 3:40:50 PM

# BUDGET REPORT

Organization: 210700
President

Report Name: Budget Report by Account

Fiscal Year: 2007-08

| ACCOUNT | ACCOUNT_DESC | Revenue Dollars | Expense Dollars | Net Contribution |
|---|---|---|---|---|
| 611100 | Unclassified-Contract | | $297.33 | ($297.33) |
| 612000 | Classified-Budget Pool | | $84,754.06 | ($84,754.06) |
| 612200 | NonExempt Unclassified Hourly | | $47,667.00 | ($47,667.00) |
| 614000 | Faculty-Budget Pool | | $464,648.57 | ($464,648.57) |
| 616000 | Student Wages-Budget Pool | | $367.00 | ($367.00) |
| **Total Personnel Services** | | | **$597,733.96** | **($597,733.96)** |
| 621100 | Staff Benefits-Unclassified | | $18,418.30 | ($18,418.30) |
| 622100 | Staff Benefits-Classified/Exmt Hrly | | $39,410.64 | ($39,410.64) |
| 623100 | Staff Benefits-Faculty | | $118,949.84 | ($118,949.84) |
| **Total Benefits** | | | **$176,778.78** | **($176,778.78)** |
| 730000 | Budget Pool-Supplies | | $3,506.00 | ($3,506.00) |
| 740000 | Budget Pool-Travel | | $21,484.00 | ($21,484.00) |
| 750000 | Budget Pool-Info & Communications | | $19,683.00 | ($19,683.00) |
| 774100 | Data Processing Equipmnt Use-Intrnl | | $57,568.92 | ($57,568.92) |
| 775000 | Budget Pool-Equipment Rental Charge | | $1,680.00 | ($1,680.00) |
| 777000 | Budget Pool-Other Miscellaneous | | $122,517.00 | ($122,517.00) |
| **Total Operation** | | | **$226,438.92** | **($226,438.92)** |
| **Net Contribution (use) of Unallocated General: 210700** | | | **$1,000,951.66** | **($1,000,951.66)** |

Report Package: Operating Ledger
report created by: Cats

Dec 4, 2007 3:42:57 PM

# BUDGET REPORT

Organization: 210703
United Way Campaign

Report Name: Budget Report by Account

Fiscal Year: 2007-08

| ACCOUNT | ACCOUNT_DESC | Revenue Dollars | Expense Dollars | Net Contribution |
|---|---|---|---|---|
| 777000 | Budget Pool-Other Miscellaneous | | $2,500.00 | ($2,500.00) |
| Total Operation | | | **$2,500.00** | **($2,500.00)** |
| Net Contribution (use) of Unallocated General: 210703 | | | **$2,500.00** | **($2,500.00)** |

Report Package: Operating Ledger
report created by: Cats

Dec 4, 2007 3:42:57 PM

# BUDGET REPORT

Organization: 210704

Report Name: Budget Report by Account

Wright Way Policies & Procedures

Fiscal Year: 2007-08

| ACCOUNT | ACCOUNT_DESC | Revenue Dollars | Expense Dollars | Net Contribution |
|---|---|---|---|---|
| 750000 | Budget Pool-Info & Communications | | $2,000.00 | ($2,000.00) |
| Total Operation | | | **$2,000.00** | **($2,000.00)** |
| Net Contribution (use) of Unallocated General: 210704 | | | **$2,000.00** | **($2,000.00)** |

Report Package: Operating Ledger

report created by: Cats

Dec 4, 2007 3:42:57 PM

# BUDGET REPORT

Organization: 210705
President's Awards for Excellence

Report Name: Budget Report by Account

Fiscal Year: 2007-08

| ACCOUNT | ACCOUNT_DESC | Revenue Dollars | Expense Dollars | Net Contribution |
|---|---|---|---|---|
| 777000 | Budget Pool-Other Miscellaneous | | $10,000.00 | ($10,000.00) |
| Total Operation | | | **$10,000.00** | **($10,000.00)** |
| Net Contribution (use) of Unallocated General: 210705 | | | **$10,000.00** | **($10,000.00)** |

Report Package: Operating Ledger
report created by: Cats

Dec 4, 2007 3:42:57 PM

# BUDGET REPORT

Organization: 210706

African American Mentoring Program

Report Name: Budget Report by Account

Fiscal Year: 2007-08

| ACCOUNT | ACCOUNT_DESC | Revenue Dollars | Expense Dollars | Net Contribution |
|---|---|---|---|---|
| 777000 | Budget Pool-Other Miscellaneous | | $14,592.00 | ($14,592.00) |
| Total Operation | | | **$14,592.00** | **($14,592.00)** |
| Net Contribution (use) of Unallocated General: 210706 | | | **$14,592.00** | **($14,592.00)** |

Report Package: Operating Ledger

report created by: Cats

Dec 4, 2007 3:42:57 PM

# BUDGET REPORT

Organization: 210707
Emerging Initiatives

Report Name: Budget Report by Account

Fiscal Year: 2007-08

| ACCOUNT | ACCOUNT_DESC | Revenue Dollars | Expense Dollars | Net Contribution |
|---|---|---|---|---|
| 777000 | Budget Pool-Other Miscellaneous | | $159,932.00 | ($159,932.00) |
| Total Operation | | | **$159,932.00** | **($159,932.00)** |
| Net Contribution (use) of Unallocated General: 210707 | | | **$159,932.00** | **($159,932.00)** |

Report Package: Operating Ledger
report created by: Cats

Dec 4, 2007 3:42:57 PM

# BUDGET DETAIL

# H. Provost

# BUDGET REPORT

Organization: PV
Provost

Report Name: Budget Report by Account

Fiscal Year: 2007-08

| ACCOUNT | ACCOUNT_DESC | Revenue Dollars | Expense Dollars | Net Contribution |
|---|---|---|---|---|
| 500100 | State Share of Instruction | $2,327,253.00 | | $2,327,253.00 |
| 500200 | Access Challenge Subsidy | $241,734.00 | | $241,734.00 |
| 500210 | Jobs Challenge Subsidy | ($5,000.00) | | ($5,000.00) |
| 500300 | Other State Appropriations/Subsidy | $7,874.00 | | $7,874.00 |
| 501007 | Undergraduate I&G Fees Summer | $376,757.00 | | $376,757.00 |
| 501010 | Undergraduate I&G Fees Fall | $1,007,761.00 | | $1,007,761.00 |
| 501020 | Undergraduate I&G Fees Winter | $966,301.00 | | $966,301.00 |
| 501030 | Undergraduate I&G Fees Spring | $947,916.00 | | $947,916.00 |
| 501107 | Masters I&G Fees Summer | $180,259.00 | | $180,259.00 |
| 501110 | Masters I&G Fees Fall | $133,044.00 | | $133,044.00 |
| 501120 | Masters I&G Fees Winter | $137,005.00 | | $137,005.00 |
| 501130 | Masters I&G Fees Spring | $175,306.00 | | $175,306.00 |
| 501310 | Tuition-Undergraduate Fall | $2,583.00 | | $2,583.00 |
| 501320 | Tuition-Undergraduate Winter | $5,165.00 | | $5,165.00 |
| 501330 | Tuition-Undergraduate Spring | $5,165.00 | | $5,165.00 |
| 501600 | Application Fee-Undergrad | $5,000.00 | | $5,000.00 |
| 501630 | Application Fee-Nondegree | $100.00 | | $100.00 |
| 501800 | Registration Fees | $1,100.00 | | $1,100.00 |
| 502150 | Graduation Fees | $2,500.00 | | $2,500.00 |
| 502200 | Laboratory Fees | $1,072,039.17 | | $1,072,039.17 |
| 502270 | Transcripts | $900.00 | | $900.00 |
| 502320 | Student Fines | $62,350.00 | | $62,350.00 |
| 502600 | Miscellaneous Student Fees | $557,635.71 | | $557,635.71 |
| 503000 | Non-Credit Fees | $854,753.96 | | $854,753.96 |
| 504850 | Facilities & Admin-Nongovt-Other | $10,500.00 | | $10,500.00 |
| 504990 | Grants | $34,003.00 | | $34,003.00 |
| 505250 | Departmental Sales & Service | $1,927,379.00 | | $1,927,379.00 |
| 505310 | Interlibrary Loan Fee | $7,000.00 | | $7,000.00 |
| 505320 | Photocopying Income | $27,500.00 | | $27,500.00 |
| 505360 | Clinical Practice Income | $122,484.03 | | $122,484.03 |
| 505370 | Student Clinic Fees | $314,023.00 | | $314,023.00 |
| 505750 | Parking Permits/Fees | $12,500.00 | | $12,500.00 |
| 505850 | Resident Phone-Long Distance | $47,000.00 | | $47,000.00 |
| 505900 | Sales-New Text Books | $450,129.24 | | $450,129.24 |

Report Package: Operating Ledger
report created by: Cats

Dec 4, 2007 3:15:40 PM

# BUDGET REPORT

Organization: PV
Provost

Report Name: Budget Report by Account

Fiscal Year: 2007-08

| ACCOUNT | ACCOUNT_DESC | Revenue Dollars | Expense Dollars | Net Contribution |
|---|---|---|---|---|
| 505930 | Sales-Supplies | $10,511.64 | | $10,511.64 |
| 505960 | Sales-Trade Material | $36,204.60 | | $36,204.60 |
| 507150 | Commissions Income | $4,000.00 | | $4,000.00 |
| 507350 | Miscellaneous Income | $153,879.12 | | $153,879.12 |
| 507450 | Rental Income | $7,500.00 | | $7,500.00 |
| 577030 | Budget Pool-Balance CarryoverRevenu | ($28,741.66) | | ($28,741.66) |
| **Total Revenue** | | **$12,201,373.81** | | **$12,201,373.81** |
| 610005 | Unclassified-Budget Pool | | ($4,733.00) | $4,733.00 |
| 611100 | Unclassified-Contract | | $17,243,788.38 | ($17,243,788.38) |
| 611109 | Unclassified-Vacancy Credit BgtPool | | $145,834.75 | ($145,834.75) |
| 611110 | Unclassified-<51percent | | $790.11 | ($790.11) |
| 611150 | Unclassified-Retirees | | $49,471.83 | ($49,471.83) |
| 611500 | Graduate Assistants | | $804,853.77 | ($804,853.77) |
| 611505 | Grads & Res-Budget Pool | | $137,495.73 | ($137,495.73) |
| 611510 | Graduate Assistants-Summer | | $2,950.41 | ($2,950.41) |
| 611600 | Residents | | $18,655.88 | ($18,655.88) |
| 611800 | Graduate Research Assistants | | $800,584.97 | ($800,584.97) |
| 611810 | Graduate Research Assistants-Summer | | $221,439.48 | ($221,439.48) |
| 612000 | Classified-Budget Pool | | $6,295,326.52 | ($6,295,326.52) |
| 612100 | Classified | | $815.57 | ($815.57) |
| 612109 | Classified-Vacancy Credit BP | | $25,357.00 | ($25,357.00) |
| 612110 | Classified -<51percent | | $236.81 | ($236.81) |
| 612150 | Classified-Retirees | | $808.01 | ($808.01) |
| 612200 | NonExempt Unclassified Hourly | | $1,982,069.58 | ($1,982,069.58) |
| 612255 | NonExempt Unclassified Hourly <51% | | $791.71 | ($791.71) |
| 613000 | Classified-Overtime Budget Pool | | $46,474.00 | ($46,474.00) |
| 613700 | Classified-Shift Differential | | $7,345.00 | ($7,345.00) |
| 614000 | Faculty-Budget Pool | | $48,753,488.89 | ($48,753,488.89) |
| 614100 | Faculty-Academic Year | | $26,901.44 | ($26,901.44) |
| 614109 | Faculty-Vacancy Credit Budget Pool | | $250,410.46 | ($250,410.46) |
| 614200 | Faculty-Fiscal Year | | $28,497.81 | ($28,497.81) |
| 614300 | Faculty-Teaching/Svc Merit Award | | $3,929.00 | ($3,929.00) |
| 615000 | Faculty-Other Budget Pool | | $1,717,248.44 | ($1,717,248.44) |
| 615200 | Faculty-Overload | | $91,019.06 | ($91,019.06) |

Report Package: Operating Ledger
report created by: Cats

Dec 4, 2007 3:15:40 PM

# BUDGET REPORT

Organization: PV
Provost

Report Name: Budget Report by Account

Fiscal Year: 2007-08

| ACCOUNT | ACCOUNT_DESC | Revenue Dollars | Expense Dollars | Net Contribution |
|---|---|---|---|---|
| 615300 | Faculty-Summer | | $4,909,028.00 | ($4,909,028.00) |
| 615304 | Faculty-Summer-Overload-AcademicFac | | $6,900.00 | ($6,900.00) |
| 615400 | Graduate Teaching Assistants | | $1,856,574.60 | ($1,856,574.60) |
| 615410 | Graduate Teaching Assistants-Summer | | $17,586.07 | ($17,586.07) |
| 616000 | Student Wages-Budget Pool | | $1,620,109.00 | ($1,620,109.00) |
| **Total Personnel Services** | | | **$87,062,049.28** | **($87,062,049.28)** |
| 621100 | Staff Benefits-Unclassified | | $7,194,145.03 | ($7,194,145.03) |
| 621110 | Staff Benefits-Unclassified<51%/Ret | | $22,698.94 | ($22,698.94) |
| 622100 | Staff Benefits-Classified/Exmt Hrly | | $3,161,537.46 | ($3,161,537.46) |
| 622110 | Staff Benefits-Classified <51%/Ret | | $733.08 | ($733.08) |
| 622130 | Staff Benefits-Classified-Overtime | | $25,025.85 | ($25,025.85) |
| 623100 | Staff Benefits-Faculty | | $12,490,975.05 | ($12,490,975.05) |
| 623200 | Staff Benefits-Faculty Part Time | | $885,852.40 | ($885,852.40) |
| 624100 | Staff Benefits-Residents | | $9,164.93 | ($9,164.93) |
| 624200 | Staff Benefits-Regular Student PERS | | $1,400.00 | ($1,400.00) |
| 625500 | Fee Waiver-Retirees & Dependents | | $15,000.00 | ($15,000.00) |
| 625600 | Fee Waiver-Employee Dependents-Decs | | $5,000.00 | ($5,000.00) |
| **Total Benefits** | | | **$23,811,532.74** | **($23,811,532.74)** |
| 717000 | Budget Pool-Contracted Services | | $1,034,282.23 | ($1,034,282.23) |
| 717030 | Cost Recovery-Contracted Services | | ($10,000.00) | $10,000.00 |
| 717150 | Professional Fees | | $23,100.00 | ($23,100.00) |
| 730000 | Budget Pool-Supplies | | $3,176,125.28 | ($3,176,125.28) |
| 737930 | Cost Recovery-Supplies | | ($54,116.53) | $54,116.53 |
| 740000 | Budget Pool-Travel | | $1,411,882.80 | ($1,411,882.80) |
| 746700 | Travel-in Ohio | | ($1,111.00) | $1,111.00 |
| 746900 | Travel-Foreign | | $6,700.00 | ($6,700.00) |
| 747930 | Cost Recovery-Travel | | ($20,000.00) | $20,000.00 |
| 750000 | Budget Pool-Info & Communications | | $5,061,453.59 | ($5,061,453.59) |
| 757930 | Cost Recovery-Informatn/Communicatn | | ($2,057,000.00) | $2,057,000.00 |
| 760000 | Budget Pool-Maintenance & Repair | | $2,205,462.99 | ($2,205,462.99) |
| 767930 | Cost Recovery-Maintenance & Repair | | ($79,500.00) | $79,500.00 |
| 770100 | Insurance | | $29,518.00 | ($29,518.00) |
| 770500 | SBR-College Sponsored | | $71,559.00 | ($71,559.00) |

Report Package: Operating Ledger
report created by: Cats

Dec 4, 2007 3:15:40 PM

# BUDGET REPORT

Organization: PV
Provost

Report Name: Budget Report by Account

Fiscal Year: 2007-08

| ACCOUNT | ACCOUNT_DESC | Revenue Dollars | Expense Dollars | Net Contribution |
|---|---|---|---|---|
| 772000 | Budget Pool-Employee Education Cost | | $40,648.00 | ($40,648.00) |
| 773000 | Budget Pool-Scholarships&Fellowshps | | $789,993.86 | ($789,993.86) |
| 773400 | Waivers-GA Academic In State | | $873,659.28 | ($873,659.28) |
| 773420 | Waivers-GA Summer In State | | $488,495.28 | ($488,495.28) |
| 773440 | Waivers-GTA Academic In State | | $1,288,167.92 | ($1,288,167.92) |
| 773460 | Waivers-GTA Summer In State | | $735,818.72 | ($735,818.72) |
| 773480 | Waivers-GRA Academic In State | | $474,983.06 | ($474,983.06) |
| 773500 | Waivers-GRA Summer In State | | $271,317.60 | ($271,317.60) |
| 774100 | Data Processing Equipmnt Use-Intrnl | | $6,712,531.00 | ($6,712,531.00) |
| 775000 | Budget Pool-Equipment Rental Charge | | $200,739.00 | ($200,739.00) |
| 777000 | Budget Pool-Other Miscellaneous | | $2,788,890.67 | ($2,788,890.67) |
| 777030 | Budget Pool-Balance Carryover Exp | | ($17,015.00) | $17,015.00 |
| 777850 | Unrestricted Balance | | $4,144.95 | ($4,144.95) |
| 777930 | Cost Recovery-Miscellaneous | | ($9,957,491.00) | $9,957,491.00 |
| 780000 | Budget Pool-Purchased for Resale | | $317,866.54 | ($317,866.54) |
| 793000 | Budget Pool-Building | | $8,700.00 | ($8,700.00) |
| 794000 | Budget Pool-Capital Equipment | | $107,232.00 | ($107,232.00) |
| 795000 | Budget Pool-Library Acquisitions | | $1,939,085.00 | ($1,939,085.00) |
| **Total Operation** | | | **$17,866,123.24** | **($17,866,123.24)** |
| 878300 | Plant O&M Cost Allocatn Aux-Debit | | $10,624.86 | ($10,624.86) |
| 878700 | Indirect Costs Aux-Debit | | $363,626.00 | ($363,626.00) |
| 879010 | Library Cost Allocation-Credit | | ($1,202,914.00) | $1,202,914.00 |
| 879110 | S/C Svc Cost Allocation-Credit | | ($96,266.00) | $96,266.00 |
| 879210 | Student Health Cost Allocatn-Credit | | ($384,610.61) | $384,610.61 |
| 879300 | Plant O&M Cost Allocatn E&G-Debit | | $1,244,008.98 | ($1,244,008.98) |
| 879600 | Ohio Link Library Allocation-Debit | | $43,344.00 | ($43,344.00) |
| 879610 | Ohio Link Library Allocation-Credit | | ($43,344.00) | $43,344.00 |
| 879840 | Renewal & Replacement-Debit | | $1,116,000.00 | ($1,116,000.00) |
| 879880 | Earning Support/Trsf-Debit | | $2,101,112.30 | ($2,101,112.30) |
| 879890 | Earning Support/Trsf-Credit | | ($1,201,621.39) | $1,201,621.39 |
| **Total Transfers** | | | **$1,949,960.14** | **($1,949,960.14)** |
| **Net Contribution (use) of Unallocated General: PV** | | **$12,201,373.81** | **$130,689,665.40** | **($118,488,291.59)** |

Report Package: Operating Ledger
report created by: Cats

Dec 4, 2007 3:15:40 PM

# BUDGET REPORT

Organization: PVA
Provost Academic

Report Name: Budget Report by Account

Fiscal Year: 2007-08

| ACCOUNT | ACCOUNT_DESC | Revenue Dollars | Expense Dollars | Net Contribution |
|---|---|---|---|---|
| 500100 | State Share of Instruction | $2,327,253.00 | | $2,327,253.00 |
| 500200 | Access Challenge Subsidy | $241,734.00 | | $241,734.00 |
| 500210 | Jobs Challenge Subsidy | ($5,000.00) | | ($5,000.00) |
| 500300 | Other State Appropriations/Subsidy | $7,874.00 | | $7,874.00 |
| 501007 | Undergraduate I&G Fees Summer | $376,757.00 | | $376,757.00 |
| 501010 | Undergraduate I&G Fees Fall | $1,007,761.00 | | $1,007,761.00 |
| 501020 | Undergraduate I&G Fees Winter | $966,301.00 | | $966,301.00 |
| 501030 | Undergraduate I&G Fees Spring | $947,916.00 | | $947,916.00 |
| 501107 | Masters I&G Fees Summer | $180,259.00 | | $180,259.00 |
| 501110 | Masters I&G Fees Fall | $133,044.00 | | $133,044.00 |
| 501120 | Masters I&G Fees Winter | $137,005.00 | | $137,005.00 |
| 501130 | Masters I&G Fees Spring | $175,306.00 | | $175,306.00 |
| 501310 | Tuition-Undergraduate Fall | $2,583.00 | | $2,583.00 |
| 501320 | Tuition-Undergraduate Winter | $5,165.00 | | $5,165.00 |
| 501330 | Tuition-Undergraduate Spring | $5,165.00 | | $5,165.00 |
| 501600 | Application Fee-Undergrad | $5,000.00 | | $5,000.00 |
| 501630 | Application Fee-Nondegree | $100.00 | | $100.00 |
| 501800 | Registration Fees | $1,100.00 | | $1,100.00 |
| 502150 | Graduation Fees | $2,500.00 | | $2,500.00 |
| 502200 | Laboratory Fees | $1,072,039.17 | | $1,072,039.17 |
| 502270 | Transcripts | $900.00 | | $900.00 |
| 502320 | Student Fines | $62,350.00 | | $62,350.00 |
| 502600 | Miscellaneous Student Fees | $30,113.00 | | $30,113.00 |
| 503000 | Non-Credit Fees | $251,007.96 | | $251,007.96 |
| 504850 | Facilities & Admin-Nongovt-Other | $10,500.00 | | $10,500.00 |
| 504990 | Grants | $34,003.00 | | $34,003.00 |
| 505250 | Departmental Sales & Service | $634,379.00 | | $634,379.00 |
| 505310 | Interlibrary Loan Fee | $7,000.00 | | $7,000.00 |
| 505320 | Photocopying Income | $27,500.00 | | $27,500.00 |
| 505360 | Clinical Practice Income | $122,484.03 | | $122,484.03 |
| 505370 | Student Clinic Fees | $314,023.00 | | $314,023.00 |
| 505750 | Parking Permits/Fees | $10,000.00 | | $10,000.00 |
| 505900 | Sales-New Text Books | $450,129.24 | | $450,129.24 |
| 505930 | Sales-Supplies | $10,511.64 | | $10,511.64 |

Report Package: Operating Ledger
report created by: Cats

Dec 4, 2007 3:17:30 PM

# BUDGET REPORT

Organization: PVA
Provost Academic

Report Name: Budget Report by Account

Fiscal Year: 2007-08

| ACCOUNT | ACCOUNT_DESC | Revenue Dollars | Expense Dollars | Net Contribution |
|---|---|---|---|---|
| 505960 | Sales-Trade Material | $36,204.60 | | $36,204.60 |
| 507350 | Miscellaneous Income | $105,879.12 | | $105,879.12 |
| 577030 | Budget Pool-Balance CarryoverRevenu | ($28,741.66) | | ($28,741.66) |
| **Total Revenue** | | **$9,668,105.10** | | **$9,668,105.10** |
| 611100 | Unclassified-Contract | | $8,443,019.03 | ($8,443,019.03) |
| 611109 | Unclassified-Vacancy Credit BgtPool | | $123,828.75 | ($123,828.75) |
| 611110 | Unclassified-<51percent | | $509.21 | ($509.21) |
| 611150 | Unclassified-Retirees | | $48,946.83 | ($48,946.83) |
| 611500 | Graduate Assistants | | $778,509.80 | ($778,509.80) |
| 611505 | Grads & Res-Budget Pool | | $137,495.73 | ($137,495.73) |
| 611510 | Graduate Assistants-Summer | | $2,950.41 | ($2,950.41) |
| 611600 | Residents | | $18,655.88 | ($18,655.88) |
| 611800 | Graduate Research Assistants | | $800,584.97 | ($800,584.97) |
| 611810 | Graduate Research Assistants-Summer | | $221,439.48 | ($221,439.48) |
| 612000 | Classified-Budget Pool | | $3,750,395.51 | ($3,750,395.51) |
| 612100 | Classified | | $815.57 | ($815.57) |
| 612110 | Classified -<51percent | | $236.81 | ($236.81) |
| 612150 | Classified-Retirees | | $808.01 | ($808.01) |
| 612200 | NonExempt Unclassified Hourly | | $1,290,174.82 | ($1,290,174.82) |
| 612255 | NonExempt Unclassified Hourly <51% | | $791.71 | ($791.71) |
| 613000 | Classified-Overtime Budget Pool | | $2,413.00 | ($2,413.00) |
| 614000 | Faculty-Budget Pool | | $48,195,337.22 | ($48,195,337.22) |
| 614100 | Faculty-Academic Year | | $26,901.44 | ($26,901.44) |
| 614109 | Faculty-Vacancy Credit Budget Pool | | $250,410.46 | ($250,410.46) |
| 614200 | Faculty-Fiscal Year | | $28,497.81 | ($28,497.81) |
| 614300 | Faculty-Teaching/Svc Merit Award | | $3,929.00 | ($3,929.00) |
| 615000 | Faculty-Other Budget Pool | | $1,625,649.44 | ($1,625,649.44) |
| 615200 | Faculty-Overload | | $91,019.06 | ($91,019.06) |
| 615300 | Faculty-Summer | | $4,904,188.00 | ($4,904,188.00) |
| 615304 | Faculty-Summer-Overload-AcademicFac | | $6,900.00 | ($6,900.00) |
| 615400 | Graduate Teaching Assistants | | $1,856,574.60 | ($1,856,574.60) |
| 615410 | Graduate Teaching Assistants-Summer | | $17,586.07 | ($17,586.07) |
| 616000 | Student Wages-Budget Pool | | $1,001,538.00 | ($1,001,538.00) |

# BUDGET REPORT

Organization: PVA
Provost Academic

Report Name: Budget Report by Account

Fiscal Year: 2007-08

| ACCOUNT | ACCOUNT_DESC | Revenue Dollars | Expense Dollars | Net Contribution |
|---|---|---|---|---|
| **Total Personnel Services** | | | **$73,630,106.62** | **($73,630,106.62)** |
| 621100 | Staff Benefits-Unclassified | | $3,549,175.25 | ($3,549,175.25) |
| 621110 | Staff Benefits-Unclassified<51%/Ret | | $21,910.92 | ($21,910.92) |
| 622100 | Staff Benefits-Classified/Exmt Hrly | | $1,929,095.12 | ($1,929,095.12) |
| 622110 | Staff Benefits-Classified <51%/Ret | | $733.08 | ($733.08) |
| 622130 | Staff Benefits-Classified-Overtime | | $1,122.05 | ($1,122.05) |
| 623100 | Staff Benefits-Faculty | | $12,348,057.46 | ($12,348,057.46) |
| 623200 | Staff Benefits-Faculty Part Time | | $873,122.45 | ($873,122.45) |
| 624100 | Staff Benefits-Residents | | $9,164.93 | ($9,164.93) |
| 624200 | Staff Benefits-Regular Student PERS | | $1,400.00 | ($1,400.00) |
| **Total Benefits** | | | **$18,733,781.26** | **($18,733,781.26)** |
| 717000 | Budget Pool-Contracted Services | | $739,437.25 | ($739,437.25) |
| 717030 | Cost Recovery-Contracted Services | | ($10,000.00) | $10,000.00 |
| 717150 | Professional Fees | | $23,100.00 | ($23,100.00) |
| 730000 | Budget Pool-Supplies | | $2,294,576.41 | ($2,294,576.41) |
| 737930 | Cost Recovery-Supplies | | ($44,116.53) | $44,116.53 |
| 740000 | Budget Pool-Travel | | $911,430.24 | ($911,430.24) |
| 750000 | Budget Pool-Info & Communications | | $3,412,496.20 | ($3,412,496.20) |
| 760000 | Budget Pool-Maintenance & Repair | | $501,693.99 | ($501,693.99) |
| 767930 | Cost Recovery-Maintenance & Repair | | ($79,500.00) | $79,500.00 |
| 770100 | Insurance | | $29,518.00 | ($29,518.00) |
| 770500 | SBR-College Sponsored | | $71,559.00 | ($71,559.00) |
| 772000 | Budget Pool-Employee Education Cost | | $3,288.00 | ($3,288.00) |
| 773000 | Budget Pool-Scholarships&Fellowshps | | $769,993.86 | ($769,993.86) |
| 773400 | Waivers-GA Academic In State | | $841,837.36 | ($841,837.36) |
| 773420 | Waivers-GA Summer In State | | $473,171.92 | ($473,171.92) |
| 773440 | Waivers-GTA Academic In State | | $1,288,167.92 | ($1,288,167.92) |
| 773460 | Waivers-GTA Summer In State | | $735,818.72 | ($735,818.72) |
| 773480 | Waivers-GRA Academic In State | | $474,983.06 | ($474,983.06) |
| 773500 | Waivers-GRA Summer In State | | $271,317.60 | ($271,317.60) |
| 774100 | Data Processing Equipmnt Use-Intrnl | | $5,441,901.03 | ($5,441,901.03) |
| 775000 | Budget Pool-Equipment Rental Charge | | $114,310.00 | ($114,310.00) |
| 777000 | Budget Pool-Other Miscellaneous | | $1,006,095.06 | ($1,006,095.06) |

Report Package: Operating Ledger
report created by: Cats

Dec 4, 2007 3:17:30 PM

# BUDGET REPORT

Organization: PVA
Provost Academic

Report Name: Budget Report by Account

Fiscal Year: 2007-08

| ACCOUNT | ACCOUNT_DESC | Revenue Dollars | Expense Dollars | Net Contribution |
|---|---|---|---|---|
| 777030 | Budget Pool-Balance Carryover Exp | | ($17,015.00) | $17,015.00 |
| 777850 | Unrestricted Balance | | $4,144.95 | ($4,144.95) |
| 780000 | Budget Pool-Purchased for Resale | | $317,866.54 | ($317,866.54) |
| 794000 | Budget Pool-Capital Equipment | | $91,272.00 | ($91,272.00) |
| 795000 | Budget Pool-Library Acquisitions | | $1,939,085.00 | ($1,939,085.00) |
| **Total Operation** | | | **$21,606,432.58** | **($21,606,432.58)** |
| 878300 | Plant O&M Cost Allocatn Aux-Debit | | $10,624.86 | ($10,624.86) |
| 878700 | Indirect Costs Aux-Debit | | $363,626.00 | ($363,626.00) |
| 879110 | S/C Svc Cost Allocation-Credit | | ($96,266.00) | $96,266.00 |
| 879210 | Student Health Cost Allocatn-Credit | | ($384,610.61) | $384,610.61 |
| 879300 | Plant O&M Cost Allocatn E&G-Debit | | $725,491.87 | ($725,491.87) |
| 879600 | Ohio Link Library Allocation-Debit | | $43,344.00 | ($43,344.00) |
| 879610 | Ohio Link Library Allocation-Credit | | ($43,344.00) | $43,344.00 |
| 879880 | Earning Support/Trsf-Debit | | $1,888,055.40 | ($1,888,055.40) |
| 879890 | Earning Support/Trsf-Credit | | ($928,297.69) | $928,297.69 |
| **Total Transfers** | | | **$1,578,623.83** | **($1,578,623.83)** |
| **Net Contribution (use) of Unallocated General: PVA** | | **$9,668,105.10** | **$115,548,944.29** | **($105,880,839.19)** |

Report Package: Operating Ledger
report created by: Cats

Dec 4, 2007 3:17:30 PM

# BUDGET REPORT

Organization: PVN
Provost Non-Academic

Report Name: Budget Report by Account

Fiscal Year: 2007-08

| ACCOUNT | ACCOUNT_DESC | Revenue Dollars | Expense Dollars | Net Contribution |
|---|---|---|---|---|
| 502600 | Miscellaneous Student Fees | $527,522.71 | | $527,522.71 |
| 503000 | Non-Credit Fees | $603,746.00 | | $603,746.00 |
| 505250 | Departmental Sales & Service | $1,293,000.00 | | $1,293,000.00 |
| 505750 | Parking Permits/Fees | $2,500.00 | | $2,500.00 |
| 505850 | Resident Phone-Long Distance | $47,000.00 | | $47,000.00 |
| 507150 | Commissions Income | $4,000.00 | | $4,000.00 |
| 507350 | Miscellaneous Income | $48,000.00 | | $48,000.00 |
| 507450 | Rental Income | $7,500.00 | | $7,500.00 |
| **Total Revenue** | | **$2,533,268.71** | | **$2,533,268.71** |
| 610005 | Unclassified-Budget Pool | | ($4,733.00) | $4,733.00 |
| 611100 | Unclassified-Contract | | $8,800,769.35 | ($8,800,769.35) |
| 611109 | Unclassified-Vacancy Credit BgtPool | | $22,006.00 | ($22,006.00) |
| 611110 | Unclassified-<51percent | | $280.90 | ($280.90) |
| 611150 | Unclassified-Retirees | | $525.00 | ($525.00) |
| 611500 | Graduate Assistants | | $26,343.97 | ($26,343.97) |
| 612000 | Classified-Budget Pool | | $2,544,931.01 | ($2,544,931.01) |
| 612109 | Classified-Vacancy Credit BP | | $25,357.00 | ($25,357.00) |
| 612200 | NonExempt Unclassified Hourly | | $691,894.76 | ($691,894.76) |
| 613000 | Classified-Overtime Budget Pool | | $44,061.00 | ($44,061.00) |
| 613700 | Classified-Shift Differential | | $7,345.00 | ($7,345.00) |
| 614000 | Faculty-Budget Pool | | $558,151.67 | ($558,151.67) |
| 615000 | Faculty-Other Budget Pool | | $91,599.00 | ($91,599.00) |
| 615300 | Faculty-Summer | | $4,840.00 | ($4,840.00) |
| 616000 | Student Wages-Budget Pool | | $618,571.00 | ($618,571.00) |
| **Total Personnel Services** | | | **$13,431,942.66** | **($13,431,942.66)** |
| 621100 | Staff Benefits-Unclassified | | $3,644,969.78 | ($3,644,969.78) |
| 621110 | Staff Benefits-Unclassified<51%/Ret | | $788.02 | ($788.02) |
| 622100 | Staff Benefits-Classified/Exmt Hrly | | $1,232,442.34 | ($1,232,442.34) |
| 622130 | Staff Benefits-Classified-Overtime | | $23,903.80 | ($23,903.80) |
| 623100 | Staff Benefits-Faculty | | $142,917.59 | ($142,917.59) |
| 623200 | Staff Benefits-Faculty Part Time | | $12,729.95 | ($12,729.95) |
| 625500 | Fee Waiver-Retirees & Dependents | | $15,000.00 | ($15,000.00) |
| 625600 | Fee Waiver-Employee Dependents-Decs | | $5,000.00 | ($5,000.00) |

Report Package: Operating Ledger
report created by: Cats

Dec 4, 2007 3:17:30 PM

# BUDGET REPORT

Organization: PVN
Provost Non-Academic

Report Name: Budget Report by Account

Fiscal Year: 2007-08

| ACCOUNT | ACCOUNT_DESC | Revenue Dollars | Expense Dollars | Net Contribution |
|---|---|---|---|---|
| **Total Benefits** | | | **$5,077,751.48** | **($5,077,751.48)** |
| 717000 | Budget Pool-Contracted Services | | $294,844.98 | ($294,844.98) |
| 730000 | Budget Pool-Supplies | | $881,548.87 | ($881,548.87) |
| 737930 | Cost Recovery-Supplies | | ($10,000.00) | $10,000.00 |
| 740000 | Budget Pool-Travel | | $500,452.56 | ($500,452.56) |
| 746700 | Travel-in Ohio | | ($1,111.00) | $1,111.00 |
| 746900 | Travel-Foreign | | $6,700.00 | ($6,700.00) |
| 747930 | Cost Recovery-Travel | | ($20,000.00) | $20,000.00 |
| 750000 | Budget Pool-Info & Communications | | $1,648,957.39 | ($1,648,957.39) |
| 757930 | Cost Recovery-Informatn/Communicatn | | ($2,057,000.00) | $2,057,000.00 |
| 760000 | Budget Pool-Maintenance & Repair | | $1,703,769.00 | ($1,703,769.00) |
| 772000 | Budget Pool-Employee Education Cost | | $37,360.00 | ($37,360.00) |
| 773000 | Budget Pool-Scholarships&Fellowshps | | $20,000.00 | ($20,000.00) |
| 773400 | Waivers-GA Academic In State | | $31,821.92 | ($31,821.92) |
| 773420 | Waivers-GA Summer In State | | $15,323.36 | ($15,323.36) |
| 774100 | Data Processing Equipmnt Use-Intrnl | | $1,270,629.97 | ($1,270,629.97) |
| 775000 | Budget Pool-Equipment Rental Charge | | $86,429.00 | ($86,429.00) |
| 777000 | Budget Pool-Other Miscellaneous | | $1,782,795.61 | ($1,782,795.61) |
| 777930 | Cost Recovery-Miscellaneous | | ($9,957,491.00) | $9,957,491.00 |
| 793000 | Budget Pool-Building | | $8,700.00 | ($8,700.00) |
| 794000 | Budget Pool-Capital Equipment | | $15,960.00 | ($15,960.00) |
| **Total Operation** | | | **($3,740,309.34)** | **$3,740,309.34** |
| 879010 | Library Cost Allocation-Credit | | ($1,202,914.00) | $1,202,914.00 |
| 879300 | Plant O&M Cost Allocatn E&G-Debit | | $518,517.11 | ($518,517.11) |
| 879840 | Renewal & Replacement-Debit | | $1,116,000.00 | ($1,116,000.00) |
| 879880 | Earning Support/Trsf-Debit | | $213,056.90 | ($213,056.90) |
| 879890 | Earning Support/Trsf-Credit | | ($273,323.70) | $273,323.70 |
| **Total Transfers** | | | **$371,336.31** | **($371,336.31)** |
| **Net Contribution (use) of Unallocated General: PVN** | | **$2,533,268.71** | **$15,140,721.11** | **($12,607,452.40)** |

Report Package: Operating Ledger
report created by: Cats

Dec 4, 2007 3:17:30 PM

# BUDGET REPORT

Organization: PVN5
Provost Non-Academic

Report Name: Budget Report by Account

Fiscal Year: 2007-08

| ACCOUNT | ACCOUNT_DESC | Revenue Dollars | Expense Dollars | Net Contribution |
|---|---|---|---|---|
| 502600 | Miscellaneous Student Fees | $96,885.55 | | $96,885.55 |
| 503000 | Non-Credit Fees | $603,746.00 | | $603,746.00 |
| 505250 | Departmental Sales & Service | $1,293,000.00 | | $1,293,000.00 |
| 505750 | Parking Permits/Fees | $2,500.00 | | $2,500.00 |
| 505850 | Resident Phone-Long Distance | $47,000.00 | | $47,000.00 |
| 507150 | Commissions Income | $4,000.00 | | $4,000.00 |
| 507350 | Miscellaneous Income | $48,000.00 | | $48,000.00 |
| 507450 | Rental Income | $7,500.00 | | $7,500.00 |
| **Total Revenue** | | **$2,102,631.55** | | **$2,102,631.55** |
| 610005 | Unclassified-Budget Pool | | ($4,733.00) | $4,733.00 |
| 611100 | Unclassified-Contract | | $7,512,196.44 | ($7,512,196.44) |
| 611109 | Unclassified-Vacancy Credit BgtPool | | $17,527.00 | ($17,527.00) |
| 611150 | Unclassified-Retirees | | $525.00 | ($525.00) |
| 611500 | Graduate Assistants | | $26,343.97 | ($26,343.97) |
| 612000 | Classified-Budget Pool | | $2,399,277.93 | ($2,399,277.93) |
| 612109 | Classified-Vacancy Credit BP | | $15,267.00 | ($15,267.00) |
| 612200 | NonExempt Unclassified Hourly | | $633,153.89 | ($633,153.89) |
| 613000 | Classified-Overtime Budget Pool | | $44,061.00 | ($44,061.00) |
| 613700 | Classified-Shift Differential | | $7,345.00 | ($7,345.00) |
| 614000 | Faculty-Budget Pool | | $418,357.32 | ($418,357.32) |
| 616000 | Student Wages-Budget Pool | | $354,960.00 | ($354,960.00) |
| **Total Personnel Services** | | | **$11,424,281.55** | **($11,424,281.55)** |
| 621100 | Staff Benefits-Unclassified | | $3,128,597.97 | ($3,128,597.97) |
| 622100 | Staff Benefits-Classified/Exmt Hrly | | $1,115,130.64 | ($1,115,130.64) |
| 622130 | Staff Benefits-Classified-Overtime | | $23,903.80 | ($23,903.80) |
| 623100 | Staff Benefits-Faculty | | $107,130.24 | ($107,130.24) |
| 625500 | Fee Waiver-Retirees & Dependents | | $15,000.00 | ($15,000.00) |
| 625600 | Fee Waiver-Employee Dependents-Decs | | $5,000.00 | ($5,000.00) |
| **Total Benefits** | | | **$4,394,762.65** | **($4,394,762.65)** |
| 717000 | Budget Pool-Contracted Services | | $294,768.30 | ($294,768.30) |
| 730000 | Budget Pool-Supplies | | $818,555.00 | ($818,555.00) |
| 737930 | Cost Recovery-Supplies | | ($10,000.00) | $10,000.00 |
| 740000 | Budget Pool-Travel | | $371,605.86 | ($371,605.86) |

Report Package: Operating Ledger
report created by: Cats

Dec 4, 2007 3:36:33 PM

# BUDGET REPORT

Organization: PVN5
Provost Non-Academic

Report Name: Budget Report by Account

Fiscal Year: 2007-08

| ACCOUNT | ACCOUNT_DESC | Revenue Dollars | Expense Dollars | Net Contribution |
|---|---|---|---|---|
| 746900 | Travel-Foreign | | $6,700.00 | ($6,700.00) |
| 747930 | Cost Recovery-Travel | | ($20,000.00) | $20,000.00 |
| 750000 | Budget Pool-Info & Communications | | $1,556,325.00 | ($1,556,325.00) |
| 757930 | Cost Recovery-Informatn/Communicatn | | ($2,057,000.00) | $2,057,000.00 |
| 760000 | Budget Pool-Maintenance & Repair | | $1,703,719.00 | ($1,703,719.00) |
| 772000 | Budget Pool-Employee Education Cost | | $37,360.00 | ($37,360.00) |
| 773000 | Budget Pool-Scholarships&Fellowshps | | $20,000.00 | ($20,000.00) |
| 773400 | Waivers-GA Academic In State | | $31,821.92 | ($31,821.92) |
| 773420 | Waivers-GA Summer In State | | $15,323.36 | ($15,323.36) |
| 774100 | Data Processing Equipmnt Use-Intrnl | | $946,015.59 | ($946,015.59) |
| 775000 | Budget Pool-Equipment Rental Charge | | $86,429.00 | ($86,429.00) |
| 777000 | Budget Pool-Other Miscellaneous | | $1,680,725.38 | ($1,680,725.38) |
| 777930 | Cost Recovery-Miscellaneous | | ($9,957,491.00) | $9,957,491.00 |
| 793000 | Budget Pool-Building | | $8,000.00 | ($8,000.00) |
| 794000 | Budget Pool-Capital Equipment | | $15,960.00 | ($15,960.00) |
| **Total Operation** | | | **($4,451,182.59)** | **$4,451,182.59** |
| 879010 | Library Cost Allocation-Credit | | ($1,202,914.00) | $1,202,914.00 |
| 879300 | Plant O&M Cost Allocatn E&G-Debit | | $518,517.11 | ($518,517.11) |
| 879840 | Renewal & Replacement-Debit | | $1,116,000.00 | ($1,116,000.00) |
| 879880 | Earning Support/Trsf-Debit | | $213,056.90 | ($213,056.90) |
| 879890 | Earning Support/Trsf-Credit | | ($243,323.70) | $243,323.70 |
| **Total Transfers** | | | **$401,336.31** | **($401,336.31)** |
| **Net Contribution (use) of Unallocated General: PVN5** | | **$2,102,631.55** | **$11,769,197.92** | **($9,666,566.37)** |

Report Package: Operating Ledger
report created by: Cats

Dec 4, 2007 3:36:33 PM

# BUDGET REPORT

Organization: AAP55
Affirmative Action Programs

Report Name: Budget Report by Account

Fiscal Year: 2007-08

| ACCOUNT | ACCOUNT_DESC | Revenue Dollars | Expense Dollars | Net Contribution |
|---|---|---|---|---|
| 611100 | Unclassified-Contract | | $164,414.75 | ($164,414.75) |
| 611500 | Graduate Assistants | | $4,983.96 | ($4,983.96) |
| 612000 | Classified-Budget Pool | | $28,985.88 | ($28,985.88) |
| 616000 | Student Wages-Budget Pool | | $5,150.00 | ($5,150.00) |
| **Total Personnel Services** | | | **$203,534.59** | **($203,534.59)** |
| 621100 | Staff Benefits-Unclassified | | $63,135.27 | ($63,135.27) |
| 622100 | Staff Benefits-Classified/Exmt Hrly | | $13,478.43 | ($13,478.43) |
| **Total Benefits** | | | **$76,613.70** | **($76,613.70)** |
| 730000 | Budget Pool-Supplies | | $1,260.00 | ($1,260.00) |
| 740000 | Budget Pool-Travel | | $2,882.00 | ($2,882.00) |
| 750000 | Budget Pool-Info & Communications | | $7,162.00 | ($7,162.00) |
| 760000 | Budget Pool-Maintenance & Repair | | $150.00 | ($150.00) |
| 772000 | Budget Pool-Employee Education Cost | | $200.00 | ($200.00) |
| 773400 | Waivers-GA Academic In State | | $8,941.92 | ($8,941.92) |
| 773420 | Waivers-GA Summer In State | | $5,107.44 | ($5,107.44) |
| 774100 | Data Processing Equipmnt Use-Intrnl | | $27,855.93 | ($27,855.93) |
| 777000 | Budget Pool-Other Miscellaneous | | $2,500.00 | ($2,500.00) |
| **Total Operation** | | | **$56,059.29** | **($56,059.29)** |
| **Net Contribution (use) of Unallocated General: AAP55** | | | **$336,207.58** | **($336,207.58)** |

Report Package: Operating Ledger
report created by: Cats

Dec 4, 2007 3:39:05 PM

# BUDGET REPORT

Organization: AAP555
Affirmative Action Programs

Report Name: Budget Report by Account

Fiscal Year: 2007-08

| ACCOUNT | ACCOUNT_DESC | Revenue Dollars | Expense Dollars | Net Contribution |
|---|---|---|---|---|
| 611100 | Unclassified-Contract | | $164,414.75 | ($164,414.75) |
| 611500 | Graduate Assistants | | $4,983.96 | ($4,983.96) |
| 612000 | Classified-Budget Pool | | $28,985.88 | ($28,985.88) |
| 616000 | Student Wages-Budget Pool | | $5,150.00 | ($5,150.00) |
| **Total Personnel Services** | | | **$203,534.59** | **($203,534.59)** |
| 621100 | Staff Benefits-Unclassified | | $63,135.27 | ($63,135.27) |
| 622100 | Staff Benefits-Classified/Exmt Hrly | | $13,478.43 | ($13,478.43) |
| **Total Benefits** | | | **$76,613.70** | **($76,613.70)** |
| 730000 | Budget Pool-Supplies | | $1,260.00 | ($1,260.00) |
| 740000 | Budget Pool-Travel | | $2,882.00 | ($2,882.00) |
| 750000 | Budget Pool-Info & Communications | | $7,162.00 | ($7,162.00) |
| 760000 | Budget Pool-Maintenance & Repair | | $150.00 | ($150.00) |
| 772000 | Budget Pool-Employee Education Cost | | $200.00 | ($200.00) |
| 773400 | Waivers-GA Academic In State | | $8,941.92 | ($8,941.92) |
| 773420 | Waivers-GA Summer In State | | $5,107.44 | ($5,107.44) |
| 774100 | Data Processing Equipmnt Use-Intrnl | | $27,855.93 | ($27,855.93) |
| 777000 | Budget Pool-Other Miscellaneous | | $2,500.00 | ($2,500.00) |
| **Total Operation** | | | **$56,059.29** | **($56,059.29)** |
| **Net Contribution (use) of Unallocated General: AAP555** | | | **$336,207.58** | **($336,207.58)** |

Report Package: Operating Ledger
report created by: Cats

Dec 4, 2007 3:40:50 PM

# BUDGET REPORT

Organization: 218150
Affirmative Action Programs

Report Name: Budget Report by Account

Fiscal Year: 2007-08

| ACCOUNT | ACCOUNT_DESC | Revenue Dollars | Expense Dollars | Net Contribution |
|---|---|---|---|---|
| 611100 | Unclassified-Contract | | $164,414.75 | ($164,414.75) |
| 611500 | Graduate Assistants | | $4,983.96 | ($4,983.96) |
| 612000 | Classified-Budget Pool | | $28,985.88 | ($28,985.88) |
| 616000 | Student Wages-Budget Pool | | $5,150.00 | ($5,150.00) |
| **Total Personnel Services** | | | **$203,534.59** | **($203,534.59)** |
| 621100 | Staff Benefits-Unclassified | | $63,135.27 | ($63,135.27) |
| 622100 | Staff Benefits-Classified/Exmt Hrly | | $13,478.43 | ($13,478.43) |
| **Total Benefits** | | | **$76,613.70** | **($76,613.70)** |
| 730000 | Budget Pool-Supplies | | $1,260.00 | ($1,260.00) |
| 740000 | Budget Pool-Travel | | $2,882.00 | ($2,882.00) |
| 750000 | Budget Pool-Info & Communications | | $7,162.00 | ($7,162.00) |
| 760000 | Budget Pool-Maintenance & Repair | | $150.00 | ($150.00) |
| 772000 | Budget Pool-Employee Education Cost | | $200.00 | ($200.00) |
| 773400 | Waivers-GA Academic In State | | $8,941.92 | ($8,941.92) |
| 773420 | Waivers-GA Summer In State | | $5,107.44 | ($5,107.44) |
| 774100 | Data Processing Equipmnt Use-Intrnl | | $27,855.93 | ($27,855.93) |
| 777000 | Budget Pool-Other Miscellaneous | | $2,500.00 | ($2,500.00) |
| **Total Operation** | | | **$56,059.29** | **($56,059.29)** |
| **Net Contribution (use) of Unallocated General: 218150** | | | **$336,207.58** | **($336,207.58)** |

Report Package: Operating Ledger
report created by: Cats

Dec 4, 2007 3:42:57 PM

# BUDGET REPORT

Organization: CAT55
Computing & Telecommunications

Report Name: Budget Report by Account

Fiscal Year: 2007-08

| ACCOUNT | ACCOUNT_DESC | Revenue Dollars | Expense Dollars | Net Contribution |
|---|---|---|---|---|
| 505250 | Departmental Sales & Service | $1,292,000.00 | | $1,292,000.00 |
| 505850 | Resident Phone-Long Distance | $47,000.00 | | $47,000.00 |
| 507150 | Commissions Income | $4,000.00 | | $4,000.00 |
| 507350 | Miscellaneous Income | $48,000.00 | | $48,000.00 |
| **Total Revenue** | | **$1,391,000.00** | | **$1,391,000.00** |
| 611100 | Unclassified-Contract | | $3,992,234.42 | ($3,992,234.42) |
| 612000 | Classified-Budget Pool | | $799,265.86 | ($799,265.86) |
| 612200 | NonExempt Unclassified Hourly | | $588,039.87 | ($588,039.87) |
| 613000 | Classified-Overtime Budget Pool | | $42,000.00 | ($42,000.00) |
| 613700 | Classified-Shift Differential | | $7,345.00 | ($7,345.00) |
| 616000 | Student Wages-Budget Pool | | $220,580.00 | ($220,580.00) |
| **Total Personnel Services** | | | **$5,649,465.15** | **($5,649,465.15)** |
| 621100 | Staff Benefits-Unclassified | | $1,758,825.30 | ($1,758,825.30) |
| 622100 | Staff Benefits-Classified/Exmt Hrly | | $371,658.13 | ($371,658.13) |
| 622130 | Staff Benefits-Classified-Overtime | | $22,945.43 | ($22,945.43) |
| **Total Benefits** | | | **$2,153,428.86** | **($2,153,428.86)** |
| 717000 | Budget Pool-Contracted Services | | $155,295.00 | ($155,295.00) |
| 730000 | Budget Pool-Supplies | | $592,864.00 | ($592,864.00) |
| 740000 | Budget Pool-Travel | | $140,610.00 | ($140,610.00) |
| 750000 | Budget Pool-Info & Communications | | $985,037.00 | ($985,037.00) |
| 757930 | Cost Recovery-Informatn/Communicatn | | ($2,053,000.00) | $2,053,000.00 |
| 760000 | Budget Pool-Maintenance & Repair | | $1,659,539.00 | ($1,659,539.00) |
| 772000 | Budget Pool-Employee Education Cost | | $22,600.00 | ($22,600.00) |
| 774100 | Data Processing Equipmnt Use-Intrnl | | $27,856.00 | ($27,856.00) |
| 775000 | Budget Pool-Equipment Rental Charge | | $60,630.00 | ($60,630.00) |
| 777000 | Budget Pool-Other Miscellaneous | | $54,105.02 | ($54,105.02) |
| 777930 | Cost Recovery-Miscellaneous | | ($9,808,221.00) | $9,808,221.00 |
| 793000 | Budget Pool-Building | | $8,000.00 | ($8,000.00) |
| 794000 | Budget Pool-Capital Equipment | | $15,960.00 | ($15,960.00) |
| **Total Operation** | | | **($8,138,724.98)** | **$8,138,724.98** |
| 879300 | Plant O&M Cost Allocatn E&G-Debit | | $407,028.40 | ($407,028.40) |
| 879840 | Renewal & Replacement-Debit | | $1,116,000.00 | ($1,116,000.00) |
| 879890 | Earning Support/Trsf-Credit | | ($6,000.00) | $6,000.00 |

Report Package: Operating Ledger
report created by: Cats

Dec 4, 2007 3:39:05 PM

# BUDGET REPORT

Organization: CAT55
Computing & Telecommunications

Report Name: Budget Report by Account

Fiscal Year: 2007-08

| ACCOUNT | ACCOUNT_DESC | Revenue Dollars | Expense Dollars | Net Contribution |
|---|---|---|---|---|
| Total Transfers | | | $1,517,028.40 | ($1,517,028.40) |
| Net Contribution (use) of Unallocated General: CAT55 | | $1,391,000.00 | $1,181,197.43 | $209,802.57 |

Report Package: Operating Ledger
report created by: Cats

Dec 4, 2007 3:39:05 PM

# BUDGET REPORT

Organization: CAT555
Computing & Telecommunications

Report Name: Budget Report by Account

Fiscal Year: 2007-08

| ACCOUNT | ACCOUNT_DESC | Revenue Dollars | Expense Dollars | Net Contribution |
|---|---|---|---|---|
| 611100 | Unclassified-Contract | | $217,280.85 | ($217,280.85) |
| 612000 | Classified-Budget Pool | | $77,933.47 | ($77,933.47) |
| 616000 | Student Wages-Budget Pool | | $12,500.00 | ($12,500.00) |
| **Total Personnel Services** | | | **$307,714.32** | **($307,714.32)** |
| 621100 | Staff Benefits-Unclassified | | $83,435.85 | ($83,435.85) |
| 622100 | Staff Benefits-Classified/Exmt Hrly | | $36,239.06 | ($36,239.06) |
| **Total Benefits** | | | **$119,674.91** | **($119,674.91)** |
| 717000 | Budget Pool-Contracted Services | | $31,564.00 | ($31,564.00) |
| 730000 | Budget Pool-Supplies | | $10,000.00 | ($10,000.00) |
| 740000 | Budget Pool-Travel | | $8,000.00 | ($8,000.00) |
| 750000 | Budget Pool-Info & Communications | | $10,400.00 | ($10,400.00) |
| 760000 | Budget Pool-Maintenance & Repair | | $1,124,289.00 | ($1,124,289.00) |
| 772000 | Budget Pool-Employee Education Cost | | $3,000.00 | ($3,000.00) |
| 775000 | Budget Pool-Equipment Rental Charge | | $40,630.00 | ($40,630.00) |
| 777930 | Cost Recovery-Miscellaneous | | ($9,808,221.00) | $9,808,221.00 |
| 794000 | Budget Pool-Capital Equipment | | $3,086.00 | ($3,086.00) |
| **Total Operation** | | | **($8,577,252.00)** | **$8,577,252.00** |
| 879840 | Renewal & Replacement-Debit | | $456,000.00 | ($456,000.00) |
| **Total Transfers** | | | **$456,000.00** | **($456,000.00)** |
| **Net Contribution (use) of Unallocated General: CAT555** | | | **($7,693,862.77)** | **$7,693,862.77** |

Report Package: Operating Ledger
report created by: Cats

Dec 4, 2007 3:40:50 PM

# BUDGET REPORT

Organization: 218303

Computing Services Cost Recoveries

Report Name: Budget Report by Account

Fiscal Year: 2007-08

| ACCOUNT | ACCOUNT_DESC | Revenue Dollars | Expense Dollars | Net Contribution |
|---|---|---|---|---|
| 777930 | Cost Recovery-Miscellaneous | | ($9,808,221.00) | $9,808,221.00 |
| Total Operation | | | **($9,808,221.00)** | **$9,808,221.00** |
| Net Contribution (use) of Unallocated General: 218303 | | | **($9,808,221.00)** | **$9,808,221.00** |

Report Package: Operating Ledger
report created by: Cats

Dec 4, 2007 3:42:57 PM

# BUDGET REPORT

Organization: 218304

Report Name: Budget Report by Account

R/E Client Svs Aquisition/Maintnce

Fiscal Year: 2007-08

| ACCOUNT | ACCOUNT_DESC | Revenue Dollars | Expense Dollars | Net Contribution |
|---|---|---|---|---|
| 750000 | Budget Pool-Info & Communications | | $3,400.00 | ($3,400.00) |
| 760000 | Budget Pool-Maintenance & Repair | | $1,118,285.00 | ($1,118,285.00) |
| 775000 | Budget Pool-Equipment Rental Charge | | $40,630.00 | ($40,630.00) |
| Total Operation | | | **$1,162,315.00** | **($1,162,315.00)** |
| Net Contribution (use) of Unallocated General: 218304 | | | **$1,162,315.00** | **($1,162,315.00)** |

# BUDGET REPORT

Organization: 218305
R/E CATS Administration

Report Name: Budget Report by Account

Fiscal Year: 2007-08

| ACCOUNT | ACCOUNT_DESC | Revenue Dollars | Expense Dollars | Net Contribution |
|---|---|---|---|---|
| 611100 | Unclassified-Contract | | $217,280.85 | ($217,280.85) |
| 612000 | Classified-Budget Pool | | $77,933.47 | ($77,933.47) |
| 616000 | Student Wages-Budget Pool | | $12,500.00 | ($12,500.00) |
| **Total Personnel Services** | | | **$307,714.32** | **($307,714.32)** |
| 621100 | Staff Benefits-Unclassified | | $83,435.85 | ($83,435.85) |
| 622100 | Staff Benefits-Classified/Exmt Hrly | | $36,239.06 | ($36,239.06) |
| **Total Benefits** | | | **$119,674.91** | **($119,674.91)** |
| 717000 | Budget Pool-Contracted Services | | $31,564.00 | ($31,564.00) |
| 730000 | Budget Pool-Supplies | | $10,000.00 | ($10,000.00) |
| 740000 | Budget Pool-Travel | | $8,000.00 | ($8,000.00) |
| 750000 | Budget Pool-Info & Communications | | $7,000.00 | ($7,000.00) |
| 760000 | Budget Pool-Maintenance & Repair | | $6,004.00 | ($6,004.00) |
| 772000 | Budget Pool-Employee Education Cost | | $3,000.00 | ($3,000.00) |
| 794000 | Budget Pool-Capital Equipment | | $3,086.00 | ($3,086.00) |
| **Total Operation** | | | **$68,654.00** | **($68,654.00)** |
| 879840 | Renewal & Replacement-Debit | | $456,000.00 | ($456,000.00) |
| **Total Transfers** | | | **$456,000.00** | **($456,000.00)** |
| **Net Contribution (use) of Unallocated General: 218305** | | | **$952,043.23** | **($952,043.23)** |

Report Package: Operating Ledger
report created by: Cats

Dec 4, 2007 3:42:57 PM

# BUDGET REPORT

Organization: CTS555
Client Services

Report Name: Budget Report by Account

Fiscal Year: 2007-08

| ACCOUNT | ACCOUNT_DESC | Revenue Dollars | Expense Dollars | Net Contribution |
|---|---|---|---|---|
| 611100 | Unclassified-Contract | | $209,081.70 | ($209,081.70) |
| 612000 | Classified-Budget Pool | | $46,999.23 | ($46,999.23) |
| 612200 | NonExempt Unclassified Hourly | | $186,266.32 | ($186,266.32) |
| 616000 | Student Wages-Budget Pool | | $146,885.00 | ($146,885.00) |
| **Total Personnel Services** | | | **$589,232.25** | **($589,232.25)** |
| 621100 | Staff Benefits-Unclassified | | $171,267.36 | ($171,267.36) |
| 622100 | Staff Benefits-Classified/Exmt Hrly | | $21,854.64 | ($21,854.64) |
| **Total Benefits** | | | **$193,122.00** | **($193,122.00)** |
| 730000 | Budget Pool-Supplies | | $21,063.00 | ($21,063.00) |
| 740000 | Budget Pool-Travel | | $15,500.00 | ($15,500.00) |
| 750000 | Budget Pool-Info & Communications | | $25,791.00 | ($25,791.00) |
| 772000 | Budget Pool-Employee Education Cost | | $4,560.00 | ($4,560.00) |
| **Total Operation** | | | **$66,914.00** | **($66,914.00)** |
| **Net Contribution (use) of Unallocated General: CTS555** | | | **$849,268.25** | **($849,268.25)** |

Report Package: Operating Ledger
report created by: Cats

Dec 4, 2007 3:40:50 PM

# BUDGET REPORT

Organization: 218330
R/E Client Services

Report Name: Budget Report by Account

Fiscal Year: 2007-08

| ACCOUNT | ACCOUNT_DESC | Revenue Dollars | Expense Dollars | Net Contribution |
|---|---|---|---|---|
| 611100 | Unclassified-Contract | | $209,081.70 | ($209,081.70) |
| 612000 | Classified-Budget Pool | | $46,999.23 | ($46,999.23) |
| 612200 | NonExempt Unclassified Hourly | | $186,266.32 | ($186,266.32) |
| 616000 | Student Wages-Budget Pool | | $146,885.00 | ($146,885.00) |
| **Total Personnel Services** | | | **$589,232.25** | **($589,232.25)** |
| 621100 | Staff Benefits-Unclassified | | $171,267.36 | ($171,267.36) |
| 622100 | Staff Benefits-Classified/Exmt Hrly | | $21,854.64 | ($21,854.64) |
| **Total Benefits** | | | **$193,122.00** | **($193,122.00)** |
| 730000 | Budget Pool-Supplies | | $21,063.00 | ($21,063.00) |
| 740000 | Budget Pool-Travel | | $15,500.00 | ($15,500.00) |
| 750000 | Budget Pool-Info & Communications | | $25,791.00 | ($25,791.00) |
| 772000 | Budget Pool-Employee Education Cost | | $4,560.00 | ($4,560.00) |
| **Total Operation** | | | **$66,914.00** | **($66,914.00)** |
| **Net Contribution (use) of Unallocated General: 218330** | | | **$849,268.25** | **($849,268.25)** |

Report Package: Operating Ledger
report created by: Cats

Dec 4, 2007 3:42:57 PM

# BUDGET REPORT

Organization: ISV555
Information Services

Report Name: Budget Report by Account

Fiscal Year: 2007-08

| ACCOUNT | ACCOUNT_DESC | Revenue Dollars | Expense Dollars | Net Contribution |
|---|---|---|---|---|
| 611100 | Unclassified-Contract | | $1,721,602.62 | ($1,721,602.62) |
| **Total Personnel Services** | | | **$1,721,602.62** | **($1,721,602.62)** |
| 621100 | Staff Benefits-Unclassified | | $641,641.68 | ($641,641.68) |
| **Total Benefits** | | | **$641,641.68** | **($641,641.68)** |
| 717000 | Budget Pool-Contracted Services | | $4,000.00 | ($4,000.00) |
| 730000 | Budget Pool-Supplies | | $25,501.00 | ($25,501.00) |
| 740000 | Budget Pool-Travel | | $26,210.00 | ($26,210.00) |
| 750000 | Budget Pool-Info & Communications | | $20,500.00 | ($20,500.00) |
| 760000 | Budget Pool-Maintenance & Repair | | $2,000.00 | ($2,000.00) |
| 772000 | Budget Pool-Employee Education Cost | | $1,500.00 | ($1,500.00) |
| 794000 | Budget Pool-Capital Equipment | | $4,000.00 | ($4,000.00) |
| **Total Operation** | | | **$83,711.00** | **($83,711.00)** |
| 879300 | Plant O&M Cost Allocatn E&G-Debit | | $31,062.00 | ($31,062.00) |
| **Total Transfers** | | | **$31,062.00** | **($31,062.00)** |
| **Net Contribution (use) of Unallocated General: ISV555** | | | **$2,478,017.30** | **($2,478,017.30)** |

Report Package: Operating Ledger
report created by: Cats

Dec 4, 2007 3:40:50 PM

# BUDGET REPORT

Organization: 218320
R/E Information Services

Report Name: Budget Report by Account

Fiscal Year: 2007-08

| ACCOUNT | ACCOUNT_DESC | Revenue Dollars | Expense Dollars | Net Contribution |
|---|---|---|---|---|
| 611100 | Unclassified-Contract | | $1,721,602.62 | ($1,721,602.62) |
| **Total Personnel Services** | | | **$1,721,602.62** | **($1,721,602.62)** |
| 621100 | Staff Benefits-Unclassified | | $641,641.68 | ($641,641.68) |
| **Total Benefits** | | | **$641,641.68** | **($641,641.68)** |
| 717000 | Budget Pool-Contracted Services | | $4,000.00 | ($4,000.00) |
| 730000 | Budget Pool-Supplies | | $25,501.00 | ($25,501.00) |
| 740000 | Budget Pool-Travel | | $26,210.00 | ($26,210.00) |
| 750000 | Budget Pool-Info & Communications | | $20,500.00 | ($20,500.00) |
| 760000 | Budget Pool-Maintenance & Repair | | $2,000.00 | ($2,000.00) |
| 772000 | Budget Pool-Employee Education Cost | | $1,500.00 | ($1,500.00) |
| 794000 | Budget Pool-Capital Equipment | | $4,000.00 | ($4,000.00) |
| **Total Operation** | | | **$83,711.00** | **($83,711.00)** |
| 879300 | Plant O&M Cost Allocatn E&G-Debit | | $31,062.00 | ($31,062.00) |
| **Total Transfers** | | | **$31,062.00** | **($31,062.00)** |
| **Net Contribution (use) of Unallocated General: 218320** | | | **$2,478,017.30** | **($2,478,017.30)** |

Report Package: Operating Ledger
report created by: Cats

Dec 4, 2007 3:42:57 PM

# BUDGET REPORT

Organization: NWS555
Network Services

Report Name: Budget Report by Account

Fiscal Year: 2007-08

| ACCOUNT | ACCOUNT_DESC | Revenue Dollars | Expense Dollars | Net Contribution |
|---|---|---|---|---|
| 505250 | Departmental Sales & Service | $537,000.00 | | $537,000.00 |
| 505850 | Resident Phone-Long Distance | $13,000.00 | | $13,000.00 |
| **Total Revenue** | | **$550,000.00** | | **$550,000.00** |
| 611100 | Unclassified-Contract | | $897,040.56 | ($897,040.56) |
| 612200 | NonExempt Unclassified Hourly | | $345,625.08 | ($345,625.08) |
| 616000 | Student Wages-Budget Pool | | $36,000.00 | ($36,000.00) |
| **Total Personnel Services** | | | **$1,278,665.64** | **($1,278,665.64)** |
| 621100 | Staff Benefits-Unclassified | | $477,183.59 | ($477,183.59) |
| **Total Benefits** | | | **$477,183.59** | **($477,183.59)** |
| 717000 | Budget Pool-Contracted Services | | $17,731.00 | ($17,731.00) |
| 730000 | Budget Pool-Supplies | | $152,000.00 | ($152,000.00) |
| 740000 | Budget Pool-Travel | | $41,200.00 | ($41,200.00) |
| 750000 | Budget Pool-Info & Communications | | $91,000.00 | ($91,000.00) |
| 760000 | Budget Pool-Maintenance & Repair | | $282,000.00 | ($282,000.00) |
| 772000 | Budget Pool-Employee Education Cost | | $11,000.00 | ($11,000.00) |
| 777000 | Budget Pool-Other Miscellaneous | | ($15,951.75) | $15,951.75 |
| 794000 | Budget Pool-Capital Equipment | | ($79,626.00) | $79,626.00 |
| **Total Operation** | | | **$499,353.25** | **($499,353.25)** |
| 879300 | Plant O&M Cost Allocatn E&G-Debit | | $73,144.00 | ($73,144.00) |
| 879840 | Renewal & Replacement-Debit | | $180,000.00 | ($180,000.00) |
| **Total Transfers** | | | **$253,144.00** | **($253,144.00)** |
| **Net Contribution (use) of Unallocated General: NWS555** | | **$550,000.00** | **$2,508,346.48** | **($1,958,346.48)** |

Report Package: Operating Ledger
report created by: Cats

Dec 4, 2007 3:40:50 PM

# BUDGET REPORT

Organization: 218363
R/E PrintWright

Report Name: Budget Report by Account

Fiscal Year: 2007-08

| ACCOUNT | ACCOUNT_DESC | Revenue Dollars | Expense Dollars | Net Contribution |
|---|---|---|---|---|
| 505250 | Departmental Sales & Service | $50,000.00 | | $50,000.00 |
| **Total Revenue** | | **$50,000.00** | | **$50,000.00** |
| 730000 | Budget Pool-Supplies | | $15,000.00 | ($15,000.00) |
| 750000 | Budget Pool-Info & Communications | | $1,000.00 | ($1,000.00) |
| 760000 | Budget Pool-Maintenance & Repair | | $8,000.00 | ($8,000.00) |
| 794000 | Budget Pool-Capital Equipment | | $26,000.00 | ($26,000.00) |
| **Total Operation** | | | **$50,000.00** | **($50,000.00)** |
| **Net Contribution (use) of Unallocated General: 218363** | | **$50,000.00** | **$50,000.00** | **$0.00** |

Report Package: Operating Ledger
report created by: Cats

Dec 4, 2007 3:42:57 PM

# BUDGET REPORT

Organization: 218365
R/E RESNET

Report Name: Budget Report by Account

Fiscal Year: 2007-08

| ACCOUNT | ACCOUNT_DESC | Revenue Dollars | Expense Dollars | Net Contribution |
|---|---|---|---|---|
| 505250 | Departmental Sales & Service | $487,000.00 | | $487,000.00 |
| 505850 | Resident Phone-Long Distance | $13,000.00 | | $13,000.00 |
| **Total Revenue** | | **$500,000.00** | | **$500,000.00** |
| 611100 | Unclassified-Contract | | $76,528.37 | ($76,528.37) |
| 612200 | NonExempt Unclassified Hourly | | $42,410.87 | ($42,410.87) |
| 616000 | Student Wages-Budget Pool | | $17,000.00 | ($17,000.00) |
| **Total Personnel Services** | | | **$135,939.24** | **($135,939.24)** |
| 621100 | Staff Benefits-Unclassified | | $45,672.66 | ($45,672.66) |
| **Total Benefits** | | | **$45,672.66** | **($45,672.66)** |
| 717000 | Budget Pool-Contracted Services | | $3,000.00 | ($3,000.00) |
| 730000 | Budget Pool-Supplies | | $7,000.00 | ($7,000.00) |
| 740000 | Budget Pool-Travel | | $2,500.00 | ($2,500.00) |
| 750000 | Budget Pool-Info & Communications | | $10,000.00 | ($10,000.00) |
| 760000 | Budget Pool-Maintenance & Repair | | $64,000.00 | ($64,000.00) |
| 772000 | Budget Pool-Employee Education Cost | | $3,500.00 | ($3,500.00) |
| 777000 | Budget Pool-Other Miscellaneous | | ($15,951.75) | $15,951.75 |
| **Total Operation** | | | **$74,048.25** | **($74,048.25)** |
| 879840 | Renewal & Replacement-Debit | | $180,000.00 | ($180,000.00) |
| **Total Transfers** | | | **$180,000.00** | **($180,000.00)** |
| **Net Contribution (use) of Unallocated General: 218365** | | **$500,000.00** | **$435,660.15** | **$64,339.85** |

Report Package: Operating Ledger
report created by: Cats

Dec 4, 2007 3:42:57 PM

# BUDGET REPORT

Organization: 218366
R/E Network & Desktop Services

Report Name: Budget Report by Account

Fiscal Year: 2007-08

| ACCOUNT | ACCOUNT_DESC | Revenue Dollars | Expense Dollars | Net Contribution |
|---|---|---|---|---|
| 611100 | Unclassified-Contract | | $820,512.19 | ($820,512.19) |
| 612200 | NonExempt Unclassified Hourly | | $303,214.21 | ($303,214.21) |
| 616000 | Student Wages-Budget Pool | | $19,000.00 | ($19,000.00) |
| **Total Personnel Services** | | | **$1,142,726.40** | **($1,142,726.40)** |
| 621100 | Staff Benefits-Unclassified | | $431,510.93 | ($431,510.93) |
| **Total Benefits** | | | **$431,510.93** | **($431,510.93)** |
| 717000 | Budget Pool-Contracted Services | | $14,731.00 | ($14,731.00) |
| 730000 | Budget Pool-Supplies | | $130,000.00 | ($130,000.00) |
| 740000 | Budget Pool-Travel | | $38,700.00 | ($38,700.00) |
| 750000 | Budget Pool-Info & Communications | | $80,000.00 | ($80,000.00) |
| 760000 | Budget Pool-Maintenance & Repair | | $210,000.00 | ($210,000.00) |
| 772000 | Budget Pool-Employee Education Cost | | $7,500.00 | ($7,500.00) |
| 794000 | Budget Pool-Capital Equipment | | ($105,626.00) | $105,626.00 |
| **Total Operation** | | | **$375,305.00** | **($375,305.00)** |
| 879300 | Plant O&M Cost Allocatn E&G-Debit | | $73,144.00 | ($73,144.00) |
| **Total Transfers** | | | **$73,144.00** | **($73,144.00)** |
| **Net Contribution (use) of Unallocated General: 218366** | | | **$2,022,686.33** | **($2,022,686.33)** |

Report Package: Operating Ledger
report created by: Cats

Dec 4, 2007 3:42:57 PM

# BUDGET REPORT

Report Name: Budget Report by Account

Organization: SYS555
Systems Services

Fiscal Year: 2007-08

| ACCOUNT | ACCOUNT_DESC | Revenue Dollars | Expense Dollars | Net Contribution |
|---|---|---|---|---|
| 611100 | Unclassified-Contract | | $813,107.91 | ($813,107.91) |
| 612000 | Classified-Budget Pool | | $399,163.02 | ($399,163.02) |
| 612200 | NonExempt Unclassified Hourly | | $56,148.47 | ($56,148.47) |
| 613000 | Classified-Overtime Budget Pool | | $7,000.00 | ($7,000.00) |
| 613700 | Classified-Shift Differential | | $7,345.00 | ($7,345.00) |
| 616000 | Student Wages-Budget Pool | | $13,195.00 | ($13,195.00) |
| **Total Personnel Services** | | | **$1,295,959.40** | **($1,295,959.40)** |
| 621100 | Staff Benefits-Unclassified | | $333,794.44 | ($333,794.44) |
| 622100 | Staff Benefits-Classified/Exmt Hrly | | $185,610.81 | ($185,610.81) |
| 622130 | Staff Benefits-Classified-Overtime | | $6,670.43 | ($6,670.43) |
| **Total Benefits** | | | **$526,075.68** | **($526,075.68)** |
| 730000 | Budget Pool-Supplies | | $72,455.00 | ($72,455.00) |
| 740000 | Budget Pool-Travel | | $21,700.00 | ($21,700.00) |
| 750000 | Budget Pool-Info & Communications | | $37,346.00 | ($37,346.00) |
| 760000 | Budget Pool-Maintenance & Repair | | $11,250.00 | ($11,250.00) |
| 772000 | Budget Pool-Employee Education Cost | | $2,540.00 | ($2,540.00) |
| 777000 | Budget Pool-Other Miscellaneous | | $4,829.00 | ($4,829.00) |
| 794000 | Budget Pool-Capital Equipment | | $13,500.00 | ($13,500.00) |
| **Total Operation** | | | **$163,620.00** | **($163,620.00)** |
| 879300 | Plant O&M Cost Allocatn E&G-Debit | | $231,967.40 | ($231,967.40) |
| **Total Transfers** | | | **$231,967.40** | **($231,967.40)** |
| **Net Contribution (use) of Unallocated General: SYS555** | | | **$2,217,622.48** | **($2,217,622.48)** |

Report Package: Operating Ledger
report created by: Cats

Dec 4, 2007 3:40:50 PM

# BUDGET REPORT

Organization: 218340
R/E Systems Services

Report Name: Budget Report by Account

Fiscal Year: 2007-08

| ACCOUNT | ACCOUNT_DESC | Revenue Dollars | Expense Dollars | Net Contribution |
|---|---|---|---|---|
| 611100 | Unclassified-Contract | | $813,107.91 | ($813,107.91) |
| 612000 | Classified-Budget Pool | | $399,163.02 | ($399,163.02) |
| 612200 | NonExempt Unclassified Hourly | | $56,148.47 | ($56,148.47) |
| 613000 | Classified-Overtime Budget Pool | | $7,000.00 | ($7,000.00) |
| 613700 | Classified-Shift Differential | | $7,345.00 | ($7,345.00) |
| 616000 | Student Wages-Budget Pool | | $13,195.00 | ($13,195.00) |
| **Total Personnel Services** | | | **$1,295,959.40** | **($1,295,959.40)** |
| 621100 | Staff Benefits-Unclassified | | $333,794.44 | ($333,794.44) |
| 622100 | Staff Benefits-Classified/Exmt Hrly | | $185,610.81 | ($185,610.81) |
| 622130 | Staff Benefits-Classified-Overtime | | $6,670.43 | ($6,670.43) |
| **Total Benefits** | | | **$526,075.68** | **($526,075.68)** |
| 730000 | Budget Pool-Supplies | | $72,455.00 | ($72,455.00) |
| 740000 | Budget Pool-Travel | | $21,700.00 | ($21,700.00) |
| 750000 | Budget Pool-Info & Communications | | $37,346.00 | ($37,346.00) |
| 760000 | Budget Pool-Maintenance & Repair | | $11,250.00 | ($11,250.00) |
| 772000 | Budget Pool-Employee Education Cost | | $2,540.00 | ($2,540.00) |
| 777000 | Budget Pool-Other Miscellaneous | | $4,829.00 | ($4,829.00) |
| 794000 | Budget Pool-Capital Equipment | | $13,500.00 | ($13,500.00) |
| **Total Operation** | | | **$163,620.00** | **($163,620.00)** |
| 879300 | Plant O&M Cost Allocatn E&G-Debit | | $231,967.40 | ($231,967.40) |
| **Total Transfers** | | | **$231,967.40** | **($231,967.40)** |
| **Net Contribution (use) of Unallocated General: 218340** | | | **$2,217,622.48** | **($2,217,622.48)** |

Report Package: Operating Ledger
report created by: Cats

Dec 4, 2007 3:42:57 PM

# BUDGET REPORT

Report Name: Budget Report by Account

Organization: TEL555
Telecommunication Services

Fiscal Year: 2007-08

| ACCOUNT | ACCOUNT_DESC | Revenue Dollars | Expense Dollars | Net Contribution |
|---|---|---|---|---|
| 505250 | Departmental Sales & Service | $755,000.00 | | $755,000.00 |
| 505850 | Resident Phone-Long Distance | $34,000.00 | | $34,000.00 |
| 507150 | Commissions Income | $4,000.00 | | $4,000.00 |
| 507350 | Miscellaneous Income | $48,000.00 | | $48,000.00 |
| **Total Revenue** | | **$841,000.00** | | **$841,000.00** |
| 611100 | Unclassified-Contract | | $134,120.78 | ($134,120.78) |
| 612000 | Classified-Budget Pool | | $275,170.14 | ($275,170.14) |
| 613000 | Classified-Overtime Budget Pool | | $35,000.00 | ($35,000.00) |
| 616000 | Student Wages-Budget Pool | | $12,000.00 | ($12,000.00) |
| **Total Personnel Services** | | | **$456,290.92** | **($456,290.92)** |
| 621100 | Staff Benefits-Unclassified | | $51,502.38 | ($51,502.38) |
| 622100 | Staff Benefits-Classified/Exmt Hrly | | $127,953.62 | ($127,953.62) |
| 622130 | Staff Benefits-Classified-Overtime | | $16,275.00 | ($16,275.00) |
| **Total Benefits** | | | **$195,731.00** | **($195,731.00)** |
| 717000 | Budget Pool-Contracted Services | | $102,000.00 | ($102,000.00) |
| 730000 | Budget Pool-Supplies | | $311,845.00 | ($311,845.00) |
| 740000 | Budget Pool-Travel | | $28,000.00 | ($28,000.00) |
| 750000 | Budget Pool-Info & Communications | | $800,000.00 | ($800,000.00) |
| 757930 | Cost Recovery-Informatn/Communicatn | | ($2,053,000.00) | $2,053,000.00 |
| 760000 | Budget Pool-Maintenance & Repair | | $240,000.00 | ($240,000.00) |
| 774100 | Data Processing Equipmnt Use-Intrnl | | $27,856.00 | ($27,856.00) |
| 775000 | Budget Pool-Equipment Rental Charge | | $20,000.00 | ($20,000.00) |
| 777000 | Budget Pool-Other Miscellaneous | | $65,227.77 | ($65,227.77) |
| 793000 | Budget Pool-Building | | $8,000.00 | ($8,000.00) |
| 794000 | Budget Pool-Capital Equipment | | $75,000.00 | ($75,000.00) |
| **Total Operation** | | | **($375,071.23)** | **$375,071.23** |
| 879300 | Plant O&M Cost Allocatn E&G-Debit | | $70,855.00 | ($70,855.00) |
| 879840 | Renewal & Replacement-Debit | | $480,000.00 | ($480,000.00) |
| 879890 | Earning Support/Trsf-Credit | | ($6,000.00) | $6,000.00 |
| **Total Transfers** | | | **$544,855.00** | **($544,855.00)** |
| **Net Contribution (use) of Unallocated General: TEL555** | | **$841,000.00** | **$821,805.69** | **$19,194.31** |

Report Package: Operating Ledger
report created by: Cats

Dec 4, 2007 3:40:50 PM

# BUDGET REPORT

Organization: 218350
R/E Telecommunication Services

Report Name: Budget Report by Account

Fiscal Year: 2007-08

| ACCOUNT | ACCOUNT_DESC | Revenue Dollars | Expense Dollars | Net Contribution |
|---|---|---|---|---|
| 505250 | Departmental Sales & Service | $755,000.00 | | $755,000.00 |
| 505850 | Resident Phone-Long Distance | $34,000.00 | | $34,000.00 |
| 507150 | Commissions Income | $4,000.00 | | $4,000.00 |
| 507350 | Miscellaneous Income | $48,000.00 | | $48,000.00 |
| **Total Revenue** | | **$841,000.00** | | **$841,000.00** |
| 611100 | Unclassified-Contract | | $134,120.78 | ($134,120.78) |
| 612000 | Classified-Budget Pool | | $275,170.14 | ($275,170.14) |
| 613000 | Classified-Overtime Budget Pool | | $35,000.00 | ($35,000.00) |
| 616000 | Student Wages-Budget Pool | | $12,000.00 | ($12,000.00) |
| **Total Personnel Services** | | | **$456,290.92** | **($456,290.92)** |
| 621100 | Staff Benefits-Unclassified | | $51,502.38 | ($51,502.38) |
| 622100 | Staff Benefits-Classified/Exmt Hrly | | $127,953.62 | ($127,953.62) |
| 622130 | Staff Benefits-Classified-Overtime | | $16,275.00 | ($16,275.00) |
| **Total Benefits** | | | **$195,731.00** | **($195,731.00)** |
| 717000 | Budget Pool-Contracted Services | | $102,000.00 | ($102,000.00) |
| 730000 | Budget Pool-Supplies | | $311,845.00 | ($311,845.00) |
| 740000 | Budget Pool-Travel | | $28,000.00 | ($28,000.00) |
| 750000 | Budget Pool-Info & Communications | | $800,000.00 | ($800,000.00) |
| 757930 | Cost Recovery-Informatn/Communicatn | | ($2,053,000.00) | $2,053,000.00 |
| 760000 | Budget Pool-Maintenance & Repair | | $240,000.00 | ($240,000.00) |
| 774100 | Data Processing Equipmnt Use-Intrnl | | $27,856.00 | ($27,856.00) |
| 775000 | Budget Pool-Equipment Rental Charge | | $20,000.00 | ($20,000.00) |
| 777000 | Budget Pool-Other Miscellaneous | | $65,227.77 | ($65,227.77) |
| 793000 | Budget Pool-Building | | $8,000.00 | ($8,000.00) |
| 794000 | Budget Pool-Capital Equipment | | $75,000.00 | ($75,000.00) |
| **Total Operation** | | | **($375,071.23)** | **$375,071.23** |
| 879300 | Plant O&M Cost Allocatn E&G-Debit | | $70,855.00 | ($70,855.00) |
| 879840 | Renewal & Replacement-Debit | | $480,000.00 | ($480,000.00) |
| 879890 | Earning Support/Trsf-Credit | | ($6,000.00) | $6,000.00 |
| **Total Transfers** | | | **$544,855.00** | **($544,855.00)** |
| **Net Contribution (use) of Unallocated General: 218350** | | **$841,000.00** | **$821,805.69** | **$19,194.31** |

Report Package: Operating Ledger
report created by: Cats

Dec 4, 2007 3:42:57 PM

# BUDGET REPORT

Organization: CGE55
Kettering Center for Continuing Edu

Report Name: Budget Report by Account

Fiscal Year: 2007-08

| ACCOUNT | ACCOUNT_DESC | Revenue Dollars | Expense Dollars | Net Contribution |
|---|---|---|---|---|
| 503000 | Non-Credit Fees | $603,746.00 | | $603,746.00 |
| 505250 | Departmental Sales & Service | $1,000.00 | | $1,000.00 |
| 505750 | Parking Permits/Fees | $2,500.00 | | $2,500.00 |
| 507450 | Rental Income | $7,500.00 | | $7,500.00 |
| **Total Revenue** | | **$614,746.00** | | **$614,746.00** |
| 611100 | Unclassified-Contract | | $299,153.09 | ($299,153.09) |
| 612000 | Classified-Budget Pool | | $142,276.51 | ($142,276.51) |
| 614000 | Faculty-Budget Pool | | $36,761.95 | ($36,761.95) |
| **Total Personnel Services** | | | **$478,191.55** | **($478,191.55)** |
| 621100 | Staff Benefits-Unclassified | | $115,054.60 | ($115,054.60) |
| 622100 | Staff Benefits-Classified/Exmt Hrly | | $66,159.49 | ($66,159.49) |
| 623100 | Staff Benefits-Faculty | | $9,411.48 | ($9,411.48) |
| **Total Benefits** | | | **$190,625.57** | **($190,625.57)** |
| 717000 | Budget Pool-Contracted Services | | $95,348.30 | ($95,348.30) |
| 730000 | Budget Pool-Supplies | | $19,009.00 | ($19,009.00) |
| 737930 | Cost Recovery-Supplies | | ($10,000.00) | $10,000.00 |
| 740000 | Budget Pool-Travel | | $29,500.00 | ($29,500.00) |
| 747930 | Cost Recovery-Travel | | ($20,000.00) | $20,000.00 |
| 750000 | Budget Pool-Info & Communications | | $74,824.00 | ($74,824.00) |
| 757930 | Cost Recovery-Informatn/Communicatn | | ($4,000.00) | $4,000.00 |
| 760000 | Budget Pool-Maintenance & Repair | | $3,000.00 | ($3,000.00) |
| 774100 | Data Processing Equipmnt Use-Intrnl | | $69,732.68 | ($69,732.68) |
| 777000 | Budget Pool-Other Miscellaneous | | $36,746.36 | ($36,746.36) |
| 777930 | Cost Recovery-Miscellaneous | | ($149,270.00) | $149,270.00 |
| **Total Operation** | | | **$144,890.34** | **($144,890.34)** |
| 879300 | Plant O&M Cost Allocatn E&G-Debit | | $111,488.71 | ($111,488.71) |
| 879890 | Earning Support/Trsf-Credit | | ($215,658.39) | $215,658.39 |
| **Total Transfers** | | | **($104,169.68)** | **$104,169.68** |
| **Net Contribution (use) of Unallocated General: CGE55** | | **$614,746.00** | **$709,537.78** | **($94,791.78)** |

Report Package: Operating Ledger
report created by: Cats

Dec 4, 2007 3:39:05 PM

# BUDGET REPORT

Organization: CGE555
Kettering Center for Continuing Edu

Report Name: Budget Report by Account

Fiscal Year: 2007-08

| ACCOUNT | ACCOUNT_DESC | Revenue Dollars | Expense Dollars | Net Contribution |
|---|---|---|---|---|
| 503000 | Non-Credit Fees | $603,746.00 | | $603,746.00 |
| 505250 | Departmental Sales & Service | $1,000.00 | | $1,000.00 |
| 505750 | Parking Permits/Fees | $2,500.00 | | $2,500.00 |
| 507450 | Rental Income | $7,500.00 | | $7,500.00 |
| **Total Revenue** | | **$614,746.00** | | **$614,746.00** |
| 611100 | Unclassified-Contract | | $299,153.09 | ($299,153.09) |
| 612000 | Classified-Budget Pool | | $142,276.51 | ($142,276.51) |
| 614000 | Faculty-Budget Pool | | $36,761.95 | ($36,761.95) |
| **Total Personnel Services** | | | **$478,191.55** | **($478,191.55)** |
| 621100 | Staff Benefits-Unclassified | | $115,054.60 | ($115,054.60) |
| 622100 | Staff Benefits-Classified/Exmt Hrly | | $66,159.49 | ($66,159.49) |
| 623100 | Staff Benefits-Faculty | | $9,411.48 | ($9,411.48) |
| **Total Benefits** | | | **$190,625.57** | **($190,625.57)** |
| 717000 | Budget Pool-Contracted Services | | $95,348.30 | ($95,348.30) |
| 730000 | Budget Pool-Supplies | | $19,009.00 | ($19,009.00) |
| 737930 | Cost Recovery-Supplies | | ($10,000.00) | $10,000.00 |
| 740000 | Budget Pool-Travel | | $29,500.00 | ($29,500.00) |
| 747930 | Cost Recovery-Travel | | ($20,000.00) | $20,000.00 |
| 750000 | Budget Pool-Info & Communications | | $74,824.00 | ($74,824.00) |
| 757930 | Cost Recovery-Informatn/Communicatn | | ($4,000.00) | $4,000.00 |
| 760000 | Budget Pool-Maintenance & Repair | | $3,000.00 | ($3,000.00) |
| 774100 | Data Processing Equipmnt Use-Intrnl | | $69,732.68 | ($69,732.68) |
| 777000 | Budget Pool-Other Miscellaneous | | $36,746.36 | ($36,746.36) |
| 777930 | Cost Recovery-Miscellaneous | | ($149,270.00) | $149,270.00 |
| **Total Operation** | | | **$144,890.34** | **($144,890.34)** |
| 879300 | Plant O&M Cost Allocatn E&G-Debit | | $111,488.71 | ($111,488.71) |
| 879890 | Earning Support/Trsf-Credit | | ($215,658.39) | $215,658.39 |
| **Total Transfers** | | | **($104,169.68)** | **$104,169.68** |
| **Net Contribution (use) of Unallocated General: CGE555** | | **$614,746.00** | **$709,537.78** | **($94,791.78)** |

Report Package: Operating Ledger
report created by: Cats

Dec 4, 2007 3:40:50 PM

# BUDGET REPORT

Organization: 218600
R/E Kettering Ctr-Administration

Report Name: Budget Report by Account

Fiscal Year: 2007-08

| ACCOUNT | ACCOUNT_DESC | Revenue Dollars | Expense Dollars | Net Contribution |
|---|---|---|---|---|
| 503000 | Non-Credit Fees | $300,658.00 | | $300,658.00 |
| 505250 | Departmental Sales & Service | $1,000.00 | | $1,000.00 |
| 505750 | Parking Permits/Fees | $2,500.00 | | $2,500.00 |
| 507450 | Rental Income | $7,500.00 | | $7,500.00 |
| **Total Revenue** | | **$311,658.00** | | **$311,658.00** |
| 611100 | Unclassified-Contract | | $249,540.59 | ($249,540.59) |
| 612000 | Classified-Budget Pool | | $142,276.51 | ($142,276.51) |
| 614000 | Faculty-Budget Pool | | $36,761.95 | ($36,761.95) |
| **Total Personnel Services** | | | **$428,579.05** | **($428,579.05)** |
| 621100 | Staff Benefits-Unclassified | | $96,003.40 | ($96,003.40) |
| 622100 | Staff Benefits-Classified/Exmt Hrly | | $66,159.49 | ($66,159.49) |
| 623100 | Staff Benefits-Faculty | | $9,411.48 | ($9,411.48) |
| **Total Benefits** | | | **$171,574.37** | **($171,574.37)** |
| 717000 | Budget Pool-Contracted Services | | $1,686.00 | ($1,686.00) |
| 730000 | Budget Pool-Supplies | | $7,910.00 | ($7,910.00) |
| 737930 | Cost Recovery-Supplies | | ($10,000.00) | $10,000.00 |
| 740000 | Budget Pool-Travel | | $20,000.00 | ($20,000.00) |
| 747930 | Cost Recovery-Travel | | ($20,000.00) | $20,000.00 |
| 750000 | Budget Pool-Info & Communications | | $14,000.00 | ($14,000.00) |
| 757930 | Cost Recovery-Informatn/Communicatn | | ($4,000.00) | $4,000.00 |
| 760000 | Budget Pool-Maintenance & Repair | | $3,000.00 | ($3,000.00) |
| 774100 | Data Processing Equipmnt Use-Intrnl | | $60,447.37 | ($60,447.37) |
| 777930 | Cost Recovery-Miscellaneous | | ($34,207.00) | $34,207.00 |
| **Total Operation** | | | **$38,836.37** | **($38,836.37)** |
| 879300 | Plant O&M Cost Allocatn E&G-Debit | | $111,488.71 | ($111,488.71) |
| 879890 | Earning Support/Trsf-Credit | | ($206,205.08) | $206,205.08 |
| **Total Transfers** | | | **($94,716.37)** | **$94,716.37** |
| **Net Contribution (use) of Unallocated General: 218600** | | **$311,658.00** | **$544,273.42** | **($232,615.42)** |

Report Package: Operating Ledger
report created by: Cats

Dec 4, 2007 3:42:57 PM

# BUDGET REPORT

Organization: 218603

R/E Kettering Ctr-Inform Technolgy

Report Name: Budget Report by Account

Fiscal Year: 2007-08

| ACCOUNT | ACCOUNT_DESC | Revenue Dollars | Expense Dollars | Net Contribution |
|---|---|---|---|---|
| 503000 | Non-Credit Fees | $126,758.00 | | $126,758.00 |
| **Total Revenue** | | **$126,758.00** | | **$126,758.00** |
| 611100 | Unclassified-Contract | | $49,612.50 | ($49,612.50) |
| **Total Personnel Services** | | | **$49,612.50** | **($49,612.50)** |
| 621100 | Staff Benefits-Unclassified | | $19,051.20 | ($19,051.20) |
| **Total Benefits** | | | **$19,051.20** | **($19,051.20)** |
| 717000 | Budget Pool-Contracted Services | | $36,746.30 | ($36,746.30) |
| 730000 | Budget Pool-Supplies | | $7,500.00 | ($7,500.00) |
| 740000 | Budget Pool-Travel | | $7,500.00 | ($7,500.00) |
| 750000 | Budget Pool-Info & Communications | | $7,410.00 | ($7,410.00) |
| 774100 | Data Processing Equipmnt Use-Intrnl | | $9,285.31 | ($9,285.31) |
| 777000 | Budget Pool-Other Miscellaneous | | $34,676.00 | ($34,676.00) |
| 777930 | Cost Recovery-Miscellaneous | | ($83,661.00) | $83,661.00 |
| **Total Operation** | | | **$19,456.61** | **($19,456.61)** |
| 879890 | Earning Support/Trsf-Credit | | ($9,453.31) | $9,453.31 |
| **Total Transfers** | | | **($9,453.31)** | **$9,453.31** |
| **Net Contribution (use) of Unallocated General: 218603** | | **$126,758.00** | **$78,667.00** | **$48,091.00** |

Report Package: Operating Ledger

report created by: Cats

Dec 4, 2007 3:42:57 PM

# BUDGET REPORT

Organization: 218605
R/E Kettering Ctr-Inst Learn Retire

Report Name: Budget Report by Account

Fiscal Year: 2007-08

| ACCOUNT | ACCOUNT_DESC | Revenue Dollars | Expense Dollars | Net Contribution |
|---|---|---|---|---|
| 503000 | Non-Credit Fees | $29,517.00 | | $29,517.00 |
| **Total Revenue** | | **$29,517.00** | | **$29,517.00** |
| 750000 | Budget Pool-Info & Communications | | $4,414.00 | ($4,414.00) |
| 777000 | Budget Pool-Other Miscellaneous | | $2,070.36 | ($2,070.36) |
| **Total Operation** | | | **$6,484.36** | **($6,484.36)** |
| **Net Contribution (use) of Unallocated General: 218605** | | **$29,517.00** | **$6,484.36** | **$23,032.64** |

Report Package: Operating Ledger
report created by: Cats

Dec 4, 2007 3:42:57 PM

# BUDGET REPORT

Organization: 218608

Report Name: Budget Report by Account

R/E Kettering Ctr-Industry Programs

Fiscal Year: 2007-08

| ACCOUNT | ACCOUNT_DESC | Revenue Dollars | Expense Dollars | Net Contribution |
|---|---|---|---|---|
| 503000 | Non-Credit Fees | $146,813.00 | | $146,813.00 |
| **Total Revenue** | | **$146,813.00** | | **$146,813.00** |
| 717000 | Budget Pool-Contracted Services | | $56,916.00 | ($56,916.00) |
| 730000 | Budget Pool-Supplies | | $3,599.00 | ($3,599.00) |
| 740000 | Budget Pool-Travel | | $2,000.00 | ($2,000.00) |
| 750000 | Budget Pool-Info & Communications | | $49,000.00 | ($49,000.00) |
| 777930 | Cost Recovery-Miscellaneous | | ($31,402.00) | $31,402.00 |
| **Total Operation** | | | **$80,113.00** | **($80,113.00)** |
| **Net Contribution (use) of Unallocated General: 218608** | | **$146,813.00** | **$80,113.00** | **$66,700.00** |

Report Package: Operating Ledger

report created by: Cats

Dec 4, 2007 3:42:57 PM

# BUDGET REPORT

Organization: CMM55
Commencement

Report Name: Budget Report by Account

Fiscal Year: 2007-08

| ACCOUNT | ACCOUNT_DESC | Revenue Dollars | Expense Dollars | Net Contribution |
|---|---|---|---|---|
| 612000 | Classified-Budget Pool | | $7,659.00 | ($7,659.00) |
| 616000 | Student Wages-Budget Pool | | $5,074.00 | ($5,074.00) |
| **Total Personnel Services** | | | **$12,733.00** | **($12,733.00)** |
| 622100 | Staff Benefits-Classified/Exmt Hrly | | $3,561.44 | ($3,561.44) |
| **Total Benefits** | | | **$3,561.44** | **($3,561.44)** |
| 717000 | Budget Pool-Contracted Services | | $7,123.00 | ($7,123.00) |
| 730000 | Budget Pool-Supplies | | $24,000.00 | ($24,000.00) |
| 740000 | Budget Pool-Travel | | $6,711.00 | ($6,711.00) |
| 750000 | Budget Pool-Info & Communications | | $24,870.00 | ($24,870.00) |
| 760000 | Budget Pool-Maintenance & Repair | | $100.00 | ($100.00) |
| 775000 | Budget Pool-Equipment Rental Charge | | $1,575.00 | ($1,575.00) |
| 777000 | Budget Pool-Other Miscellaneous | | $6,471.00 | ($6,471.00) |
| **Total Operation** | | | **$70,850.00** | **($70,850.00)** |
| **Net Contribution (use) of Unallocated General: CMM55** | | | **$87,144.44** | **($87,144.44)** |

Report Package: Operating Ledger
report created by: Cats

Dec 4, 2007 3:39:05 PM

# BUDGET REPORT

Organization: CMM555
Commencement

Report Name: Budget Report by Account

Fiscal Year: 2007-08

| ACCOUNT | ACCOUNT_DESC | Revenue Dollars | Expense Dollars | Net Contribution |
|---|---|---|---|---|
| 612000 | Classified-Budget Pool | | $7,659.00 | ($7,659.00) |
| 616000 | Student Wages-Budget Pool | | $5,074.00 | ($5,074.00) |
| **Total Personnel Services** | | | **$12,733.00** | **($12,733.00)** |
| 622100 | Staff Benefits-Classified/Exmt Hrly | | $3,561.44 | ($3,561.44) |
| **Total Benefits** | | | **$3,561.44** | **($3,561.44)** |
| 717000 | Budget Pool-Contracted Services | | $7,123.00 | ($7,123.00) |
| 730000 | Budget Pool-Supplies | | $24,000.00 | ($24,000.00) |
| 740000 | Budget Pool-Travel | | $6,711.00 | ($6,711.00) |
| 750000 | Budget Pool-Info & Communications | | $24,870.00 | ($24,870.00) |
| 760000 | Budget Pool-Maintenance & Repair | | $100.00 | ($100.00) |
| 775000 | Budget Pool-Equipment Rental Charge | | $1,575.00 | ($1,575.00) |
| 777000 | Budget Pool-Other Miscellaneous | | $6,471.00 | ($6,471.00) |
| **Total Operation** | | | **$70,850.00** | **($70,850.00)** |
| **Net Contribution (use) of Unallocated General: CMM555** | | | **$87,144.44** | **($87,144.44)** |

Report Package: Operating Ledger
report created by: Cats

Dec 4, 2007 3:40:50 PM

# BUDGET REPORT

Organization: 217370
Commencement

Report Name: Budget Report by Account

Fiscal Year: 2007-08

| ACCOUNT | ACCOUNT_DESC | Revenue Dollars | Expense Dollars | Net Contribution |
|---|---|---|---|---|
| 612000 | Classified-Budget Pool | | $7,659.00 | ($7,659.00) |
| 616000 | Student Wages-Budget Pool | | $5,074.00 | ($5,074.00) |
| **Total Personnel Services** | | | **$12,733.00** | **($12,733.00)** |
| 622100 | Staff Benefits-Classified/Exmt Hrly | | $3,561.44 | ($3,561.44) |
| **Total Benefits** | | | **$3,561.44** | **($3,561.44)** |
| 717000 | Budget Pool-Contracted Services | | $7,123.00 | ($7,123.00) |
| 730000 | Budget Pool-Supplies | | $24,000.00 | ($24,000.00) |
| 740000 | Budget Pool-Travel | | $6,711.00 | ($6,711.00) |
| 750000 | Budget Pool-Info & Communications | | $24,870.00 | ($24,870.00) |
| 760000 | Budget Pool-Maintenance & Repair | | $100.00 | ($100.00) |
| 775000 | Budget Pool-Equipment Rental Charge | | $1,575.00 | ($1,575.00) |
| 777000 | Budget Pool-Other Miscellaneous | | $6,471.00 | ($6,471.00) |
| **Total Operation** | | | **$70,850.00** | **($70,850.00)** |
| **Net Contribution (use) of Unallocated General: 217370** | | | **$87,144.44** | **($87,144.44)** |

Report Package: Operating Ledger
report created by: Cats

Dec 4, 2007 3:42:57 PM

# BUDGET REPORT

Organization: EMD55
Enrollment Management Division

Report Name: Budget Report by Account

Fiscal Year: 2007-08

| ACCOUNT | ACCOUNT_DESC | Revenue Dollars | Expense Dollars | Net Contribution |
|---|---|---|---|---|
| 610005 | Unclassified-Budget Pool | | ($4,733.00) | $4,733.00 |
| 611100 | Unclassified-Contract | | $1,398,987.38 | ($1,398,987.38) |
| 611150 | Unclassified-Retirees | | $525.00 | ($525.00) |
| 611500 | Graduate Assistants | | $6,825.37 | ($6,825.37) |
| 612000 | Classified-Budget Pool | | $1,014,292.65 | ($1,014,292.65) |
| 612200 | NonExempt Unclassified Hourly | | $45,114.02 | ($45,114.02) |
| 613000 | Classified-Overtime Budget Pool | | $261.00 | ($261.00) |
| 616000 | Student Wages-Budget Pool | | $65,047.00 | ($65,047.00) |
| **Total Personnel Services** | | | **$2,526,319.42** | **($2,526,319.42)** |
| 621100 | Staff Benefits-Unclassified | | $554,604.58 | ($554,604.58) |
| 622100 | Staff Benefits-Classified/Exmt Hrly | | $471,646.32 | ($471,646.32) |
| 622130 | Staff Benefits-Classified-Overtime | | $121.37 | ($121.37) |
| **Total Benefits** | | | **$1,026,372.27** | **($1,026,372.27)** |
| 717000 | Budget Pool-Contracted Services | | $2,860.00 | ($2,860.00) |
| 730000 | Budget Pool-Supplies | | $62,300.00 | ($62,300.00) |
| 740000 | Budget Pool-Travel | | $51,921.00 | ($51,921.00) |
| 750000 | Budget Pool-Info & Communications | | $336,559.00 | ($336,559.00) |
| 760000 | Budget Pool-Maintenance & Repair | | $28,118.00 | ($28,118.00) |
| 773400 | Waivers-GA Academic In State | | $0.00 | $0.00 |
| 773420 | Waivers-GA Summer In State | | $0.00 | $0.00 |
| 774100 | Data Processing Equipmnt Use-Intrnl | | $522,762.96 | ($522,762.96) |
| 775000 | Budget Pool-Equipment Rental Charge | | $24,159.00 | ($24,159.00) |
| 777000 | Budget Pool-Other Miscellaneous | | $12,810.00 | ($12,810.00) |
| **Total Operation** | | | **$1,041,489.96** | **($1,041,489.96)** |
| **Net Contribution (use) of Unallocated General: EMD55** | | | **$4,594,181.65** | **($4,594,181.65)** |

Report Package: Operating Ledger
report created by: Cats

Dec 4, 2007 3:39:05 PM

# BUDGET REPORT

Organization: EMD555
Enrollment Management Division

Report Name: Budget Report by Account

Fiscal Year: 2007-08

| ACCOUNT | ACCOUNT_DESC | Revenue Dollars | Expense Dollars | Net Contribution |
|---|---|---|---|---|
| 611100 | Unclassified-Contract | | $71,053.52 | ($71,053.52) |
| **Total Personnel Services** | | | **$71,053.52** | **($71,053.52)** |
| 621100 | Staff Benefits-Unclassified | | $27,284.56 | ($27,284.56) |
| **Total Benefits** | | | **$27,284.56** | **($27,284.56)** |
| 730000 | Budget Pool-Supplies | | $9,914.00 | ($9,914.00) |
| 740000 | Budget Pool-Travel | | $5,000.00 | ($5,000.00) |
| 774100 | Data Processing Equipmnt Use-Intrnl | | $9,285.31 | ($9,285.31) |
| 777000 | Budget Pool-Other Miscellaneous | | $12,139.00 | ($12,139.00) |
| **Total Operation** | | | **$36,338.31** | **($36,338.31)** |
| **Net Contribution (use) of Unallocated General: EMD555** | | | **$134,676.39** | **($134,676.39)** |

Report Package: Operating Ledger
report created by: Cats

Dec 4, 2007 3:40:50 PM

# BUDGET REPORT

Organization: 211008
Enrollment Management

Report Name: Budget Report by Account

Fiscal Year: 2007-08

| ACCOUNT | ACCOUNT_DESC | Revenue Dollars | Expense Dollars | Net Contribution |
|---|---|---|---|---|
| 611100 | Unclassified-Contract | | $71,053.52 | ($71,053.52) |
| **Total Personnel Services** | | | **$71,053.52** | **($71,053.52)** |
| 621100 | Staff Benefits-Unclassified | | $27,284.56 | ($27,284.56) |
| **Total Benefits** | | | **$27,284.56** | **($27,284.56)** |
| 730000 | Budget Pool-Supplies | | $9,914.00 | ($9,914.00) |
| 740000 | Budget Pool-Travel | | $5,000.00 | ($5,000.00) |
| 774100 | Data Processing Equipmnt Use-Intrnl | | $9,285.31 | ($9,285.31) |
| 777000 | Budget Pool-Other Miscellaneous | | $12,139.00 | ($12,139.00) |
| **Total Operation** | | | **$36,338.31** | **($36,338.31)** |
| **Net Contribution (use) of Unallocated General: 211008** | | | **$134,676.39** | **($134,676.39)** |

Report Package: Operating Ledger
report created by: Cats

Dec 4, 2007 3:42:57 PM

# BUDGET REPORT

Organization: FIA555
Financial Aid

Report Name: Budget Report by Account

Fiscal Year: 2007-08

| ACCOUNT | ACCOUNT_DESC | Revenue Dollars | Expense Dollars | Net Contribution |
|---|---|---|---|---|
| 611100 | Unclassified-Contract | | $580,135.46 | ($580,135.46) |
| 611150 | Unclassified-Retirees | | $525.00 | ($525.00) |
| 612000 | Classified-Budget Pool | | $303,533.99 | ($303,533.99) |
| 616000 | Student Wages-Budget Pool | | $17,281.00 | ($17,281.00) |
| **Total Personnel Services** | | | **$901,475.45** | **($901,475.45)** |
| 621100 | Staff Benefits-Unclassified | | $222,841.66 | ($222,841.66) |
| 622100 | Staff Benefits-Classified/Exmt Hrly | | $141,143.30 | ($141,143.30) |
| **Total Benefits** | | | **$363,984.96** | **($363,984.96)** |
| 730000 | Budget Pool-Supplies | | $10,896.00 | ($10,896.00) |
| 740000 | Budget Pool-Travel | | $2,800.00 | ($2,800.00) |
| 750000 | Budget Pool-Info & Communications | | $25,094.00 | ($25,094.00) |
| 760000 | Budget Pool-Maintenance & Repair | | $10,919.00 | ($10,919.00) |
| 774100 | Data Processing Equipmnt Use-Intrnl | | $179,206.51 | ($179,206.51) |
| 775000 | Budget Pool-Equipment Rental Charge | | $5,052.00 | ($5,052.00) |
| 777000 | Budget Pool-Other Miscellaneous | | ($10,023.00) | $10,023.00 |
| **Total Operation** | | | **$223,944.51** | **($223,944.51)** |
| **Net Contribution (use) of Unallocated General: FIA555** | | | **$1,489,404.92** | **($1,489,404.92)** |

Report Package: Operating Ledger
report created by: Cats

Dec 4, 2007 3:40:50 PM

# BUDGET REPORT

Organization: 211170
Financial Aid Administration

Report Name: Budget Report by Account

Fiscal Year: 2007-08

| ACCOUNT | ACCOUNT_DESC | Revenue Dollars | Expense Dollars | Net Contribution |
|---|---|---|---|---|
| 611100 | Unclassified-Contract | | $580,135.46 | ($580,135.46) |
| 611150 | Unclassified-Retirees | | $525.00 | ($525.00) |
| 612000 | Classified-Budget Pool | | $302,816.65 | ($302,816.65) |
| 616000 | Student Wages-Budget Pool | | $17,281.00 | ($17,281.00) |
| **Total Personnel Services** | | | **$900,758.11** | **($900,758.11)** |
| 621100 | Staff Benefits-Unclassified | | $222,841.66 | ($222,841.66) |
| 622100 | Staff Benefits-Classified/Exmt Hrly | | $140,809.74 | ($140,809.74) |
| **Total Benefits** | | | **$363,651.40** | **($363,651.40)** |
| 730000 | Budget Pool-Supplies | | $10,896.00 | ($10,896.00) |
| 740000 | Budget Pool-Travel | | $2,800.00 | ($2,800.00) |
| 750000 | Budget Pool-Info & Communications | | $25,094.00 | ($25,094.00) |
| 760000 | Budget Pool-Maintenance & Repair | | $10,919.00 | ($10,919.00) |
| 774100 | Data Processing Equipmnt Use-Intrnl | | $174,471.00 | ($174,471.00) |
| 775000 | Budget Pool-Equipment Rental Charge | | $5,052.00 | ($5,052.00) |
| 777000 | Budget Pool-Other Miscellaneous | | ($10,023.00) | $10,023.00 |
| **Total Operation** | | | **$219,209.00** | **($219,209.00)** |
| **Net Contribution (use) of Unallocated General: 211170** | | | **$1,483,618.51** | **($1,483,618.51)** |

Report Package: Operating Ledger
report created by: Cats

Dec 4, 2007 3:42:57 PM

# BUDGET REPORT

Organization: 211180
Word Processing Center

Report Name: Budget Report by Account

Fiscal Year: 2007-08

| ACCOUNT | ACCOUNT_DESC | Revenue Dollars | Expense Dollars | Net Contribution |
|---|---|---|---|---|
| 612000 | Classified-Budget Pool | | $717.34 | ($717.34) |
| **Total Personnel Services** | | | **$717.34** | **($717.34)** |
| 622100 | Staff Benefits-Classified/Exmt Hrly | | $333.56 | ($333.56) |
| **Total Benefits** | | | **$333.56** | **($333.56)** |
| 774100 | Data Processing Equipmnt Use-Intrnl | | $4,735.51 | ($4,735.51) |
| **Total Operation** | | | **$4,735.51** | **($4,735.51)** |
| **Net Contribution (use) of Unallocated General: 211180** | | | **$5,786.41** | **($5,786.41)** |

Report Package: Operating Ledger
report created by: Cats

Dec 4, 2007 3:42:57 PM

# BUDGET REPORT

Organization: REG555
Registrar

Report Name: Budget Report by Account

Fiscal Year: 2007-08

| ACCOUNT | ACCOUNT_DESC | Revenue Dollars | Expense Dollars | Net Contribution |
|---|---|---|---|---|
| 611100 | Unclassified-Contract | | $309,539.77 | ($309,539.77) |
| 612000 | Classified-Budget Pool | | $509,084.93 | ($509,084.93) |
| 612200 | NonExempt Unclassified Hourly | | $45,114.02 | ($45,114.02) |
| 613000 | Classified-Overtime Budget Pool | | $261.00 | ($261.00) |
| 616000 | Student Wages-Budget Pool | | $3,399.00 | ($3,399.00) |
| **Total Personnel Services** | | | **$867,398.72** | **($867,398.72)** |
| 621100 | Staff Benefits-Unclassified | | $136,187.05 | ($136,187.05) |
| 622100 | Staff Benefits-Classified/Exmt Hrly | | $236,724.51 | ($236,724.51) |
| 622130 | Staff Benefits-Classified-Overtime | | $121.37 | ($121.37) |
| **Total Benefits** | | | **$373,032.93** | **($373,032.93)** |
| 730000 | Budget Pool-Supplies | | $35,583.00 | ($35,583.00) |
| 740000 | Budget Pool-Travel | | $1,200.00 | ($1,200.00) |
| 750000 | Budget Pool-Info & Communications | | $97,284.00 | ($97,284.00) |
| 760000 | Budget Pool-Maintenance & Repair | | $15,986.00 | ($15,986.00) |
| 774100 | Data Processing Equipmnt Use-Intrnl | | $176,420.88 | ($176,420.88) |
| 775000 | Budget Pool-Equipment Rental Charge | | $9,606.00 | ($9,606.00) |
| 777000 | Budget Pool-Other Miscellaneous | | $10,694.00 | ($10,694.00) |
| **Total Operation** | | | **$346,773.88** | **($346,773.88)** |
| **Net Contribution (use) of Unallocated General: REG555** | | | **$1,587,205.53** | **($1,587,205.53)** |

Report Package: Operating Ledger
report created by: Cats

Dec 4, 2007 3:40:50 PM

# BUDGET REPORT

Organization: 213550
Registrar's Office

Report Name: Budget Report by Account

Fiscal Year: 2007-08

| ACCOUNT | ACCOUNT_DESC | Revenue Dollars | Expense Dollars | Net Contribution |
|---|---|---|---|---|
| 611100 | Unclassified-Contract | | $309,539.77 | ($309,539.77) |
| 612000 | Classified-Budget Pool | | $461,884.96 | ($461,884.96) |
| 612200 | NonExempt Unclassified Hourly | | $45,114.02 | ($45,114.02) |
| 613000 | Classified-Overtime Budget Pool | | $261.00 | ($261.00) |
| 616000 | Student Wages-Budget Pool | | $3,399.00 | ($3,399.00) |
| **Total Personnel Services** | | | **$820,198.75** | **($820,198.75)** |
| 621100 | Staff Benefits-Unclassified | | $136,187.05 | ($136,187.05) |
| 622100 | Staff Benefits-Classified/Exmt Hrly | | $214,776.52 | ($214,776.52) |
| 622130 | Staff Benefits-Classified-Overtime | | $121.37 | ($121.37) |
| **Total Benefits** | | | **$351,084.94** | **($351,084.94)** |
| 730000 | Budget Pool-Supplies | | $26,733.00 | ($26,733.00) |
| 740000 | Budget Pool-Travel | | $1,200.00 | ($1,200.00) |
| 750000 | Budget Pool-Info & Communications | | $57,878.00 | ($57,878.00) |
| 760000 | Budget Pool-Maintenance & Repair | | $6,426.00 | ($6,426.00) |
| 774100 | Data Processing Equipmnt Use-Intrnl | | $157,850.26 | ($157,850.26) |
| 775000 | Budget Pool-Equipment Rental Charge | | $9,606.00 | ($9,606.00) |
| **Total Operation** | | | **$259,693.26** | **($259,693.26)** |
| **Net Contribution (use) of Unallocated General: 213550** | | | **$1,430,976.95** | **($1,430,976.95)** |

Report Package: Operating Ledger
report created by: Cats

Dec 4, 2007 3:42:57 PM

# BUDGET REPORT

Organization: 213554
Raider Center

Report Name: Budget Report by Account

Fiscal Year: 2007-08

| ACCOUNT | ACCOUNT_DESC | Revenue Dollars | Expense Dollars | Net Contribution |
|---|---|---|---|---|
| 777000 | Budget Pool-Other Miscellaneous | | $6,694.00 | ($6,694.00) |
| Total Operation | | | **$6,694.00** | **($6,694.00)** |
| Net Contribution (use) of Unallocated General: 213554 | | | **$6,694.00** | **($6,694.00)** |

Report Package: Operating Ledger
report created by: Cats

Dec 4, 2007 3:42:57 PM

# BUDGET REPORT

Organization: 213555
Transcript Distribution

Report Name: Budget Report by Account

Fiscal Year: 2007-08

| ACCOUNT | ACCOUNT_DESC | Revenue Dollars | Expense Dollars | Net Contribution |
|---|---|---|---|---|
| 612000 | Classified-Budget Pool | | $23,608.00 | ($23,608.00) |
| **Total Personnel Services** | | | **$23,608.00** | **($23,608.00)** |
| 622100 | Staff Benefits-Classified/Exmt Hrly | | $10,977.72 | ($10,977.72) |
| **Total Benefits** | | | **$10,977.72** | **($10,977.72)** |
| 730000 | Budget Pool-Supplies | | $8,600.00 | ($8,600.00) |
| 750000 | Budget Pool-Info & Communications | | $39,255.00 | ($39,255.00) |
| 760000 | Budget Pool-Maintenance & Repair | | $9,560.00 | ($9,560.00) |
| 774100 | Data Processing Equipmnt Use-Intrnl | | $9,285.31 | ($9,285.31) |
| 777000 | Budget Pool-Other Miscellaneous | | $4,000.00 | ($4,000.00) |
| **Total Operation** | | | **$70,700.31** | **($70,700.31)** |
| **Net Contribution (use) of Unallocated General: 213555** | | | **$105,286.03** | **($105,286.03)** |

Report Package: Operating Ledger
report created by: Cats

Dec 4, 2007 3:42:57 PM

# BUDGET REPORT

Organization: 213596
Veterans Affairs

Report Name: Budget Report by Account

Fiscal Year: 2007-08

| ACCOUNT | ACCOUNT_DESC | Revenue Dollars | Expense Dollars | Net Contribution |
|---|---|---|---|---|
| 612000 | Classified-Budget Pool | | $23,591.97 | ($23,591.97) |
| **Total Personnel Services** | | | **$23,591.97** | **($23,591.97)** |
| 622100 | Staff Benefits-Classified/Exmt Hrly | | $10,970.27 | ($10,970.27) |
| **Total Benefits** | | | **$10,970.27** | **($10,970.27)** |
| 730000 | Budget Pool-Supplies | | $250.00 | ($250.00) |
| 750000 | Budget Pool-Info & Communications | | $151.00 | ($151.00) |
| 774100 | Data Processing Equipmnt Use-Intrnl | | $9,285.31 | ($9,285.31) |
| **Total Operation** | | | **$9,686.31** | **($9,686.31)** |
| **Net Contribution (use) of Unallocated General: 213596** | | | **$44,248.55** | **($44,248.55)** |

Report Package: Operating Ledger
report created by: Cats

Dec 4, 2007 3:42:57 PM

# BUDGET REPORT

Organization: UGM555
Undergraduate Admissions

Report Name: Budget Report by Account

Fiscal Year: 2007-08

| ACCOUNT | ACCOUNT_DESC | Revenue Dollars | Expense Dollars | Net Contribution |
|---|---|---|---|---|
| 610005 | Unclassified-Budget Pool | | ($4,733.00) | $4,733.00 |
| 611100 | Unclassified-Contract | | $438,258.63 | ($438,258.63) |
| 611500 | Graduate Assistants | | $6,825.37 | ($6,825.37) |
| 612000 | Classified-Budget Pool | | $201,673.73 | ($201,673.73) |
| 616000 | Student Wages-Budget Pool | | $44,367.00 | ($44,367.00) |
| **Total Personnel Services** | | | **$686,391.73** | **($686,391.73)** |
| 621100 | Staff Benefits-Unclassified | | $168,291.31 | ($168,291.31) |
| 622100 | Staff Benefits-Classified/Exmt Hrly | | $93,778.51 | ($93,778.51) |
| **Total Benefits** | | | **$262,069.82** | **($262,069.82)** |
| 717000 | Budget Pool-Contracted Services | | $2,860.00 | ($2,860.00) |
| 730000 | Budget Pool-Supplies | | $5,907.00 | ($5,907.00) |
| 740000 | Budget Pool-Travel | | $42,921.00 | ($42,921.00) |
| 750000 | Budget Pool-Info & Communications | | $214,181.00 | ($214,181.00) |
| 760000 | Budget Pool-Maintenance & Repair | | $1,213.00 | ($1,213.00) |
| 773400 | Waivers-GA Academic In State | | $0.00 | $0.00 |
| 773420 | Waivers-GA Summer In State | | $0.00 | $0.00 |
| 774100 | Data Processing Equipmnt Use-Intrnl | | $157,850.26 | ($157,850.26) |
| 775000 | Budget Pool-Equipment Rental Charge | | $9,501.00 | ($9,501.00) |
| **Total Operation** | | | **$434,433.26** | **($434,433.26)** |
| **Net Contribution (use) of Unallocated General: UGM555** | | | **$1,382,894.81** | **($1,382,894.81)** |

Report Package: Operating Ledger
report created by: Cats

Dec 4, 2007 3:40:50 PM

# BUDGET REPORT

Organization: 211140
Undergraduate Admissions

Report Name: Budget Report by Account

Fiscal Year: 2007-08

| ACCOUNT | ACCOUNT_DESC | Revenue Dollars | Expense Dollars | Net Contribution |
|---|---|---|---|---|
| 610005 | Unclassified-Budget Pool | | ($4,733.00) | $4,733.00 |
| 611100 | Unclassified-Contract | | $438,258.63 | ($438,258.63) |
| 611500 | Graduate Assistants | | $6,825.37 | ($6,825.37) |
| 612000 | Classified-Budget Pool | | $201,673.73 | ($201,673.73) |
| 616000 | Student Wages-Budget Pool | | $44,367.00 | ($44,367.00) |
| **Total Personnel Services** | | | **$686,391.73** | **($686,391.73)** |
| 621100 | Staff Benefits-Unclassified | | $168,291.31 | ($168,291.31) |
| 622100 | Staff Benefits-Classified/Exmt Hrly | | $93,778.51 | ($93,778.51) |
| **Total Benefits** | | | **$262,069.82** | **($262,069.82)** |
| 717000 | Budget Pool-Contracted Services | | $2,860.00 | ($2,860.00) |
| 730000 | Budget Pool-Supplies | | $5,907.00 | ($5,907.00) |
| 740000 | Budget Pool-Travel | | $42,921.00 | ($42,921.00) |
| 750000 | Budget Pool-Info & Communications | | $214,181.00 | ($214,181.00) |
| 760000 | Budget Pool-Maintenance & Repair | | $1,213.00 | ($1,213.00) |
| 773400 | Waivers-GA Academic In State | | $0.00 | $0.00 |
| 773420 | Waivers-GA Summer In State | | $0.00 | $0.00 |
| 774100 | Data Processing Equipmnt Use-Intrnl | | $157,850.26 | ($157,850.26) |
| 775000 | Budget Pool-Equipment Rental Charge | | $9,501.00 | ($9,501.00) |
| **Total Operation** | | | **$434,433.26** | **($434,433.26)** |
| **Net Contribution (use) of Unallocated General: 211140** | | | **$1,382,894.81** | **($1,382,894.81)** |

Report Package: Operating Ledger
report created by: Cats

Dec 4, 2007 3:42:57 PM

# BUDGET REPORT

Organization: FPM55
Facilities Planning

Report Name: Budget Report by Account

Fiscal Year: 2007-08

| ACCOUNT | ACCOUNT_DESC | Revenue Dollars | Expense Dollars | Net Contribution |
|---|---|---|---|---|
| 611100 | Unclassified-Contract | | $327,443.71 | ($327,443.71) |
| 612000 | Classified-Budget Pool | | $40,085.20 | ($40,085.20) |
| 613000 | Classified-Overtime Budget Pool | | $300.00 | ($300.00) |
| 616000 | Student Wages-Budget Pool | | $2,000.00 | ($2,000.00) |
| **Total Personnel Services** | | | **$369,828.91** | **($369,828.91)** |
| 621100 | Staff Benefits-Unclassified | | $125,738.38 | ($125,738.38) |
| 622100 | Staff Benefits-Classified/Exmt Hrly | | $18,639.62 | ($18,639.62) |
| 622130 | Staff Benefits-Classified-Overtime | | $139.50 | ($139.50) |
| **Total Benefits** | | | **$144,517.50** | **($144,517.50)** |
| 730000 | Budget Pool-Supplies | | $6,700.00 | ($6,700.00) |
| 740000 | Budget Pool-Travel | | $4,250.00 | ($4,250.00) |
| 750000 | Budget Pool-Info & Communications | | $7,794.00 | ($7,794.00) |
| 760000 | Budget Pool-Maintenance & Repair | | $225.00 | ($225.00) |
| 772000 | Budget Pool-Employee Education Cost | | $1,060.00 | ($1,060.00) |
| 774100 | Data Processing Equipmnt Use-Intrnl | | $46,426.55 | ($46,426.55) |
| 777000 | Budget Pool-Other Miscellaneous | | $100,200.00 | ($100,200.00) |
| **Total Operation** | | | **$166,655.55** | **($166,655.55)** |
| **Net Contribution (use) of Unallocated General: FPM55** | | | **$681,001.96** | **($681,001.96)** |

Report Package: Operating Ledger
report created by: Cats

Dec 4, 2007 3:39:05 PM

# BUDGET REPORT

Organization: FPM555

Facilities Planning & Management

Report Name: Budget Report by Account

Fiscal Year: 2007-08

| ACCOUNT | ACCOUNT_DESC | Revenue Dollars | Expense Dollars | Net Contribution |
|---|---|---|---|---|
| 611100 | Unclassified-Contract | | $327,443.71 | ($327,443.71) |
| 612000 | Classified-Budget Pool | | $40,085.20 | ($40,085.20) |
| 613000 | Classified-Overtime Budget Pool | | $300.00 | ($300.00) |
| 616000 | Student Wages-Budget Pool | | $2,000.00 | ($2,000.00) |
| **Total Personnel Services** | | | **$369,828.91** | **($369,828.91)** |
| 621100 | Staff Benefits-Unclassified | | $125,738.38 | ($125,738.38) |
| 622100 | Staff Benefits-Classified/Exmt Hrly | | $18,639.62 | ($18,639.62) |
| 622130 | Staff Benefits-Classified-Overtime | | $139.50 | ($139.50) |
| **Total Benefits** | | | **$144,517.50** | **($144,517.50)** |
| 730000 | Budget Pool-Supplies | | $6,700.00 | ($6,700.00) |
| 740000 | Budget Pool-Travel | | $4,250.00 | ($4,250.00) |
| 750000 | Budget Pool-Info & Communications | | $7,794.00 | ($7,794.00) |
| 760000 | Budget Pool-Maintenance & Repair | | $225.00 | ($225.00) |
| 772000 | Budget Pool-Employee Education Cost | | $1,060.00 | ($1,060.00) |
| 774100 | Data Processing Equipmnt Use-Intrnl | | $46,426.55 | ($46,426.55) |
| 777000 | Budget Pool-Other Miscellaneous | | $100,200.00 | ($100,200.00) |
| **Total Operation** | | | **$166,655.55** | **($166,655.55)** |
| **Net Contribution (use) of Unallocated General: FPM555** | | | **$681,001.96** | **($681,001.96)** |

Report Package: Operating Ledger

report created by: Cats

Dec 4, 2007 3:40:50 PM

# BUDGET REPORT

Organization: 215040

Facilities Planning & Management

Report Name: Budget Report by Account

Fiscal Year: 2007-08

| ACCOUNT | ACCOUNT_DESC | Revenue Dollars | Expense Dollars | Net Contribution |
|---|---|---|---|---|
| 611100 | Unclassified-Contract | | $327,443.71 | ($327,443.71) |
| 612000 | Classified-Budget Pool | | $40,085.20 | ($40,085.20) |
| 613000 | Classified-Overtime Budget Pool | | $300.00 | ($300.00) |
| 616000 | Student Wages-Budget Pool | | $2,000.00 | ($2,000.00) |
| **Total Personnel Services** | | | **$369,828.91** | **($369,828.91)** |
| 621100 | Staff Benefits-Unclassified | | $125,738.38 | ($125,738.38) |
| 622100 | Staff Benefits-Classified/Exmt Hrly | | $18,639.62 | ($18,639.62) |
| 622130 | Staff Benefits-Classified-Overtime | | $139.50 | ($139.50) |
| **Total Benefits** | | | **$144,517.50** | **($144,517.50)** |
| 730000 | Budget Pool-Supplies | | $6,700.00 | ($6,700.00) |
| 740000 | Budget Pool-Travel | | $4,250.00 | ($4,250.00) |
| 750000 | Budget Pool-Info & Communications | | $7,794.00 | ($7,794.00) |
| 760000 | Budget Pool-Maintenance & Repair | | $225.00 | ($225.00) |
| 772000 | Budget Pool-Employee Education Cost | | $1,060.00 | ($1,060.00) |
| 774100 | Data Processing Equipmnt Use-Intrnl | | $46,426.55 | ($46,426.55) |
| 777000 | Budget Pool-Other Miscellaneous | | $200.00 | ($200.00) |
| **Total Operation** | | | **$66,655.55** | **($66,655.55)** |
| **Net Contribution (use) of Unallocated General: 215040** | | | **$581,001.96** | **($581,001.96)** |

Report Package: Operating Ledger

report created by: Cats

Dec 4, 2007 3:42:57 PM

# BUDGET REPORT

Organization: 215046
Campus Exterior Improvements

Report Name: Budget Report by Account

Fiscal Year: 2007-08

| ACCOUNT | ACCOUNT_DESC | Revenue Dollars | Expense Dollars | Net Contribution |
|---|---|---|---|---|
| 777000 | Budget Pool-Other Miscellaneous | | $100,000.00 | ($100,000.00) |
| Total Operation | | | **$100,000.00** | **($100,000.00)** |
| Net Contribution (use) of Unallocated General: 215046 | | | **$100,000.00** | **($100,000.00)** |

Report Package: Operating Ledger
report created by: Cats

Dec 4, 2007 3:42:57 PM

# BUDGET REPORT

Organization: HRR55
Human Resources

Report Name: Budget Report by Account

Fiscal Year: 2007-08

| ACCOUNT | ACCOUNT_DESC | Revenue Dollars | Expense Dollars | Net Contribution |
|---|---|---|---|---|
| 611100 | Unclassified-Contract | | $783,021.13 | ($783,021.13) |
| 612000 | Classified-Budget Pool | | $187,290.84 | ($187,290.84) |
| 613000 | Classified-Overtime Budget Pool | | $1,000.00 | ($1,000.00) |
| 616000 | Student Wages-Budget Pool | | $5,765.00 | ($5,765.00) |
| **Total Personnel Services** | | | **$977,076.97** | **($977,076.97)** |
| 621100 | Staff Benefits-Unclassified | | $300,680.12 | ($300,680.12) |
| 622100 | Staff Benefits-Classified/Exmt Hrly | | $87,090.24 | ($87,090.24) |
| 622130 | Staff Benefits-Classified-Overtime | | $465.00 | ($465.00) |
| 625500 | Fee Waiver-Retirees & Dependents | | $15,000.00 | ($15,000.00) |
| 625600 | Fee Waiver-Employee Dependents-Decs | | $5,000.00 | ($5,000.00) |
| **Total Benefits** | | | **$408,235.36** | **($408,235.36)** |
| 717000 | Budget Pool-Contracted Services | | $16,342.00 | ($16,342.00) |
| 730000 | Budget Pool-Supplies | | $47,829.00 | ($47,829.00) |
| 740000 | Budget Pool-Travel | | $19,500.00 | ($19,500.00) |
| 750000 | Budget Pool-Info & Communications | | $36,707.00 | ($36,707.00) |
| 760000 | Budget Pool-Maintenance & Repair | | $2,655.00 | ($2,655.00) |
| 774100 | Data Processing Equipmnt Use-Intrnl | | $148,564.96 | ($148,564.96) |
| 775000 | Budget Pool-Equipment Rental Charge | | $65.00 | ($65.00) |
| 777000 | Budget Pool-Other Miscellaneous | | $5,088.00 | ($5,088.00) |
| **Total Operation** | | | **$276,750.96** | **($276,750.96)** |
| **Net Contribution (use) of Unallocated General: HRR55** | | | **$1,662,063.29** | **($1,662,063.29)** |

Report Package: Operating Ledger
report created by: Cats

Dec 4, 2007 3:39:05 PM

# BUDGET REPORT

Organization: HRR555
Human Resources

Report Name: Budget Report by Account

Fiscal Year: 2007-08

| ACCOUNT | ACCOUNT_DESC | Revenue Dollars | Expense Dollars | Net Contribution |
|---|---|---|---|---|
| 611100 | Unclassified-Contract | | $783,021.13 | ($783,021.13) |
| 612000 | Classified-Budget Pool | | $187,290.84 | ($187,290.84) |
| 613000 | Classified-Overtime Budget Pool | | $1,000.00 | ($1,000.00) |
| 616000 | Student Wages-Budget Pool | | $5,765.00 | ($5,765.00) |
| **Total Personnel Services** | | | **$977,076.97** | **($977,076.97)** |
| 621100 | Staff Benefits-Unclassified | | $300,680.12 | ($300,680.12) |
| 622100 | Staff Benefits-Classified/Exmt Hrly | | $87,090.24 | ($87,090.24) |
| 622130 | Staff Benefits-Classified-Overtime | | $465.00 | ($465.00) |
| 625500 | Fee Waiver-Retirees & Dependents | | $15,000.00 | ($15,000.00) |
| 625600 | Fee Waiver-Employee Dependents-Decs | | $5,000.00 | ($5,000.00) |
| **Total Benefits** | | | **$408,235.36** | **($408,235.36)** |
| 717000 | Budget Pool-Contracted Services | | $16,342.00 | ($16,342.00) |
| 730000 | Budget Pool-Supplies | | $47,829.00 | ($47,829.00) |
| 740000 | Budget Pool-Travel | | $19,500.00 | ($19,500.00) |
| 750000 | Budget Pool-Info & Communications | | $36,707.00 | ($36,707.00) |
| 760000 | Budget Pool-Maintenance & Repair | | $2,655.00 | ($2,655.00) |
| 774100 | Data Processing Equipmnt Use-Intrnl | | $148,564.96 | ($148,564.96) |
| 775000 | Budget Pool-Equipment Rental Charge | | $65.00 | ($65.00) |
| 777000 | Budget Pool-Other Miscellaneous | | $5,088.00 | ($5,088.00) |
| **Total Operation** | | | **$276,750.96** | **($276,750.96)** |
| **Net Contribution (use) of Unallocated General: HRR555** | | | **$1,662,063.29** | **($1,662,063.29)** |

Report Package: Operating Ledger
report created by: Cats

Dec 4, 2007 3:40:50 PM

# BUDGET REPORT

Organization: 218500

Report Name: Budget Report by Account

Department of Human Resources

Fiscal Year: 2007-08

| ACCOUNT | ACCOUNT_DESC | Revenue Dollars | Expense Dollars | Net Contribution |
|---|---|---|---|---|
| 611100 | Unclassified-Contract | | $783,021.13 | ($783,021.13) |
| 612000 | Classified-Budget Pool | | $187,290.84 | ($187,290.84) |
| 613000 | Classified-Overtime Budget Pool | | $1,000.00 | ($1,000.00) |
| 616000 | Student Wages-Budget Pool | | $5,765.00 | ($5,765.00) |
| **Total Personnel Services** | | | **$977,076.97** | **($977,076.97)** |
| 621100 | Staff Benefits-Unclassified | | $300,680.12 | ($300,680.12) |
| 622100 | Staff Benefits-Classified/Exmt Hrly | | $87,090.24 | ($87,090.24) |
| 622130 | Staff Benefits-Classified-Overtime | | $465.00 | ($465.00) |
| **Total Benefits** | | | **$388,235.36** | **($388,235.36)** |
| 717000 | Budget Pool-Contracted Services | | $16,342.00 | ($16,342.00) |
| 730000 | Budget Pool-Supplies | | $47,829.00 | ($47,829.00) |
| 740000 | Budget Pool-Travel | | $19,500.00 | ($19,500.00) |
| 750000 | Budget Pool-Info & Communications | | $36,707.00 | ($36,707.00) |
| 760000 | Budget Pool-Maintenance & Repair | | $2,655.00 | ($2,655.00) |
| 774100 | Data Processing Equipmnt Use-Intrnl | | $148,564.96 | ($148,564.96) |
| 775000 | Budget Pool-Equipment Rental Charge | | $65.00 | ($65.00) |
| 777000 | Budget Pool-Other Miscellaneous | | $5,931.00 | ($5,931.00) |
| **Total Operation** | | | **$277,593.96** | **($277,593.96)** |
| **Net Contribution (use) of Unallocated General: 218500** | | | **$1,642,906.29** | **($1,642,906.29)** |

Report Package: Operating Ledger

report created by: Cats

Dec 4, 2007 3:42:57 PM

# BUDGET REPORT

Organization: 218503
University Wide Training Programs

Report Name: Budget Report by Account

Fiscal Year: 2007-08

| ACCOUNT | ACCOUNT_DESC | Revenue Dollars | Expense Dollars | Net Contribution |
|---|---|---|---|---|
| 777000 | Budget Pool-Other Miscellaneous | | ($843.00) | $843.00 |
| Total Operation | | | **($843.00)** | **$843.00** |
| Net Contribution (use) of Unallocated General: 218503 | | | **($843.00)** | **$843.00** |

Report Package: Operating Ledger
report created by: Cats

Dec 4, 2007 3:42:57 PM

# BUDGET REPORT

Organization: 218505

Report Name: Budget Report by Account

Fee Waivers-Retd Employees&Depndnts

Fiscal Year: 2007-08

| ACCOUNT | ACCOUNT_DESC | Revenue Dollars | Expense Dollars | Net Contribution |
|---|---|---|---|---|
| 625500 | Fee Waiver-Retirees & Dependents | | $15,000.00 | ($15,000.00) |
| 625600 | Fee Waiver-Employee Dependents-Decs | | $5,000.00 | ($5,000.00) |
| Total Benefits | | | **$20,000.00** | **($20,000.00)** |
| Net Contribution (use) of Unallocated General: 218505 | | | **$20,000.00** | **($20,000.00)** |

Report Package: Operating Ledger
report created by: Cats

Dec 4, 2007 3:42:57 PM

# BUDGET REPORT

Organization: HSL55
Health Science Library Reimburse

Report Name: Budget Report by Account

Fiscal Year: 2007-08

| ACCOUNT | ACCOUNT_DESC | Revenue Dollars | Expense Dollars | Net Contribution |
|---|---|---|---|---|
| 879010 | Library Cost Allocation-Credit | | ($1,202,914.00) | $1,202,914.00 |
| Total Transfers | | | **($1,202,914.00)** | **$1,202,914.00** |
| Net Contribution (use) of Unallocated General: HSL55 | | | **($1,202,914.00)** | **$1,202,914.00** |

Report Package: Operating Ledger
report created by: Cats

Dec 4, 2007 3:39:05 PM

# BUDGET REPORT

Organization: HSL555
Health Science Library Reimburse

Report Name: Budget Report by Account

Fiscal Year: 2007-08

| ACCOUNT | ACCOUNT_DESC | Revenue Dollars | Expense Dollars | Net Contribution |
|---|---|---|---|---|
| 879010 | Library Cost Allocation-Credit | | ($1,202,914.00) | $1,202,914.00 |
| Total Transfers | | | **($1,202,914.00)** | **$1,202,914.00** |
| Net Contribution (use) of Unallocated General: HSL555 | | | **($1,202,914.00)** | **$1,202,914.00** |

Report Package: Operating Ledger
report created by: Cats

Dec 4, 2007 3:40:50 PM

# BUDGET REPORT

Organization: 281210
Health Science Library-Support

Report Name: Budget Report by Account

Fiscal Year: 2007-08

| ACCOUNT | ACCOUNT_DESC | Revenue Dollars | Expense Dollars | Net Contribution |
|---|---|---|---|---|
| 879010 | Library Cost Allocation-Credit | | ($1,202,914.00) | $1,202,914.00 |
| Total Transfers | | | **($1,202,914.00)** | **$1,202,914.00** |
| Net Contribution (use) of Unallocated General: 281210 | | | **($1,202,914.00)** | **$1,202,914.00** |

Report Package: Operating Ledger
report created by: Cats

Dec 4, 2007 3:42:57 PM

# BUDGET REPORT

Organization: POF55
President of the Faculty

Report Name: Budget Report by Account

Fiscal Year: 2007-08

| ACCOUNT | ACCOUNT_DESC | Revenue Dollars | Expense Dollars | Net Contribution |
|---|---|---|---|---|
| 612000 | Classified-Budget Pool | | $38,833.00 | ($38,833.00) |
| 616000 | Student Wages-Budget Pool | | $4.00 | ($4.00) |
| **Total Personnel Services** | | | **$38,837.00** | **($38,837.00)** |
| 622100 | Staff Benefits-Classified/Exmt Hrly | | $18,057.35 | ($18,057.35) |
| **Total Benefits** | | | **$18,057.35** | **($18,057.35)** |
| 730000 | Budget Pool-Supplies | | $1,538.00 | ($1,538.00) |
| 740000 | Budget Pool-Travel | | $1,104.00 | ($1,104.00) |
| 750000 | Budget Pool-Info & Communications | | $1,473.00 | ($1,473.00) |
| 760000 | Budget Pool-Maintenance & Repair | | $500.00 | ($500.00) |
| 774100 | Data Processing Equipmnt Use-Intrnl | | $9,285.31 | ($9,285.31) |
| 777000 | Budget Pool-Other Miscellaneous | | $72.00 | ($72.00) |
| **Total Operation** | | | **$13,972.31** | **($13,972.31)** |
| **Net Contribution (use) of Unallocated General: POF55** | | | **$70,866.66** | **($70,866.66)** |

Report Package: Operating Ledger
report created by: Cats

Dec 4, 2007 3:39:05 PM

# BUDGET REPORT

Organization: POF555
President of the Faculty

Report Name: Budget Report by Account

Fiscal Year: 2007-08

| ACCOUNT | ACCOUNT_DESC | Revenue Dollars | Expense Dollars | Net Contribution |
|---|---|---|---|---|
| 612000 | Classified-Budget Pool | | $38,833.00 | ($38,833.00) |
| 616000 | Student Wages-Budget Pool | | $4.00 | ($4.00) |
| **Total Personnel Services** | | | **$38,837.00** | **($38,837.00)** |
| 622100 | Staff Benefits-Classified/Exmt Hrly | | $18,057.35 | ($18,057.35) |
| **Total Benefits** | | | **$18,057.35** | **($18,057.35)** |
| 730000 | Budget Pool-Supplies | | $1,538.00 | ($1,538.00) |
| 740000 | Budget Pool-Travel | | $1,104.00 | ($1,104.00) |
| 750000 | Budget Pool-Info & Communications | | $1,473.00 | ($1,473.00) |
| 760000 | Budget Pool-Maintenance & Repair | | $500.00 | ($500.00) |
| 774100 | Data Processing Equipmnt Use-Intrnl | | $9,285.31 | ($9,285.31) |
| 777000 | Budget Pool-Other Miscellaneous | | $72.00 | ($72.00) |
| **Total Operation** | | | **$13,972.31** | **($13,972.31)** |
| **Net Contribution (use) of Unallocated General: POF555** | | | **$70,866.66** | **($70,866.66)** |

Report Package: Operating Ledger
report created by: Cats

Dec 4, 2007 3:40:50 PM

# BUDGET REPORT

Organization: 218110
President of the Faculty

Report Name: Budget Report by Account

Fiscal Year: 2007-08

| ACCOUNT | ACCOUNT_DESC | Revenue Dollars | Expense Dollars | Net Contribution |
|---|---|---|---|---|
| 612000 | Classified-Budget Pool | | $38,833.00 | ($38,833.00) |
| 616000 | Student Wages-Budget Pool | | $4.00 | ($4.00) |
| **Total Personnel Services** | | | **$38,837.00** | **($38,837.00)** |
| 622100 | Staff Benefits-Classified/Exmt Hrly | | $18,057.35 | ($18,057.35) |
| **Total Benefits** | | | **$18,057.35** | **($18,057.35)** |
| 730000 | Budget Pool-Supplies | | $1,538.00 | ($1,538.00) |
| 740000 | Budget Pool-Travel | | $1,104.00 | ($1,104.00) |
| 750000 | Budget Pool-Info & Communications | | $1,473.00 | ($1,473.00) |
| 760000 | Budget Pool-Maintenance & Repair | | $500.00 | ($500.00) |
| 774100 | Data Processing Equipmnt Use-Intrnl | | $9,285.31 | ($9,285.31) |
| 777000 | Budget Pool-Other Miscellaneous | | $72.00 | ($72.00) |
| **Total Operation** | | | **$13,972.31** | **($13,972.31)** |
| **Net Contribution (use) of Unallocated General: 218110** | | | **$70,866.66** | **($70,866.66)** |

Report Package: Operating Ledger
report created by: Cats

Dec 4, 2007 3:42:57 PM

# BUDGET REPORT

Organization: PRO55
Provost

Report Name: Budget Report by Account

Fiscal Year: 2007-08

| ACCOUNT | ACCOUNT_DESC | Revenue Dollars | Expense Dollars | Net Contribution |
|---|---|---|---|---|
| 611100 | Unclassified-Contract | | $64,373.95 | ($64,373.95) |
| 612000 | Classified-Budget Pool | | $60,254.67 | ($60,254.67) |
| 613000 | Classified-Overtime Budget Pool | | $500.00 | ($500.00) |
| 614000 | Faculty-Budget Pool | | $381,595.37 | ($381,595.37) |
| 616000 | Student Wages-Budget Pool | | $31,700.00 | ($31,700.00) |
| **Total Personnel Services** | | | **$538,423.99** | **($538,423.99)** |
| 621100 | Staff Benefits-Unclassified | | $25,253.96 | ($25,253.96) |
| 622100 | Staff Benefits-Classified/Exmt Hrly | | $27,484.06 | ($27,484.06) |
| 622130 | Staff Benefits-Classified-Overtime | | $232.50 | ($232.50) |
| 623100 | Staff Benefits-Faculty | | $97,688.41 | ($97,688.41) |
| **Total Benefits** | | | **$150,658.93** | **($150,658.93)** |
| 717000 | Budget Pool-Contracted Services | | $3,800.00 | ($3,800.00) |
| 730000 | Budget Pool-Supplies | | $25,300.00 | ($25,300.00) |
| 740000 | Budget Pool-Travel | | $35,300.00 | ($35,300.00) |
| 750000 | Budget Pool-Info & Communications | | $31,246.00 | ($31,246.00) |
| 760000 | Budget Pool-Maintenance & Repair | | $2,200.00 | ($2,200.00) |
| 774100 | Data Processing Equipmnt Use-Intrnl | | $27,855.93 | ($27,855.93) |
| 777000 | Budget Pool-Other Miscellaneous | | $1,450,547.00 | ($1,450,547.00) |
| **Total Operation** | | | **$1,576,248.93** | **($1,576,248.93)** |
| 879880 | Earning Support/Trsf-Debit | | $213,056.90 | ($213,056.90) |
| **Total Transfers** | | | **$213,056.90** | **($213,056.90)** |
| **Net Contribution (use) of Unallocated General: PRO55** | | | **$2,478,388.75** | **($2,478,388.75)** |

Report Package: Operating Ledger
report created by: Cats

Dec 4, 2007 3:39:05 PM

# BUDGET REPORT

Organization: PRO555
Provost Admininistration

Report Name: Budget Report by Account

Fiscal Year: 2007-08

| ACCOUNT | ACCOUNT_DESC | Revenue Dollars | Expense Dollars | Net Contribution |
|---|---|---|---|---|
| 611100 | Unclassified-Contract | | $64,373.95 | ($64,373.95) |
| 612000 | Classified-Budget Pool | | $60,254.67 | ($60,254.67) |
| 613000 | Classified-Overtime Budget Pool | | $500.00 | ($500.00) |
| 614000 | Faculty-Budget Pool | | $381,595.37 | ($381,595.37) |
| 616000 | Student Wages-Budget Pool | | $31,700.00 | ($31,700.00) |
| **Total Personnel Services** | | | **$538,423.99** | **($538,423.99)** |
| 621100 | Staff Benefits-Unclassified | | $25,253.96 | ($25,253.96) |
| 622100 | Staff Benefits-Classified/Exmt Hrly | | $27,484.06 | ($27,484.06) |
| 622130 | Staff Benefits-Classified-Overtime | | $232.50 | ($232.50) |
| 623100 | Staff Benefits-Faculty | | $97,688.41 | ($97,688.41) |
| **Total Benefits** | | | **$150,658.93** | **($150,658.93)** |
| 717000 | Budget Pool-Contracted Services | | $3,800.00 | ($3,800.00) |
| 730000 | Budget Pool-Supplies | | $25,300.00 | ($25,300.00) |
| 740000 | Budget Pool-Travel | | $35,300.00 | ($35,300.00) |
| 750000 | Budget Pool-Info & Communications | | $31,246.00 | ($31,246.00) |
| 760000 | Budget Pool-Maintenance & Repair | | $2,200.00 | ($2,200.00) |
| 774100 | Data Processing Equipmnt Use-Intrnl | | $27,855.93 | ($27,855.93) |
| 777000 | Budget Pool-Other Miscellaneous | | $1,450,547.00 | ($1,450,547.00) |
| **Total Operation** | | | **$1,576,248.93** | **($1,576,248.93)** |
| 879880 | Earning Support/Trsf-Debit | | $213,056.90 | ($213,056.90) |
| **Total Transfers** | | | **$213,056.90** | **($213,056.90)** |
| **Net Contribution (use) of Unallocated General: PRO555** | | | **$2,478,388.75** | **($2,478,388.75)** |

Report Package: Operating Ledger
report created by: Cats

Dec 4, 2007 3:40:50 PM

# BUDGET REPORT

Organization: 218400
Provost

Report Name: Budget Report by Account

Fiscal Year: 2007-08

| ACCOUNT | ACCOUNT_DESC | Revenue Dollars | Expense Dollars | Net Contribution |
|---|---|---|---|---|
| 611100 | Unclassified-Contract | | $64,373.95 | ($64,373.95) |
| 612000 | Classified-Budget Pool | | $60,254.67 | ($60,254.67) |
| 613000 | Classified-Overtime Budget Pool | | $500.00 | ($500.00) |
| 614000 | Faculty-Budget Pool | | $381,595.37 | ($381,595.37) |
| 616000 | Student Wages-Budget Pool | | $31,700.00 | ($31,700.00) |
| **Total Personnel Services** | | | **$538,423.99** | **($538,423.99)** |
| 621100 | Staff Benefits-Unclassified | | $25,253.96 | ($25,253.96) |
| 622100 | Staff Benefits-Classified/Exmt Hrly | | $27,484.06 | ($27,484.06) |
| 622130 | Staff Benefits-Classified-Overtime | | $232.50 | ($232.50) |
| 623100 | Staff Benefits-Faculty | | $97,688.41 | ($97,688.41) |
| **Total Benefits** | | | **$150,658.93** | **($150,658.93)** |
| 717000 | Budget Pool-Contracted Services | | $3,800.00 | ($3,800.00) |
| 730000 | Budget Pool-Supplies | | $25,000.00 | ($25,000.00) |
| 740000 | Budget Pool-Travel | | $35,000.00 | ($35,000.00) |
| 750000 | Budget Pool-Info & Communications | | $30,000.00 | ($30,000.00) |
| 760000 | Budget Pool-Maintenance & Repair | | $2,000.00 | ($2,000.00) |
| 774100 | Data Processing Equipmnt Use-Intrnl | | $27,855.93 | ($27,855.93) |
| 777000 | Budget Pool-Other Miscellaneous | | ($33,786.00) | $33,786.00 |
| **Total Operation** | | | **$89,869.93** | **($89,869.93)** |
| **Net Contribution (use) of Unallocated General: 218400** | | | **$778,952.85** | **($778,952.85)** |

Report Package: Operating Ledger
report created by: Cats

Dec 4, 2007 3:42:57 PM

# BUDGET REPORT

Organization: 218403
Earnings Support-Provost

Report Name: Budget Report by Account

Fiscal Year: 2007-08

| ACCOUNT | ACCOUNT_DESC | Revenue Dollars | Expense Dollars | Net Contribution |
|---|---|---|---|---|
| 879880 | Earning Support/Trsf-Debit | | $213,056.90 | ($213,056.90) |
| Total Transfers | | | **$213,056.90** | **($213,056.90)** |
| Net Contribution (use) of Unallocated General: 218403 | | | **$213,056.90** | **($213,056.90)** |

Report Package: Operating Ledger
report created by: Cats

Dec 4, 2007 3:42:57 PM

# BUDGET REPORT

Organization: 218404

Report Name: Budget Report by Account

Technology Fee Expenditures Budget

Fiscal Year: 2007-08

| ACCOUNT | ACCOUNT_DESC | Revenue Dollars | Expense Dollars | Net Contribution |
|---|---|---|---|---|
| 777000 | Budget Pool-Other Miscellaneous | | $1,470,433.00 | ($1,470,433.00) |
| Total Operation | | | **$1,470,433.00** | **($1,470,433.00)** |
| Net Contribution (use) of Unallocated General: 218404 | | | **$1,470,433.00** | **($1,470,433.00)** |

Report Package: Operating Ledger
report created by: Cats

Dec 4, 2007 3:42:57 PM

# BUDGET REPORT

Organization: 218405
University Art

Report Name: Budget Report by Account

Fiscal Year: 2007-08

| ACCOUNT | ACCOUNT_DESC | Revenue Dollars | Expense Dollars | Net Contribution |
|---|---|---|---|---|
| 777000 | Budget Pool-Other Miscellaneous | | $10,000.00 | ($10,000.00) |
| Total Operation | | | **$10,000.00** | **($10,000.00)** |
| Net Contribution (use) of Unallocated General: 218405 | | | **$10,000.00** | **($10,000.00)** |

Report Package: Operating Ledger
report created by: Cats

Dec 4, 2007 3:42:57 PM

# BUDGET REPORT

Organization: 218406
WSU Retirees Association

Report Name: Budget Report by Account

Fiscal Year: 2007-08

| ACCOUNT | ACCOUNT_DESC | Revenue Dollars | Expense Dollars | Net Contribution |
|---|---|---|---|---|
| 730000 | Budget Pool-Supplies | | $300.00 | ($300.00) |
| 740000 | Budget Pool-Travel | | $300.00 | ($300.00) |
| 750000 | Budget Pool-Info & Communications | | $1,246.00 | ($1,246.00) |
| 760000 | Budget Pool-Maintenance & Repair | | $200.00 | ($200.00) |
| 777000 | Budget Pool-Other Miscellaneous | | $3,900.00 | ($3,900.00) |
| Total Operation | | | $5,946.00 | ($5,946.00) |
| Net Contribution (use) of Unallocated General: 218406 | | | $5,946.00 | ($5,946.00) |

Report Package: Operating Ledger
report created by: Cats

Dec 4, 2007 3:42:57 PM

# BUDGET REPORT

Organization: PVO55
Provost Other

Report Name: Budget Report by Account

Fiscal Year: 2007-08

| ACCOUNT | ACCOUNT_DESC | Revenue Dollars | Expense Dollars | Net Contribution |
|---|---|---|---|---|
| 611100 | Unclassified-Contract | | $133,900.00 | ($133,900.00) |
| **Total Personnel Services** | | | **$133,900.00** | **($133,900.00)** |
| 621100 | Staff Benefits-Unclassified | | $51,417.60 | ($51,417.60) |
| 623100 | Staff Benefits-Faculty | | $30.35 | ($30.35) |
| **Total Benefits** | | | **$51,447.95** | **($51,447.95)** |
| 717000 | Budget Pool-Contracted Services | | $14,000.00 | ($14,000.00) |
| 730000 | Budget Pool-Supplies | | $18,000.00 | ($18,000.00) |
| 740000 | Budget Pool-Travel | | $16,000.00 | ($16,000.00) |
| 750000 | Budget Pool-Info & Communications | | $13,523.00 | ($13,523.00) |
| 774100 | Data Processing Equipmnt Use-Intrnl | | $678.10 | ($678.10) |
| 777000 | Budget Pool-Other Miscellaneous | | $61,713.00 | ($61,713.00) |
| **Total Operation** | | | **$123,914.10** | **($123,914.10)** |
| **Net Contribution (use) of Unallocated General: PVO55** | | | **$309,262.05** | **($309,262.05)** |

# BUDGET REPORT

Organization: PVO555
Provost Other

Report Name: Budget Report by Account

Fiscal Year: 2007-08

| ACCOUNT | ACCOUNT_DESC | Revenue Dollars | Expense Dollars | Net Contribution |
|---|---|---|---|---|
| 611100 | Unclassified-Contract | | $133,900.00 | ($133,900.00) |
| **Total Personnel Services** | | | **$133,900.00** | **($133,900.00)** |
| 621100 | Staff Benefits-Unclassified | | $51,417.60 | ($51,417.60) |
| 623100 | Staff Benefits-Faculty | | $30.35 | ($30.35) |
| **Total Benefits** | | | **$51,447.95** | **($51,447.95)** |
| 717000 | Budget Pool-Contracted Services | | $14,000.00 | ($14,000.00) |
| 730000 | Budget Pool-Supplies | | $18,000.00 | ($18,000.00) |
| 740000 | Budget Pool-Travel | | $16,000.00 | ($16,000.00) |
| 750000 | Budget Pool-Info & Communications | | $13,523.00 | ($13,523.00) |
| 774100 | Data Processing Equipmnt Use-Intrnl | | $678.10 | ($678.10) |
| 777000 | Budget Pool-Other Miscellaneous | | $61,713.00 | ($61,713.00) |
| **Total Operation** | | | **$123,914.10** | **($123,914.10)** |
| **Net Contribution (use) of Unallocated General: PVO555** | | | **$309,262.05** | **($309,262.05)** |

Report Package: Operating Ledger
report created by: Cats

Dec 4, 2007 3:40:50 PM

# BUDGET REPORT

Organization: 218200
Provost-Other

Report Name: Budget Report by Account

Fiscal Year: 2007-08

| ACCOUNT | ACCOUNT_DESC | Revenue Dollars | Expense Dollars | Net Contribution |
|---|---|---|---|---|
| 611100 | Unclassified-Contract | | $133,900.00 | ($133,900.00) |
| **Total Personnel Services** | | | **$133,900.00** | **($133,900.00)** |
| 621100 | Staff Benefits-Unclassified | | $51,417.60 | ($51,417.60) |
| **Total Benefits** | | | **$51,417.60** | **($51,417.60)** |
| 730000 | Budget Pool-Supplies | | $18,000.00 | ($18,000.00) |
| 740000 | Budget Pool-Travel | | $16,000.00 | ($16,000.00) |
| 750000 | Budget Pool-Info & Communications | | $13,523.00 | ($13,523.00) |
| 774100 | Data Processing Equipmnt Use-Intrnl | | $678.10 | ($678.10) |
| 777000 | Budget Pool-Other Miscellaneous | | ($36,787.00) | $36,787.00 |
| **Total Operation** | | | **$11,414.10** | **($11,414.10)** |
| **Net Contribution (use) of Unallocated General: 218200** | | | **$196,731.70** | **($196,731.70)** |

Report Package: Operating Ledger
report created by: Cats

Dec 4, 2007 3:42:57 PM

# BUDGET REPORT

Organization: 218202
Distinguished Professor-Dr Klingbei

Report Name: Budget Report by Account

Fiscal Year: 2007-08

| ACCOUNT | ACCOUNT_DESC | Revenue Dollars | Expense Dollars | Net Contribution |
|---|---|---|---|---|
| 717000 | Budget Pool-Contracted Services | | $1,000.00 | ($1,000.00) |
| 777000 | Budget Pool-Other Miscellaneous | | $1,500.00 | ($1,500.00) |
| Total Operation | | | **$2,500.00** | **($2,500.00)** |
| Net Contribution (use) of Unallocated General: 218202 | | | **$2,500.00** | **($2,500.00)** |

Report Package: Operating Ledger
report created by: Cats

Dec 4, 2007 3:42:57 PM

# BUDGET REPORT

Organization: 218203
University Diversity Advisory Cncl

Report Name: Budget Report by Account

Fiscal Year: 2007-08

| ACCOUNT | ACCOUNT_DESC | Revenue Dollars | Expense Dollars | Net Contribution |
|---|---|---|---|---|
| 777000 | Budget Pool-Other Miscellaneous | | $77,500.00 | ($77,500.00) |
| Total Operation | | | **$77,500.00** | **($77,500.00)** |
| Net Contribution (use) of Unallocated General: 218203 | | | **$77,500.00** | **($77,500.00)** |

Report Package: Operating Ledger
report created by: Cats

Dec 4, 2007 3:42:57 PM

# BUDGET REPORT

Organization: 218204

University Professor-Dr Peter Lauf

Report Name: Budget Report by Account

Fiscal Year: 2007-08

| ACCOUNT | ACCOUNT_DESC | Revenue Dollars | Expense Dollars | Net Contribution |
|---|---|---|---|---|
| 717000 | Budget Pool-Contracted Services | | $2,000.00 | ($2,000.00) |
| 777000 | Budget Pool-Other Miscellaneous | | $3,000.00 | ($3,000.00) |
| Total Operation | | | **$5,000.00** | **($5,000.00)** |
| Net Contribution (use) of Unallocated General: 218204 | | | **$5,000.00** | **($5,000.00)** |

Report Package: Operating Ledger

report created by: Cats

Dec 4, 2007 3:42:57 PM

# BUDGET REPORT

Organization: 218209
Distinguished Professor-Hangartner

Report Name: Budget Report by Account

Fiscal Year: 2007-08

| ACCOUNT | ACCOUNT_DESC | Revenue Dollars | Expense Dollars | Net Contribution |
|---|---|---|---|---|
| 623100 | Staff Benefits-Faculty | | $30.35 | ($30.35) |
| **Total Benefits** | | | **$30.35** | **($30.35)** |
| **Net Contribution (use) of Unallocated General: 218209** | | | **$30.35** | **($30.35)** |

Report Package: Operating Ledger
report created by: Cats

Dec 4, 2007 3:42:57 PM

# BUDGET REPORT

Organization: 218211
Distinguished Professor-Dr Barr

Report Name: Budget Report by Account

Fiscal Year: 2007-08

| ACCOUNT | ACCOUNT_DESC | Revenue Dollars | Expense Dollars | Net Contribution |
|---|---|---|---|---|
| 717000 | Budget Pool-Contracted Services | | $1,000.00 | ($1,000.00) |
| 777000 | Budget Pool-Other Miscellaneous | | $1,500.00 | ($1,500.00) |
| Total Operation | | | **$2,500.00** | **($2,500.00)** |
| Net Contribution (use) of Unallocated General: 218211 | | | **$2,500.00** | **($2,500.00)** |

Report Package: Operating Ledger
report created by: Cats

Dec 4, 2007 3:42:57 PM

# BUDGET REPORT

Organization: 218212
Distinguished Professor-Dr Graham

Report Name: Budget Report by Account

Fiscal Year: 2007-08

| ACCOUNT | ACCOUNT_DESC | Revenue Dollars | Expense Dollars | Net Contribution |
|---|---|---|---|---|
| 717000 | Budget Pool-Contracted Services | | $1,000.00 | ($1,000.00) |
| 777000 | Budget Pool-Other Miscellaneous | | $1,500.00 | ($1,500.00) |
| Total Operation | | | **$2,500.00** | **($2,500.00)** |
| Net Contribution (use) of Unallocated General: 218212 | | | **$2,500.00** | **($2,500.00)** |

Report Package: Operating Ledger
report created by: Cats

Dec 4, 2007 3:42:57 PM

# BUDGET REPORT

Organization: 218213
University Professor-Dr Grandhi

Report Name: Budget Report by Account

Fiscal Year: 2007-08

| ACCOUNT | ACCOUNT_DESC | Revenue Dollars | Expense Dollars | Net Contribution |
|---|---|---|---|---|
| 717000 | Budget Pool-Contracted Services | | $2,000.00 | ($2,000.00) |
| 777000 | Budget Pool-Other Miscellaneous | | $3,000.00 | ($3,000.00) |
| Total Operation | | | **$5,000.00** | **($5,000.00)** |
| Net Contribution (use) of Unallocated General: 218213 | | | **$5,000.00** | **($5,000.00)** |

Report Package: Operating Ledger
report created by: Cats

Dec 4, 2007 3:42:57 PM

# BUDGET REPORT

Organization: 218214
Distinguished Professor-Dr Petrick

Report Name: Budget Report by Account

Fiscal Year: 2007-08

| ACCOUNT | ACCOUNT_DESC | Revenue Dollars | Expense Dollars | Net Contribution |
|---|---|---|---|---|
| 717000 | Budget Pool-Contracted Services | | $1,000.00 | ($1,000.00) |
| 777000 | Budget Pool-Other Miscellaneous | | $1,500.00 | ($1,500.00) |
| Total Operation | | | **$2,500.00** | **($2,500.00)** |
| Net Contribution (use) of Unallocated General: 218214 | | | **$2,500.00** | **($2,500.00)** |

Report Package: Operating Ledger
report created by: Cats

Dec 4, 2007 3:42:57 PM

# BUDGET REPORT

Organization: 218216
Distinguished Professor-Dr Praeger

Report Name: Budget Report by Account

Fiscal Year: 2007-08

| ACCOUNT | ACCOUNT_DESC | Revenue Dollars | Expense Dollars | Net Contribution |
|---|---|---|---|---|
| 717000 | Budget Pool-Contracted Services | | $1,000.00 | ($1,000.00) |
| 777000 | Budget Pool-Other Miscellaneous | | $1,500.00 | ($1,500.00) |
| Total Operation | | | **$2,500.00** | **($2,500.00)** |
| Net Contribution (use) of Unallocated General: 218216 | | | **$2,500.00** | **($2,500.00)** |

Report Package: Operating Ledger
report created by: Cats

Dec 4, 2007 3:42:57 PM

# BUDGET REPORT

Organization: 218217
Distinguished Prof-Dr Ballantine

Report Name: Budget Report by Account

Fiscal Year: 2007-08

| ACCOUNT | ACCOUNT_DESC | Revenue Dollars | Expense Dollars | Net Contribution |
|---|---|---|---|---|
| 717000 | Budget Pool-Contracted Services | | $2,000.00 | ($2,000.00) |
| 777000 | Budget Pool-Other Miscellaneous | | $3,000.00 | ($3,000.00) |
| Total Operation | | | **$5,000.00** | **($5,000.00)** |
| Net Contribution (use) of Unallocated General: 218217 | | | **$5,000.00** | **($5,000.00)** |

Report Package: Operating Ledger
report created by: Cats

Dec 4, 2007 3:42:57 PM

# BUDGET REPORT

Organization: 218218
Distinguished Prof-Dr. Larkowski

Report Name: Budget Report by Account

Fiscal Year: 2007-08

| ACCOUNT | ACCOUNT_DESC | Revenue Dollars | Expense Dollars | Net Contribution |
|---|---|---|---|---|
| 717000 | Budget Pool-Contracted Services | | $1,000.00 | ($1,000.00) |
| 777000 | Budget Pool-Other Miscellaneous | | $1,500.00 | ($1,500.00) |
| Total Operation | | | **$2,500.00** | **($2,500.00)** |
| Net Contribution (use) of Unallocated General: 218218 | | | **$2,500.00** | **($2,500.00)** |

Report Package: Operating Ledger
report created by: Cats

Dec 4, 2007 3:42:57 PM

# BUDGET REPORT

Organization: 218219
Distinguished Prof-Dr Siervogel

Report Name: Budget Report by Account

Fiscal Year: 2007-08

| ACCOUNT | ACCOUNT_DESC | Revenue Dollars | Expense Dollars | Net Contribution |
|---|---|---|---|---|
| 717000 | Budget Pool-Contracted Services | | $1,000.00 | ($1,000.00) |
| 777000 | Budget Pool-Other Miscellaneous | | $1,500.00 | ($1,500.00) |
| Total Operation | | | **$2,500.00** | **($2,500.00)** |
| Net Contribution (use) of Unallocated General: 218219 | | | **$2,500.00** | **($2,500.00)** |

Report Package: Operating Ledger
report created by: Cats

Dec 4, 2007 3:42:57 PM

# BUDGET REPORT

Organization: 218220

Report Name: Budget Report by Account

Distinguished Prof-Dr Donna Curry

Fiscal Year: 2007-08

| ACCOUNT | ACCOUNT_DESC | Revenue Dollars | Expense Dollars | Net Contribution |
|---|---|---|---|---|
| 717000 | Budget Pool-Contracted Services | | $1,000.00 | ($1,000.00) |
| 777000 | Budget Pool-Other Miscellaneous | | $1,500.00 | ($1,500.00) |
| Total Operation | | | **$2,500.00** | **($2,500.00)** |
| Net Contribution (use) of Unallocated General: 218220 | | | **$2,500.00** | **($2,500.00)** |

Report Package: Operating Ledger

report created by: Cats

Dec 4, 2007 3:42:57 PM

# BUDGET REPORT

Organization: UCE55

Center for International Education

Report Name: Budget Report by Account

Fiscal Year: 2007-08

| ACCOUNT | ACCOUNT_DESC | Revenue Dollars | Expense Dollars | Net Contribution |
|---|---|---|---|---|
| 502600 | Miscellaneous Student Fees | $96,885.55 | | $96,885.55 |
| **Total Revenue** | | **$96,885.55** | | **$96,885.55** |
| 611100 | Unclassified-Contract | | $348,668.01 | ($348,668.01) |
| 611109 | Unclassified-Vacancy Credit BgtPool | | $17,527.00 | ($17,527.00) |
| 611500 | Graduate Assistants | | $14,534.64 | ($14,534.64) |
| 612000 | Classified-Budget Pool | | $80,334.32 | ($80,334.32) |
| 612109 | Classified-Vacancy Credit BP | | $15,267.00 | ($15,267.00) |
| 616000 | Student Wages-Budget Pool | | $19,640.00 | ($19,640.00) |
| **Total Personnel Services** | | | **$495,970.97** | **($495,970.97)** |
| 621100 | Staff Benefits-Unclassified | | $133,888.16 | ($133,888.16) |
| 622100 | Staff Benefits-Classified/Exmt Hrly | | $37,355.56 | ($37,355.56) |
| **Total Benefits** | | | **$171,243.72** | **($171,243.72)** |
| 730000 | Budget Pool-Supplies | | $19,755.00 | ($19,755.00) |
| 740000 | Budget Pool-Travel | | $63,827.86 | ($63,827.86) |
| 746900 | Travel-Foreign | | $6,700.00 | ($6,700.00) |
| 750000 | Budget Pool-Info & Communications | | $37,130.00 | ($37,130.00) |
| 760000 | Budget Pool-Maintenance & Repair | | $7,232.00 | ($7,232.00) |
| 772000 | Budget Pool-Employee Education Cost | | $13,500.00 | ($13,500.00) |
| 773000 | Budget Pool-Scholarships&Fellowshps | | $20,000.00 | ($20,000.00) |
| 773400 | Waivers-GA Academic In State | | $22,880.00 | ($22,880.00) |
| 773420 | Waivers-GA Summer In State | | $10,215.92 | ($10,215.92) |
| 774100 | Data Processing Equipmnt Use-Intrnl | | $64,997.17 | ($64,997.17) |
| 777000 | Budget Pool-Other Miscellaneous | | ($49,527.00) | $49,527.00 |
| **Total Operation** | | | **$216,710.95** | **($216,710.95)** |
| 879890 | Earning Support/Trsf-Credit | | ($21,665.31) | $21,665.31 |
| **Total Transfers** | | | **($21,665.31)** | **$21,665.31** |
| **Net Contribution (use) of Unallocated General: UCE55** | | **$96,885.55** | **$862,260.33** | **($765,374.78)** |

Report Package: Operating Ledger

report created by: Cats

Dec 4, 2007 3:39:05 PM

# BUDGET REPORT

Organization: UCE555

Center for International Education

Report Name: Budget Report by Account

Fiscal Year: 2007-08

| ACCOUNT | ACCOUNT_DESC | Revenue Dollars | Expense Dollars | Net Contribution |
|---|---|---|---|---|
| 502600 | Miscellaneous Student Fees | $96,885.55 | | $96,885.55 |
| **Total Revenue** | | **$96,885.55** | | **$96,885.55** |
| 611100 | Unclassified-Contract | | $348,668.01 | ($348,668.01) |
| 611109 | Unclassified-Vacancy Credit BgtPool | | $17,527.00 | ($17,527.00) |
| 611500 | Graduate Assistants | | $14,534.64 | ($14,534.64) |
| 612000 | Classified-Budget Pool | | $80,334.32 | ($80,334.32) |
| 612109 | Classified-Vacancy Credit BP | | $15,267.00 | ($15,267.00) |
| 616000 | Student Wages-Budget Pool | | $19,640.00 | ($19,640.00) |
| **Total Personnel Services** | | | **$495,970.97** | **($495,970.97)** |
| 621100 | Staff Benefits-Unclassified | | $133,888.16 | ($133,888.16) |
| 622100 | Staff Benefits-Classified/Exmt Hrly | | $37,355.56 | ($37,355.56) |
| **Total Benefits** | | | **$171,243.72** | **($171,243.72)** |
| 730000 | Budget Pool-Supplies | | $19,755.00 | ($19,755.00) |
| 740000 | Budget Pool-Travel | | $63,827.86 | ($63,827.86) |
| 746900 | Travel-Foreign | | $6,700.00 | ($6,700.00) |
| 750000 | Budget Pool-Info & Communications | | $37,130.00 | ($37,130.00) |
| 760000 | Budget Pool-Maintenance & Repair | | $7,232.00 | ($7,232.00) |
| 772000 | Budget Pool-Employee Education Cost | | $13,500.00 | ($13,500.00) |
| 773000 | Budget Pool-Scholarships&Fellowshps | | $20,000.00 | ($20,000.00) |
| 773400 | Waivers-GA Academic In State | | $22,880.00 | ($22,880.00) |
| 773420 | Waivers-GA Summer In State | | $10,215.92 | ($10,215.92) |
| 774100 | Data Processing Equipmnt Use-Intrnl | | $64,997.17 | ($64,997.17) |
| 777000 | Budget Pool-Other Miscellaneous | | ($49,527.00) | $49,527.00 |
| **Total Operation** | | | **$216,710.95** | **($216,710.95)** |
| 879890 | Earning Support/Trsf-Credit | | ($21,665.31) | $21,665.31 |
| **Total Transfers** | | | **($21,665.31)** | **$21,665.31** |
| **Net Contribution (use) of Unallocated General: UCE555** | | **$96,885.55** | **$862,260.33** | **($765,374.78)** |

Report Package: Operating Ledger

report created by: Cats

Dec 4, 2007 3:40:50 PM

# BUDGET REPORT

Organization: 218130
Univ Center for International Educ

Report Name: Budget Report by Account

Fiscal Year: 2007-08

| ACCOUNT | ACCOUNT_DESC | Revenue Dollars | Expense Dollars | Net Contribution |
|---|---|---|---|---|
| 611100 | Unclassified-Contract | | $301,892.62 | ($301,892.62) |
| 611109 | Unclassified-Vacancy Credit BgtPool | | $17,527.00 | ($17,527.00) |
| 611500 | Graduate Assistants | | $14,534.64 | ($14,534.64) |
| 612000 | Classified-Budget Pool | | $80,334.32 | ($80,334.32) |
| 612109 | Classified-Vacancy Credit BP | | $15,267.00 | ($15,267.00) |
| 616000 | Student Wages-Budget Pool | | $19,640.00 | ($19,640.00) |
| **Total Personnel Services** | | | **$449,195.58** | **($449,195.58)** |
| 621100 | Staff Benefits-Unclassified | | $115,926.41 | ($115,926.41) |
| 622100 | Staff Benefits-Classified/Exmt Hrly | | $37,355.56 | ($37,355.56) |
| **Total Benefits** | | | **$153,281.97** | **($153,281.97)** |
| 730000 | Budget Pool-Supplies | | $19,055.00 | ($19,055.00) |
| 740000 | Budget Pool-Travel | | $19,000.00 | ($19,000.00) |
| 750000 | Budget Pool-Info & Communications | | $31,155.00 | ($31,155.00) |
| 760000 | Budget Pool-Maintenance & Repair | | $7,232.00 | ($7,232.00) |
| 772000 | Budget Pool-Employee Education Cost | | $13,500.00 | ($13,500.00) |
| 773000 | Budget Pool-Scholarships&Fellowshps | | $20,000.00 | ($20,000.00) |
| 773400 | Waivers-GA Academic In State | | $22,880.00 | ($22,880.00) |
| 773420 | Waivers-GA Summer In State | | $10,215.92 | ($10,215.92) |
| 774100 | Data Processing Equipmnt Use-Intrnl | | $55,711.86 | ($55,711.86) |
| 777000 | Budget Pool-Other Miscellaneous | | ($49,627.00) | $49,627.00 |
| **Total Operation** | | | **$149,122.78** | **($149,122.78)** |
| **Net Contribution (use) of Unallocated General: 218130** | | | **$751,600.33** | **($751,600.33)** |

Report Package: Operating Ledger
report created by: Cats

Dec 4, 2007 3:42:57 PM

# BUDGET REPORT

Organization: 218131
R/E International Programs

Report Name: Budget Report by Account

Fiscal Year: 2007-08

| ACCOUNT | ACCOUNT_DESC | Revenue Dollars | Expense Dollars | Net Contribution |
|---|---|---|---|---|
| 502600 | Miscellaneous Student Fees | $96,885.55 | | $96,885.55 |
| **Total Revenue** | | **$96,885.55** | | **$96,885.55** |
| 611100 | Unclassified-Contract | | $46,775.39 | ($46,775.39) |
| **Total Personnel Services** | | | **$46,775.39** | **($46,775.39)** |
| 621100 | Staff Benefits-Unclassified | | $17,961.75 | ($17,961.75) |
| **Total Benefits** | | | **$17,961.75** | **($17,961.75)** |
| 730000 | Budget Pool-Supplies | | $350.00 | ($350.00) |
| 740000 | Budget Pool-Travel | | $38,127.86 | ($38,127.86) |
| 750000 | Budget Pool-Info & Communications | | $4,165.00 | ($4,165.00) |
| 774100 | Data Processing Equipmnt Use-Intrnl | | $9,285.31 | ($9,285.31) |
| **Total Operation** | | | **$51,928.17** | **($51,928.17)** |
| 879890 | Earning Support/Trsf-Credit | | ($21,665.31) | $21,665.31 |
| **Total Transfers** | | | **($21,665.31)** | **$21,665.31** |
| **Net Contribution (use) of Unallocated General: 218131** | | **$96,885.55** | **$95,000.00** | **$1,885.55** |

Report Package: Operating Ledger
report created by: Cats

Dec 4, 2007 3:42:57 PM

# BUDGET REPORT

Organization: 218132

Report Name: Budget Report by Account

R/E International Std Exchange Prog

Fiscal Year: 2007-08

| ACCOUNT | ACCOUNT_DESC | Revenue Dollars | Expense Dollars | Net Contribution |
|---|---|---|---|---|
| 730000 | Budget Pool-Supplies | | $350.00 | ($350.00) |
| 740000 | Budget Pool-Travel | | $6,700.00 | ($6,700.00) |
| 746900 | Travel-Foreign | | $6,700.00 | ($6,700.00) |
| 750000 | Budget Pool-Info & Communications | | $1,810.00 | ($1,810.00) |
| 777000 | Budget Pool-Other Miscellaneous | | $100.00 | ($100.00) |
| Total Operation | | | $15,660.00 | ($15,660.00) |
| Net Contribution (use) of Unallocated General: 218132 | | | $15,660.00 | ($15,660.00) |

Report Package: Operating Ledger

report created by: Cats

Dec 4, 2007 3:42:57 PM

# BUDGET DETAIL

# H. Provost (cont'd)

## College of Liberal Arts

# BUDGET REPORT

Organization: COLA
College of Liberal Arts

Report Name: Budget Report by Account

Fiscal Year: 2007-08

| ACCOUNT | ACCOUNT_DESC | Revenue Dollars | Expense Dollars | Net Contribution |
|---|---|---|---|---|
| 502200 | Laboratory Fees | $197,645.17 | | $197,645.17 |
| 502600 | Miscellaneous Student Fees | ($14,887.00) | | ($14,887.00) |
| 503000 | Non-Credit Fees | $155,542.96 | | $155,542.96 |
| 505250 | Departmental Sales & Service | $318,156.00 | | $318,156.00 |
| 507350 | Miscellaneous Income | $27,200.00 | | $27,200.00 |
| **Total Revenue** | | **$683,657.13** | | **$683,657.13** |
| 611100 | Unclassified-Contract | | $700,367.68 | ($700,367.68) |
| 611109 | Unclassified-Vacancy Credit BgtPool | | $13,743.00 | ($13,743.00) |
| 611110 | Unclassified-<51percent | | $509.21 | ($509.21) |
| 611150 | Unclassified-Retirees | | $1,429.43 | ($1,429.43) |
| 611500 | Graduate Assistants | | $113,877.40 | ($113,877.40) |
| 611800 | Graduate Research Assistants | | $34,494.66 | ($34,494.66) |
| 612000 | Classified-Budget Pool | | $585,298.33 | ($585,298.33) |
| 612110 | Classified -<51percent | | $236.81 | ($236.81) |
| 612150 | Classified-Retirees | | $808.01 | ($808.01) |
| 612200 | NonExempt Unclassified Hourly | | $44,301.68 | ($44,301.68) |
| 614000 | Faculty-Budget Pool | | $12,854,403.19 | ($12,854,403.19) |
| 614100 | Faculty-Academic Year | | $1,229.47 | ($1,229.47) |
| 614109 | Faculty-Vacancy Credit Budget Pool | | $72,241.00 | ($72,241.00) |
| 615000 | Faculty-Other Budget Pool | | $377,225.00 | ($377,225.00) |
| 615300 | Faculty-Summer | | $933,476.00 | ($933,476.00) |
| 615400 | Graduate Teaching Assistants | | $351,060.91 | ($351,060.91) |
| 616000 | Student Wages-Budget Pool | | $190,092.00 | ($190,092.00) |
| **Total Personnel Services** | | | **$16,274,793.78** | **($16,274,793.78)** |
| 621100 | Staff Benefits-Unclassified | | $285,501.87 | ($285,501.87) |
| 621110 | Staff Benefits-Unclassified<51%/Ret | | $214.41 | ($214.41) |
| 622100 | Staff Benefits-Classified/Exmt Hrly | | $272,558.77 | ($272,558.77) |
| 622110 | Staff Benefits-Classified <51%/Ret | | $614.32 | ($614.32) |
| 623100 | Staff Benefits-Faculty | | $3,290,890.84 | ($3,290,890.84) |
| 623200 | Staff Benefits-Faculty Part Time | | $173,012.54 | ($173,012.54) |
| **Total Benefits** | | | **$4,022,792.75** | **($4,022,792.75)** |
| 717000 | Budget Pool-Contracted Services | | $86,268.32 | ($86,268.32) |
| 730000 | Budget Pool-Supplies | | $327,413.28 | ($327,413.28) |

Report Package: Operating Ledger
report created by: Cats

Dec 4, 2007 3:36:33 PM

# BUDGET REPORT

Organization: COLA
College of Liberal Arts

Report Name: Budget Report by Account

Fiscal Year: 2007-08

| ACCOUNT | ACCOUNT_DESC | Revenue Dollars | Expense Dollars | Net Contribution |
|---|---|---|---|---|
| 737930 | Cost Recovery-Supplies | | ($8,916.53) | $8,916.53 |
| 740000 | Budget Pool-Travel | | $161,044.00 | ($161,044.00) |
| 750000 | Budget Pool-Info & Communications | | $304,006.00 | ($304,006.00) |
| 760000 | Budget Pool-Maintenance & Repair | | $101,857.00 | ($101,857.00) |
| 770500 | SBR-College Sponsored | | $71,559.00 | ($71,559.00) |
| 772000 | Budget Pool-Employee Education Cost | | $2,788.00 | ($2,788.00) |
| 773000 | Budget Pool-Scholarships&Fellowshps | | $45,039.00 | ($45,039.00) |
| 773400 | Waivers-GA Academic In State | | $110,013.28 | ($110,013.28) |
| 773420 | Waivers-GA Summer In State | | $62,840.96 | ($62,840.96) |
| 773440 | Waivers-GTA Academic In State | | $291,261.36 | ($291,261.36) |
| 773460 | Waivers-GTA Summer In State | | $166,371.92 | ($166,371.92) |
| 773480 | Waivers-GRA Academic In State | | $35,768.72 | ($35,768.72) |
| 773500 | Waivers-GRA Summer In State | | $20,431.84 | ($20,431.84) |
| 774100 | Data Processing Equipmnt Use-Intrnl | | $1,170,923.11 | ($1,170,923.11) |
| 775000 | Budget Pool-Equipment Rental Charge | | $8,127.00 | ($8,127.00) |
| 777000 | Budget Pool-Other Miscellaneous | | $163,642.29 | ($163,642.29) |
| 777850 | Unrestricted Balance | | $1,071.78 | ($1,071.78) |
| **Total Operation** | | | **$3,121,510.33** | **($3,121,510.33)** |
| 879300 | Plant O&M Cost Allocatn E&G-Debit | | $91,685.00 | ($91,685.00) |
| 879880 | Earning Support/Trsf-Debit | | $118,750.07 | ($118,750.07) |
| 879890 | Earning Support/Trsf-Credit | | ($118,750.07) | $118,750.07 |
| **Total Transfers** | | | **$91,685.00** | **($91,685.00)** |
| **Net Contribution (use) of Unallocated General: COLA** | | **$683,657.13** | **$23,510,781.86** | **($22,827,124.73)** |

Report Package: Operating Ledger
report created by: Cats

Dec 4, 2007 3:36:33 PM

# BUDGET REPORT

Organization: ABS55
Applied Behavioral Sciences

Report Name: Budget Report by Account

Fiscal Year: 2007-08

| ACCOUNT | ACCOUNT_DESC | Revenue Dollars | Expense Dollars | Net Contribution |
|---|---|---|---|---|
| 611500 | Graduate Assistants | | $16,425.45 | ($16,425.45) |
| 612000 | Classified-Budget Pool | | $5,439.01 | ($5,439.01) |
| 614000 | Faculty-Budget Pool | | $35,577.69 | ($35,577.69) |
| 615000 | Faculty-Other Budget Pool | | $2,453.00 | ($2,453.00) |
| 615300 | Faculty-Summer | | $7,100.00 | ($7,100.00) |
| **Total Personnel Services** | | | **$66,995.15** | **($66,995.15)** |
| 621100 | Staff Benefits-Unclassified | | $2,884.66 | ($2,884.66) |
| 621110 | Staff Benefits-Unclassified<51%/Ret | | $214.41 | ($214.41) |
| 622100 | Staff Benefits-Classified/Exmt Hrly | | $3,344.30 | ($3,344.30) |
| 623100 | Staff Benefits-Faculty | | $10,164.02 | ($10,164.02) |
| 623200 | Staff Benefits-Faculty Part Time | | $1,261.00 | ($1,261.00) |
| **Total Benefits** | | | **$17,868.39** | **($17,868.39)** |
| 730000 | Budget Pool-Supplies | | $331.00 | ($331.00) |
| 740000 | Budget Pool-Travel | | $508.00 | ($508.00) |
| 750000 | Budget Pool-Info & Communications | | $1,758.00 | ($1,758.00) |
| 760000 | Budget Pool-Maintenance & Repair | | $142.00 | ($142.00) |
| 773400 | Waivers-GA Academic In State | | $17,883.84 | ($17,883.84) |
| 773420 | Waivers-GA Summer In State | | $10,215.92 | ($10,215.92) |
| 774100 | Data Processing Equipmnt Use-Intrnl | | $12,677.00 | ($12,677.00) |
| 777000 | Budget Pool-Other Miscellaneous | | $119.00 | ($119.00) |
| **Total Operation** | | | **$43,634.76** | **($43,634.76)** |
| **Net Contribution (use) of Unallocated General: ABS55** | | | **$128,498.30** | **($128,498.30)** |

Report Package: Operating Ledger
report created by: Cats

Dec 4, 2007 3:39:05 PM

# BUDGET REPORT

Organization: ABS555
Applied Behavioral Sciences

Report Name: Budget Report by Account

Fiscal Year: 2007-08

| ACCOUNT | ACCOUNT_DESC | Revenue Dollars | Expense Dollars | Net Contribution |
|---|---|---|---|---|
| 611500 | Graduate Assistants | | $16,425.45 | ($16,425.45) |
| 612000 | Classified-Budget Pool | | $5,439.01 | ($5,439.01) |
| 614000 | Faculty-Budget Pool | | $35,577.69 | ($35,577.69) |
| 615000 | Faculty-Other Budget Pool | | $2,453.00 | ($2,453.00) |
| 615300 | Faculty-Summer | | $7,100.00 | ($7,100.00) |
| **Total Personnel Services** | | | **$66,995.15** | **($66,995.15)** |
| 621100 | Staff Benefits-Unclassified | | $2,884.66 | ($2,884.66) |
| 621110 | Staff Benefits-Unclassified<51%/Ret | | $214.41 | ($214.41) |
| 622100 | Staff Benefits-Classified/Exmt Hrly | | $3,344.30 | ($3,344.30) |
| 623100 | Staff Benefits-Faculty | | $10,164.02 | ($10,164.02) |
| 623200 | Staff Benefits-Faculty Part Time | | $1,261.00 | ($1,261.00) |
| **Total Benefits** | | | **$17,868.39** | **($17,868.39)** |
| 730000 | Budget Pool-Supplies | | $331.00 | ($331.00) |
| 740000 | Budget Pool-Travel | | $508.00 | ($508.00) |
| 750000 | Budget Pool-Info & Communications | | $1,758.00 | ($1,758.00) |
| 760000 | Budget Pool-Maintenance & Repair | | $142.00 | ($142.00) |
| 773400 | Waivers-GA Academic In State | | $17,883.84 | ($17,883.84) |
| 773420 | Waivers-GA Summer In State | | $10,215.92 | ($10,215.92) |
| 774100 | Data Processing Equipmnt Use-Intrnl | | $12,677.00 | ($12,677.00) |
| 777000 | Budget Pool-Other Miscellaneous | | $119.00 | ($119.00) |
| **Total Operation** | | | **$43,634.76** | **($43,634.76)** |
| **Net Contribution (use) of Unallocated General: ABS555** | | | **$128,498.30** | **($128,498.30)** |

Report Package: Operating Ledger
report created by: Cats

Dec 4, 2007 3:40:50 PM

# BUDGET REPORT

Organization: 233000
Applied Behavioral Sciences

Report Name: Budget Report by Account

Fiscal Year: 2007-08

| ACCOUNT | ACCOUNT_DESC | Revenue Dollars | Expense Dollars | Net Contribution |
|---|---|---|---|---|
| 611500 | Graduate Assistants | | $16,425.45 | ($16,425.45) |
| 612000 | Classified-Budget Pool | | $5,439.01 | ($5,439.01) |
| 614000 | Faculty-Budget Pool | | $35,577.69 | ($35,577.69) |
| 615000 | Faculty-Other Budget Pool | | $2,453.00 | ($2,453.00) |
| 615300 | Faculty-Summer | | $7,100.00 | ($7,100.00) |
| **Total Personnel Services** | | | **$66,995.15** | **($66,995.15)** |
| 621100 | Staff Benefits-Unclassified | | $2,884.66 | ($2,884.66) |
| 621110 | Staff Benefits-Unclassified<51%/Ret | | $214.41 | ($214.41) |
| 622100 | Staff Benefits-Classified/Exmt Hrly | | $3,344.30 | ($3,344.30) |
| 623100 | Staff Benefits-Faculty | | $10,164.02 | ($10,164.02) |
| 623200 | Staff Benefits-Faculty Part Time | | $1,261.00 | ($1,261.00) |
| **Total Benefits** | | | **$17,868.39** | **($17,868.39)** |
| 730000 | Budget Pool-Supplies | | $331.00 | ($331.00) |
| 740000 | Budget Pool-Travel | | $508.00 | ($508.00) |
| 750000 | Budget Pool-Info & Communications | | $1,758.00 | ($1,758.00) |
| 760000 | Budget Pool-Maintenance & Repair | | $142.00 | ($142.00) |
| 773400 | Waivers-GA Academic In State | | $17,883.84 | ($17,883.84) |
| 773420 | Waivers-GA Summer In State | | $10,215.92 | ($10,215.92) |
| 774100 | Data Processing Equipmnt Use-Intrnl | | $12,677.00 | ($12,677.00) |
| 777000 | Budget Pool-Other Miscellaneous | | $119.00 | ($119.00) |
| **Total Operation** | | | **$43,634.76** | **($43,634.76)** |
| **Net Contribution (use) of Unallocated General: 233000** | | | **$128,498.30** | **($128,498.30)** |

Report Package: Operating Ledger
report created by: Cats

Dec 4, 2007 3:42:57 PM

# BUDGET REPORT

Organization: ART55
Art & Art History

Report Name: Budget Report by Account

Fiscal Year: 2007-08

| ACCOUNT | ACCOUNT_DESC | Revenue Dollars | Expense Dollars | Net Contribution |
|---|---|---|---|---|
| 502200 | Laboratory Fees | $22,000.00 | | $22,000.00 |
| **Total Revenue** | | **$22,000.00** | | **$22,000.00** |
| 611100 | Unclassified-Contract | | $22,251.07 | ($22,251.07) |
| 612000 | Classified-Budget Pool | | $29,764.10 | ($29,764.10) |
| 612200 | NonExempt Unclassified Hourly | | $20,396.07 | ($20,396.07) |
| 614000 | Faculty-Budget Pool | | $753,082.68 | ($753,082.68) |
| 615000 | Faculty-Other Budget Pool | | $1,973.00 | ($1,973.00) |
| 615300 | Faculty-Summer | | $15,708.00 | ($15,708.00) |
| 616000 | Student Wages-Budget Pool | | $14,926.00 | ($14,926.00) |
| **Total Personnel Services** | | | **$858,100.92** | **($858,100.92)** |
| 621100 | Staff Benefits-Unclassified | | $16,376.50 | ($16,376.50) |
| 622100 | Staff Benefits-Classified/Exmt Hrly | | $13,840.30 | ($13,840.30) |
| 623100 | Staff Benefits-Faculty | | $192,789.18 | ($192,789.18) |
| 623200 | Staff Benefits-Faculty Part Time | | $2,333.89 | ($2,333.89) |
| **Total Benefits** | | | **$225,339.87** | **($225,339.87)** |
| 717000 | Budget Pool-Contracted Services | | $7,650.00 | ($7,650.00) |
| 730000 | Budget Pool-Supplies | | $33,148.00 | ($33,148.00) |
| 740000 | Budget Pool-Travel | | $4,779.00 | ($4,779.00) |
| 750000 | Budget Pool-Info & Communications | | $7,626.00 | ($7,626.00) |
| 760000 | Budget Pool-Maintenance & Repair | | $1,000.00 | ($1,000.00) |
| 774100 | Data Processing Equipmnt Use-Intrnl | | $65,493.89 | ($65,493.89) |
| 777000 | Budget Pool-Other Miscellaneous | | ($7,428.33) | $7,428.33 |
| **Total Operation** | | | **$112,268.56** | **($112,268.56)** |
| 879890 | Earning Support/Trsf-Credit | | ($10,000.00) | $10,000.00 |
| **Total Transfers** | | | **($10,000.00)** | **$10,000.00** |
| **Net Contribution (use) of Unallocated General: ART55** | | **$22,000.00** | **$1,185,709.35** | **($1,163,709.35)** |

Report Package: Operating Ledger
report created by: Cats

Dec 4, 2007 3:39:05 PM

# BUDGET REPORT

Organization: ART555
Art & Art History

Report Name: Budget Report by Account

Fiscal Year: 2007-08

| ACCOUNT | ACCOUNT_DESC | Revenue Dollars | Expense Dollars | Net Contribution |
|---|---|---|---|---|
| 502200 | Laboratory Fees | $22,000.00 | | $22,000.00 |
| **Total Revenue** | | **$22,000.00** | | **$22,000.00** |
| 611100 | Unclassified-Contract | | $22,251.07 | ($22,251.07) |
| 612000 | Classified-Budget Pool | | $29,764.10 | ($29,764.10) |
| 612200 | NonExempt Unclassified Hourly | | $20,396.07 | ($20,396.07) |
| 614000 | Faculty-Budget Pool | | $753,082.68 | ($753,082.68) |
| 615000 | Faculty-Other Budget Pool | | $1,973.00 | ($1,973.00) |
| 615300 | Faculty-Summer | | $15,708.00 | ($15,708.00) |
| 616000 | Student Wages-Budget Pool | | $14,926.00 | ($14,926.00) |
| **Total Personnel Services** | | | **$858,100.92** | **($858,100.92)** |
| 621100 | Staff Benefits-Unclassified | | $16,376.50 | ($16,376.50) |
| 622100 | Staff Benefits-Classified/Exmt Hrly | | $13,840.30 | ($13,840.30) |
| 623100 | Staff Benefits-Faculty | | $192,789.18 | ($192,789.18) |
| 623200 | Staff Benefits-Faculty Part Time | | $2,333.89 | ($2,333.89) |
| **Total Benefits** | | | **$225,339.87** | **($225,339.87)** |
| 717000 | Budget Pool-Contracted Services | | $7,650.00 | ($7,650.00) |
| 730000 | Budget Pool-Supplies | | $33,148.00 | ($33,148.00) |
| 740000 | Budget Pool-Travel | | $4,779.00 | ($4,779.00) |
| 750000 | Budget Pool-Info & Communications | | $7,626.00 | ($7,626.00) |
| 760000 | Budget Pool-Maintenance & Repair | | $1,000.00 | ($1,000.00) |
| 774100 | Data Processing Equipmnt Use-Intrnl | | $65,493.89 | ($65,493.89) |
| 777000 | Budget Pool-Other Miscellaneous | | ($7,428.33) | $7,428.33 |
| **Total Operation** | | | **$112,268.56** | **($112,268.56)** |
| 879890 | Earning Support/Trsf-Credit | | ($10,000.00) | $10,000.00 |
| **Total Transfers** | | | **($10,000.00)** | **$10,000.00** |
| **Net Contribution (use) of Unallocated General: ART555** | | **$22,000.00** | **$1,185,709.35** | **($1,163,709.35)** |

Report Package: Operating Ledger
report created by: Cats

Dec 4, 2007 3:40:50 PM

# BUDGET REPORT

Organization: 233300
Art & Art History

Report Name: Budget Report by Account

Fiscal Year: 2007-08

| ACCOUNT | ACCOUNT_DESC | Revenue Dollars | Expense Dollars | Net Contribution |
|---|---|---|---|---|
| 611100 | Unclassified-Contract | | $22,251.07 | ($22,251.07) |
| 612000 | Classified-Budget Pool | | $29,764.10 | ($29,764.10) |
| 612200 | NonExempt Unclassified Hourly | | $20,396.07 | ($20,396.07) |
| 614000 | Faculty-Budget Pool | | $753,082.68 | ($753,082.68) |
| 616000 | Student Wages-Budget Pool | | $14,926.00 | ($14,926.00) |
| **Total Personnel Services** | | | **$840,419.92** | **($840,419.92)** |
| 621100 | Staff Benefits-Unclassified | | $16,376.50 | ($16,376.50) |
| 622100 | Staff Benefits-Classified/Exmt Hrly | | $13,840.30 | ($13,840.30) |
| 623100 | Staff Benefits-Faculty | | $192,789.18 | ($192,789.18) |
| **Total Benefits** | | | **$223,005.98** | **($223,005.98)** |
| 717000 | Budget Pool-Contracted Services | | $7,650.00 | ($7,650.00) |
| 730000 | Budget Pool-Supplies | | $1,148.00 | ($1,148.00) |
| 740000 | Budget Pool-Travel | | $4,779.00 | ($4,779.00) |
| 750000 | Budget Pool-Info & Communications | | $7,626.00 | ($7,626.00) |
| 760000 | Budget Pool-Maintenance & Repair | | $1,000.00 | ($1,000.00) |
| 774100 | Data Processing Equipmnt Use-Intrnl | | $65,453.20 | ($65,453.20) |
| 777000 | Budget Pool-Other Miscellaneous | | ($7,428.33) | $7,428.33 |
| **Total Operation** | | | **$80,227.87** | **($80,227.87)** |
| **Net Contribution (use) of Unallocated General: 233300** | | | **$1,143,653.77** | **($1,143,653.77)** |

Report Package: Operating Ledger
report created by: Cats

Dec 4, 2007 3:42:57 PM

# BUDGET REPORT

Organization: 233302

Report Name: Budget Report by Account

Su/Adj Fac&GA/GTA-Art & Art History

Fiscal Year: 2007-08

| ACCOUNT | ACCOUNT_DESC | Revenue Dollars | Expense Dollars | Net Contribution |
|---|---|---|---|---|
| 615000 | Faculty-Other Budget Pool | | $1,973.00 | ($1,973.00) |
| 615300 | Faculty-Summer | | $15,708.00 | ($15,708.00) |
| **Total Personnel Services** | | | **$17,681.00** | **($17,681.00)** |
| 623200 | Staff Benefits-Faculty Part Time | | $2,333.89 | ($2,333.89) |
| **Total Benefits** | | | **$2,333.89** | **($2,333.89)** |
| 774100 | Data Processing Equipmnt Use-Intrnl | | $40.69 | ($40.69) |
| **Total Operation** | | | **$40.69** | **($40.69)** |
| **Net Contribution (use) of Unallocated General: 233302** | | | **$20,055.58** | **($20,055.58)** |

Report Package: Operating Ledger

report created by: Cats

Dec 4, 2007 3:42:57 PM

# BUDGET REPORT

Organization: 233303
Art & Art History Earnings

Report Name: Budget Report by Account

Fiscal Year: 2007-08

| ACCOUNT | ACCOUNT_DESC | Revenue Dollars | Expense Dollars | Net Contribution |
|---|---|---|---|---|
| 502200 | Laboratory Fees | $22,000.00 | | $22,000.00 |
| **Total Revenue** | | **$22,000.00** | | **$22,000.00** |
| 730000 | Budget Pool-Supplies | | $32,000.00 | ($32,000.00) |
| **Total Operation** | | | **$32,000.00** | **($32,000.00)** |
| 879890 | Earning Support/Trsf-Credit | | ($10,000.00) | $10,000.00 |
| **Total Transfers** | | | **($10,000.00)** | **$10,000.00** |
| **Net Contribution (use) of Unallocated General: 233303** | | **$22,000.00** | **$22,000.00** | **$0.00** |

Report Package: Operating Ledger
report created by: Cats

Dec 4, 2007 3:42:57 PM

# BUDGET REPORT

Organization: CLS55
Religion Philosophy & Classics

Report Name: Budget Report by Account

Fiscal Year: 2007-08

| ACCOUNT | ACCOUNT_DESC | Revenue Dollars | Expense Dollars | Net Contribution |
|---|---|---|---|---|
| 612000 | Classified-Budget Pool | | $27,737.54 | ($27,737.54) |
| 614000 | Faculty-Budget Pool | | $914,343.21 | ($914,343.21) |
| 615000 | Faculty-Other Budget Pool | | $1,644.00 | ($1,644.00) |
| 615300 | Faculty-Summer | | $13,538.00 | ($13,538.00) |
| 616000 | Student Wages-Budget Pool | | $9,245.00 | ($9,245.00) |
| **Total Personnel Services** | | | **$966,507.75** | **($966,507.75)** |
| 622100 | Staff Benefits-Classified/Exmt Hrly | | $12,897.95 | ($12,897.95) |
| 623100 | Staff Benefits-Faculty | | $234,071.87 | ($234,071.87) |
| 623200 | Staff Benefits-Faculty Part Time | | $2,004.02 | ($2,004.02) |
| **Total Benefits** | | | **$248,973.84** | **($248,973.84)** |
| 717000 | Budget Pool-Contracted Services | | $600.00 | ($600.00) |
| 730000 | Budget Pool-Supplies | | $5,459.00 | ($5,459.00) |
| 740000 | Budget Pool-Travel | | $4,267.00 | ($4,267.00) |
| 750000 | Budget Pool-Info & Communications | | $6,634.00 | ($6,634.00) |
| 760000 | Budget Pool-Maintenance & Repair | | $595.00 | ($595.00) |
| 774100 | Data Processing Equipmnt Use-Intrnl | | $16,094.60 | ($16,094.60) |
| 777000 | Budget Pool-Other Miscellaneous | | $200.00 | ($200.00) |
| **Total Operation** | | | **$33,849.60** | **($33,849.60)** |
| **Net Contribution (use) of Unallocated General: CLS55** | | | **$1,249,331.19** | **($1,249,331.19)** |

Report Package: Operating Ledger
report created by: Cats

Dec 4, 2007 3:39:05 PM

# BUDGET REPORT

Organization: CLS555
Religion Philosophy & Classics

Report Name: Budget Report by Account

Fiscal Year: 2007-08

| ACCOUNT | ACCOUNT_DESC | Revenue Dollars | Expense Dollars | Net Contribution |
|---|---|---|---|---|
| 612000 | Classified-Budget Pool | | $27,737.54 | ($27,737.54) |
| 614000 | Faculty-Budget Pool | | $914,343.21 | ($914,343.21) |
| 615000 | Faculty-Other Budget Pool | | $1,644.00 | ($1,644.00) |
| 615300 | Faculty-Summer | | $13,538.00 | ($13,538.00) |
| 616000 | Student Wages-Budget Pool | | $9,245.00 | ($9,245.00) |
| **Total Personnel Services** | | | **$966,507.75** | **($966,507.75)** |
| 622100 | Staff Benefits-Classified/Exmt Hrly | | $12,897.95 | ($12,897.95) |
| 623100 | Staff Benefits-Faculty | | $234,071.87 | ($234,071.87) |
| 623200 | Staff Benefits-Faculty Part Time | | $2,004.02 | ($2,004.02) |
| **Total Benefits** | | | **$248,973.84** | **($248,973.84)** |
| 717000 | Budget Pool-Contracted Services | | $600.00 | ($600.00) |
| 730000 | Budget Pool-Supplies | | $5,459.00 | ($5,459.00) |
| 740000 | Budget Pool-Travel | | $4,267.00 | ($4,267.00) |
| 750000 | Budget Pool-Info & Communications | | $6,634.00 | ($6,634.00) |
| 760000 | Budget Pool-Maintenance & Repair | | $595.00 | ($595.00) |
| 774100 | Data Processing Equipmnt Use-Intrnl | | $16,094.60 | ($16,094.60) |
| 777000 | Budget Pool-Other Miscellaneous | | $200.00 | ($200.00) |
| **Total Operation** | | | **$33,849.60** | **($33,849.60)** |
| **Net Contribution (use) of Unallocated General: CLS555** | | | **$1,249,331.19** | **($1,249,331.19)** |

Report Package: Operating Ledger
report created by: Cats

Dec 4, 2007 3:40:50 PM

# BUDGET REPORT

Organization: 231705

Report Name: Budget Report by Account

Religion Philosophy & Classics

Fiscal Year: 2007-08

| ACCOUNT | ACCOUNT_DESC | Revenue Dollars | Expense Dollars | Net Contribution |
|---|---|---|---|---|
| 612000 | Classified-Budget Pool | | $27,737.54 | ($27,737.54) |
| 614000 | Faculty-Budget Pool | | $914,343.21 | ($914,343.21) |
| 616000 | Student Wages-Budget Pool | | $9,245.00 | ($9,245.00) |
| **Total Personnel Services** | | | **$951,325.75** | **($951,325.75)** |
| 622100 | Staff Benefits-Classified/Exmt Hrly | | $12,897.95 | ($12,897.95) |
| 623100 | Staff Benefits-Faculty | | $234,071.87 | ($234,071.87) |
| **Total Benefits** | | | **$246,969.82** | **($246,969.82)** |
| 717000 | Budget Pool-Contracted Services | | $600.00 | ($600.00) |
| 730000 | Budget Pool-Supplies | | $5,459.00 | ($5,459.00) |
| 740000 | Budget Pool-Travel | | $4,267.00 | ($4,267.00) |
| 750000 | Budget Pool-Info & Communications | | $6,634.00 | ($6,634.00) |
| 760000 | Budget Pool-Maintenance & Repair | | $595.00 | ($595.00) |
| 774100 | Data Processing Equipmnt Use-Intrnl | | $16,060.70 | ($16,060.70) |
| 777000 | Budget Pool-Other Miscellaneous | | $200.00 | ($200.00) |
| **Total Operation** | | | **$33,815.70** | **($33,815.70)** |
| **Net Contribution (use) of Unallocated General: 231705** | | | **$1,232,111.27** | **($1,232,111.27)** |

Report Package: Operating Ledger

report created by: Cats

Dec 4, 2007 3:42:57 PM

# BUDGET REPORT

Organization: 231706

Report Name: Budget Report by Account

Summer/Adj Fac&GA/FTA-Rel Phil Clas

Fiscal Year: 2007-08

| ACCOUNT | ACCOUNT_DESC | Revenue Dollars | Expense Dollars | Net Contribution |
|---|---|---|---|---|
| 615000 | Faculty-Other Budget Pool | | $1,644.00 | ($1,644.00) |
| 615300 | Faculty-Summer | | $13,538.00 | ($13,538.00) |
| **Total Personnel Services** | | | **$15,182.00** | **($15,182.00)** |
| 623200 | Staff Benefits-Faculty Part Time | | $2,004.02 | ($2,004.02) |
| **Total Benefits** | | | **$2,004.02** | **($2,004.02)** |
| 774100 | Data Processing Equipmnt Use-Intrnl | | $33.90 | ($33.90) |
| **Total Operation** | | | **$33.90** | **($33.90)** |
| **Net Contribution (use) of Unallocated General: 231706** | | | **$17,219.92** | **($17,219.92)** |

Report Package: Operating Ledger

report created by: Cats

Dec 4, 2007 3:42:57 PM

# BUDGET REPORT

Organization: COLA5
College of Liberal Arts Admin

Report Name: Budget Report by Account

Fiscal Year: 2007-08

| ACCOUNT | ACCOUNT_DESC | Revenue Dollars | Expense Dollars | Net Contribution |
|---|---|---|---|---|
| 611100 | Unclassified-Contract | | $307,408.95 | ($307,408.95) |
| 611150 | Unclassified-Retirees | | $1,429.43 | ($1,429.43) |
| 611500 | Graduate Assistants | | $7,770.22 | ($7,770.22) |
| 612000 | Classified-Budget Pool | | $79,204.04 | ($79,204.04) |
| 614000 | Faculty-Budget Pool | | $429,192.61 | ($429,192.61) |
| 614100 | Faculty-Academic Year | | $1,229.47 | ($1,229.47) |
| 614109 | Faculty-Vacancy Credit Budget Pool | | $72,241.00 | ($72,241.00) |
| 615000 | Faculty-Other Budget Pool | | $66,454.00 | ($66,454.00) |
| 615300 | Faculty-Summer | | $638,672.00 | ($638,672.00) |
| 615400 | Graduate Teaching Assistants | | $4,815.43 | ($4,815.43) |
| 616000 | Student Wages-Budget Pool | | $55,000.00 | ($55,000.00) |
| **Total Personnel Services** | | | **$1,663,417.15** | **($1,663,417.15)** |
| 621100 | Staff Benefits-Unclassified | | $115,160.37 | ($115,160.37) |
| 622100 | Staff Benefits-Classified/Exmt Hrly | | $36,014.72 | ($36,014.72) |
| 623100 | Staff Benefits-Faculty | | $109,131.91 | ($109,131.91) |
| 623200 | Staff Benefits-Faculty Part Time | | $93,076.63 | ($93,076.63) |
| **Total Benefits** | | | **$353,383.63** | **($353,383.63)** |
| 717000 | Budget Pool-Contracted Services | | $5,112.00 | ($5,112.00) |
| 730000 | Budget Pool-Supplies | | $95,020.00 | ($95,020.00) |
| 740000 | Budget Pool-Travel | | $52,523.00 | ($52,523.00) |
| 750000 | Budget Pool-Info & Communications | | $105,747.00 | ($105,747.00) |
| 760000 | Budget Pool-Maintenance & Repair | | $81,205.00 | ($81,205.00) |
| 770500 | SBR-College Sponsored | | $71,559.00 | ($71,559.00) |
| 772000 | Budget Pool-Employee Education Cost | | $2,788.00 | ($2,788.00) |
| 773400 | Waivers-GA Academic In State | | $8,941.92 | ($8,941.92) |
| 773420 | Waivers-GA Summer In State | | $5,107.44 | ($5,107.44) |
| 773440 | Waivers-GTA Academic In State | | $8,941.92 | ($8,941.92) |
| 773460 | Waivers-GTA Summer In State | | $5,107.44 | ($5,107.44) |
| 774100 | Data Processing Equipmnt Use-Intrnl | | $139,495.09 | ($139,495.09) |
| 775000 | Budget Pool-Equipment Rental Charge | | $5,427.00 | ($5,427.00) |
| 777000 | Budget Pool-Other Miscellaneous | | $65,697.00 | ($65,697.00) |
| **Total Operation** | | | **$652,671.81** | **($652,671.81)** |
| 879880 | Earning Support/Trsf-Debit | | $118,750.07 | ($118,750.07) |

Report Package: Operating Ledger
report created by: Cats

Dec 4, 2007 3:39:05 PM

# BUDGET REPORT

Organization: COLA5
College of Liberal Arts Admin

Report Name: Budget Report by Account

Fiscal Year: 2007-08

| ACCOUNT | ACCOUNT_DESC | Revenue Dollars | Expense Dollars | Net Contribution |
|---|---|---|---|---|
| Total Transfers | | | $118,750.07 | ($118,750.07) |
| Net Contribution (use) of Unallocated General: COLA5 | | | $2,788,222.66 | ($2,788,222.66) |

Report Package: Operating Ledger
report created by: Cats

Dec 4, 2007 3:39:05 PM

# BUDGET REPORT

Organization: COLA55
College of Liberal Arts Admin

Report Name: Budget Report by Account

Fiscal Year: 2007-08

| ACCOUNT | ACCOUNT_DESC | Revenue Dollars | Expense Dollars | Net Contribution |
|---|---|---|---|---|
| 611100 | Unclassified-Contract | | $307,408.95 | ($307,408.95) |
| 611150 | Unclassified-Retirees | | $1,429.43 | ($1,429.43) |
| 611500 | Graduate Assistants | | $7,770.22 | ($7,770.22) |
| 612000 | Classified-Budget Pool | | $79,204.04 | ($79,204.04) |
| 614000 | Faculty-Budget Pool | | $429,192.61 | ($429,192.61) |
| 614100 | Faculty-Academic Year | | $1,229.47 | ($1,229.47) |
| 614109 | Faculty-Vacancy Credit Budget Pool | | $72,241.00 | ($72,241.00) |
| 615000 | Faculty-Other Budget Pool | | $66,454.00 | ($66,454.00) |
| 615300 | Faculty-Summer | | $638,672.00 | ($638,672.00) |
| 615400 | Graduate Teaching Assistants | | $4,815.43 | ($4,815.43) |
| 616000 | Student Wages-Budget Pool | | $55,000.00 | ($55,000.00) |
| **Total Personnel Services** | | | **$1,663,417.15** | **($1,663,417.15)** |
| 621100 | Staff Benefits-Unclassified | | $115,160.37 | ($115,160.37) |
| 622100 | Staff Benefits-Classified/Exmt Hrly | | $36,014.72 | ($36,014.72) |
| 623100 | Staff Benefits-Faculty | | $109,131.91 | ($109,131.91) |
| 623200 | Staff Benefits-Faculty Part Time | | $93,076.63 | ($93,076.63) |
| **Total Benefits** | | | **$353,383.63** | **($353,383.63)** |
| 717000 | Budget Pool-Contracted Services | | $5,112.00 | ($5,112.00) |
| 730000 | Budget Pool-Supplies | | $95,020.00 | ($95,020.00) |
| 740000 | Budget Pool-Travel | | $52,523.00 | ($52,523.00) |
| 750000 | Budget Pool-Info & Communications | | $105,747.00 | ($105,747.00) |
| 760000 | Budget Pool-Maintenance & Repair | | $81,205.00 | ($81,205.00) |
| 770500 | SBR-College Sponsored | | $71,559.00 | ($71,559.00) |
| 772000 | Budget Pool-Employee Education Cost | | $2,788.00 | ($2,788.00) |
| 773400 | Waivers-GA Academic In State | | $8,941.92 | ($8,941.92) |
| 773420 | Waivers-GA Summer In State | | $5,107.44 | ($5,107.44) |
| 773440 | Waivers-GTA Academic In State | | $8,941.92 | ($8,941.92) |
| 773460 | Waivers-GTA Summer In State | | $5,107.44 | ($5,107.44) |
| 774100 | Data Processing Equipmnt Use-Intrnl | | $139,495.09 | ($139,495.09) |
| 775000 | Budget Pool-Equipment Rental Charge | | $5,427.00 | ($5,427.00) |
| 777000 | Budget Pool-Other Miscellaneous | | $65,697.00 | ($65,697.00) |
| **Total Operation** | | | **$652,671.81** | **($652,671.81)** |
| 879880 | Earning Support/Trsf-Debit | | $118,750.07 | ($118,750.07) |

Report Package: Operating Ledger
report created by: Cats

Dec 4, 2007 3:40:50 PM

# BUDGET REPORT

Organization: COLA55
College of Liberal Arts Admin

Report Name: Budget Report by Account

Fiscal Year: 2007-08

| ACCOUNT | ACCOUNT_DESC | Revenue Dollars | Expense Dollars | Net Contribution |
|---|---|---|---|---|
| Total Transfers | | | $118,750.07 | ($118,750.07) |
| Net Contribution (use) of Unallocated General: COLA55 | | | $2,788,222.66 | ($2,788,222.66) |

Report Package: Operating Ledger
report created by: Cats

Dec 4, 2007 3:40:50 PM

# BUDGET REPORT

Organization: 230000
Dean's Office-Liberal Arts

Report Name: Budget Report by Account

Fiscal Year: 2007-08

| ACCOUNT | ACCOUNT_DESC | Revenue Dollars | Expense Dollars | Net Contribution |
|---|---|---|---|---|
| 611100 | Unclassified-Contract | | $307,408.95 | ($307,408.95) |
| 611150 | Unclassified-Retirees | | $1,429.43 | ($1,429.43) |
| 612000 | Classified-Budget Pool | | $66,343.04 | ($66,343.04) |
| 614000 | Faculty-Budget Pool | | $366,984.22 | ($366,984.22) |
| 614109 | Faculty-Vacancy Credit Budget Pool | | $72,241.00 | ($72,241.00) |
| 616000 | Student Wages-Budget Pool | | $50,000.00 | ($50,000.00) |
| **Total Personnel Services** | | | **$864,406.64** | **($864,406.64)** |
| 621100 | Staff Benefits-Unclassified | | $115,160.37 | ($115,160.37) |
| 622100 | Staff Benefits-Classified/Exmt Hrly | | $30,034.35 | ($30,034.35) |
| 623100 | Staff Benefits-Faculty | | $92,891.82 | ($92,891.82) |
| **Total Benefits** | | | **$238,086.54** | **($238,086.54)** |
| 717000 | Budget Pool-Contracted Services | | $5,000.00 | ($5,000.00) |
| 730000 | Budget Pool-Supplies | | $94,020.00 | ($94,020.00) |
| 740000 | Budget Pool-Travel | | $51,523.00 | ($51,523.00) |
| 750000 | Budget Pool-Info & Communications | | $100,644.00 | ($100,644.00) |
| 760000 | Budget Pool-Maintenance & Repair | | $81,205.00 | ($81,205.00) |
| 770500 | SBR-College Sponsored | | $40,759.00 | ($40,759.00) |
| 772000 | Budget Pool-Employee Education Cost | | $2,788.00 | ($2,788.00) |
| 774100 | Data Processing Equipmnt Use-Intrnl | | $137,748.99 | ($137,748.99) |
| 775000 | Budget Pool-Equipment Rental Charge | | $5,427.00 | ($5,427.00) |
| 777000 | Budget Pool-Other Miscellaneous | | $5,000.00 | ($5,000.00) |
| **Total Operation** | | | **$524,114.99** | **($524,114.99)** |
| **Net Contribution (use) of Unallocated General: 230000** | | | **$1,626,608.17** | **($1,626,608.17)** |

Report Package: Operating Ledger
report created by: Cats

Dec 4, 2007 3:42:57 PM

# BUDGET REPORT

Organization: 230002

Report Name: Budget Report by Account

Su/Adj Fac&GA/GTA-Dean Liberal Arts

Fiscal Year: 2007-08

| ACCOUNT | ACCOUNT_DESC | Revenue Dollars | Expense Dollars | Net Contribution |
|---|---|---|---|---|
| 611500 | Graduate Assistants | | $7,770.22 | ($7,770.22) |
| 615000 | Faculty-Other Budget Pool | | $66,454.00 | ($66,454.00) |
| 615300 | Faculty-Summer | | $638,672.00 | ($638,672.00) |
| 615400 | Graduate Teaching Assistants | | $4,815.43 | ($4,815.43) |
| **Total Personnel Services** | | | **$717,711.65** | **($717,711.65)** |
| 623200 | Staff Benefits-Faculty Part Time | | $93,076.63 | ($93,076.63) |
| **Total Benefits** | | | **$93,076.63** | **($93,076.63)** |
| 773400 | Waivers-GA Academic In State | | $8,941.92 | ($8,941.92) |
| 773420 | Waivers-GA Summer In State | | $5,107.44 | ($5,107.44) |
| 773440 | Waivers-GTA Academic In State | | $8,941.92 | ($8,941.92) |
| 773460 | Waivers-GTA Summer In State | | $5,107.44 | ($5,107.44) |
| 774100 | Data Processing Equipmnt Use-Intrnl | | $1,407.05 | ($1,407.05) |
| 777000 | Budget Pool-Other Miscellaneous | | $35,697.00 | ($35,697.00) |
| **Total Operation** | | | **$65,202.77** | **($65,202.77)** |
| **Net Contribution (use) of Unallocated General: 230002** | | | **$875,991.05** | **($875,991.05)** |

Report Package: Operating Ledger

report created by: Cats

Dec 4, 2007 3:42:57 PM

# BUDGET REPORT

Organization: 230003
Earnings Support-Liberal Arts

Report Name: Budget Report by Account

Fiscal Year: 2007-08

| ACCOUNT | ACCOUNT_DESC | Revenue Dollars | Expense Dollars | Net Contribution |
|---|---|---|---|---|
| 879880 | Earning Support/Trsf-Debit | | $118,750.07 | ($118,750.07) |
| Total Transfers | | | **$118,750.07** | **($118,750.07)** |
| Net Contribution (use) of Unallocated General: 230003 | | | **$118,750.07** | **($118,750.07)** |

Report Package: Operating Ledger
report created by: Cats

Dec 4, 2007 3:42:57 PM

# BUDGET REPORT

Organization: 230004
RIF-Dean of Liberal Arts

Report Name: Budget Report by Account

Fiscal Year: 2007-08

| ACCOUNT | ACCOUNT_DESC | Revenue Dollars | Expense Dollars | Net Contribution |
|---|---|---|---|---|
| 717000 | Budget Pool-Contracted Services | | $112.00 | ($112.00) |
| 770500 | SBR-College Sponsored | | $30,800.00 | ($30,800.00) |
| Total Operation | | | **$30,912.00** | **($30,912.00)** |
| Net Contribution (use) of Unallocated General: 230004 | | | **$30,912.00** | **($30,912.00)** |

Report Package: Operating Ledger
report created by: Cats

Dec 4, 2007 3:42:57 PM

# BUDGET REPORT

Organization: 230005
African & African-American Studies

Report Name: Budget Report by Account

Fiscal Year: 2007-08

| ACCOUNT | ACCOUNT_DESC | Revenue Dollars | Expense Dollars | Net Contribution |
|---|---|---|---|---|
| 612000 | Classified-Budget Pool | | $12,861.00 | ($12,861.00) |
| 614000 | Faculty-Budget Pool | | $62,208.39 | ($62,208.39) |
| 614100 | Faculty-Academic Year | | $1,229.47 | ($1,229.47) |
| 616000 | Student Wages-Budget Pool | | $5,000.00 | ($5,000.00) |
| **Total Personnel Services** | | | **$81,298.86** | **($81,298.86)** |
| 622100 | Staff Benefits-Classified/Exmt Hrly | | $5,980.37 | ($5,980.37) |
| 623100 | Staff Benefits-Faculty | | $16,240.09 | ($16,240.09) |
| **Total Benefits** | | | **$22,220.46** | **($22,220.46)** |
| 730000 | Budget Pool-Supplies | | $1,000.00 | ($1,000.00) |
| 740000 | Budget Pool-Travel | | $1,000.00 | ($1,000.00) |
| 750000 | Budget Pool-Info & Communications | | $5,103.00 | ($5,103.00) |
| 774100 | Data Processing Equipmnt Use-Intrnl | | $339.05 | ($339.05) |
| 777000 | Budget Pool-Other Miscellaneous | | $25,000.00 | ($25,000.00) |
| **Total Operation** | | | **$32,442.05** | **($32,442.05)** |
| **Net Contribution (use) of Unallocated General: 230005** | | | **$135,961.37** | **($135,961.37)** |

Report Package: Operating Ledger
report created by: Cats

Dec 4, 2007 3:42:57 PM

# BUDGET REPORT

Organization: COM55
Communications

Report Name: Budget Report by Account

Fiscal Year: 2007-08

| ACCOUNT | ACCOUNT_DESC | Revenue Dollars | Expense Dollars | Net Contribution |
|---|---|---|---|---|
| 612000 | Classified-Budget Pool | | $29,471.73 | ($29,471.73) |
| 614000 | Faculty-Budget Pool | | $773,539.93 | ($773,539.93) |
| 615000 | Faculty-Other Budget Pool | | $9,863.00 | ($9,863.00) |
| 615300 | Faculty-Summer | | $28,535.00 | ($28,535.00) |
| 615400 | Graduate Teaching Assistants | | $46,842.32 | ($46,842.32) |
| 616000 | Student Wages-Budget Pool | | $28,754.00 | ($28,754.00) |
| **Total Personnel Services** | | | **$917,005.98** | **($917,005.98)** |
| 622100 | Staff Benefits-Classified/Exmt Hrly | | $13,704.36 | ($13,704.36) |
| 623100 | Staff Benefits-Faculty | | $197,874.80 | ($197,874.80) |
| 623200 | Staff Benefits-Faculty Part Time | | $5,068.54 | ($5,068.54) |
| **Total Benefits** | | | **$216,647.70** | **($216,647.70)** |
| 717000 | Budget Pool-Contracted Services | | $150.00 | ($150.00) |
| 730000 | Budget Pool-Supplies | | $4,000.00 | ($4,000.00) |
| 740000 | Budget Pool-Travel | | $5,471.00 | ($5,471.00) |
| 750000 | Budget Pool-Info & Communications | | $9,256.00 | ($9,256.00) |
| 760000 | Budget Pool-Maintenance & Repair | | $1,300.00 | ($1,300.00) |
| 773440 | Waivers-GTA Academic In State | | $91,566.80 | ($91,566.80) |
| 773460 | Waivers-GTA Summer In State | | $52,303.68 | ($52,303.68) |
| 774100 | Data Processing Equipmnt Use-Intrnl | | $146,431.41 | ($146,431.41) |
| **Total Operation** | | | **$310,478.89** | **($310,478.89)** |
| **Net Contribution (use) of Unallocated General: COM55** | | | **$1,444,132.57** | **($1,444,132.57)** |

Report Package: Operating Ledger
report created by: Cats

Dec 4, 2007 3:39:05 PM

# BUDGET REPORT

Organization: COM555
Communications

Report Name: Budget Report by Account

Fiscal Year: 2007-08

| ACCOUNT | ACCOUNT_DESC | Revenue Dollars | Expense Dollars | Net Contribution |
|---|---|---|---|---|
| 612000 | Classified-Budget Pool | | $29,471.73 | ($29,471.73) |
| 614000 | Faculty-Budget Pool | | $773,539.93 | ($773,539.93) |
| 615000 | Faculty-Other Budget Pool | | $9,863.00 | ($9,863.00) |
| 615300 | Faculty-Summer | | $28,535.00 | ($28,535.00) |
| 615400 | Graduate Teaching Assistants | | $46,842.32 | ($46,842.32) |
| 616000 | Student Wages-Budget Pool | | $28,754.00 | ($28,754.00) |
| **Total Personnel Services** | | | **$917,005.98** | **($917,005.98)** |
| 622100 | Staff Benefits-Classified/Exmt Hrly | | $13,704.36 | ($13,704.36) |
| 623100 | Staff Benefits-Faculty | | $197,874.80 | ($197,874.80) |
| 623200 | Staff Benefits-Faculty Part Time | | $5,068.54 | ($5,068.54) |
| **Total Benefits** | | | **$216,647.70** | **($216,647.70)** |
| 717000 | Budget Pool-Contracted Services | | $150.00 | ($150.00) |
| 730000 | Budget Pool-Supplies | | $4,000.00 | ($4,000.00) |
| 740000 | Budget Pool-Travel | | $5,471.00 | ($5,471.00) |
| 750000 | Budget Pool-Info & Communications | | $9,256.00 | ($9,256.00) |
| 760000 | Budget Pool-Maintenance & Repair | | $1,300.00 | ($1,300.00) |
| 773440 | Waivers-GTA Academic In State | | $91,566.80 | ($91,566.80) |
| 773460 | Waivers-GTA Summer In State | | $52,303.68 | ($52,303.68) |
| 774100 | Data Processing Equipmnt Use-Intrnl | | $146,431.41 | ($146,431.41) |
| **Total Operation** | | | **$310,478.89** | **($310,478.89)** |
| **Net Contribution (use) of Unallocated General: COM555** | | | **$1,444,132.57** | **($1,444,132.57)** |

Report Package: Operating Ledger
report created by: Cats

Dec 4, 2007 3:40:50 PM

# BUDGET REPORT

Organization: 231600
Communications

Report Name: Budget Report by Account

Fiscal Year: 2007-08

| ACCOUNT | ACCOUNT_DESC | Revenue Dollars | Expense Dollars | Net Contribution |
|---|---|---|---|---|
| 612000 | Classified-Budget Pool | | $29,471.73 | ($29,471.73) |
| 614000 | Faculty-Budget Pool | | $773,539.93 | ($773,539.93) |
| 616000 | Student Wages-Budget Pool | | $28,754.00 | ($28,754.00) |
| **Total Personnel Services** | | | **$831,765.66** | **($831,765.66)** |
| 622100 | Staff Benefits-Classified/Exmt Hrly | | $13,704.36 | ($13,704.36) |
| 623100 | Staff Benefits-Faculty | | $197,874.80 | ($197,874.80) |
| **Total Benefits** | | | **$211,579.16** | **($211,579.16)** |
| 717000 | Budget Pool-Contracted Services | | $150.00 | ($150.00) |
| 730000 | Budget Pool-Supplies | | $4,000.00 | ($4,000.00) |
| 740000 | Budget Pool-Travel | | $5,471.00 | ($5,471.00) |
| 750000 | Budget Pool-Info & Communications | | $9,256.00 | ($9,256.00) |
| 760000 | Budget Pool-Maintenance & Repair | | $1,300.00 | ($1,300.00) |
| 774100 | Data Processing Equipmnt Use-Intrnl | | $146,221.20 | ($146,221.20) |
| **Total Operation** | | | **$166,398.20** | **($166,398.20)** |
| **Net Contribution (use) of Unallocated General: 231600** | | | **$1,209,743.02** | **($1,209,743.02)** |

Report Package: Operating Ledger
report created by: Cats

Dec 4, 2007 3:42:57 PM

# BUDGET REPORT

Organization: 231602

Report Name: Budget Report by Account

Sum/Adj Fac & GA/GTA-Communications

Fiscal Year: 2007-08

| ACCOUNT | ACCOUNT_DESC | Revenue Dollars | Expense Dollars | Net Contribution |
|---|---|---|---|---|
| 615000 | Faculty-Other Budget Pool | | $9,863.00 | ($9,863.00) |
| 615300 | Faculty-Summer | | $28,535.00 | ($28,535.00) |
| 615400 | Graduate Teaching Assistants | | $46,842.32 | ($46,842.32) |
| **Total Personnel Services** | | | **$85,240.32** | **($85,240.32)** |
| 623200 | Staff Benefits-Faculty Part Time | | $5,068.54 | ($5,068.54) |
| **Total Benefits** | | | **$5,068.54** | **($5,068.54)** |
| 773440 | Waivers-GTA Academic In State | | $91,566.80 | ($91,566.80) |
| 773460 | Waivers-GTA Summer In State | | $52,303.68 | ($52,303.68) |
| 774100 | Data Processing Equipmnt Use-Intrnl | | $210.21 | ($210.21) |
| **Total Operation** | | | **$144,080.69** | **($144,080.69)** |
| **Net Contribution (use) of Unallocated General: 231602** | | | **$234,389.55** | **($234,389.55)** |

Report Package: Operating Ledger

report created by: Cats

Dec 4, 2007 3:42:57 PM

# BUDGET REPORT

Organization: CRJ55
Criminal Justice

Report Name: Budget Report by Account

Fiscal Year: 2007-08

| ACCOUNT | ACCOUNT_DESC | Revenue Dollars | Expense Dollars | Net Contribution |
|---|---|---|---|---|
| 612000 | Classified-Budget Pool | | $12,250.26 | ($12,250.26) |
| 614000 | Faculty-Budget Pool | | $39,747.11 | ($39,747.11) |
| 616000 | Student Wages-Budget Pool | | $700.00 | ($700.00) |
| Total Personnel Services | | | **$52,697.37** | **($52,697.37)** |
| 622100 | Staff Benefits-Classified/Exmt Hrly | | $5,696.38 | ($5,696.38) |
| 623100 | Staff Benefits-Faculty | | $10,175.26 | ($10,175.26) |
| Total Benefits | | | **$15,871.64** | **($15,871.64)** |
| 730000 | Budget Pool-Supplies | | $200.00 | ($200.00) |
| 740000 | Budget Pool-Travel | | $500.00 | ($500.00) |
| 750000 | Budget Pool-Info & Communications | | $500.00 | ($500.00) |
| 774100 | Data Processing Equipmnt Use-Intrnl | | $511.96 | ($511.96) |
| 777000 | Budget Pool-Other Miscellaneous | | $300.00 | ($300.00) |
| Total Operation | | | **$2,011.96** | **($2,011.96)** |
| Net Contribution (use) of Unallocated General: CRJ55 | | | **$70,580.97** | **($70,580.97)** |

Report Package: Operating Ledger
report created by: Cats

Dec 4, 2007 3:39:05 PM

# BUDGET REPORT

Organization: CRJ555
Criminal Justice

Report Name: Budget Report by Account

Fiscal Year: 2007-08

| ACCOUNT | ACCOUNT_DESC | Revenue Dollars | Expense Dollars | Net Contribution |
|---|---|---|---|---|
| 612000 | Classified-Budget Pool | | $12,250.26 | ($12,250.26) |
| 614000 | Faculty-Budget Pool | | $39,747.11 | ($39,747.11) |
| 616000 | Student Wages-Budget Pool | | $700.00 | ($700.00) |
| **Total Personnel Services** | | | **$52,697.37** | **($52,697.37)** |
| 622100 | Staff Benefits-Classified/Exmt Hrly | | $5,696.38 | ($5,696.38) |
| 623100 | Staff Benefits-Faculty | | $10,175.26 | ($10,175.26) |
| **Total Benefits** | | | **$15,871.64** | **($15,871.64)** |
| 730000 | Budget Pool-Supplies | | $200.00 | ($200.00) |
| 740000 | Budget Pool-Travel | | $500.00 | ($500.00) |
| 750000 | Budget Pool-Info & Communications | | $500.00 | ($500.00) |
| 774100 | Data Processing Equipmnt Use-Intrnl | | $511.96 | ($511.96) |
| 777000 | Budget Pool-Other Miscellaneous | | $300.00 | ($300.00) |
| **Total Operation** | | | **$2,011.96** | **($2,011.96)** |
| **Net Contribution (use) of Unallocated General: CRJ555** | | | **$70,580.97** | **($70,580.97)** |

Report Package: Operating Ledger
report created by: Cats

Dec 4, 2007 3:40:50 PM

# BUDGET REPORT

Organization: 232100
Criminal Justice

Report Name: Budget Report by Account

Fiscal Year: 2007-08

| ACCOUNT | ACCOUNT_DESC | Revenue Dollars | Expense Dollars | Net Contribution |
|---|---|---|---|---|
| 612000 | Classified-Budget Pool | | $12,250.26 | ($12,250.26) |
| 614000 | Faculty-Budget Pool | | $39,747.11 | ($39,747.11) |
| 616000 | Student Wages-Budget Pool | | $700.00 | ($700.00) |
| **Total Personnel Services** | | | **$52,697.37** | **($52,697.37)** |
| 622100 | Staff Benefits-Classified/Exmt Hrly | | $5,696.38 | ($5,696.38) |
| 623100 | Staff Benefits-Faculty | | $10,175.26 | ($10,175.26) |
| **Total Benefits** | | | **$15,871.64** | **($15,871.64)** |
| 730000 | Budget Pool-Supplies | | $200.00 | ($200.00) |
| 740000 | Budget Pool-Travel | | $500.00 | ($500.00) |
| 750000 | Budget Pool-Info & Communications | | $500.00 | ($500.00) |
| 774100 | Data Processing Equipmnt Use-Intrnl | | $511.96 | ($511.96) |
| 777000 | Budget Pool-Other Miscellaneous | | $300.00 | ($300.00) |
| **Total Operation** | | | **$2,011.96** | **($2,011.96)** |
| **Net Contribution (use) of Unallocated General: 232100** | | | **$70,580.97** | **($70,580.97)** |

Report Package: Operating Ledger
report created by: Cats

Dec 4, 2007 3:42:57 PM

# BUDGET REPORT

Organization: CUP55

Center for Urban & Public Affairs

Report Name: Budget Report by Account

Fiscal Year: 2007-08

| ACCOUNT | ACCOUNT_DESC | Revenue Dollars | Expense Dollars | Net Contribution |
|---|---|---|---|---|
| 507350 | Miscellaneous Income | $27,200.00 | | $27,200.00 |
| **Total Revenue** | | **$27,200.00** | | **$27,200.00** |
| 614000 | Faculty-Budget Pool | | $845.42 | ($845.42) |
| 615300 | Faculty-Summer | | $2,400.00 | ($2,400.00) |
| **Total Personnel Services** | | | **$3,245.42** | **($3,245.42)** |
| 623100 | Staff Benefits-Faculty | | $216.42 | ($216.42) |
| 623200 | Staff Benefits-Faculty Part Time | | $316.80 | ($316.80) |
| **Total Benefits** | | | **$533.22** | **($533.22)** |
| 730000 | Budget Pool-Supplies | | $3,000.00 | ($3,000.00) |
| 740000 | Budget Pool-Travel | | $4,000.00 | ($4,000.00) |
| 750000 | Budget Pool-Info & Communications | | $2,701.00 | ($2,701.00) |
| 760000 | Budget Pool-Maintenance & Repair | | $577.00 | ($577.00) |
| 777000 | Budget Pool-Other Miscellaneous | | $16,483.20 | ($16,483.20) |
| 777850 | Unrestricted Balance | | $1,071.78 | ($1,071.78) |
| **Total Operation** | | | **$27,832.98** | **($27,832.98)** |
| **Net Contribution (use) of Unallocated General: CUP55** | | **$27,200.00** | **$31,611.62** | **($4,411.62)** |

Report Package: Operating Ledger

report created by: Cats

Dec 4, 2007 3:39:05 PM

# BUDGET REPORT

Organization: CUP555

Center for Urban & Public Affairs

Report Name: Budget Report by Account

Fiscal Year: 2007-08

| ACCOUNT | ACCOUNT_DESC | Revenue Dollars | Expense Dollars | Net Contribution |
|---|---|---|---|---|
| 507350 | Miscellaneous Income | $27,200.00 | | $27,200.00 |
| **Total Revenue** | | **$27,200.00** | | **$27,200.00** |
| 614000 | Faculty-Budget Pool | | $845.42 | ($845.42) |
| 615300 | Faculty-Summer | | $2,400.00 | ($2,400.00) |
| **Total Personnel Services** | | | **$3,245.42** | **($3,245.42)** |
| 623100 | Staff Benefits-Faculty | | $216.42 | ($216.42) |
| 623200 | Staff Benefits-Faculty Part Time | | $316.80 | ($316.80) |
| **Total Benefits** | | | **$533.22** | **($533.22)** |
| 730000 | Budget Pool-Supplies | | $3,000.00 | ($3,000.00) |
| 740000 | Budget Pool-Travel | | $4,000.00 | ($4,000.00) |
| 750000 | Budget Pool-Info & Communications | | $2,701.00 | ($2,701.00) |
| 760000 | Budget Pool-Maintenance & Repair | | $577.00 | ($577.00) |
| 777000 | Budget Pool-Other Miscellaneous | | $16,483.20 | ($16,483.20) |
| 777850 | Unrestricted Balance | | $1,071.78 | ($1,071.78) |
| **Total Operation** | | | **$27,832.98** | **($27,832.98)** |
| **Net Contribution (use) of Unallocated General: CUP555** | | **$27,200.00** | **$31,611.62** | **($4,411.62)** |

Report Package: Operating Ledger

report created by: Cats

Dec 4, 2007 3:40:50 PM

# BUDGET REPORT

Organization: 232800

Center for Urban & Public Affairs

Report Name: Budget Report by Account

Fiscal Year: 2007-08

| ACCOUNT | ACCOUNT_DESC | Revenue Dollars | Expense Dollars | Net Contribution |
|---|---|---|---|---|
| 614000 | Faculty-Budget Pool | | $845.42 | ($845.42) |
| **Total Personnel Services** | | | **$845.42** | **($845.42)** |
| 623100 | Staff Benefits-Faculty | | $216.42 | ($216.42) |
| **Total Benefits** | | | **$216.42** | **($216.42)** |
| 740000 | Budget Pool-Travel | | $1,000.00 | ($1,000.00) |
| 750000 | Budget Pool-Info & Communications | | $701.00 | ($701.00) |
| 760000 | Budget Pool-Maintenance & Repair | | $577.00 | ($577.00) |
| 777850 | Unrestricted Balance | | $1,071.78 | ($1,071.78) |
| **Total Operation** | | | **$3,349.78** | **($3,349.78)** |
| **Net Contribution (use) of Unallocated General: 232800** | | | **$4,411.62** | **($4,411.62)** |

Report Package: Operating Ledger

report created by: Cats

Dec 4, 2007 3:42:57 PM

# BUDGET REPORT

Organization: 232805

Report Name: Budget Report by Account

R/E Ohio Certified Public Managers

Fiscal Year: 2007-08

| ACCOUNT | ACCOUNT_DESC | Revenue Dollars | Expense Dollars | Net Contribution |
|---|---|---|---|---|
| 507350 | Miscellaneous Income | $27,200.00 | | $27,200.00 |
| **Total Revenue** | | **$27,200.00** | | **$27,200.00** |
| 615300 | Faculty-Summer | | $2,400.00 | ($2,400.00) |
| **Total Personnel Services** | | | **$2,400.00** | **($2,400.00)** |
| 623200 | Staff Benefits-Faculty Part Time | | $316.80 | ($316.80) |
| **Total Benefits** | | | **$316.80** | **($316.80)** |
| 730000 | Budget Pool-Supplies | | $3,000.00 | ($3,000.00) |
| 740000 | Budget Pool-Travel | | $3,000.00 | ($3,000.00) |
| 750000 | Budget Pool-Info & Communications | | $2,000.00 | ($2,000.00) |
| 777000 | Budget Pool-Other Miscellaneous | | $16,483.20 | ($16,483.20) |
| **Total Operation** | | | **$24,483.20** | **($24,483.20)** |
| **Net Contribution (use) of Unallocated General: 232805** | | **$27,200.00** | **$27,200.00** | **$0.00** |

Report Package: Operating Ledger

report created by: Cats

Dec 4, 2007 3:42:57 PM

# BUDGET REPORT

Organization: ENG55
English Language & Literatures

Report Name: Budget Report by Account

Fiscal Year: 2007-08

| ACCOUNT | ACCOUNT_DESC | Revenue Dollars | Expense Dollars | Net Contribution |
|---|---|---|---|---|
| 503000 | Non-Credit Fees | $124,749.43 | | $124,749.43 |
| **Total Revenue** | | **$124,749.43** | | **$124,749.43** |
| 612000 | Classified-Budget Pool | | $96,736.46 | ($96,736.46) |
| 614000 | Faculty-Budget Pool | | $2,426,830.28 | ($2,426,830.28) |
| 615000 | Faculty-Other Budget Pool | | $29,625.00 | ($29,625.00) |
| 615300 | Faculty-Summer | | $87,553.00 | ($87,553.00) |
| 615400 | Graduate Teaching Assistants | | $271,172.06 | ($271,172.06) |
| 616000 | Student Wages-Budget Pool | | $2,497.00 | ($2,497.00) |
| **Total Personnel Services** | | | **$2,914,413.80** | **($2,914,413.80)** |
| 622100 | Staff Benefits-Classified/Exmt Hrly | | $44,982.46 | ($44,982.46) |
| 623100 | Staff Benefits-Faculty | | $621,268.56 | ($621,268.56) |
| 623200 | Staff Benefits-Faculty Part Time | | $15,467.50 | ($15,467.50) |
| **Total Benefits** | | | **$681,718.52** | **($681,718.52)** |
| 717000 | Budget Pool-Contracted Services | | $4,046.15 | ($4,046.15) |
| 730000 | Budget Pool-Supplies | | $5,800.00 | ($5,800.00) |
| 740000 | Budget Pool-Travel | | $11,000.00 | ($11,000.00) |
| 750000 | Budget Pool-Info & Communications | | $11,732.00 | ($11,732.00) |
| 760000 | Budget Pool-Maintenance & Repair | | $356.00 | ($356.00) |
| 773440 | Waivers-GTA Academic In State | | $158,247.44 | ($158,247.44) |
| 773460 | Waivers-GTA Summer In State | | $90,393.68 | ($90,393.68) |
| 774100 | Data Processing Equipmnt Use-Intrnl | | $108,967.00 | ($108,967.00) |
| 777000 | Budget Pool-Other Miscellaneous | | $55,948.00 | ($55,948.00) |
| **Total Operation** | | | **$446,490.27** | **($446,490.27)** |
| **Net Contribution (use) of Unallocated General: ENG55** | | **$124,749.43** | **$4,042,622.59** | **($3,917,873.16)** |

Report Package: Operating Ledger
report created by: Cats

Dec 4, 2007 3:39:05 PM

# BUDGET REPORT

Organization: ENG555
English Language & Literatures

Report Name: Budget Report by Account

Fiscal Year: 2007-08

| ACCOUNT | ACCOUNT_DESC | Revenue Dollars | Expense Dollars | Net Contribution |
|---|---|---|---|---|
| 503000 | Non-Credit Fees | $124,749.43 | | $124,749.43 |
| **Total Revenue** | | **$124,749.43** | | **$124,749.43** |
| 612000 | Classified-Budget Pool | | $96,736.46 | ($96,736.46) |
| 614000 | Faculty-Budget Pool | | $2,426,830.28 | ($2,426,830.28) |
| 615000 | Faculty-Other Budget Pool | | $29,625.00 | ($29,625.00) |
| 615300 | Faculty-Summer | | $87,553.00 | ($87,553.00) |
| 615400 | Graduate Teaching Assistants | | $271,172.06 | ($271,172.06) |
| 616000 | Student Wages-Budget Pool | | $2,497.00 | ($2,497.00) |
| **Total Personnel Services** | | | **$2,914,413.80** | **($2,914,413.80)** |
| 622100 | Staff Benefits-Classified/Exmt Hrly | | $44,982.46 | ($44,982.46) |
| 623100 | Staff Benefits-Faculty | | $621,268.56 | ($621,268.56) |
| 623200 | Staff Benefits-Faculty Part Time | | $15,467.50 | ($15,467.50) |
| **Total Benefits** | | | **$681,718.52** | **($681,718.52)** |
| 717000 | Budget Pool-Contracted Services | | $4,046.15 | ($4,046.15) |
| 730000 | Budget Pool-Supplies | | $5,800.00 | ($5,800.00) |
| 740000 | Budget Pool-Travel | | $11,000.00 | ($11,000.00) |
| 750000 | Budget Pool-Info & Communications | | $11,732.00 | ($11,732.00) |
| 760000 | Budget Pool-Maintenance & Repair | | $356.00 | ($356.00) |
| 773440 | Waivers-GTA Academic In State | | $158,247.44 | ($158,247.44) |
| 773460 | Waivers-GTA Summer In State | | $90,393.68 | ($90,393.68) |
| 774100 | Data Processing Equipmnt Use-Intrnl | | $108,967.00 | ($108,967.00) |
| 777000 | Budget Pool-Other Miscellaneous | | $55,948.00 | ($55,948.00) |
| **Total Operation** | | | **$446,490.27** | **($446,490.27)** |
| **Net Contribution (use) of Unallocated General: ENG555** | | **$124,749.43** | **$4,042,622.59** | **($3,917,873.16)** |

Report Package: Operating Ledger
report created by: Cats

Dec 4, 2007 3:40:50 PM

# BUDGET REPORT

Organization: 231800
English

Report Name: Budget Report by Account

Fiscal Year: 2007-08

| ACCOUNT | ACCOUNT_DESC | Revenue Dollars | Expense Dollars | Net Contribution |
|---|---|---|---|---|
| 612000 | Classified-Budget Pool | | $96,736.46 | ($96,736.46) |
| 614000 | Faculty-Budget Pool | | $2,327,922.46 | ($2,327,922.46) |
| 616000 | Student Wages-Budget Pool | | $2,497.00 | ($2,497.00) |
| **Total Personnel Services** | | | **$2,427,155.92** | **($2,427,155.92)** |
| 622100 | Staff Benefits-Classified/Exmt Hrly | | $44,982.46 | ($44,982.46) |
| 623100 | Staff Benefits-Faculty | | $595,948.15 | ($595,948.15) |
| **Total Benefits** | | | **$640,930.61** | **($640,930.61)** |
| 717000 | Budget Pool-Contracted Services | | $3,000.00 | ($3,000.00) |
| 730000 | Budget Pool-Supplies | | $5,800.00 | ($5,800.00) |
| 740000 | Budget Pool-Travel | | $11,000.00 | ($11,000.00) |
| 750000 | Budget Pool-Info & Communications | | $11,732.00 | ($11,732.00) |
| 760000 | Budget Pool-Maintenance & Repair | | $356.00 | ($356.00) |
| 774100 | Data Processing Equipmnt Use-Intrnl | | $107,491.76 | ($107,491.76) |
| 777000 | Budget Pool-Other Miscellaneous | | $55,948.00 | ($55,948.00) |
| **Total Operation** | | | **$195,327.76** | **($195,327.76)** |
| **Net Contribution (use) of Unallocated General: 231800** | | | **$3,263,414.29** | **($3,263,414.29)** |

Report Package: Operating Ledger
report created by: Cats

Dec 4, 2007 3:42:57 PM

# BUDGET REPORT

Organization: 231802
Summer/Adj Fac & GA/GTA-English

Report Name: Budget Report by Account

Fiscal Year: 2007-08

| ACCOUNT | ACCOUNT_DESC | Revenue Dollars | Expense Dollars | Net Contribution |
|---|---|---|---|---|
| 615000 | Faculty-Other Budget Pool | | $29,625.00 | ($29,625.00) |
| 615300 | Faculty-Summer | | $87,553.00 | ($87,553.00) |
| 615400 | Graduate Teaching Assistants | | $271,172.06 | ($271,172.06) |
| **Total Personnel Services** | | | **$388,350.06** | **($388,350.06)** |
| 623200 | Staff Benefits-Faculty Part Time | | $15,467.50 | ($15,467.50) |
| **Total Benefits** | | | **$15,467.50** | **($15,467.50)** |
| 773440 | Waivers-GTA Academic In State | | $158,247.44 | ($158,247.44) |
| 773460 | Waivers-GTA Summer In State | | $90,393.68 | ($90,393.68) |
| 774100 | Data Processing Equipmnt Use-Intrnl | | $627.24 | ($627.24) |
| **Total Operation** | | | **$249,268.36** | **($249,268.36)** |
| **Net Contribution (use) of Unallocated General: 231802** | | | **$653,085.92** | **($653,085.92)** |

Report Package: Operating Ledger
report created by: Cats

Dec 4, 2007 3:42:57 PM

# BUDGET REPORT

Organization: 231804
Speak Test

Report Name: Budget Report by Account

Fiscal Year: 2007-08

| ACCOUNT | ACCOUNT_DESC | Revenue Dollars | Expense Dollars | Net Contribution |
|---|---|---|---|---|
| 614000 | Faculty-Budget Pool | | $1,092.82 | ($1,092.82) |
| **Total Personnel Services** | | | **$1,092.82** | **($1,092.82)** |
| 623100 | Staff Benefits-Faculty | | $279.77 | ($279.77) |
| **Total Benefits** | | | **$279.77** | **($279.77)** |
| **Net Contribution (use) of Unallocated General: 231804** | | | **$1,372.59** | **($1,372.59)** |

Report Package: Operating Ledger
report created by: Cats

Dec 4, 2007 3:42:57 PM

# BUDGET REPORT

Organization: 231807
R/E Project LEAP

Report Name: Budget Report by Account

Fiscal Year: 2007-08

| ACCOUNT | ACCOUNT_DESC | Revenue Dollars | Expense Dollars | Net Contribution |
|---|---|---|---|---|
| 503000 | Non-Credit Fees | $124,749.43 | | $124,749.43 |
| **Total Revenue** | | **$124,749.43** | | **$124,749.43** |
| 614000 | Faculty-Budget Pool | | $97,815.00 | ($97,815.00) |
| **Total Personnel Services** | | | **$97,815.00** | **($97,815.00)** |
| 623100 | Staff Benefits-Faculty | | $25,040.64 | ($25,040.64) |
| **Total Benefits** | | | **$25,040.64** | **($25,040.64)** |
| 717000 | Budget Pool-Contracted Services | | $1,046.15 | ($1,046.15) |
| 774100 | Data Processing Equipmnt Use-Intrnl | | $848.00 | ($848.00) |
| **Total Operation** | | | **$1,894.15** | **($1,894.15)** |
| **Net Contribution (use) of Unallocated General: 231807** | | **$124,749.43** | **$124,749.79** | **($0.36)** |

Report Package: Operating Ledger
report created by: Cats

Dec 4, 2007 3:42:57 PM

# BUDGET REPORT

Organization: GEO55
Geography

Report Name: Budget Report by Account

Fiscal Year: 2007-08

| ACCOUNT | ACCOUNT_DESC | Revenue Dollars | Expense Dollars | Net Contribution |
|---|---|---|---|---|
| 614000 | Faculty-Budget Pool | | $169,564.65 | ($169,564.65) |
| 615000 | Faculty-Other Budget Pool | | $1,315.00 | ($1,315.00) |
| 615300 | Faculty-Summer | | $16,559.00 | ($16,559.00) |
| 616000 | Student Wages-Budget Pool | | $852.00 | ($852.00) |
| **Total Personnel Services** | | | **$188,290.65** | **($188,290.65)** |
| 623100 | Staff Benefits-Faculty | | $43,408.55 | ($43,408.55) |
| 623200 | Staff Benefits-Faculty Part Time | | $2,359.37 | ($2,359.37) |
| **Total Benefits** | | | **$45,767.92** | **($45,767.92)** |
| 730000 | Budget Pool-Supplies | | $4,250.00 | ($4,250.00) |
| 740000 | Budget Pool-Travel | | $300.00 | ($300.00) |
| 750000 | Budget Pool-Info & Communications | | $4,951.00 | ($4,951.00) |
| 760000 | Budget Pool-Maintenance & Repair | | $1,300.00 | ($1,300.00) |
| 774100 | Data Processing Equipmnt Use-Intrnl | | $4,173.68 | ($4,173.68) |
| 775000 | Budget Pool-Equipment Rental Charge | | $200.00 | ($200.00) |
| **Total Operation** | | | **$15,174.68** | **($15,174.68)** |
| **Net Contribution (use) of Unallocated General: GEO55** | | | **$249,233.25** | **($249,233.25)** |

Report Package: Operating Ledger
report created by: Cats

Dec 4, 2007 3:39:05 PM

# BUDGET REPORT

Organization: GEO555
Geography

Report Name: Budget Report by Account

Fiscal Year: 2007-08

| ACCOUNT | ACCOUNT_DESC | Revenue Dollars | Expense Dollars | Net Contribution |
|---|---|---|---|---|
| 614000 | Faculty-Budget Pool | | $169,564.65 | ($169,564.65) |
| 615000 | Faculty-Other Budget Pool | | $1,315.00 | ($1,315.00) |
| 615300 | Faculty-Summer | | $16,559.00 | ($16,559.00) |
| 616000 | Student Wages-Budget Pool | | $852.00 | ($852.00) |
| **Total Personnel Services** | | | **$188,290.65** | **($188,290.65)** |
| 623100 | Staff Benefits-Faculty | | $43,408.55 | ($43,408.55) |
| 623200 | Staff Benefits-Faculty Part Time | | $2,359.37 | ($2,359.37) |
| **Total Benefits** | | | **$45,767.92** | **($45,767.92)** |
| 730000 | Budget Pool-Supplies | | $4,250.00 | ($4,250.00) |
| 740000 | Budget Pool-Travel | | $300.00 | ($300.00) |
| 750000 | Budget Pool-Info & Communications | | $4,951.00 | ($4,951.00) |
| 760000 | Budget Pool-Maintenance & Repair | | $1,300.00 | ($1,300.00) |
| 774100 | Data Processing Equipmnt Use-Intrnl | | $4,173.68 | ($4,173.68) |
| 775000 | Budget Pool-Equipment Rental Charge | | $200.00 | ($200.00) |
| **Total Operation** | | | **$15,174.68** | **($15,174.68)** |
| **Net Contribution (use) of Unallocated General: GEO555** | | | **$249,233.25** | **($249,233.25)** |

Report Package: Operating Ledger
report created by: Cats

Dec 4, 2007 3:40:50 PM

# BUDGET REPORT

Organization: 232200
Geography

Report Name: Budget Report by Account

Fiscal Year: 2007-08

| ACCOUNT | ACCOUNT_DESC | Revenue Dollars | Expense Dollars | Net Contribution |
|---|---|---|---|---|
| 614000 | Faculty-Budget Pool | | $169,564.65 | ($169,564.65) |
| 616000 | Student Wages-Budget Pool | | $852.00 | ($852.00) |
| **Total Personnel Services** | | | **$170,416.65** | **($170,416.65)** |
| 623100 | Staff Benefits-Faculty | | $43,408.55 | ($43,408.55) |
| **Total Benefits** | | | **$43,408.55** | **($43,408.55)** |
| 730000 | Budget Pool-Supplies | | $4,250.00 | ($4,250.00) |
| 740000 | Budget Pool-Travel | | $300.00 | ($300.00) |
| 750000 | Budget Pool-Info & Communications | | $4,951.00 | ($4,951.00) |
| 760000 | Budget Pool-Maintenance & Repair | | $1,300.00 | ($1,300.00) |
| 774100 | Data Processing Equipmnt Use-Intrnl | | $4,146.56 | ($4,146.56) |
| 775000 | Budget Pool-Equipment Rental Charge | | $200.00 | ($200.00) |
| **Total Operation** | | | **$15,147.56** | **($15,147.56)** |
| **Net Contribution (use) of Unallocated General: 232200** | | | **$228,972.76** | **($228,972.76)** |

Report Package: Operating Ledger
report created by: Cats

Dec 4, 2007 3:42:57 PM

# BUDGET REPORT

Organization: 232202

Report Name: Budget Report by Account

Summer/Adj Fac & GA/GTA-Geography

Fiscal Year: 2007-08

| ACCOUNT | ACCOUNT_DESC | Revenue Dollars | Expense Dollars | Net Contribution |
|---|---|---|---|---|
| 615000 | Faculty-Other Budget Pool | | $1,315.00 | ($1,315.00) |
| 615300 | Faculty-Summer | | $16,559.00 | ($16,559.00) |
| **Total Personnel Services** | | | **$17,874.00** | **($17,874.00)** |
| 623200 | Staff Benefits-Faculty Part Time | | $2,359.37 | ($2,359.37) |
| **Total Benefits** | | | **$2,359.37** | **($2,359.37)** |
| 774100 | Data Processing Equipmnt Use-Intrnl | | $27.12 | ($27.12) |
| **Total Operation** | | | **$27.12** | **($27.12)** |
| **Net Contribution (use) of Unallocated General: 232202** | | | **$20,260.49** | **($20,260.49)** |

Report Package: Operating Ledger

report created by: Cats

Dec 4, 2007 3:42:57 PM

# BUDGET REPORT

Organization: HST55
History

Report Name: Budget Report by Account

Fiscal Year: 2007-08

| ACCOUNT | ACCOUNT_DESC | Revenue Dollars | Expense Dollars | Net Contribution |
|---|---|---|---|---|
| 611109 | Unclassified-Vacancy Credit BgtPool | | $13,743.00 | ($13,743.00) |
| 611500 | Graduate Assistants | | $55,717.42 | ($55,717.42) |
| 612000 | Classified-Budget Pool | | $47,702.34 | ($47,702.34) |
| 614000 | Faculty-Budget Pool | | $1,151,221.30 | ($1,151,221.30) |
| 615000 | Faculty-Other Budget Pool | | $13,169.00 | ($13,169.00) |
| 615300 | Faculty-Summer | | $8,326.00 | ($8,326.00) |
| 616000 | Student Wages-Budget Pool | | $2,035.00 | ($2,035.00) |
| **Total Personnel Services** | | | **$1,291,914.06** | **($1,291,914.06)** |
| 622100 | Staff Benefits-Classified/Exmt Hrly | | $22,181.58 | ($22,181.58) |
| 623100 | Staff Benefits-Faculty | | $294,712.65 | ($294,712.65) |
| 623200 | Staff Benefits-Faculty Part Time | | $2,837.34 | ($2,837.34) |
| **Total Benefits** | | | **$319,731.57** | **($319,731.57)** |
| 717000 | Budget Pool-Contracted Services | | $500.00 | ($500.00) |
| 730000 | Budget Pool-Supplies | | $4,250.00 | ($4,250.00) |
| 740000 | Budget Pool-Travel | | $9,100.00 | ($9,100.00) |
| 750000 | Budget Pool-Info & Communications | | $7,412.00 | ($7,412.00) |
| 760000 | Budget Pool-Maintenance & Repair | | $150.00 | ($150.00) |
| 773400 | Waivers-GA Academic In State | | $37,664.64 | ($37,664.64) |
| 773420 | Waivers-GA Summer In State | | $21,514.48 | ($21,514.48) |
| 774100 | Data Processing Equipmnt Use-Intrnl | | $64,364.86 | ($64,364.86) |
| **Total Operation** | | | **$144,955.98** | **($144,955.98)** |
| **Net Contribution (use) of Unallocated General: HST55** | | | **$1,756,601.61** | **($1,756,601.61)** |

Report Package: Operating Ledger
report created by: Cats

Dec 4, 2007 3:39:05 PM

# BUDGET REPORT

Organization: HST555
History

Report Name: Budget Report by Account

Fiscal Year: 2007-08

| ACCOUNT | ACCOUNT_DESC | Revenue Dollars | Expense Dollars | Net Contribution |
|---|---|---|---|---|
| 611109 | Unclassified-Vacancy Credit BgtPool | | $13,743.00 | ($13,743.00) |
| 611500 | Graduate Assistants | | $55,717.42 | ($55,717.42) |
| 612000 | Classified-Budget Pool | | $47,702.34 | ($47,702.34) |
| 614000 | Faculty-Budget Pool | | $1,151,221.30 | ($1,151,221.30) |
| 615000 | Faculty-Other Budget Pool | | $13,169.00 | ($13,169.00) |
| 615300 | Faculty-Summer | | $8,326.00 | ($8,326.00) |
| 616000 | Student Wages-Budget Pool | | $2,035.00 | ($2,035.00) |
| **Total Personnel Services** | | | **$1,291,914.06** | **($1,291,914.06)** |
| 622100 | Staff Benefits-Classified/Exmt Hrly | | $22,181.58 | ($22,181.58) |
| 623100 | Staff Benefits-Faculty | | $294,712.65 | ($294,712.65) |
| 623200 | Staff Benefits-Faculty Part Time | | $2,837.34 | ($2,837.34) |
| **Total Benefits** | | | **$319,731.57** | **($319,731.57)** |
| 717000 | Budget Pool-Contracted Services | | $500.00 | ($500.00) |
| 730000 | Budget Pool-Supplies | | $4,250.00 | ($4,250.00) |
| 740000 | Budget Pool-Travel | | $9,100.00 | ($9,100.00) |
| 750000 | Budget Pool-Info & Communications | | $7,412.00 | ($7,412.00) |
| 760000 | Budget Pool-Maintenance & Repair | | $150.00 | ($150.00) |
| 773400 | Waivers-GA Academic In State | | $37,664.64 | ($37,664.64) |
| 773420 | Waivers-GA Summer In State | | $21,514.48 | ($21,514.48) |
| 774100 | Data Processing Equipmnt Use-Intrnl | | $64,364.86 | ($64,364.86) |
| **Total Operation** | | | **$144,955.98** | **($144,955.98)** |
| **Net Contribution (use) of Unallocated General: HST555** | | | **$1,756,601.61** | **($1,756,601.61)** |

Report Package: Operating Ledger
report created by: Cats

Dec 4, 2007 3:40:50 PM

# BUDGET REPORT

Organization: 232400

History

Report Name: Budget Report by Account

Fiscal Year: 2007-08

| ACCOUNT | ACCOUNT_DESC | Revenue Dollars | Expense Dollars | Net Contribution |
|---|---|---|---|---|
| 611109 | Unclassified-Vacancy Credit BgtPool | | $13,743.00 | ($13,743.00) |
| 612000 | Classified-Budget Pool | | $47,702.34 | ($47,702.34) |
| 614000 | Faculty-Budget Pool | | $1,151,221.30 | ($1,151,221.30) |
| 616000 | Student Wages-Budget Pool | | $2,035.00 | ($2,035.00) |
| **Total Personnel Services** | | | **$1,214,701.64** | **($1,214,701.64)** |
| 622100 | Staff Benefits-Classified/Exmt Hrly | | $22,181.58 | ($22,181.58) |
| 623100 | Staff Benefits-Faculty | | $294,712.65 | ($294,712.65) |
| **Total Benefits** | | | **$316,894.23** | **($316,894.23)** |
| 717000 | Budget Pool-Contracted Services | | $500.00 | ($500.00) |
| 730000 | Budget Pool-Supplies | | $4,250.00 | ($4,250.00) |
| 740000 | Budget Pool-Travel | | $9,100.00 | ($9,100.00) |
| 750000 | Budget Pool-Info & Communications | | $7,412.00 | ($7,412.00) |
| 760000 | Budget Pool-Maintenance & Repair | | $150.00 | ($150.00) |
| 774100 | Data Processing Equipmnt Use-Intrnl | | $64,086.84 | ($64,086.84) |
| **Total Operation** | | | **$85,498.84** | **($85,498.84)** |
| **Net Contribution (use) of Unallocated General: 232400** | | | **$1,617,094.71** | **($1,617,094.71)** |

Report Package: Operating Ledger

report created by: Cats

Dec 4, 2007 3:42:57 PM

# BUDGET REPORT

Organization: 232402

Report Name: Budget Report by Account

Summer/Adj Fac & GA/GTA-History

Fiscal Year: 2007-08

| ACCOUNT | ACCOUNT_DESC | Revenue Dollars | Expense Dollars | Net Contribution |
|---|---|---|---|---|
| 611500 | Graduate Assistants | | $55,717.42 | ($55,717.42) |
| 615000 | Faculty-Other Budget Pool | | $13,169.00 | ($13,169.00) |
| 615300 | Faculty-Summer | | $8,326.00 | ($8,326.00) |
| **Total Personnel Services** | | | **$77,212.42** | **($77,212.42)** |
| 623200 | Staff Benefits-Faculty Part Time | | $2,837.34 | ($2,837.34) |
| **Total Benefits** | | | **$2,837.34** | **($2,837.34)** |
| 773400 | Waivers-GA Academic In State | | $37,664.64 | ($37,664.64) |
| 773420 | Waivers-GA Summer In State | | $21,514.48 | ($21,514.48) |
| 774100 | Data Processing Equipmnt Use-Intrnl | | $278.02 | ($278.02) |
| **Total Operation** | | | **$59,457.14** | **($59,457.14)** |
| **Net Contribution (use) of Unallocated General: 232402** | | | **$139,506.90** | **($139,506.90)** |

Report Package: Operating Ledger

report created by: Cats

Dec 4, 2007 3:42:57 PM

# BUDGET REPORT

Organization: HUM55
Humanities

Report Name: Budget Report by Account

Fiscal Year: 2007-08

| ACCOUNT | ACCOUNT_DESC | Revenue Dollars | Expense Dollars | Net Contribution |
|---|---|---|---|---|
| 611500 | Graduate Assistants | | $5,399.02 | ($5,399.02) |
| 612000 | Classified-Budget Pool | | $5,758.94 | ($5,758.94) |
| 614000 | Faculty-Budget Pool | | $2,372.08 | ($2,372.08) |
| 615300 | Faculty-Summer | | $2,180.00 | ($2,180.00) |
| 616000 | Student Wages-Budget Pool | | $612.00 | ($612.00) |
| **Total Personnel Services** | | | **$16,322.04** | **($16,322.04)** |
| 622100 | Staff Benefits-Classified/Exmt Hrly | | $2,677.90 | ($2,677.90) |
| 623100 | Staff Benefits-Faculty | | $607.26 | ($607.26) |
| 623200 | Staff Benefits-Faculty Part Time | | $287.76 | ($287.76) |
| **Total Benefits** | | | **$3,572.92** | **($3,572.92)** |
| 717000 | Budget Pool-Contracted Services | | $200.00 | ($200.00) |
| 730000 | Budget Pool-Supplies | | $450.00 | ($450.00) |
| 750000 | Budget Pool-Info & Communications | | $1,350.00 | ($1,350.00) |
| 760000 | Budget Pool-Maintenance & Repair | | $35.00 | ($35.00) |
| 773400 | Waivers-GA Academic In State | | $8,941.92 | ($8,941.92) |
| 773420 | Waivers-GA Summer In State | | $5,107.44 | ($5,107.44) |
| 774100 | Data Processing Equipmnt Use-Intrnl | | $4,383.89 | ($4,383.89) |
| **Total Operation** | | | **$20,468.25** | **($20,468.25)** |
| **Net Contribution (use) of Unallocated General: HUM55** | | | **$40,363.21** | **($40,363.21)** |

Report Package: Operating Ledger
report created by: Cats

Dec 4, 2007 3:39:05 PM

# BUDGET REPORT

Organization: HUM555
Humanities

Report Name: Budget Report by Account

Fiscal Year: 2007-08

| ACCOUNT | ACCOUNT_DESC | Revenue Dollars | Expense Dollars | Net Contribution |
|---|---|---|---|---|
| 611500 | Graduate Assistants | | $5,399.02 | ($5,399.02) |
| 612000 | Classified-Budget Pool | | $5,758.94 | ($5,758.94) |
| 614000 | Faculty-Budget Pool | | $2,372.08 | ($2,372.08) |
| 615300 | Faculty-Summer | | $2,180.00 | ($2,180.00) |
| 616000 | Student Wages-Budget Pool | | $612.00 | ($612.00) |
| **Total Personnel Services** | | | **$16,322.04** | **($16,322.04)** |
| 622100 | Staff Benefits-Classified/Exmt Hrly | | $2,677.90 | ($2,677.90) |
| 623100 | Staff Benefits-Faculty | | $607.26 | ($607.26) |
| 623200 | Staff Benefits-Faculty Part Time | | $287.76 | ($287.76) |
| **Total Benefits** | | | **$3,572.92** | **($3,572.92)** |
| 717000 | Budget Pool-Contracted Services | | $200.00 | ($200.00) |
| 730000 | Budget Pool-Supplies | | $450.00 | ($450.00) |
| 750000 | Budget Pool-Info & Communications | | $1,350.00 | ($1,350.00) |
| 760000 | Budget Pool-Maintenance & Repair | | $35.00 | ($35.00) |
| 773400 | Waivers-GA Academic In State | | $8,941.92 | ($8,941.92) |
| 773420 | Waivers-GA Summer In State | | $5,107.44 | ($5,107.44) |
| 774100 | Data Processing Equipmnt Use-Intrnl | | $4,383.89 | ($4,383.89) |
| **Total Operation** | | | **$20,468.25** | **($20,468.25)** |
| **Net Contribution (use) of Unallocated General: HUM555** | | | **$40,363.21** | **($40,363.21)** |

Report Package: Operating Ledger
report created by: Cats

Dec 4, 2007 3:40:50 PM

# BUDGET REPORT

Organization: 232900
Humanities Program

Report Name: Budget Report by Account

Fiscal Year: 2007-08

| ACCOUNT | ACCOUNT_DESC | Revenue Dollars | Expense Dollars | Net Contribution |
|---|---|---|---|---|
| 612000 | Classified-Budget Pool | | $5,758.94 | ($5,758.94) |
| 614000 | Faculty-Budget Pool | | $2,372.08 | ($2,372.08) |
| 616000 | Student Wages-Budget Pool | | $612.00 | ($612.00) |
| **Total Personnel Services** | | | **$8,743.02** | **($8,743.02)** |
| 622100 | Staff Benefits-Classified/Exmt Hrly | | $2,677.90 | ($2,677.90) |
| 623100 | Staff Benefits-Faculty | | $607.26 | ($607.26) |
| **Total Benefits** | | | **$3,285.16** | **($3,285.16)** |
| 717000 | Budget Pool-Contracted Services | | $200.00 | ($200.00) |
| 730000 | Budget Pool-Supplies | | $450.00 | ($450.00) |
| 750000 | Budget Pool-Info & Communications | | $1,350.00 | ($1,350.00) |
| 760000 | Budget Pool-Maintenance & Repair | | $35.00 | ($35.00) |
| 774100 | Data Processing Equipmnt Use-Intrnl | | $4,383.89 | ($4,383.89) |
| **Total Operation** | | | **$6,418.89** | **($6,418.89)** |
| **Net Contribution (use) of Unallocated General: 232900** | | | **$18,447.07** | **($18,447.07)** |

Report Package: Operating Ledger
report created by: Cats

Dec 4, 2007 3:42:57 PM

# BUDGET REPORT

Organization: 232902

Report Name: Budget Report by Account

Summer/Adj Fac & GA/GTA-Humanities

Fiscal Year: 2007-08

| ACCOUNT | ACCOUNT_DESC | Revenue Dollars | Expense Dollars | Net Contribution |
|---|---|---|---|---|
| 611500 | Graduate Assistants | | $5,399.02 | ($5,399.02) |
| 615300 | Faculty-Summer | | $2,180.00 | ($2,180.00) |
| **Total Personnel Services** | | | **$7,579.02** | **($7,579.02)** |
| 623200 | Staff Benefits-Faculty Part Time | | $287.76 | ($287.76) |
| **Total Benefits** | | | **$287.76** | **($287.76)** |
| 773400 | Waivers-GA Academic In State | | $8,941.92 | ($8,941.92) |
| 773420 | Waivers-GA Summer In State | | $5,107.44 | ($5,107.44) |
| **Total Operation** | | | **$14,049.36** | **($14,049.36)** |
| **Net Contribution (use) of Unallocated General: 232902** | | | **$21,916.14** | **($21,916.14)** |

Report Package: Operating Ledger

report created by: Cats

Dec 4, 2007 3:42:57 PM

# BUDGET REPORT

Organization: MCA55
University Art Galleries

Report Name: Budget Report by Account

Fiscal Year: 2007-08

| ACCOUNT | ACCOUNT_DESC | Revenue Dollars | Expense Dollars | Net Contribution |
|---|---|---|---|---|
| 611100 | Unclassified-Contract | | $37,882.90 | ($37,882.90) |
| 616000 | Student Wages-Budget Pool | | $6,338.00 | ($6,338.00) |
| **Total Personnel Services** | | | **$44,220.90** | **($44,220.90)** |
| 621100 | Staff Benefits-Unclassified | | $14,547.04 | ($14,547.04) |
| **Total Benefits** | | | **$14,547.04** | **($14,547.04)** |
| 717000 | Budget Pool-Contracted Services | | $2,000.00 | ($2,000.00) |
| 730000 | Budget Pool-Supplies | | $5,000.00 | ($5,000.00) |
| 740000 | Budget Pool-Travel | | $2,000.00 | ($2,000.00) |
| 750000 | Budget Pool-Info & Communications | | $4,560.00 | ($4,560.00) |
| 774100 | Data Processing Equipmnt Use-Intrnl | | $339.05 | ($339.05) |
| **Total Operation** | | | **$13,899.05** | **($13,899.05)** |
| 879300 | Plant O&M Cost Allocatn E&G-Debit | | $91,685.00 | ($91,685.00) |
| 879890 | Earning Support/Trsf-Credit | | ($58,390.08) | $58,390.08 |
| **Total Transfers** | | | **$33,294.92** | **($33,294.92)** |
| **Net Contribution (use) of Unallocated General: MCA55** | | | **$105,961.91** | **($105,961.91)** |

Report Package: Operating Ledger
report created by: Cats

Dec 4, 2007 3:39:05 PM

# BUDGET REPORT

Organization: MCA555
University Art Galleries

Report Name: Budget Report by Account

Fiscal Year: 2007-08

| ACCOUNT | ACCOUNT_DESC | Revenue Dollars | Expense Dollars | Net Contribution |
|---|---|---|---|---|
| 611100 | Unclassified-Contract | | $37,882.90 | ($37,882.90) |
| 616000 | Student Wages-Budget Pool | | $6,338.00 | ($6,338.00) |
| **Total Personnel Services** | | | **$44,220.90** | **($44,220.90)** |
| 621100 | Staff Benefits-Unclassified | | $14,547.04 | ($14,547.04) |
| **Total Benefits** | | | **$14,547.04** | **($14,547.04)** |
| 717000 | Budget Pool-Contracted Services | | $2,000.00 | ($2,000.00) |
| 730000 | Budget Pool-Supplies | | $5,000.00 | ($5,000.00) |
| 740000 | Budget Pool-Travel | | $2,000.00 | ($2,000.00) |
| 750000 | Budget Pool-Info & Communications | | $4,560.00 | ($4,560.00) |
| 774100 | Data Processing Equipmnt Use-Intrnl | | $339.05 | ($339.05) |
| **Total Operation** | | | **$13,899.05** | **($13,899.05)** |
| 879300 | Plant O&M Cost Allocatn E&G-Debit | | $91,685.00 | ($91,685.00) |
| 879890 | Earning Support/Trsf-Credit | | ($58,390.08) | $58,390.08 |
| **Total Transfers** | | | **$33,294.92** | **($33,294.92)** |
| **Net Contribution (use) of Unallocated General: MCA555** | | | **$105,961.91** | **($105,961.91)** |

Report Package: Operating Ledger
report created by: Cats

Dec 4, 2007 3:40:50 PM

# BUDGET REPORT

Organization: 233400
University Art Galleries

Report Name: Budget Report by Account

Fiscal Year: 2007-08

| ACCOUNT | ACCOUNT_DESC | Revenue Dollars | Expense Dollars | Net Contribution |
|---|---|---|---|---|
| 611100 | Unclassified-Contract | | $37,882.90 | ($37,882.90) |
| 616000 | Student Wages-Budget Pool | | $6,338.00 | ($6,338.00) |
| **Total Personnel Services** | | | **$44,220.90** | **($44,220.90)** |
| 621100 | Staff Benefits-Unclassified | | $14,547.04 | ($14,547.04) |
| **Total Benefits** | | | **$14,547.04** | **($14,547.04)** |
| 717000 | Budget Pool-Contracted Services | | $2,000.00 | ($2,000.00) |
| 730000 | Budget Pool-Supplies | | $5,000.00 | ($5,000.00) |
| 740000 | Budget Pool-Travel | | $2,000.00 | ($2,000.00) |
| 750000 | Budget Pool-Info & Communications | | $4,560.00 | ($4,560.00) |
| 774100 | Data Processing Equipmnt Use-Intrnl | | $339.05 | ($339.05) |
| **Total Operation** | | | **$13,899.05** | **($13,899.05)** |
| **Net Contribution (use) of Unallocated General: 233400** | | | **$72,666.99** | **($72,666.99)** |

Report Package: Operating Ledger
report created by: Cats

Dec 4, 2007 3:42:57 PM

# BUDGET REPORT

Organization: 233403
R/E Univ Art Galleries Facilities

Report Name: Budget Report by Account

Fiscal Year: 2007-08

| ACCOUNT | ACCOUNT_DESC | Revenue Dollars | Expense Dollars | Net Contribution |
|---|---|---|---|---|
| 879300 | Plant O&M Cost Allocatn E&G-Debit | | $91,685.00 | ($91,685.00) |
| 879890 | Earning Support/Trsf-Credit | | ($58,390.08) | $58,390.08 |
| Total Transfers | | | **$33,294.92** | **($33,294.92)** |
| Net Contribution (use) of Unallocated General: 233403 | | | **$33,294.92** | **($33,294.92)** |

Report Package: Operating Ledger
report created by: Cats

Dec 4, 2007 3:42:57 PM

# BUDGET REPORT

Organization: MOL55
Modern Languages

Report Name: Budget Report by Account

Fiscal Year: 2007-08

| ACCOUNT | ACCOUNT_DESC | Revenue Dollars | Expense Dollars | Net Contribution |
|---|---|---|---|---|
| 612000 | Classified-Budget Pool | | $24,316.24 | ($24,316.24) |
| 614000 | Faculty-Budget Pool | | $808,274.73 | ($808,274.73) |
| 615000 | Faculty-Other Budget Pool | | $13,151.00 | ($13,151.00) |
| 615300 | Faculty-Summer | | $23,968.00 | ($23,968.00) |
| 616000 | Student Wages-Budget Pool | | $500.00 | ($500.00) |
| **Total Personnel Services** | | | **$870,209.97** | **($870,209.97)** |
| 622100 | Staff Benefits-Classified/Exmt Hrly | | $11,159.03 | ($11,159.03) |
| 623100 | Staff Benefits-Faculty | | $206,918.34 | ($206,918.34) |
| 623200 | Staff Benefits-Faculty Part Time | | $4,899.71 | ($4,899.71) |
| **Total Benefits** | | | **$222,977.08** | **($222,977.08)** |
| 717000 | Budget Pool-Contracted Services | | $500.00 | ($500.00) |
| 730000 | Budget Pool-Supplies | | $3,000.00 | ($3,000.00) |
| 740000 | Budget Pool-Travel | | $3,800.00 | ($3,800.00) |
| 750000 | Budget Pool-Info & Communications | | $3,960.00 | ($3,960.00) |
| 760000 | Budget Pool-Maintenance & Repair | | $629.00 | ($629.00) |
| 774100 | Data Processing Equipmnt Use-Intrnl | | $39,316.00 | ($39,316.00) |
| 777000 | Budget Pool-Other Miscellaneous | | $538.00 | ($538.00) |
| **Total Operation** | | | **$51,743.00** | **($51,743.00)** |
| **Net Contribution (use) of Unallocated General: MOL55** | | | **$1,144,930.05** | **($1,144,930.05)** |

Report Package: Operating Ledger
report created by: Cats

Dec 4, 2007 3:39:05 PM

# BUDGET REPORT

Organization: MOL555
Modern Languages

Report Name: Budget Report by Account

Fiscal Year: 2007-08

| ACCOUNT | ACCOUNT_DESC | Revenue Dollars | Expense Dollars | Net Contribution |
|---|---|---|---|---|
| 612000 | Classified-Budget Pool | | $24,316.24 | ($24,316.24) |
| 614000 | Faculty-Budget Pool | | $808,274.73 | ($808,274.73) |
| 615000 | Faculty-Other Budget Pool | | $13,151.00 | ($13,151.00) |
| 615300 | Faculty-Summer | | $23,968.00 | ($23,968.00) |
| 616000 | Student Wages-Budget Pool | | $500.00 | ($500.00) |
| **Total Personnel Services** | | | **$870,209.97** | **($870,209.97)** |
| 622100 | Staff Benefits-Classified/Exmt Hrly | | $11,159.03 | ($11,159.03) |
| 623100 | Staff Benefits-Faculty | | $206,918.34 | ($206,918.34) |
| 623200 | Staff Benefits-Faculty Part Time | | $4,899.71 | ($4,899.71) |
| **Total Benefits** | | | **$222,977.08** | **($222,977.08)** |
| 717000 | Budget Pool-Contracted Services | | $500.00 | ($500.00) |
| 730000 | Budget Pool-Supplies | | $3,000.00 | ($3,000.00) |
| 740000 | Budget Pool-Travel | | $3,800.00 | ($3,800.00) |
| 750000 | Budget Pool-Info & Communications | | $3,960.00 | ($3,960.00) |
| 760000 | Budget Pool-Maintenance & Repair | | $629.00 | ($629.00) |
| 774100 | Data Processing Equipmnt Use-Intrnl | | $39,316.00 | ($39,316.00) |
| 777000 | Budget Pool-Other Miscellaneous | | $538.00 | ($538.00) |
| **Total Operation** | | | **$51,743.00** | **($51,743.00)** |
| **Net Contribution (use) of Unallocated General: MOL555** | | | **$1,144,930.05** | **($1,144,930.05)** |

Report Package: Operating Ledger
report created by: Cats

Dec 4, 2007 3:40:50 PM

# BUDGET REPORT

Report Name: Budget Report by Account

Organization: 232000
Modern Languages

Fiscal Year: 2007-08

| ACCOUNT | ACCOUNT_DESC | Revenue Dollars | Expense Dollars | Net Contribution |
|---|---|---|---|---|
| 612000 | Classified-Budget Pool | | $24,316.24 | ($24,316.24) |
| 614000 | Faculty-Budget Pool | | $808,274.73 | ($808,274.73) |
| 616000 | Student Wages-Budget Pool | | $500.00 | ($500.00) |
| **Total Personnel Services** | | | **$833,090.97** | **($833,090.97)** |
| 622100 | Staff Benefits-Classified/Exmt Hrly | | $11,159.03 | ($11,159.03) |
| 623100 | Staff Benefits-Faculty | | $206,918.34 | ($206,918.34) |
| **Total Benefits** | | | **$218,077.37** | **($218,077.37)** |
| 717000 | Budget Pool-Contracted Services | | $500.00 | ($500.00) |
| 730000 | Budget Pool-Supplies | | $3,000.00 | ($3,000.00) |
| 740000 | Budget Pool-Travel | | $3,800.00 | ($3,800.00) |
| 750000 | Budget Pool-Info & Communications | | $3,960.00 | ($3,960.00) |
| 760000 | Budget Pool-Maintenance & Repair | | $629.00 | ($629.00) |
| 774100 | Data Processing Equipmnt Use-Intrnl | | $39,037.98 | ($39,037.98) |
| 777000 | Budget Pool-Other Miscellaneous | | $538.00 | ($538.00) |
| **Total Operation** | | | **$51,464.98** | **($51,464.98)** |
| **Net Contribution (use) of Unallocated General: 232000** | | | **$1,102,633.32** | **($1,102,633.32)** |

Report Package: Operating Ledger
report created by: Cats

Dec 4, 2007 3:42:57 PM

# BUDGET REPORT

Organization: 232002

Report Name: Budget Report by Account

Sum/Adj Fac&GA/GTA-Modern Languages

Fiscal Year: 2007-08

| ACCOUNT | ACCOUNT_DESC | Revenue Dollars | Expense Dollars | Net Contribution |
|---|---|---|---|---|
| 615000 | Faculty-Other Budget Pool | | $13,151.00 | ($13,151.00) |
| 615300 | Faculty-Summer | | $23,968.00 | ($23,968.00) |
| **Total Personnel Services** | | | **$37,119.00** | **($37,119.00)** |
| 623200 | Staff Benefits-Faculty Part Time | | $4,899.71 | ($4,899.71) |
| **Total Benefits** | | | **$4,899.71** | **($4,899.71)** |
| 774100 | Data Processing Equipmnt Use-Intrnl | | $278.02 | ($278.02) |
| **Total Operation** | | | **$278.02** | **($278.02)** |
| **Net Contribution (use) of Unallocated General: 232002** | | | **$42,296.73** | **($42,296.73)** |

Report Package: Operating Ledger

report created by: Cats

Dec 4, 2007 3:42:57 PM

# BUDGET REPORT

Organization: MUS55
Music

Report Name: Budget Report by Account

Fiscal Year: 2007-08

| ACCOUNT | ACCOUNT_DESC | Revenue Dollars | Expense Dollars | Net Contribution |
|---|---|---|---|---|
| 502200 | Laboratory Fees | $97,079.00 | | $97,079.00 |
| 502600 | Miscellaneous Student Fees | ($14,887.00) | | ($14,887.00) |
| 505250 | Departmental Sales & Service | $78,156.00 | | $78,156.00 |
| **Total Revenue** | | **$160,348.00** | | **$160,348.00** |
| 611100 | Unclassified-Contract | | $38,060.11 | ($38,060.11) |
| 611500 | Graduate Assistants | | $28,565.29 | ($28,565.29) |
| 612000 | Classified-Budget Pool | | $36,780.76 | ($36,780.76) |
| 612110 | Classified -<51percent | | $236.81 | ($236.81) |
| 614000 | Faculty-Budget Pool | | $1,089,961.82 | ($1,089,961.82) |
| 615000 | Faculty-Other Budget Pool | | $85,114.00 | ($85,114.00) |
| 615300 | Faculty-Summer | | $24,124.00 | ($24,124.00) |
| 615400 | Graduate Teaching Assistants | | $6,642.00 | ($6,642.00) |
| 616000 | Student Wages-Budget Pool | | $10,116.00 | ($10,116.00) |
| **Total Personnel Services** | | | **$1,319,600.79** | **($1,319,600.79)** |
| 621100 | Staff Benefits-Unclassified | | $14,615.08 | ($14,615.08) |
| 622100 | Staff Benefits-Classified/Exmt Hrly | | $17,103.05 | ($17,103.05) |
| 622110 | Staff Benefits-Classified <51%/Ret | | $493.12 | ($493.12) |
| 623100 | Staff Benefits-Faculty | | $279,030.22 | ($279,030.22) |
| 623200 | Staff Benefits-Faculty Part Time | | $14,419.42 | ($14,419.42) |
| **Total Benefits** | | | **$325,660.89** | **($325,660.89)** |
| 717000 | Budget Pool-Contracted Services | | $47,490.00 | ($47,490.00) |
| 730000 | Budget Pool-Supplies | | $8,100.00 | ($8,100.00) |
| 740000 | Budget Pool-Travel | | $11,250.00 | ($11,250.00) |
| 750000 | Budget Pool-Info & Communications | | $49,223.00 | ($49,223.00) |
| 760000 | Budget Pool-Maintenance & Repair | | $6,127.00 | ($6,127.00) |
| 773000 | Budget Pool-Scholarships&Fellowshps | | $45,039.00 | ($45,039.00) |
| 773400 | Waivers-GA Academic In State | | $36,580.96 | ($36,580.96) |
| 773420 | Waivers-GA Summer In State | | $20,895.68 | ($20,895.68) |
| 773440 | Waivers-GTA Academic In State | | $4,606.16 | ($4,606.16) |
| 773460 | Waivers-GTA Summer In State | | $2,631.20 | ($2,631.20) |
| 774100 | Data Processing Equipmnt Use-Intrnl | | $85,497.78 | ($85,497.78) |
| 775000 | Budget Pool-Equipment Rental Charge | | $500.00 | ($500.00) |
| 777000 | Budget Pool-Other Miscellaneous | | $4,769.56 | ($4,769.56) |

Report Package: Operating Ledger
report created by: Cats

Dec 4, 2007 3:39:05 PM

# BUDGET REPORT

Organization: MUS55
Music

Report Name: Budget Report by Account

Fiscal Year: 2007-08

| ACCOUNT | ACCOUNT_DESC | Revenue Dollars | Expense Dollars | Net Contribution |
|---|---|---|---|---|
| Total Operation | | | $322,710.34 | ($322,710.34) |
| 879890 | Earning Support/Trsf-Credit | | ($32,043.00) | $32,043.00 |
| Total Transfers | | | ($32,043.00) | $32,043.00 |
| Net Contribution (use) of Unallocated General: MUS55 | | $160,348.00 | $1,935,929.02 | ($1,775,581.02) |

Report Package: Operating Ledger
report created by: Cats

Dec 4, 2007 3:39:05 PM

# BUDGET REPORT

Organization: MUS555
Music

Report Name: Budget Report by Account

Fiscal Year: 2007-08

| ACCOUNT | ACCOUNT_DESC | Revenue Dollars | Expense Dollars | Net Contribution |
|---|---|---|---|---|
| 502200 | Laboratory Fees | $97,079.00 | | $97,079.00 |
| 502600 | Miscellaneous Student Fees | ($14,887.00) | | ($14,887.00) |
| 505250 | Departmental Sales & Service | $78,156.00 | | $78,156.00 |
| **Total Revenue** | | **$160,348.00** | | **$160,348.00** |
| 611100 | Unclassified-Contract | | $38,060.11 | ($38,060.11) |
| 611500 | Graduate Assistants | | $28,565.29 | ($28,565.29) |
| 612000 | Classified-Budget Pool | | $36,780.76 | ($36,780.76) |
| 612110 | Classified -<51percent | | $236.81 | ($236.81) |
| 614000 | Faculty-Budget Pool | | $1,089,961.82 | ($1,089,961.82) |
| 615000 | Faculty-Other Budget Pool | | $85,114.00 | ($85,114.00) |
| 615300 | Faculty-Summer | | $24,124.00 | ($24,124.00) |
| 615400 | Graduate Teaching Assistants | | $6,642.00 | ($6,642.00) |
| 616000 | Student Wages-Budget Pool | | $10,116.00 | ($10,116.00) |
| **Total Personnel Services** | | | **$1,319,600.79** | **($1,319,600.79)** |
| 621100 | Staff Benefits-Unclassified | | $14,615.08 | ($14,615.08) |
| 622100 | Staff Benefits-Classified/Exmt Hrly | | $17,103.05 | ($17,103.05) |
| 622110 | Staff Benefits-Classified <51%/Ret | | $493.12 | ($493.12) |
| 623100 | Staff Benefits-Faculty | | $279,030.22 | ($279,030.22) |
| 623200 | Staff Benefits-Faculty Part Time | | $14,419.42 | ($14,419.42) |
| **Total Benefits** | | | **$325,660.89** | **($325,660.89)** |
| 717000 | Budget Pool-Contracted Services | | $47,490.00 | ($47,490.00) |
| 730000 | Budget Pool-Supplies | | $8,100.00 | ($8,100.00) |
| 740000 | Budget Pool-Travel | | $11,250.00 | ($11,250.00) |
| 750000 | Budget Pool-Info & Communications | | $49,223.00 | ($49,223.00) |
| 760000 | Budget Pool-Maintenance & Repair | | $6,127.00 | ($6,127.00) |
| 773000 | Budget Pool-Scholarships&Fellowshps | | $45,039.00 | ($45,039.00) |
| 773400 | Waivers-GA Academic In State | | $36,580.96 | ($36,580.96) |
| 773420 | Waivers-GA Summer In State | | $20,895.68 | ($20,895.68) |
| 773440 | Waivers-GTA Academic In State | | $4,606.16 | ($4,606.16) |
| 773460 | Waivers-GTA Summer In State | | $2,631.20 | ($2,631.20) |
| 774100 | Data Processing Equipmnt Use-Intrnl | | $85,497.78 | ($85,497.78) |
| 775000 | Budget Pool-Equipment Rental Charge | | $500.00 | ($500.00) |
| 777000 | Budget Pool-Other Miscellaneous | | $4,769.56 | ($4,769.56) |

Report Package: Operating Ledger
report created by: Cats

Dec 4, 2007 3:40:50 PM

# BUDGET REPORT

Organization: MUS555
Music

Report Name: Budget Report by Account

Fiscal Year: 2007-08

| ACCOUNT | ACCOUNT_DESC | Revenue Dollars | Expense Dollars | Net Contribution |
|---|---|---|---|---|
| Total Operation | | | $322,710.34 | ($322,710.34) |
| 879890 | Earning Support/Trsf-Credit | | ($32,043.00) | $32,043.00 |
| Total Transfers | | | ($32,043.00) | $32,043.00 |
| Net Contribution (use) of Unallocated General: MUS555 | | $160,348.00 | $1,935,929.02 | ($1,775,581.02) |

Report Package: Operating Ledger
report created by: Cats

Dec 4, 2007 3:40:50 PM

# BUDGET REPORT

Organization: 231500
Music

Report Name: Budget Report by Account

Fiscal Year: 2007-08

| ACCOUNT | ACCOUNT_DESC | Revenue Dollars | Expense Dollars | Net Contribution |
|---|---|---|---|---|
| 611100 | Unclassified-Contract | | $38,060.11 | ($38,060.11) |
| 612000 | Classified-Budget Pool | | $36,780.76 | ($36,780.76) |
| 612110 | Classified -<51percent | | $236.81 | ($236.81) |
| 614000 | Faculty-Budget Pool | | $1,089,961.82 | ($1,089,961.82) |
| 616000 | Student Wages-Budget Pool | | $9,060.00 | ($9,060.00) |
| **Total Personnel Services** | | | **$1,174,099.50** | **($1,174,099.50)** |
| 621100 | Staff Benefits-Unclassified | | $14,615.08 | ($14,615.08) |
| 622100 | Staff Benefits-Classified/Exmt Hrly | | $17,103.05 | ($17,103.05) |
| 622110 | Staff Benefits-Classified <51%/Ret | | $493.12 | ($493.12) |
| 623100 | Staff Benefits-Faculty | | $279,030.22 | ($279,030.22) |
| **Total Benefits** | | | **$311,241.47** | **($311,241.47)** |
| 717000 | Budget Pool-Contracted Services | | $1,500.00 | ($1,500.00) |
| 730000 | Budget Pool-Supplies | | $8,000.00 | ($8,000.00) |
| 740000 | Budget Pool-Travel | | $8,300.00 | ($8,300.00) |
| 750000 | Budget Pool-Info & Communications | | $24,318.00 | ($24,318.00) |
| 760000 | Budget Pool-Maintenance & Repair | | $4,977.00 | ($4,977.00) |
| 774100 | Data Processing Equipmnt Use-Intrnl | | $83,677.03 | ($83,677.03) |
| 775000 | Budget Pool-Equipment Rental Charge | | $500.00 | ($500.00) |
| 777000 | Budget Pool-Other Miscellaneous | | $555.00 | ($555.00) |
| **Total Operation** | | | **$131,827.03** | **($131,827.03)** |
| **Net Contribution (use) of Unallocated General: 231500** | | | **$1,617,168.00** | **($1,617,168.00)** |

Report Package: Operating Ledger
report created by: Cats

Dec 4, 2007 3:42:57 PM

# BUDGET REPORT

Organization: 231502
Summer/Adj Fac & GA/GTA-Music

Report Name: Budget Report by Account

Fiscal Year: 2007-08

| ACCOUNT | ACCOUNT_DESC | Revenue Dollars | Expense Dollars | Net Contribution |
|---|---|---|---|---|
| 611500 | Graduate Assistants | | $28,565.29 | ($28,565.29) |
| 615000 | Faculty-Other Budget Pool | | $10,959.00 | ($10,959.00) |
| 615300 | Faculty-Summer | | $16,124.00 | ($16,124.00) |
| 615400 | Graduate Teaching Assistants | | $6,642.00 | ($6,642.00) |
| **Total Personnel Services** | | | **$62,290.29** | **($62,290.29)** |
| 623200 | Staff Benefits-Faculty Part Time | | $3,574.96 | ($3,574.96) |
| **Total Benefits** | | | **$3,574.96** | **($3,574.96)** |
| 773400 | Waivers-GA Academic In State | | $36,580.96 | ($36,580.96) |
| 773420 | Waivers-GA Summer In State | | $20,895.68 | ($20,895.68) |
| 773440 | Waivers-GTA Academic In State | | $4,606.16 | ($4,606.16) |
| 773460 | Waivers-GTA Summer In State | | $2,631.20 | ($2,631.20) |
| 774100 | Data Processing Equipmnt Use-Intrnl | | $233.94 | ($233.94) |
| **Total Operation** | | | **$64,947.94** | **($64,947.94)** |
| **Net Contribution (use) of Unallocated General: 231502** | | | **$130,813.19** | **($130,813.19)** |

Report Package: Operating Ledger
report created by: Cats

Dec 4, 2007 3:42:57 PM

# BUDGET REPORT

Organization: 231503

Report Name: Budget Report by Account

Paul Laurence Dunbar Chorale

Fiscal Year: 2007-08

| ACCOUNT | ACCOUNT_DESC | Revenue Dollars | Expense Dollars | Net Contribution |
|---|---|---|---|---|
| 615000 | Faculty-Other Budget Pool | | $3,235.00 | ($3,235.00) |
| **Total Personnel Services** | | | **$3,235.00** | **($3,235.00)** |
| 623200 | Staff Benefits-Faculty Part Time | | $427.02 | ($427.02) |
| **Total Benefits** | | | **$427.02** | **($427.02)** |
| 774100 | Data Processing Equipmnt Use-Intrnl | | $67.81 | ($67.81) |
| 777000 | Budget Pool-Other Miscellaneous | | $3,695.00 | ($3,695.00) |
| **Total Operation** | | | **$3,762.81** | **($3,762.81)** |
| **Net Contribution (use) of Unallocated General: 231503** | | | **$7,424.83** | **($7,424.83)** |

Report Package: Operating Ledger

report created by: Cats

Dec 4, 2007 3:42:57 PM

# BUDGET REPORT

Organization: 231504
R/E Artist Series

Report Name: Budget Report by Account

Fiscal Year: 2007-08

| ACCOUNT | ACCOUNT_DESC | Revenue Dollars | Expense Dollars | Net Contribution |
|---|---|---|---|---|
| 505250 | Departmental Sales & Service | $43,052.00 | | $43,052.00 |
| **Total Revenue** | | **$43,052.00** | | **$43,052.00** |
| 717000 | Budget Pool-Contracted Services | | $45,990.00 | ($45,990.00) |
| 730000 | Budget Pool-Supplies | | $100.00 | ($100.00) |
| 740000 | Budget Pool-Travel | | $2,950.00 | ($2,950.00) |
| 750000 | Budget Pool-Info & Communications | | $24,905.00 | ($24,905.00) |
| 760000 | Budget Pool-Maintenance & Repair | | $1,150.00 | ($1,150.00) |
| **Total Operation** | | | **$75,095.00** | **($75,095.00)** |
| 879890 | Earning Support/Trsf-Credit | | ($32,043.00) | $32,043.00 |
| **Total Transfers** | | | **($32,043.00)** | **$32,043.00** |
| **Net Contribution (use) of Unallocated General: 231504** | | **$43,052.00** | **$43,052.00** | **$0.00** |

Report Package: Operating Ledger
report created by: Cats

Dec 4, 2007 3:42:57 PM

# BUDGET REPORT

Organization: 231505

Report Name: Budget Report by Account

R/E Music Schol Fund fm Band Camps

Fiscal Year: 2007-08

| ACCOUNT | ACCOUNT_DESC | Revenue Dollars | Expense Dollars | Net Contribution |
|---|---|---|---|---|
| 505250 | Departmental Sales & Service | $35,104.00 | | $35,104.00 |
| **Total Revenue** | | **$35,104.00** | | **$35,104.00** |
| 615300 | Faculty-Summer | | $8,000.00 | ($8,000.00) |
| 616000 | Student Wages-Budget Pool | | $1,056.00 | ($1,056.00) |
| **Total Personnel Services** | | | **$9,056.00** | **($9,056.00)** |
| 623200 | Staff Benefits-Faculty Part Time | | $1,056.00 | ($1,056.00) |
| **Total Benefits** | | | **$1,056.00** | **($1,056.00)** |
| 773000 | Budget Pool-Scholarships&Fellowshps | | $25,000.00 | ($25,000.00) |
| 777000 | Budget Pool-Other Miscellaneous | | $48.00 | ($48.00) |
| **Total Operation** | | | **$25,048.00** | **($25,048.00)** |
| **Net Contribution (use) of Unallocated General: 231505** | | **$35,104.00** | **$35,160.00** | **($56.00)** |

Report Package: Operating Ledger

report created by: Cats

Dec 4, 2007 3:42:57 PM

# BUDGET REPORT

Organization: 231509
R/E Applied Music Program

Report Name: Budget Report by Account

Fiscal Year: 2007-08

| ACCOUNT | ACCOUNT_DESC | Revenue Dollars | Expense Dollars | Net Contribution |
|---|---|---|---|---|
| 502200 | Laboratory Fees | $97,079.00 | | $97,079.00 |
| **Total Revenue** | | **$97,079.00** | | **$97,079.00** |
| 615000 | Faculty-Other Budget Pool | | $66,420.00 | ($66,420.00) |
| **Total Personnel Services** | | | **$66,420.00** | **($66,420.00)** |
| 623200 | Staff Benefits-Faculty Part Time | | $8,767.44 | ($8,767.44) |
| **Total Benefits** | | | **$8,767.44** | **($8,767.44)** |
| 773000 | Budget Pool-Scholarships&Fellowshps | | $20,039.00 | ($20,039.00) |
| 774100 | Data Processing Equipmnt Use-Intrnl | | $1,407.00 | ($1,407.00) |
| 777000 | Budget Pool-Other Miscellaneous | | $445.56 | ($445.56) |
| **Total Operation** | | | **$21,891.56** | **($21,891.56)** |
| **Net Contribution (use) of Unallocated General: 231509** | | **$97,079.00** | **$97,079.00** | **$0.00** |

Report Package: Operating Ledger
report created by: Cats

Dec 4, 2007 3:42:57 PM

# BUDGET REPORT

Organization: 231590
R/E Community Music Division

Report Name: Budget Report by Account

Fiscal Year: 2007-08

| ACCOUNT | ACCOUNT_DESC | Revenue Dollars | Expense Dollars | Net Contribution |
|---|---|---|---|---|
| 502600 | Miscellaneous Student Fees | ($14,887.00) | | ($14,887.00) |
| **Total Revenue** | | **($14,887.00)** | | **($14,887.00)** |
| 615000 | Faculty-Other Budget Pool | | $4,500.00 | ($4,500.00) |
| **Total Personnel Services** | | | **$4,500.00** | **($4,500.00)** |
| 623200 | Staff Benefits-Faculty Part Time | | $594.00 | ($594.00) |
| **Total Benefits** | | | **$594.00** | **($594.00)** |
| 774100 | Data Processing Equipmnt Use-Intrnl | | $112.00 | ($112.00) |
| 777000 | Budget Pool-Other Miscellaneous | | $26.00 | ($26.00) |
| **Total Operation** | | | **$138.00** | **($138.00)** |
| **Net Contribution (use) of Unallocated General: 231590** | | **($14,887.00)** | **$5,232.00** | **($20,119.00)** |

Report Package: Operating Ledger
report created by: Cats

Dec 4, 2007 3:42:57 PM

# BUDGET REPORT

Organization: NWW55
NonWestern World

Report Name: Budget Report by Account

Fiscal Year: 2007-08

| ACCOUNT | ACCOUNT_DESC | Revenue Dollars | Expense Dollars | Net Contribution |
|---|---|---|---|---|
| 615000 | Faculty-Other Budget Pool | | $35,140.00 | ($35,140.00) |
| **Total Personnel Services** | | | **$35,140.00** | **($35,140.00)** |
| 623200 | Staff Benefits-Faculty Part Time | | $4,638.48 | ($4,638.48) |
| **Total Benefits** | | | **$4,638.48** | **($4,638.48)** |
| 774100 | Data Processing Equipmnt Use-Intrnl | | $745.91 | ($745.91) |
| **Total Operation** | | | **$745.91** | **($745.91)** |
| **Net Contribution (use) of Unallocated General: NWW55** | | | **$40,524.39** | **($40,524.39)** |

Report Package: Operating Ledger
report created by: Cats

Dec 4, 2007 3:39:05 PM

# BUDGET REPORT

Organization: NWW555
NonWestern World

Report Name: Budget Report by Account

Fiscal Year: 2007-08

| ACCOUNT | ACCOUNT_DESC | Revenue Dollars | Expense Dollars | Net Contribution |
|---|---|---|---|---|
| 615000 | Faculty-Other Budget Pool | | $35,140.00 | ($35,140.00) |
| **Total Personnel Services** | | | **$35,140.00** | **($35,140.00)** |
| 623200 | Staff Benefits-Faculty Part Time | | $4,638.48 | ($4,638.48) |
| **Total Benefits** | | | **$4,638.48** | **($4,638.48)** |
| 774100 | Data Processing Equipmnt Use-Intrnl | | $745.91 | ($745.91) |
| **Total Operation** | | | **$745.91** | **($745.91)** |
| **Net Contribution (use) of Unallocated General: NWW555** | | | **$40,524.39** | **($40,524.39)** |

Report Package: Operating Ledger
report created by: Cats

Dec 4, 2007 3:40:50 PM

# BUDGET REPORT

Organization: 231900
NonWestern World

Report Name: Budget Report by Account

Fiscal Year: 2007-08

| ACCOUNT | ACCOUNT_DESC | Revenue Dollars | Expense Dollars | Net Contribution |
|---|---|---|---|---|
| 615000 | Faculty-Other Budget Pool | | $35,140.00 | ($35,140.00) |
| **Total Personnel Services** | | | **$35,140.00** | **($35,140.00)** |
| 623200 | Staff Benefits-Faculty Part Time | | $4,638.48 | ($4,638.48) |
| **Total Benefits** | | | **$4,638.48** | **($4,638.48)** |
| 774100 | Data Processing Equipmnt Use-Intrnl | | $745.91 | ($745.91) |
| **Total Operation** | | | **$745.91** | **($745.91)** |
| **Net Contribution (use) of Unallocated General: 231900** | | | **$40,524.39** | **($40,524.39)** |

Report Package: Operating Ledger
report created by: Cats

Dec 4, 2007 3:42:57 PM

# BUDGET REPORT

Organization: PLS55
Political Science

Report Name: Budget Report by Account

Fiscal Year: 2007-08

| ACCOUNT | ACCOUNT_DESC | Revenue Dollars | Expense Dollars | Net Contribution |
|---|---|---|---|---|
| 612000 | Classified-Budget Pool | | $53,570.62 | ($53,570.62) |
| 612150 | Classified-Retirees | | $808.01 | ($808.01) |
| 614000 | Faculty-Budget Pool | | $966,790.40 | ($966,790.40) |
| 615000 | Faculty-Other Budget Pool | | $9,534.00 | ($9,534.00) |
| 615300 | Faculty-Summer | | $14,678.00 | ($14,678.00) |
| 615400 | Graduate Teaching Assistants | | $15,450.00 | ($15,450.00) |
| 616000 | Student Wages-Budget Pool | | $8,627.00 | ($8,627.00) |
| **Total Personnel Services** | | | **$1,069,458.03** | **($1,069,458.03)** |
| 622100 | Staff Benefits-Classified/Exmt Hrly | | $24,910.34 | ($24,910.34) |
| 622110 | Staff Benefits-Classified <51%/Ret | | $121.20 | ($121.20) |
| 623100 | Staff Benefits-Faculty | | $247,498.62 | ($247,498.62) |
| 623200 | Staff Benefits-Faculty Part Time | | $3,195.98 | ($3,195.98) |
| **Total Benefits** | | | **$275,726.14** | **($275,726.14)** |
| 717000 | Budget Pool-Contracted Services | | $1,500.00 | ($1,500.00) |
| 730000 | Budget Pool-Supplies | | $4,200.00 | ($4,200.00) |
| 740000 | Budget Pool-Travel | | $18,500.00 | ($18,500.00) |
| 750000 | Budget Pool-Info & Communications | | $2,726.00 | ($2,726.00) |
| 760000 | Budget Pool-Maintenance & Repair | | $276.00 | ($276.00) |
| 773440 | Waivers-GTA Academic In State | | $18,957.12 | ($18,957.12) |
| 773460 | Waivers-GTA Summer In State | | $10,828.48 | ($10,828.48) |
| 774100 | Data Processing Equipmnt Use-Intrnl | | $195,657.78 | ($195,657.78) |
| 777000 | Budget Pool-Other Miscellaneous | | $750.00 | ($750.00) |
| **Total Operation** | | | **$253,395.38** | **($253,395.38)** |
| **Net Contribution (use) of Unallocated General: PLS55** | | | **$1,598,579.55** | **($1,598,579.55)** |

Report Package: Operating Ledger
report created by: Cats

Dec 4, 2007 3:39:05 PM

# BUDGET REPORT

Organization: PLS555
Political Science

Report Name: Budget Report by Account

Fiscal Year: 2007-08

| ACCOUNT | ACCOUNT_DESC | Revenue Dollars | Expense Dollars | Net Contribution |
|---|---|---|---|---|
| 612000 | Classified-Budget Pool | | $53,570.62 | ($53,570.62) |
| 612150 | Classified-Retirees | | $808.01 | ($808.01) |
| 614000 | Faculty-Budget Pool | | $966,790.40 | ($966,790.40) |
| 615000 | Faculty-Other Budget Pool | | $9,534.00 | ($9,534.00) |
| 615300 | Faculty-Summer | | $14,678.00 | ($14,678.00) |
| 615400 | Graduate Teaching Assistants | | $15,450.00 | ($15,450.00) |
| 616000 | Student Wages-Budget Pool | | $8,627.00 | ($8,627.00) |
| **Total Personnel Services** | | | **$1,069,458.03** | **($1,069,458.03)** |
| 622100 | Staff Benefits-Classified/Exmt Hrly | | $24,910.34 | ($24,910.34) |
| 622110 | Staff Benefits-Classified <51%/Ret | | $121.20 | ($121.20) |
| 623100 | Staff Benefits-Faculty | | $247,498.62 | ($247,498.62) |
| 623200 | Staff Benefits-Faculty Part Time | | $3,195.98 | ($3,195.98) |
| **Total Benefits** | | | **$275,726.14** | **($275,726.14)** |
| 717000 | Budget Pool-Contracted Services | | $1,500.00 | ($1,500.00) |
| 730000 | Budget Pool-Supplies | | $4,200.00 | ($4,200.00) |
| 740000 | Budget Pool-Travel | | $18,500.00 | ($18,500.00) |
| 750000 | Budget Pool-Info & Communications | | $2,726.00 | ($2,726.00) |
| 760000 | Budget Pool-Maintenance & Repair | | $276.00 | ($276.00) |
| 773440 | Waivers-GTA Academic In State | | $18,957.12 | ($18,957.12) |
| 773460 | Waivers-GTA Summer In State | | $10,828.48 | ($10,828.48) |
| 774100 | Data Processing Equipmnt Use-Intrnl | | $195,657.78 | ($195,657.78) |
| 777000 | Budget Pool-Other Miscellaneous | | $750.00 | ($750.00) |
| **Total Operation** | | | **$253,395.38** | **($253,395.38)** |
| **Net Contribution (use) of Unallocated General: PLS555** | | | **$1,598,579.55** | **($1,598,579.55)** |

Report Package: Operating Ledger
report created by: Cats

Dec 4, 2007 3:40:50 PM

# BUDGET REPORT

Organization: 232300
Political Science

Report Name: Budget Report by Account

Fiscal Year: 2007-08

| ACCOUNT | ACCOUNT_DESC | Revenue Dollars | Expense Dollars | Net Contribution |
|---|---|---|---|---|
| 612000 | Classified-Budget Pool | | $53,570.62 | ($53,570.62) |
| 612150 | Classified-Retirees | | $808.01 | ($808.01) |
| 614000 | Faculty-Budget Pool | | $966,790.40 | ($966,790.40) |
| 616000 | Student Wages-Budget Pool | | $8,627.00 | ($8,627.00) |
| **Total Personnel Services** | | | **$1,029,796.03** | **($1,029,796.03)** |
| 622100 | Staff Benefits-Classified/Exmt Hrly | | $24,910.34 | ($24,910.34) |
| 622110 | Staff Benefits-Classified <51%/Ret | | $121.20 | ($121.20) |
| 623100 | Staff Benefits-Faculty | | $247,498.62 | ($247,498.62) |
| **Total Benefits** | | | **$272,530.16** | **($272,530.16)** |
| 717000 | Budget Pool-Contracted Services | | $1,500.00 | ($1,500.00) |
| 730000 | Budget Pool-Supplies | | $4,200.00 | ($4,200.00) |
| 740000 | Budget Pool-Travel | | $18,500.00 | ($18,500.00) |
| 750000 | Budget Pool-Info & Communications | | $2,726.00 | ($2,726.00) |
| 760000 | Budget Pool-Maintenance & Repair | | $276.00 | ($276.00) |
| 774100 | Data Processing Equipmnt Use-Intrnl | | $195,454.35 | ($195,454.35) |
| 777000 | Budget Pool-Other Miscellaneous | | $750.00 | ($750.00) |
| **Total Operation** | | | **$223,406.35** | **($223,406.35)** |
| **Net Contribution (use) of Unallocated General: 232300** | | | **$1,525,732.54** | **($1,525,732.54)** |

Report Package: Operating Ledger
report created by: Cats

Dec 4, 2007 3:42:57 PM

# BUDGET REPORT

Organization: 232302

Report Name: Budget Report by Account

Su/Adj Fac&GA/GTA-Political Science

Fiscal Year: 2007-08

| ACCOUNT | ACCOUNT_DESC | Revenue Dollars | Expense Dollars | Net Contribution |
|---|---|---|---|---|
| 615000 | Faculty-Other Budget Pool | | $9,534.00 | ($9,534.00) |
| 615300 | Faculty-Summer | | $14,678.00 | ($14,678.00) |
| 615400 | Graduate Teaching Assistants | | $15,450.00 | ($15,450.00) |
| **Total Personnel Services** | | | **$39,662.00** | **($39,662.00)** |
| 623200 | Staff Benefits-Faculty Part Time | | $3,195.98 | ($3,195.98) |
| **Total Benefits** | | | **$3,195.98** | **($3,195.98)** |
| 773440 | Waivers-GTA Academic In State | | $18,957.12 | ($18,957.12) |
| 773460 | Waivers-GTA Summer In State | | $10,828.48 | ($10,828.48) |
| 774100 | Data Processing Equipmnt Use-Intrnl | | $203.43 | ($203.43) |
| **Total Operation** | | | **$29,989.03** | **($29,989.03)** |
| **Net Contribution (use) of Unallocated General: 232302** | | | **$72,847.01** | **($72,847.01)** |

Report Package: Operating Ledger

report created by: Cats

Dec 4, 2007 3:42:57 PM

# BUDGET REPORT

Organization: SOC55
Sociology & Anthropology

Report Name: Budget Report by Account

Fiscal Year: 2007-08

| ACCOUNT | ACCOUNT_DESC | Revenue Dollars | Expense Dollars | Net Contribution |
|---|---|---|---|---|
| 612000 | Classified-Budget Pool | | $22,661.43 | ($22,661.43) |
| 614000 | Faculty-Budget Pool | | $1,027,910.77 | ($1,027,910.77) |
| 615000 | Faculty-Other Budget Pool | | $15,343.00 | ($15,343.00) |
| 615300 | Faculty-Summer | | $40,013.00 | ($40,013.00) |
| 615400 | Graduate Teaching Assistants | | $6,139.10 | ($6,139.10) |
| 616000 | Student Wages-Budget Pool | | $6,606.00 | ($6,606.00) |
| **Total Personnel Services** | | | **$1,118,673.30** | **($1,118,673.30)** |
| 622100 | Staff Benefits-Classified/Exmt Hrly | | $10,537.56 | ($10,537.56) |
| 623100 | Staff Benefits-Faculty | | $263,145.16 | ($263,145.16) |
| 623200 | Staff Benefits-Faculty Part Time | | $7,306.99 | ($7,306.99) |
| **Total Benefits** | | | **$280,989.71** | **($280,989.71)** |
| 717000 | Budget Pool-Contracted Services | | $500.00 | ($500.00) |
| 730000 | Budget Pool-Supplies | | $6,079.00 | ($6,079.00) |
| 740000 | Budget Pool-Travel | | $396.00 | ($396.00) |
| 750000 | Budget Pool-Info & Communications | | $2,840.00 | ($2,840.00) |
| 760000 | Budget Pool-Maintenance & Repair | | $600.00 | ($600.00) |
| 773440 | Waivers-GTA Academic In State | | $8,941.92 | ($8,941.92) |
| 773460 | Waivers-GTA Summer In State | | $5,107.44 | ($5,107.44) |
| 774100 | Data Processing Equipmnt Use-Intrnl | | $86,386.03 | ($86,386.03) |
| 777000 | Budget Pool-Other Miscellaneous | | $400.00 | ($400.00) |
| **Total Operation** | | | **$111,250.39** | **($111,250.39)** |
| **Net Contribution (use) of Unallocated General: SOC55** | | | **$1,510,913.40** | **($1,510,913.40)** |

Report Package: Operating Ledger
report created by: Cats

Dec 4, 2007 3:39:05 PM

# BUDGET REPORT

Organization: SOC555
Sociology & Anthropology

Report Name: Budget Report by Account

Fiscal Year: 2007-08

| ACCOUNT | ACCOUNT_DESC | Revenue Dollars | Expense Dollars | Net Contribution |
|---|---|---|---|---|
| 612000 | Classified-Budget Pool | | $22,661.43 | ($22,661.43) |
| 614000 | Faculty-Budget Pool | | $1,027,910.77 | ($1,027,910.77) |
| 615000 | Faculty-Other Budget Pool | | $15,343.00 | ($15,343.00) |
| 615300 | Faculty-Summer | | $40,013.00 | ($40,013.00) |
| 615400 | Graduate Teaching Assistants | | $6,139.10 | ($6,139.10) |
| 616000 | Student Wages-Budget Pool | | $6,606.00 | ($6,606.00) |
| **Total Personnel Services** | | | **$1,118,673.30** | **($1,118,673.30)** |
| 622100 | Staff Benefits-Classified/Exmt Hrly | | $10,537.56 | ($10,537.56) |
| 623100 | Staff Benefits-Faculty | | $263,145.16 | ($263,145.16) |
| 623200 | Staff Benefits-Faculty Part Time | | $7,306.99 | ($7,306.99) |
| **Total Benefits** | | | **$280,989.71** | **($280,989.71)** |
| 717000 | Budget Pool-Contracted Services | | $500.00 | ($500.00) |
| 730000 | Budget Pool-Supplies | | $6,079.00 | ($6,079.00) |
| 740000 | Budget Pool-Travel | | $396.00 | ($396.00) |
| 750000 | Budget Pool-Info & Communications | | $2,840.00 | ($2,840.00) |
| 760000 | Budget Pool-Maintenance & Repair | | $600.00 | ($600.00) |
| 773440 | Waivers-GTA Academic In State | | $8,941.92 | ($8,941.92) |
| 773460 | Waivers-GTA Summer In State | | $5,107.44 | ($5,107.44) |
| 774100 | Data Processing Equipmnt Use-Intrnl | | $86,386.03 | ($86,386.03) |
| 777000 | Budget Pool-Other Miscellaneous | | $400.00 | ($400.00) |
| **Total Operation** | | | **$111,250.39** | **($111,250.39)** |
| **Net Contribution (use) of Unallocated General: SOC555** | | | **$1,510,913.40** | **($1,510,913.40)** |

Report Package: Operating Ledger
report created by: Cats

Dec 4, 2007 3:40:50 PM

# BUDGET REPORT

Organization: 232600
Sociology & Anthropology

Report Name: Budget Report by Account

Fiscal Year: 2007-08

| ACCOUNT | ACCOUNT_DESC | Revenue Dollars | Expense Dollars | Net Contribution |
|---|---|---|---|---|
| 612000 | Classified-Budget Pool | | $22,661.43 | ($22,661.43) |
| 614000 | Faculty-Budget Pool | | $1,027,910.77 | ($1,027,910.77) |
| 616000 | Student Wages-Budget Pool | | $6,606.00 | ($6,606.00) |
| **Total Personnel Services** | | | **$1,057,178.20** | **($1,057,178.20)** |
| 622100 | Staff Benefits-Classified/Exmt Hrly | | $10,537.56 | ($10,537.56) |
| 623100 | Staff Benefits-Faculty | | $263,145.16 | ($263,145.16) |
| **Total Benefits** | | | **$273,682.72** | **($273,682.72)** |
| 717000 | Budget Pool-Contracted Services | | $500.00 | ($500.00) |
| 730000 | Budget Pool-Supplies | | $6,079.00 | ($6,079.00) |
| 740000 | Budget Pool-Travel | | $396.00 | ($396.00) |
| 750000 | Budget Pool-Info & Communications | | $2,840.00 | ($2,840.00) |
| 760000 | Budget Pool-Maintenance & Repair | | $600.00 | ($600.00) |
| 774100 | Data Processing Equipmnt Use-Intrnl | | $86,060.54 | ($86,060.54) |
| 777000 | Budget Pool-Other Miscellaneous | | $400.00 | ($400.00) |
| **Total Operation** | | | **$96,875.54** | **($96,875.54)** |
| **Net Contribution (use) of Unallocated General: 232600** | | | **$1,427,736.46** | **($1,427,736.46)** |

Report Package: Operating Ledger
report created by: Cats

Dec 4, 2007 3:42:57 PM

# BUDGET REPORT

Organization: 232602

Report Name: Budget Report by Account

Su/Adj Fac & GA/GTA-Sociology/Anthr

Fiscal Year: 2007-08

| ACCOUNT | ACCOUNT_DESC | Revenue Dollars | Expense Dollars | Net Contribution |
|---|---|---|---|---|
| 615000 | Faculty-Other Budget Pool | | $15,343.00 | ($15,343.00) |
| 615300 | Faculty-Summer | | $40,013.00 | ($40,013.00) |
| 615400 | Graduate Teaching Assistants | | $6,139.10 | ($6,139.10) |
| **Total Personnel Services** | | | **$61,495.10** | **($61,495.10)** |
| 623200 | Staff Benefits-Faculty Part Time | | $7,306.99 | ($7,306.99) |
| **Total Benefits** | | | **$7,306.99** | **($7,306.99)** |
| 773440 | Waivers-GTA Academic In State | | $8,941.92 | ($8,941.92) |
| 773460 | Waivers-GTA Summer In State | | $5,107.44 | ($5,107.44) |
| 774100 | Data Processing Equipmnt Use-Intrnl | | $325.49 | ($325.49) |
| **Total Operation** | | | **$14,374.85** | **($14,374.85)** |
| **Net Contribution (use) of Unallocated General: 232602** | | | **$83,176.94** | **($83,176.94)** |

Report Package: Operating Ledger

report created by: Cats

Dec 4, 2007 3:42:57 PM

# BUDGET REPORT

Organization: SOW55
Social Work

Report Name: Budget Report by Account

Fiscal Year: 2007-08

| ACCOUNT | ACCOUNT_DESC | Revenue Dollars | Expense Dollars | Net Contribution |
|---|---|---|---|---|
| 612000 | Classified-Budget Pool | | $32,713.13 | ($32,713.13) |
| 614000 | Faculty-Budget Pool | | $379,242.41 | ($379,242.41) |
| 615000 | Faculty-Other Budget Pool | | $1,315.00 | ($1,315.00) |
| 615300 | Faculty-Summer | | $7,630.00 | ($7,630.00) |
| 616000 | Student Wages-Budget Pool | | $1,888.00 | ($1,888.00) |
| **Total Personnel Services** | | | **$422,788.54** | **($422,788.54)** |
| 622100 | Staff Benefits-Classified/Exmt Hrly | | $15,211.61 | ($15,211.61) |
| 623100 | Staff Benefits-Faculty | | $97,086.05 | ($97,086.05) |
| 623200 | Staff Benefits-Faculty Part Time | | $1,180.74 | ($1,180.74) |
| **Total Benefits** | | | **$113,478.40** | **($113,478.40)** |
| 730000 | Budget Pool-Supplies | | $1,353.00 | ($1,353.00) |
| 737930 | Cost Recovery-Supplies | | ($8,916.53) | $8,916.53 |
| 740000 | Budget Pool-Travel | | $4,850.00 | ($4,850.00) |
| 750000 | Budget Pool-Info & Communications | | $5,826.00 | ($5,826.00) |
| 760000 | Budget Pool-Maintenance & Repair | | $216.00 | ($216.00) |
| 774100 | Data Processing Equipmnt Use-Intrnl | | $57,631.16 | ($57,631.16) |
| 777000 | Budget Pool-Other Miscellaneous | | $359.00 | ($359.00) |
| **Total Operation** | | | **$61,318.63** | **($61,318.63)** |
| **Net Contribution (use) of Unallocated General: SOW55** | | | **$597,585.57** | **($597,585.57)** |

Report Package: Operating Ledger
report created by: Cats

Dec 4, 2007 3:39:05 PM

# BUDGET REPORT

Organization: SOW555
Social Work

Report Name: Budget Report by Account

Fiscal Year: 2007-08

| ACCOUNT | ACCOUNT_DESC | Revenue Dollars | Expense Dollars | Net Contribution |
|---|---|---|---|---|
| 612000 | Classified-Budget Pool | | $32,713.13 | ($32,713.13) |
| 614000 | Faculty-Budget Pool | | $379,242.41 | ($379,242.41) |
| 615000 | Faculty-Other Budget Pool | | $1,315.00 | ($1,315.00) |
| 615300 | Faculty-Summer | | $7,630.00 | ($7,630.00) |
| 616000 | Student Wages-Budget Pool | | $1,888.00 | ($1,888.00) |
| **Total Personnel Services** | | | **$422,788.54** | **($422,788.54)** |
| 622100 | Staff Benefits-Classified/Exmt Hrly | | $15,211.61 | ($15,211.61) |
| 623100 | Staff Benefits-Faculty | | $97,086.05 | ($97,086.05) |
| 623200 | Staff Benefits-Faculty Part Time | | $1,180.74 | ($1,180.74) |
| **Total Benefits** | | | **$113,478.40** | **($113,478.40)** |
| 730000 | Budget Pool-Supplies | | $1,353.00 | ($1,353.00) |
| 737930 | Cost Recovery-Supplies | | ($8,916.53) | $8,916.53 |
| 740000 | Budget Pool-Travel | | $4,850.00 | ($4,850.00) |
| 750000 | Budget Pool-Info & Communications | | $5,826.00 | ($5,826.00) |
| 760000 | Budget Pool-Maintenance & Repair | | $216.00 | ($216.00) |
| 774100 | Data Processing Equipmnt Use-Intrnl | | $57,631.16 | ($57,631.16) |
| 777000 | Budget Pool-Other Miscellaneous | | $359.00 | ($359.00) |
| **Total Operation** | | | **$61,318.63** | **($61,318.63)** |
| **Net Contribution (use) of Unallocated General: SOW555** | | | **$597,585.57** | **($597,585.57)** |

Report Package: Operating Ledger
report created by: Cats

Dec 4, 2007 3:40:50 PM

# BUDGET REPORT

Organization: 232500
Social Work

Report Name: Budget Report by Account

Fiscal Year: 2007-08

| ACCOUNT | ACCOUNT_DESC | Revenue Dollars | Expense Dollars | Net Contribution |
|---|---|---|---|---|
| 612000 | Classified-Budget Pool | | $27,264.15 | ($27,264.15) |
| 614000 | Faculty-Budget Pool | | $379,242.41 | ($379,242.41) |
| 616000 | Student Wages-Budget Pool | | $1,888.00 | ($1,888.00) |
| **Total Personnel Services** | | | **$408,394.56** | **($408,394.56)** |
| 622100 | Staff Benefits-Classified/Exmt Hrly | | $12,677.83 | ($12,677.83) |
| 623100 | Staff Benefits-Faculty | | $97,086.05 | ($97,086.05) |
| **Total Benefits** | | | **$109,763.88** | **($109,763.88)** |
| 730000 | Budget Pool-Supplies | | $1,353.00 | ($1,353.00) |
| 740000 | Budget Pool-Travel | | $4,850.00 | ($4,850.00) |
| 750000 | Budget Pool-Info & Communications | | $5,826.00 | ($5,826.00) |
| 760000 | Budget Pool-Maintenance & Repair | | $216.00 | ($216.00) |
| 774100 | Data Processing Equipmnt Use-Intrnl | | $57,533.04 | ($57,533.04) |
| 777000 | Budget Pool-Other Miscellaneous | | $250.00 | ($250.00) |
| **Total Operation** | | | **$70,028.04** | **($70,028.04)** |
| **Net Contribution (use) of Unallocated General: 232500** | | | **$588,186.48** | **($588,186.48)** |

Report Package: Operating Ledger
report created by: Cats

Dec 4, 2007 3:42:57 PM

# BUDGET REPORT

Organization: 232502

Report Name: Budget Report by Account

Summer/Adj Fac & GA/GTA-Social Work

Fiscal Year: 2007-08

| ACCOUNT | ACCOUNT_DESC | Revenue Dollars | Expense Dollars | Net Contribution |
|---|---|---|---|---|
| 615000 | Faculty-Other Budget Pool | | $1,315.00 | ($1,315.00) |
| 615300 | Faculty-Summer | | $7,630.00 | ($7,630.00) |
| **Total Personnel Services** | | | **$8,945.00** | **($8,945.00)** |
| 623200 | Staff Benefits-Faculty Part Time | | $1,180.74 | ($1,180.74) |
| **Total Benefits** | | | **$1,180.74** | **($1,180.74)** |
| 737930 | Cost Recovery-Supplies | | ($753.77) | $753.77 |
| 774100 | Data Processing Equipmnt Use-Intrnl | | $27.12 | ($27.12) |
| **Total Operation** | | | **($726.65)** | **$726.65** |
| **Net Contribution (use) of Unallocated General: 232502** | | | **$9,399.09** | **($9,399.09)** |

Report Package: Operating Ledger

report created by: Cats

Dec 4, 2007 3:42:57 PM

# BUDGET REPORT

Organization: 232503
R/E Social Work Continuing Ed

Report Name: Budget Report by Account

Fiscal Year: 2007-08

| ACCOUNT | ACCOUNT_DESC | Revenue Dollars | Expense Dollars | Net Contribution |
|---|---|---|---|---|
| 612000 | Classified-Budget Pool | | $5,448.98 | ($5,448.98) |
| **Total Personnel Services** | | | **$5,448.98** | **($5,448.98)** |
| 622100 | Staff Benefits-Classified/Exmt Hrly | | $2,533.78 | ($2,533.78) |
| **Total Benefits** | | | **$2,533.78** | **($2,533.78)** |
| 737930 | Cost Recovery-Supplies | | ($8,162.76) | $8,162.76 |
| 774100 | Data Processing Equipmnt Use-Intrnl | | $71.00 | ($71.00) |
| 777000 | Budget Pool-Other Miscellaneous | | $109.00 | ($109.00) |
| **Total Operation** | | | **($7,982.76)** | **$7,982.76** |
| **Net Contribution (use) of Unallocated General: 232503** | | | **$0.00** | **$0.00** |

Report Package: Operating Ledger
report created by: Cats

Dec 4, 2007 3:42:57 PM

# BUDGET REPORT

Organization: THA55
Theatre Arts

Report Name: Budget Report by Account

Fiscal Year: 2007-08

| ACCOUNT | ACCOUNT_DESC | Revenue Dollars | Expense Dollars | Net Contribution |
|---|---|---|---|---|
| 502200 | Laboratory Fees | $78,566.17 | | $78,566.17 |
| 503000 | Non-Credit Fees | $30,793.53 | | $30,793.53 |
| 505250 | Departmental Sales & Service | $240,000.00 | | $240,000.00 |
| **Total Revenue** | | **$349,359.70** | | **$349,359.70** |
| 611100 | Unclassified-Contract | | $276,604.71 | ($276,604.71) |
| 611110 | Unclassified-<51percent | | $509.21 | ($509.21) |
| 612000 | Classified-Budget Pool | | $54,348.24 | ($54,348.24) |
| 612200 | NonExempt Unclassified Hourly | | $23,905.61 | ($23,905.61) |
| 614000 | Faculty-Budget Pool | | $1,488,456.91 | ($1,488,456.91) |
| 615000 | Faculty-Other Budget Pool | | $91,132.00 | ($91,132.00) |
| 615300 | Faculty-Summer | | $1,402.00 | ($1,402.00) |
| 616000 | Student Wages-Budget Pool | | $39,042.00 | ($39,042.00) |
| **Total Personnel Services** | | | **$1,975,400.68** | **($1,975,400.68)** |
| 621100 | Staff Benefits-Unclassified | | $114,944.81 | ($114,944.81) |
| 622100 | Staff Benefits-Classified/Exmt Hrly | | $25,815.01 | ($25,815.01) |
| 623100 | Staff Benefits-Faculty | | $381,044.98 | ($381,044.98) |
| 623200 | Staff Benefits-Faculty Part Time | | $12,214.49 | ($12,214.49) |
| **Total Benefits** | | | **$534,019.29** | **($534,019.29)** |
| 717000 | Budget Pool-Contracted Services | | $15,960.17 | ($15,960.17) |
| 730000 | Budget Pool-Supplies | | $140,773.28 | ($140,773.28) |
| 740000 | Budget Pool-Travel | | $23,800.00 | ($23,800.00) |
| 750000 | Budget Pool-Info & Communications | | $58,250.00 | ($58,250.00) |
| 760000 | Budget Pool-Maintenance & Repair | | $6,849.00 | ($6,849.00) |
| 774100 | Data Processing Equipmnt Use-Intrnl | | $119,090.47 | ($119,090.47) |
| 775000 | Budget Pool-Equipment Rental Charge | | $2,000.00 | ($2,000.00) |
| 777000 | Budget Pool-Other Miscellaneous | | $20,923.86 | ($20,923.86) |
| **Total Operation** | | | **$387,646.78** | **($387,646.78)** |
| 879890 | Earning Support/Trsf-Credit | | ($18,316.99) | $18,316.99 |
| **Total Transfers** | | | **($18,316.99)** | **$18,316.99** |
| **Net Contribution (use) of Unallocated General: THA55** | | **$349,359.70** | **$2,878,749.76** | **($2,529,390.06)** |

Report Package: Operating Ledger
report created by: Cats

Dec 4, 2007 3:39:05 PM

# BUDGET REPORT

Organization: THA555
Theatre Arts

Report Name: Budget Report by Account

Fiscal Year: 2007-08

| ACCOUNT | ACCOUNT_DESC | Revenue Dollars | Expense Dollars | Net Contribution |
|---|---|---|---|---|
| 502200 | Laboratory Fees | $78,566.17 | | $78,566.17 |
| 503000 | Non-Credit Fees | $30,793.53 | | $30,793.53 |
| 505250 | Departmental Sales & Service | $240,000.00 | | $240,000.00 |
| **Total Revenue** | | **$349,359.70** | | **$349,359.70** |
| 611100 | Unclassified-Contract | | $276,604.71 | ($276,604.71) |
| 611110 | Unclassified-<51percent | | $509.21 | ($509.21) |
| 612000 | Classified-Budget Pool | | $54,348.24 | ($54,348.24) |
| 612200 | NonExempt Unclassified Hourly | | $23,905.61 | ($23,905.61) |
| 614000 | Faculty-Budget Pool | | $1,488,456.91 | ($1,488,456.91) |
| 615000 | Faculty-Other Budget Pool | | $91,132.00 | ($91,132.00) |
| 615300 | Faculty-Summer | | $1,402.00 | ($1,402.00) |
| 616000 | Student Wages-Budget Pool | | $39,042.00 | ($39,042.00) |
| **Total Personnel Services** | | | **$1,975,400.68** | **($1,975,400.68)** |
| 621100 | Staff Benefits-Unclassified | | $114,944.81 | ($114,944.81) |
| 622100 | Staff Benefits-Classified/Exmt Hrly | | $25,815.01 | ($25,815.01) |
| 623100 | Staff Benefits-Faculty | | $381,044.98 | ($381,044.98) |
| 623200 | Staff Benefits-Faculty Part Time | | $12,214.49 | ($12,214.49) |
| **Total Benefits** | | | **$534,019.29** | **($534,019.29)** |
| 717000 | Budget Pool-Contracted Services | | $15,960.17 | ($15,960.17) |
| 730000 | Budget Pool-Supplies | | $140,773.28 | ($140,773.28) |
| 740000 | Budget Pool-Travel | | $23,800.00 | ($23,800.00) |
| 750000 | Budget Pool-Info & Communications | | $58,250.00 | ($58,250.00) |
| 760000 | Budget Pool-Maintenance & Repair | | $6,849.00 | ($6,849.00) |
| 774100 | Data Processing Equipmnt Use-Intrnl | | $119,090.47 | ($119,090.47) |
| 775000 | Budget Pool-Equipment Rental Charge | | $2,000.00 | ($2,000.00) |
| 777000 | Budget Pool-Other Miscellaneous | | $20,923.86 | ($20,923.86) |
| **Total Operation** | | | **$387,646.78** | **($387,646.78)** |
| 879890 | Earning Support/Trsf-Credit | | ($18,316.99) | $18,316.99 |
| **Total Transfers** | | | **($18,316.99)** | **$18,316.99** |
| **Net Contribution (use) of Unallocated General: THA555** | | **$349,359.70** | **$2,878,749.76** | **($2,529,390.06)** |

Report Package: Operating Ledger
report created by: Cats

Dec 4, 2007 3:40:50 PM

# BUDGET REPORT

Organization: 233200
Theatre Arts

Report Name: Budget Report by Account

Fiscal Year: 2007-08

| ACCOUNT | ACCOUNT_DESC | Revenue Dollars | Expense Dollars | Net Contribution |
|---|---|---|---|---|
| 611100 | Unclassified-Contract | | $257,556.68 | ($257,556.68) |
| 611110 | Unclassified-<51percent | | $509.21 | ($509.21) |
| 612000 | Classified-Budget Pool | | $54,348.24 | ($54,348.24) |
| 612200 | NonExempt Unclassified Hourly | | $707.12 | ($707.12) |
| 614000 | Faculty-Budget Pool | | $1,446,384.83 | ($1,446,384.83) |
| 616000 | Student Wages-Budget Pool | | $35,042.00 | ($35,042.00) |
| **Total Personnel Services** | | | **$1,794,548.08** | **($1,794,548.08)** |
| 621100 | Staff Benefits-Unclassified | | $98,722.15 | ($98,722.15) |
| 622100 | Staff Benefits-Classified/Exmt Hrly | | $25,815.01 | ($25,815.01) |
| 623100 | Staff Benefits-Faculty | | $370,274.52 | ($370,274.52) |
| **Total Benefits** | | | **$494,811.68** | **($494,811.68)** |
| 717000 | Budget Pool-Contracted Services | | $11,249.17 | ($11,249.17) |
| 730000 | Budget Pool-Supplies | | $9,000.00 | ($9,000.00) |
| 740000 | Budget Pool-Travel | | $6,800.00 | ($6,800.00) |
| 750000 | Budget Pool-Info & Communications | | $18,284.00 | ($18,284.00) |
| 760000 | Budget Pool-Maintenance & Repair | | $1,849.00 | ($1,849.00) |
| 774100 | Data Processing Equipmnt Use-Intrnl | | $116,486.70 | ($116,486.70) |
| **Total Operation** | | | **$163,668.87** | **($163,668.87)** |
| **Net Contribution (use) of Unallocated General: 233200** | | | **$2,453,028.63** | **($2,453,028.63)** |

Report Package: Operating Ledger
report created by: Cats

Dec 4, 2007 3:42:57 PM

# BUDGET REPORT

Organization: 233202

Report Name: Budget Report by Account

Sum/Adj Fac & GA/GTA-Theatre Arts

Fiscal Year: 2007-08

| ACCOUNT | ACCOUNT_DESC | Revenue Dollars | Expense Dollars | Net Contribution |
|---|---|---|---|---|
| 615000 | Faculty-Other Budget Pool | | $60,909.00 | ($60,909.00) |
| 615300 | Faculty-Summer | | $1,402.00 | ($1,402.00) |
| **Total Personnel Services** | | | **$62,311.00** | **($62,311.00)** |
| 623200 | Staff Benefits-Faculty Part Time | | $8,225.05 | ($8,225.05) |
| **Total Benefits** | | | **$8,225.05** | **($8,225.05)** |
| 774100 | Data Processing Equipmnt Use-Intrnl | | $1,291.77 | ($1,291.77) |
| **Total Operation** | | | **$1,291.77** | **($1,291.77)** |
| **Net Contribution (use) of Unallocated General: 233202** | | | **$71,827.82** | **($71,827.82)** |

Report Package: Operating Ledger

report created by: Cats

Dec 4, 2007 3:42:57 PM

# BUDGET REPORT

Organization: 233203

R/E Fees Film Class Private Voice

Report Name: Budget Report by Account

Fiscal Year: 2007-08

| ACCOUNT | ACCOUNT_DESC | Revenue Dollars | Expense Dollars | Net Contribution |
|---|---|---|---|---|
| 502200 | Laboratory Fees | $78,566.17 | | $78,566.17 |
| **Total Revenue** | | **$78,566.17** | | **$78,566.17** |
| 614000 | Faculty-Budget Pool | | $42,072.08 | ($42,072.08) |
| **Total Personnel Services** | | | **$42,072.08** | **($42,072.08)** |
| 623100 | Staff Benefits-Faculty | | $10,770.46 | ($10,770.46) |
| **Total Benefits** | | | **$10,770.46** | **($10,770.46)** |
| 730000 | Budget Pool-Supplies | | $5,000.00 | ($5,000.00) |
| 760000 | Budget Pool-Maintenance & Repair | | $1,000.00 | ($1,000.00) |
| 774100 | Data Processing Equipmnt Use-Intrnl | | $417.00 | ($417.00) |
| 777000 | Budget Pool-Other Miscellaneous | | $20,923.86 | ($20,923.86) |
| **Total Operation** | | | **$27,340.86** | **($27,340.86)** |
| **Net Contribution (use) of Unallocated General: 233203** | | **$78,566.17** | **$80,183.40** | **($1,617.23)** |

Report Package: Operating Ledger

report created by: Cats

Dec 4, 2007 3:42:57 PM

# BUDGET REPORT

Organization: 233204

Report Name: Budget Report by Account

R/E Theatre Preparatory Grades 9-12

Fiscal Year: 2007-08

| ACCOUNT | ACCOUNT_DESC | Revenue Dollars | Expense Dollars | Net Contribution |
|---|---|---|---|---|
| 503000 | Non-Credit Fees | $30,793.53 | | $30,793.53 |
| **Total Revenue** | | **$30,793.53** | | **$30,793.53** |
| 615000 | Faculty-Other Budget Pool | | $27,223.00 | ($27,223.00) |
| **Total Personnel Services** | | | **$27,223.00** | **($27,223.00)** |
| 623200 | Staff Benefits-Faculty Part Time | | $3,593.44 | ($3,593.44) |
| **Total Benefits** | | | **$3,593.44** | **($3,593.44)** |
| 774100 | Data Processing Equipmnt Use-Intrnl | | $576.00 | ($576.00) |
| **Total Operation** | | | **$576.00** | **($576.00)** |
| **Net Contribution (use) of Unallocated General: 233204** | | **$30,793.53** | **$31,392.44** | **($598.91)** |

Report Package: Operating Ledger

report created by: Cats

Dec 4, 2007 3:42:57 PM

# BUDGET REPORT

Organization: 233205
R/E Winter Theatre

Report Name: Budget Report by Account

Fiscal Year: 2007-08

| ACCOUNT | ACCOUNT_DESC | Revenue Dollars | Expense Dollars | Net Contribution |
|---|---|---|---|---|
| 505250 | Departmental Sales & Service | $240,000.00 | | $240,000.00 |
| **Total Revenue** | | **$240,000.00** | | **$240,000.00** |
| 611100 | Unclassified-Contract | | $19,048.03 | ($19,048.03) |
| 612200 | NonExempt Unclassified Hourly | | $23,198.49 | ($23,198.49) |
| 615000 | Faculty-Other Budget Pool | | $3,000.00 | ($3,000.00) |
| 616000 | Student Wages-Budget Pool | | $4,000.00 | ($4,000.00) |
| **Total Personnel Services** | | | **$49,246.52** | **($49,246.52)** |
| 621100 | Staff Benefits-Unclassified | | $16,222.66 | ($16,222.66) |
| 623200 | Staff Benefits-Faculty Part Time | | $396.00 | ($396.00) |
| **Total Benefits** | | | **$16,618.66** | **($16,618.66)** |
| 717000 | Budget Pool-Contracted Services | | $4,711.00 | ($4,711.00) |
| 730000 | Budget Pool-Supplies | | $126,773.28 | ($126,773.28) |
| 740000 | Budget Pool-Travel | | $17,000.00 | ($17,000.00) |
| 750000 | Budget Pool-Info & Communications | | $39,966.00 | ($39,966.00) |
| 760000 | Budget Pool-Maintenance & Repair | | $4,000.00 | ($4,000.00) |
| 774100 | Data Processing Equipmnt Use-Intrnl | | $319.00 | ($319.00) |
| 775000 | Budget Pool-Equipment Rental Charge | | $2,000.00 | ($2,000.00) |
| **Total Operation** | | | **$194,769.28** | **($194,769.28)** |
| 879890 | Earning Support/Trsf-Credit | | ($18,316.99) | $18,316.99 |
| **Total Transfers** | | | **($18,316.99)** | **$18,316.99** |
| **Net Contribution (use) of Unallocated General: 233205** | | **$240,000.00** | **$242,317.47** | **($2,317.47)** |

Report Package: Operating Ledger
report created by: Cats

Dec 4, 2007 3:42:57 PM

# BUDGET REPORT

Organization: URS55
Urban Affairs

Report Name: Budget Report by Account

Fiscal Year: 2007-08

| ACCOUNT | ACCOUNT_DESC | Revenue Dollars | Expense Dollars | Net Contribution |
|---|---|---|---|---|
| 611800 | Graduate Research Assistants | | $34,494.66 | ($34,494.66) |
| 612000 | Classified-Budget Pool | | $26,843.49 | ($26,843.49) |
| 614000 | Faculty-Budget Pool | | $395,252.56 | ($395,252.56) |
| 615300 | Faculty-Summer | | $1,090.00 | ($1,090.00) |
| 616000 | Student Wages-Budget Pool | | $1,354.00 | ($1,354.00) |
| **Total Personnel Services** | | | **$459,034.71** | **($459,034.71)** |
| 622100 | Staff Benefits-Classified/Exmt Hrly | | $12,482.22 | ($12,482.22) |
| 623100 | Staff Benefits-Faculty | | $101,184.66 | ($101,184.66) |
| 623200 | Staff Benefits-Faculty Part Time | | $143.88 | ($143.88) |
| **Total Benefits** | | | **$113,810.76** | **($113,810.76)** |
| 717000 | Budget Pool-Contracted Services | | $60.00 | ($60.00) |
| 730000 | Budget Pool-Supplies | | $2,000.00 | ($2,000.00) |
| 740000 | Budget Pool-Travel | | $4,000.00 | ($4,000.00) |
| 750000 | Budget Pool-Info & Communications | | $10,508.00 | ($10,508.00) |
| 760000 | Budget Pool-Maintenance & Repair | | $500.00 | ($500.00) |
| 773480 | Waivers-GRA Academic In State | | $35,768.72 | ($35,768.72) |
| 773500 | Waivers-GRA Summer In State | | $20,431.84 | ($20,431.84) |
| 774100 | Data Processing Equipmnt Use-Intrnl | | $18,725.62 | ($18,725.62) |
| 777000 | Budget Pool-Other Miscellaneous | | $3,583.00 | ($3,583.00) |
| **Total Operation** | | | **$95,577.18** | **($95,577.18)** |
| **Net Contribution (use) of Unallocated General: URS55** | | | **$668,422.65** | **($668,422.65)** |

Report Package: Operating Ledger
report created by: Cats

Dec 4, 2007 3:39:05 PM

# BUDGET REPORT

Organization: URS555
Urban Affairs

Report Name: Budget Report by Account

Fiscal Year: 2007-08

| ACCOUNT | ACCOUNT_DESC | Revenue Dollars | Expense Dollars | Net Contribution |
|---|---|---|---|---|
| 611800 | Graduate Research Assistants | | $34,494.66 | ($34,494.66) |
| 612000 | Classified-Budget Pool | | $26,843.49 | ($26,843.49) |
| 614000 | Faculty-Budget Pool | | $395,252.56 | ($395,252.56) |
| 615300 | Faculty-Summer | | $1,090.00 | ($1,090.00) |
| 616000 | Student Wages-Budget Pool | | $1,354.00 | ($1,354.00) |
| **Total Personnel Services** | | | **$459,034.71** | **($459,034.71)** |
| 622100 | Staff Benefits-Classified/Exmt Hrly | | $12,482.22 | ($12,482.22) |
| 623100 | Staff Benefits-Faculty | | $101,184.66 | ($101,184.66) |
| 623200 | Staff Benefits-Faculty Part Time | | $143.88 | ($143.88) |
| **Total Benefits** | | | **$113,810.76** | **($113,810.76)** |
| 717000 | Budget Pool-Contracted Services | | $60.00 | ($60.00) |
| 730000 | Budget Pool-Supplies | | $2,000.00 | ($2,000.00) |
| 740000 | Budget Pool-Travel | | $4,000.00 | ($4,000.00) |
| 750000 | Budget Pool-Info & Communications | | $10,508.00 | ($10,508.00) |
| 760000 | Budget Pool-Maintenance & Repair | | $500.00 | ($500.00) |
| 773480 | Waivers-GRA Academic In State | | $35,768.72 | ($35,768.72) |
| 773500 | Waivers-GRA Summer In State | | $20,431.84 | ($20,431.84) |
| 774100 | Data Processing Equipmnt Use-Intrnl | | $18,725.62 | ($18,725.62) |
| 777000 | Budget Pool-Other Miscellaneous | | $3,583.00 | ($3,583.00) |
| **Total Operation** | | | **$95,577.18** | **($95,577.18)** |
| **Net Contribution (use) of Unallocated General: URS555** | | | **$668,422.65** | **($668,422.65)** |

Report Package: Operating Ledger
report created by: Cats

Dec 4, 2007 3:40:50 PM

# BUDGET REPORT

Organization: 232700
Urban Affairs

Report Name: Budget Report by Account

Fiscal Year: 2007-08

| ACCOUNT | ACCOUNT_DESC | Revenue Dollars | Expense Dollars | Net Contribution |
|---|---|---|---|---|
| 612000 | Classified-Budget Pool | | $26,843.49 | ($26,843.49) |
| 614000 | Faculty-Budget Pool | | $395,252.56 | ($395,252.56) |
| 616000 | Student Wages-Budget Pool | | $1,354.00 | ($1,354.00) |
| **Total Personnel Services** | | | **$423,450.05** | **($423,450.05)** |
| 622100 | Staff Benefits-Classified/Exmt Hrly | | $12,482.22 | ($12,482.22) |
| 623100 | Staff Benefits-Faculty | | $101,184.66 | ($101,184.66) |
| **Total Benefits** | | | **$113,666.88** | **($113,666.88)** |
| 717000 | Budget Pool-Contracted Services | | $60.00 | ($60.00) |
| 730000 | Budget Pool-Supplies | | $2,000.00 | ($2,000.00) |
| 740000 | Budget Pool-Travel | | $4,000.00 | ($4,000.00) |
| 750000 | Budget Pool-Info & Communications | | $10,508.00 | ($10,508.00) |
| 760000 | Budget Pool-Maintenance & Repair | | $500.00 | ($500.00) |
| 774100 | Data Processing Equipmnt Use-Intrnl | | $18,725.62 | ($18,725.62) |
| 777000 | Budget Pool-Other Miscellaneous | | $3,583.00 | ($3,583.00) |
| **Total Operation** | | | **$39,376.62** | **($39,376.62)** |
| **Net Contribution (use) of Unallocated General: 232700** | | | **$576,493.55** | **($576,493.55)** |

Report Package: Operating Ledger
report created by: Cats

Dec 4, 2007 3:42:57 PM

# BUDGET REPORT

Organization: 232702

Report Name: Budget Report by Account

Sum/Adj Fac & GA/GTA-Urban Affairs

Fiscal Year: 2007-08

| ACCOUNT | ACCOUNT_DESC | Revenue Dollars | Expense Dollars | Net Contribution |
|---|---|---|---|---|
| 611800 | Graduate Research Assistants | | $34,494.66 | ($34,494.66) |
| 615300 | Faculty-Summer | | $1,090.00 | ($1,090.00) |
| **Total Personnel Services** | | | **$35,584.66** | **($35,584.66)** |
| 623200 | Staff Benefits-Faculty Part Time | | $143.88 | ($143.88) |
| **Total Benefits** | | | **$143.88** | **($143.88)** |
| 773480 | Waivers-GRA Academic In State | | $35,768.72 | ($35,768.72) |
| 773500 | Waivers-GRA Summer In State | | $20,431.84 | ($20,431.84) |
| **Total Operation** | | | **$56,200.56** | **($56,200.56)** |
| **Net Contribution (use) of Unallocated General: 232702** | | | **$91,929.10** | **($91,929.10)** |

Report Package: Operating Ledger

report created by: Cats

Dec 4, 2007 3:42:57 PM

# BUDGET REPORT

Organization: WMS55
Women's Studies

Report Name: Budget Report by Account

Fiscal Year: 2007-08

| ACCOUNT | ACCOUNT_DESC | Revenue Dollars | Expense Dollars | Net Contribution |
|---|---|---|---|---|
| 611100 | Unclassified-Contract | | $18,159.94 | ($18,159.94) |
| 614000 | Faculty-Budget Pool | | $2,196.63 | ($2,196.63) |
| 616000 | Student Wages-Budget Pool | | $1,000.00 | ($1,000.00) |
| **Total Personnel Services** | | | **$21,356.57** | **($21,356.57)** |
| 621100 | Staff Benefits-Unclassified | | $6,973.41 | ($6,973.41) |
| 623100 | Staff Benefits-Faculty | | $562.33 | ($562.33) |
| **Total Benefits** | | | **$7,535.74** | **($7,535.74)** |
| 730000 | Budget Pool-Supplies | | $1,000.00 | ($1,000.00) |
| 750000 | Budget Pool-Info & Communications | | $6,446.00 | ($6,446.00) |
| 774100 | Data Processing Equipmnt Use-Intrnl | | $4,939.93 | ($4,939.93) |
| 777000 | Budget Pool-Other Miscellaneous | | $1,000.00 | ($1,000.00) |
| **Total Operation** | | | **$13,385.93** | **($13,385.93)** |
| **Net Contribution (use) of Unallocated General: WMS55** | | | **$42,278.24** | **($42,278.24)** |

Report Package: Operating Ledger
report created by: Cats

Dec 4, 2007 3:39:05 PM

# BUDGET REPORT

Organization: WMS555
Women's Studies

Report Name: Budget Report by Account

Fiscal Year: 2007-08

| ACCOUNT | ACCOUNT_DESC | Revenue Dollars | Expense Dollars | Net Contribution |
|---|---|---|---|---|
| 611100 | Unclassified-Contract | | $18,159.94 | ($18,159.94) |
| 614000 | Faculty-Budget Pool | | $2,196.63 | ($2,196.63) |
| 616000 | Student Wages-Budget Pool | | $1,000.00 | ($1,000.00) |
| **Total Personnel Services** | | | **$21,356.57** | **($21,356.57)** |
| 621100 | Staff Benefits-Unclassified | | $6,973.41 | ($6,973.41) |
| 623100 | Staff Benefits-Faculty | | $562.33 | ($562.33) |
| **Total Benefits** | | | **$7,535.74** | **($7,535.74)** |
| 730000 | Budget Pool-Supplies | | $1,000.00 | ($1,000.00) |
| 750000 | Budget Pool-Info & Communications | | $6,446.00 | ($6,446.00) |
| 774100 | Data Processing Equipmnt Use-Intrnl | | $4,939.93 | ($4,939.93) |
| 777000 | Budget Pool-Other Miscellaneous | | $1,000.00 | ($1,000.00) |
| **Total Operation** | | | **$13,385.93** | **($13,385.93)** |
| **Net Contribution (use) of Unallocated General: WMS555** | | | **$42,278.24** | **($42,278.24)** |

Report Package: Operating Ledger
report created by: Cats

Dec 4, 2007 3:40:50 PM

# BUDGET REPORT

Organization: 233100
Women's Studies

Report Name: Budget Report by Account

Fiscal Year: 2007-08

| ACCOUNT | ACCOUNT_DESC | Revenue Dollars | Expense Dollars | Net Contribution |
|---|---|---|---|---|
| 611100 | Unclassified-Contract | | $18,159.94 | ($18,159.94) |
| 614000 | Faculty-Budget Pool | | $2,196.63 | ($2,196.63) |
| 616000 | Student Wages-Budget Pool | | $1,000.00 | ($1,000.00) |
| **Total Personnel Services** | | | **$21,356.57** | **($21,356.57)** |
| 621100 | Staff Benefits-Unclassified | | $6,973.41 | ($6,973.41) |
| 623100 | Staff Benefits-Faculty | | $562.33 | ($562.33) |
| **Total Benefits** | | | **$7,535.74** | **($7,535.74)** |
| 730000 | Budget Pool-Supplies | | $1,000.00 | ($1,000.00) |
| 750000 | Budget Pool-Info & Communications | | $6,446.00 | ($6,446.00) |
| 774100 | Data Processing Equipmnt Use-Intrnl | | $4,939.93 | ($4,939.93) |
| 777000 | Budget Pool-Other Miscellaneous | | $1,000.00 | ($1,000.00) |
| **Total Operation** | | | **$13,385.93** | **($13,385.93)** |
| **Net Contribution (use) of Unallocated General: 233100** | | | **$42,278.24** | **($42,278.24)** |

Report Package: Operating Ledger
report created by: Cats

Dec 4, 2007 3:42:57 PM

# BUDGET DETAIL

# H. Provost (cont'd)

## Raj Soin College of Business

# BUDGET REPORT

Organization: RSCB
Raj Soin College of Business

Report Name: Budget Report by Account

Fiscal Year: 2007-08

| ACCOUNT | ACCOUNT_DESC | Revenue Dollars | Expense Dollars | Net Contribution |
|---|---|---|---|---|
| 611100 | Unclassified-Contract | | $573,948.86 | ($573,948.86) |
| 611109 | Unclassified-Vacancy Credit BgtPool | | $16,626.75 | ($16,626.75) |
| 611500 | Graduate Assistants | | $250,837.61 | ($250,837.61) |
| 612000 | Classified-Budget Pool | | $444,065.80 | ($444,065.80) |
| 612200 | NonExempt Unclassified Hourly | | $76,145.82 | ($76,145.82) |
| 612255 | NonExempt Unclassified Hourly <51% | | $791.71 | ($791.71) |
| 614000 | Faculty-Budget Pool | | $7,143,582.24 | ($7,143,582.24) |
| 614100 | Faculty-Academic Year | | $20,419.54 | ($20,419.54) |
| 614109 | Faculty-Vacancy Credit Budget Pool | | $32,941.96 | ($32,941.96) |
| 614200 | Faculty-Fiscal Year | | $4,372.48 | ($4,372.48) |
| 615000 | Faculty-Other Budget Pool | | $115,315.00 | ($115,315.00) |
| 615200 | Faculty-Overload | | $91,019.06 | ($91,019.06) |
| 615300 | Faculty-Summer | | $646,306.00 | ($646,306.00) |
| 616000 | Student Wages-Budget Pool | | $75,143.00 | ($75,143.00) |
| **Total Personnel Services** | | | **$9,491,515.83** | **($9,491,515.83)** |
| 621100 | Staff Benefits-Unclassified | | $249,550.51 | ($249,550.51) |
| 622100 | Staff Benefits-Classified/Exmt Hrly | | $206,490.91 | ($206,490.91) |
| 622110 | Staff Benefits-Classified <51%/Ret | | $118.76 | ($118.76) |
| 623100 | Staff Benefits-Faculty | | $1,829,807.60 | ($1,829,807.60) |
| 623200 | Staff Benefits-Faculty Part Time | | $112,548.50 | ($112,548.50) |
| **Total Benefits** | | | **$2,398,516.28** | **($2,398,516.28)** |
| 717000 | Budget Pool-Contracted Services | | $33,362.81 | ($33,362.81) |
| 730000 | Budget Pool-Supplies | | $96,093.00 | ($96,093.00) |
| 740000 | Budget Pool-Travel | | $136,500.00 | ($136,500.00) |
| 750000 | Budget Pool-Info & Communications | | $193,053.00 | ($193,053.00) |
| 773000 | Budget Pool-Scholarships&Fellowshps | | $40,630.00 | ($40,630.00) |
| 773400 | Waivers-GA Academic In State | | $347,115.60 | ($347,115.60) |
| 773420 | Waivers-GA Summer In State | | $198,278.08 | ($198,278.08) |
| 774100 | Data Processing Equipmnt Use-Intrnl | | $951,841.92 | ($951,841.92) |
| 777000 | Budget Pool-Other Miscellaneous | | $250,461.08 | ($250,461.08) |
| **Total Operation** | | | **$2,247,335.49** | **($2,247,335.49)** |
| **Net Contribution (use) of Unallocated General: RSCB** | | | **$14,137,367.60** | **($14,137,367.60)** |

Report Package: Operating Ledger
report created by: Cats

Dec 4, 2007 3:36:33 PM

# BUDGET REPORT

Organization: ACC55
Accountancy

Report Name: Budget Report by Account

Fiscal Year: 2007-08

| ACCOUNT | ACCOUNT_DESC | Revenue Dollars | Expense Dollars | Net Contribution |
|---|---|---|---|---|
| 611500 | Graduate Assistants | | $29,646.85 | ($29,646.85) |
| 612000 | Classified-Budget Pool | | $59,208.46 | ($59,208.46) |
| 614000 | Faculty-Budget Pool | | $1,152,726.23 | ($1,152,726.23) |
| 615000 | Faculty-Other Budget Pool | | $14,247.00 | ($14,247.00) |
| 615300 | Faculty-Summer | | $123,706.00 | ($123,706.00) |
| 616000 | Student Wages-Budget Pool | | $4,054.00 | ($4,054.00) |
| Total Personnel Services | | | $1,383,588.54 | ($1,383,588.54) |
| 622100 | Staff Benefits-Classified/Exmt Hrly | | $27,531.93 | ($27,531.93) |
| 623100 | Staff Benefits-Faculty | | $295,097.92 | ($295,097.92) |
| 623200 | Staff Benefits-Faculty Part Time | | $18,209.80 | ($18,209.80) |
| Total Benefits | | | $340,839.65 | ($340,839.65) |
| 730000 | Budget Pool-Supplies | | $6,500.00 | ($6,500.00) |
| 740000 | Budget Pool-Travel | | $16,500.00 | ($16,500.00) |
| 750000 | Budget Pool-Info & Communications | | $15,500.00 | ($15,500.00) |
| 773400 | Waivers-GA Academic In State | | $35,768.72 | ($35,768.72) |
| 773420 | Waivers-GA Summer In State | | $20,431.84 | ($20,431.84) |
| 774100 | Data Processing Equipmnt Use-Intrnl | | $139,914.91 | ($139,914.91) |
| 777000 | Budget Pool-Other Miscellaneous | | $1,000.00 | ($1,000.00) |
| Total Operation | | | $235,615.47 | ($235,615.47) |
| Net Contribution (use) of Unallocated General: ACC55 | | | $1,960,043.66 | ($1,960,043.66) |

Report Package: Operating Ledger
report created by: Cats

Dec 4, 2007 3:39:05 PM

# BUDGET REPORT

Organization: ACC555
Accountancy

Report Name: Budget Report by Account

Fiscal Year: 2007-08

| ACCOUNT | ACCOUNT_DESC | Revenue Dollars | Expense Dollars | Net Contribution |
|---|---|---|---|---|
| 611500 | Graduate Assistants | | $29,646.85 | ($29,646.85) |
| 612000 | Classified-Budget Pool | | $59,208.46 | ($59,208.46) |
| 614000 | Faculty-Budget Pool | | $1,152,726.23 | ($1,152,726.23) |
| 615000 | Faculty-Other Budget Pool | | $14,247.00 | ($14,247.00) |
| 615300 | Faculty-Summer | | $123,706.00 | ($123,706.00) |
| 616000 | Student Wages-Budget Pool | | $4,054.00 | ($4,054.00) |
| **Total Personnel Services** | | | **$1,383,588.54** | **($1,383,588.54)** |
| 622100 | Staff Benefits-Classified/Exmt Hrly | | $27,531.93 | ($27,531.93) |
| 623100 | Staff Benefits-Faculty | | $295,097.92 | ($295,097.92) |
| 623200 | Staff Benefits-Faculty Part Time | | $18,209.80 | ($18,209.80) |
| **Total Benefits** | | | **$340,839.65** | **($340,839.65)** |
| 730000 | Budget Pool-Supplies | | $6,500.00 | ($6,500.00) |
| 740000 | Budget Pool-Travel | | $16,500.00 | ($16,500.00) |
| 750000 | Budget Pool-Info & Communications | | $15,500.00 | ($15,500.00) |
| 773400 | Waivers-GA Academic In State | | $35,768.72 | ($35,768.72) |
| 773420 | Waivers-GA Summer In State | | $20,431.84 | ($20,431.84) |
| 774100 | Data Processing Equipmnt Use-Intrnl | | $139,914.91 | ($139,914.91) |
| 777000 | Budget Pool-Other Miscellaneous | | $1,000.00 | ($1,000.00) |
| **Total Operation** | | | **$235,615.47** | **($235,615.47)** |
| **Net Contribution (use) of Unallocated General: ACC555** | | | **$1,960,043.66** | **($1,960,043.66)** |

Report Package: Operating Ledger
report created by: Cats

Dec 4, 2007 3:40:50 PM

# BUDGET REPORT

Organization: 241000
Accountancy

Report Name: Budget Report by Account

Fiscal Year: 2007-08

| ACCOUNT | ACCOUNT_DESC | Revenue Dollars | Expense Dollars | Net Contribution |
|---|---|---|---|---|
| 611500 | Graduate Assistants | | $29,646.85 | ($29,646.85) |
| 612000 | Classified-Budget Pool | | $59,208.46 | ($59,208.46) |
| 614000 | Faculty-Budget Pool | | $1,152,726.23 | ($1,152,726.23) |
| 615000 | Faculty-Other Budget Pool | | $14,247.00 | ($14,247.00) |
| 615300 | Faculty-Summer | | $123,706.00 | ($123,706.00) |
| 616000 | Student Wages-Budget Pool | | $4,054.00 | ($4,054.00) |
| **Total Personnel Services** | | | **$1,383,588.54** | **($1,383,588.54)** |
| 622100 | Staff Benefits-Classified/Exmt Hrly | | $27,531.93 | ($27,531.93) |
| 623100 | Staff Benefits-Faculty | | $295,097.92 | ($295,097.92) |
| 623200 | Staff Benefits-Faculty Part Time | | $18,209.80 | ($18,209.80) |
| **Total Benefits** | | | **$340,839.65** | **($340,839.65)** |
| 730000 | Budget Pool-Supplies | | $6,500.00 | ($6,500.00) |
| 740000 | Budget Pool-Travel | | $16,500.00 | ($16,500.00) |
| 750000 | Budget Pool-Info & Communications | | $15,500.00 | ($15,500.00) |
| 773400 | Waivers-GA Academic In State | | $35,768.72 | ($35,768.72) |
| 773420 | Waivers-GA Summer In State | | $20,431.84 | ($20,431.84) |
| 774100 | Data Processing Equipmnt Use-Intrnl | | $139,914.91 | ($139,914.91) |
| **Total Operation** | | | **$234,615.47** | **($234,615.47)** |
| **Net Contribution (use) of Unallocated General: 241000** | | | **$1,959,043.66** | **($1,959,043.66)** |

Report Package: Operating Ledger
report created by: Cats

Dec 4, 2007 3:42:57 PM

# BUDGET REPORT

Organization: 241003
RIF-Accountancy

Report Name: Budget Report by Account

Fiscal Year: 2007-08

| ACCOUNT | ACCOUNT_DESC | Revenue Dollars | Expense Dollars | Net Contribution |
|---|---|---|---|---|
| 777000 | Budget Pool-Other Miscellaneous | | $1,000.00 | ($1,000.00) |
| Total Operation | | | **$1,000.00** | **($1,000.00)** |
| Net Contribution (use) of Unallocated General: 241003 | | | **$1,000.00** | **($1,000.00)** |

Report Package: Operating Ledger
report created by: Cats

Dec 4, 2007 3:42:57 PM

# BUDGET REPORT

Organization: ECN55
Economics

Report Name: Budget Report by Account

Fiscal Year: 2007-08

| ACCOUNT | ACCOUNT_DESC | Revenue Dollars | Expense Dollars | Net Contribution |
|---|---|---|---|---|
| 611100 | Unclassified-Contract | | $54,889.80 | ($54,889.80) |
| 611500 | Graduate Assistants | | $41,505.59 | ($41,505.59) |
| 612000 | Classified-Budget Pool | | $62,338.37 | ($62,338.37) |
| 614000 | Faculty-Budget Pool | | $1,268,570.42 | ($1,268,570.42) |
| 615000 | Faculty-Other Budget Pool | | $14,091.00 | ($14,091.00) |
| 615300 | Faculty-Summer | | $137,138.00 | ($137,138.00) |
| 616000 | Student Wages-Budget Pool | | $3,713.00 | ($3,713.00) |
| **Total Personnel Services** | | | **$1,582,246.18** | **($1,582,246.18)** |
| 621100 | Staff Benefits-Unclassified | | $21,077.69 | ($21,077.69) |
| 622100 | Staff Benefits-Classified/Exmt Hrly | | $28,987.35 | ($28,987.35) |
| 623100 | Staff Benefits-Faculty | | $324,506.07 | ($324,506.07) |
| 623200 | Staff Benefits-Faculty Part Time | | $19,962.23 | ($19,962.23) |
| **Total Benefits** | | | **$394,533.34** | **($394,533.34)** |
| 717000 | Budget Pool-Contracted Services | | $14,838.00 | ($14,838.00) |
| 730000 | Budget Pool-Supplies | | $9,000.00 | ($9,000.00) |
| 740000 | Budget Pool-Travel | | $19,500.00 | ($19,500.00) |
| 750000 | Budget Pool-Info & Communications | | $14,500.00 | ($14,500.00) |
| 773400 | Waivers-GA Academic In State | | $62,594.48 | ($62,594.48) |
| 773420 | Waivers-GA Summer In State | | $35,755.20 | ($35,755.20) |
| 774100 | Data Processing Equipmnt Use-Intrnl | | $47,432.81 | ($47,432.81) |
| 777000 | Budget Pool-Other Miscellaneous | | $1,000.00 | ($1,000.00) |
| **Total Operation** | | | **$204,620.49** | **($204,620.49)** |
| **Net Contribution (use) of Unallocated General: ECN55** | | | **$2,181,400.01** | **($2,181,400.01)** |

Report Package: Operating Ledger
report created by: Cats

Dec 4, 2007 3:39:05 PM

# BUDGET REPORT

Organization: ECN555
Economics

Report Name: Budget Report by Account

Fiscal Year: 2007-08

| ACCOUNT | ACCOUNT_DESC | Revenue Dollars | Expense Dollars | Net Contribution |
|---|---|---|---|---|
| 611100 | Unclassified-Contract | | $54,889.80 | ($54,889.80) |
| 611500 | Graduate Assistants | | $41,505.59 | ($41,505.59) |
| 612000 | Classified-Budget Pool | | $62,338.37 | ($62,338.37) |
| 614000 | Faculty-Budget Pool | | $1,268,570.42 | ($1,268,570.42) |
| 615000 | Faculty-Other Budget Pool | | $14,091.00 | ($14,091.00) |
| 615300 | Faculty-Summer | | $137,138.00 | ($137,138.00) |
| 616000 | Student Wages-Budget Pool | | $3,713.00 | ($3,713.00) |
| **Total Personnel Services** | | | **$1,582,246.18** | **($1,582,246.18)** |
| 621100 | Staff Benefits-Unclassified | | $21,077.69 | ($21,077.69) |
| 622100 | Staff Benefits-Classified/Exmt Hrly | | $28,987.35 | ($28,987.35) |
| 623100 | Staff Benefits-Faculty | | $324,506.07 | ($324,506.07) |
| 623200 | Staff Benefits-Faculty Part Time | | $19,962.23 | ($19,962.23) |
| **Total Benefits** | | | **$394,533.34** | **($394,533.34)** |
| 717000 | Budget Pool-Contracted Services | | $14,838.00 | ($14,838.00) |
| 730000 | Budget Pool-Supplies | | $9,000.00 | ($9,000.00) |
| 740000 | Budget Pool-Travel | | $19,500.00 | ($19,500.00) |
| 750000 | Budget Pool-Info & Communications | | $14,500.00 | ($14,500.00) |
| 773400 | Waivers-GA Academic In State | | $62,594.48 | ($62,594.48) |
| 773420 | Waivers-GA Summer In State | | $35,755.20 | ($35,755.20) |
| 774100 | Data Processing Equipmnt Use-Intrnl | | $47,432.81 | ($47,432.81) |
| 777000 | Budget Pool-Other Miscellaneous | | $1,000.00 | ($1,000.00) |
| **Total Operation** | | | **$204,620.49** | **($204,620.49)** |
| **Net Contribution (use) of Unallocated General: ECN555** | | | **$2,181,400.01** | **($2,181,400.01)** |

Report Package: Operating Ledger
report created by: Cats

Dec 4, 2007 3:40:50 PM

# BUDGET REPORT

Organization: 243000
Economics

Report Name: Budget Report by Account

Fiscal Year: 2007-08

| ACCOUNT | ACCOUNT_DESC | Revenue Dollars | Expense Dollars | Net Contribution |
|---|---|---|---|---|
| 611100 | Unclassified-Contract | | $54,889.80 | ($54,889.80) |
| 611500 | Graduate Assistants | | $41,505.59 | ($41,505.59) |
| 612000 | Classified-Budget Pool | | $62,338.37 | ($62,338.37) |
| 614000 | Faculty-Budget Pool | | $1,268,570.42 | ($1,268,570.42) |
| 615000 | Faculty-Other Budget Pool | | $14,091.00 | ($14,091.00) |
| 615300 | Faculty-Summer | | $137,138.00 | ($137,138.00) |
| 616000 | Student Wages-Budget Pool | | $3,713.00 | ($3,713.00) |
| **Total Personnel Services** | | | **$1,582,246.18** | **($1,582,246.18)** |
| 621100 | Staff Benefits-Unclassified | | $21,077.69 | ($21,077.69) |
| 622100 | Staff Benefits-Classified/Exmt Hrly | | $28,987.35 | ($28,987.35) |
| 623100 | Staff Benefits-Faculty | | $324,506.07 | ($324,506.07) |
| 623200 | Staff Benefits-Faculty Part Time | | $19,962.23 | ($19,962.23) |
| **Total Benefits** | | | **$394,533.34** | **($394,533.34)** |
| 717000 | Budget Pool-Contracted Services | | $14,838.00 | ($14,838.00) |
| 730000 | Budget Pool-Supplies | | $9,000.00 | ($9,000.00) |
| 740000 | Budget Pool-Travel | | $19,500.00 | ($19,500.00) |
| 750000 | Budget Pool-Info & Communications | | $14,500.00 | ($14,500.00) |
| 773400 | Waivers-GA Academic In State | | $62,594.48 | ($62,594.48) |
| 773420 | Waivers-GA Summer In State | | $35,755.20 | ($35,755.20) |
| 774100 | Data Processing Equipmnt Use-Intrnl | | $47,432.81 | ($47,432.81) |
| **Total Operation** | | | **$203,620.49** | **($203,620.49)** |
| **Net Contribution (use) of Unallocated General: 243000** | | | **$2,180,400.01** | **($2,180,400.01)** |

Report Package: Operating Ledger
report created by: Cats

Dec 4, 2007 3:42:57 PM

# BUDGET REPORT

Organization: 243004
RIF-Economics

Report Name: Budget Report by Account

Fiscal Year: 2007-08

| ACCOUNT | ACCOUNT_DESC | Revenue Dollars | Expense Dollars | Net Contribution |
|---|---|---|---|---|
| 777000 | Budget Pool-Other Miscellaneous | | $1,000.00 | ($1,000.00) |
| Total Operation | | | **$1,000.00** | **($1,000.00)** |
| Net Contribution (use) of Unallocated General: 243004 | | | **$1,000.00** | **($1,000.00)** |

Report Package: Operating Ledger
report created by: Cats

Dec 4, 2007 3:42:57 PM

# BUDGET REPORT

Organization: ECO55
Center for Economic Education

Report Name: Budget Report by Account

Fiscal Year: 2007-08

| ACCOUNT | ACCOUNT_DESC | Revenue Dollars | Expense Dollars | Net Contribution |
|---|---|---|---|---|
| 611100 | Unclassified-Contract | | $55,939.04 | ($55,939.04) |
| 612000 | Classified-Budget Pool | | $6,491.47 | ($6,491.47) |
| **Total Personnel Services** | | | **$62,430.51** | **($62,430.51)** |
| 621100 | Staff Benefits-Unclassified | | $21,480.59 | ($21,480.59) |
| 622100 | Staff Benefits-Classified/Exmt Hrly | | $3,018.54 | ($3,018.54) |
| **Total Benefits** | | | **$24,499.13** | **($24,499.13)** |
| 717000 | Budget Pool-Contracted Services | | $0.00 | $0.00 |
| 730000 | Budget Pool-Supplies | | $1,500.00 | ($1,500.00) |
| 740000 | Budget Pool-Travel | | $1,500.00 | ($1,500.00) |
| 750000 | Budget Pool-Info & Communications | | $7,000.00 | ($7,000.00) |
| 773000 | Budget Pool-Scholarships&Fellowshps | | $40,630.00 | ($40,630.00) |
| 774100 | Data Processing Equipmnt Use-Intrnl | | $552.65 | ($552.65) |
| 777000 | Budget Pool-Other Miscellaneous | | $71,466.08 | ($71,466.08) |
| **Total Operation** | | | **$122,648.73** | **($122,648.73)** |
| **Net Contribution (use) of Unallocated General: ECO55** | | | **$209,578.37** | **($209,578.37)** |

Report Package: Operating Ledger
report created by: Cats

Dec 4, 2007 3:39:05 PM

# BUDGET REPORT

Organization: ECO555
Center for Economic Education

Report Name: Budget Report by Account

Fiscal Year: 2007-08

| ACCOUNT | ACCOUNT_DESC | Revenue Dollars | Expense Dollars | Net Contribution |
|---|---|---|---|---|
| 611100 | Unclassified-Contract | | $55,939.04 | ($55,939.04) |
| 612000 | Classified-Budget Pool | | $6,491.47 | ($6,491.47) |
| **Total Personnel Services** | | | **$62,430.51** | **($62,430.51)** |
| 621100 | Staff Benefits-Unclassified | | $21,480.59 | ($21,480.59) |
| 622100 | Staff Benefits-Classified/Exmt Hrly | | $3,018.54 | ($3,018.54) |
| **Total Benefits** | | | **$24,499.13** | **($24,499.13)** |
| 717000 | Budget Pool-Contracted Services | | $0.00 | $0.00 |
| 730000 | Budget Pool-Supplies | | $1,500.00 | ($1,500.00) |
| 740000 | Budget Pool-Travel | | $1,500.00 | ($1,500.00) |
| 750000 | Budget Pool-Info & Communications | | $7,000.00 | ($7,000.00) |
| 773000 | Budget Pool-Scholarships&Fellowshps | | $40,630.00 | ($40,630.00) |
| 774100 | Data Processing Equipmnt Use-Intrnl | | $552.65 | ($552.65) |
| 777000 | Budget Pool-Other Miscellaneous | | $71,466.08 | ($71,466.08) |
| **Total Operation** | | | **$122,648.73** | **($122,648.73)** |
| **Net Contribution (use) of Unallocated General: ECO555** | | | **$209,578.37** | **($209,578.37)** |

Report Package: Operating Ledger
report created by: Cats

Dec 4, 2007 3:40:50 PM

# BUDGET REPORT

Organization: 244000
R/E Ctr for Economic Education

Report Name: Budget Report by Account

Fiscal Year: 2007-08

| ACCOUNT | ACCOUNT_DESC | Revenue Dollars | Expense Dollars | Net Contribution |
|---|---|---|---|---|
| 611100 | Unclassified-Contract | | $55,939.04 | ($55,939.04) |
| 612000 | Classified-Budget Pool | | $6,491.47 | ($6,491.47) |
| **Total Personnel Services** | | | **$62,430.51** | **($62,430.51)** |
| 621100 | Staff Benefits-Unclassified | | $21,480.59 | ($21,480.59) |
| 622100 | Staff Benefits-Classified/Exmt Hrly | | $3,018.54 | ($3,018.54) |
| **Total Benefits** | | | **$24,499.13** | **($24,499.13)** |
| 717000 | Budget Pool-Contracted Services | | $0.00 | $0.00 |
| 730000 | Budget Pool-Supplies | | $1,500.00 | ($1,500.00) |
| 740000 | Budget Pool-Travel | | $1,500.00 | ($1,500.00) |
| 750000 | Budget Pool-Info & Communications | | $7,000.00 | ($7,000.00) |
| 773000 | Budget Pool-Scholarships&Fellowshps | | $40,630.00 | ($40,630.00) |
| 774100 | Data Processing Equipmnt Use-Intrnl | | $552.65 | ($552.65) |
| 777000 | Budget Pool-Other Miscellaneous | | $71,466.08 | ($71,466.08) |
| **Total Operation** | | | **$122,648.73** | **($122,648.73)** |
| **Net Contribution (use) of Unallocated General: 244000** | | | **$209,578.37** | **($209,578.37)** |

Report Package: Operating Ledger
report created by: Cats

Dec 4, 2007 3:42:57 PM

# BUDGET REPORT

Organization: FIN55
Finance & Financial Services

Report Name: Budget Report by Account

Fiscal Year: 2007-08

| ACCOUNT | ACCOUNT_DESC | Revenue Dollars | Expense Dollars | Net Contribution |
|---|---|---|---|---|
| 611500 | Graduate Assistants | | $23,717.48 | ($23,717.48) |
| 612000 | Classified-Budget Pool | | $55,076.42 | ($55,076.42) |
| 614000 | Faculty-Budget Pool | | $773,362.43 | ($773,362.43) |
| 614200 | Faculty-Fiscal Year | | $4,372.48 | ($4,372.48) |
| 615000 | Faculty-Other Budget Pool | | $17,682.00 | ($17,682.00) |
| 615300 | Faculty-Summer | | $108,807.00 | ($108,807.00) |
| 616000 | Student Wages-Budget Pool | | $6,575.00 | ($6,575.00) |
| **Total Personnel Services** | | | **$989,592.81** | **($989,592.81)** |
| 622100 | Staff Benefits-Classified/Exmt Hrly | | $25,610.53 | ($25,610.53) |
| 623100 | Staff Benefits-Faculty | | $199,100.13 | ($199,100.13) |
| 623200 | Staff Benefits-Faculty Part Time | | $16,696.55 | ($16,696.55) |
| **Total Benefits** | | | **$241,407.21** | **($241,407.21)** |
| 730000 | Budget Pool-Supplies | | $6,593.00 | ($6,593.00) |
| 740000 | Budget Pool-Travel | | $10,500.00 | ($10,500.00) |
| 750000 | Budget Pool-Info & Communications | | $26,841.00 | ($26,841.00) |
| 773400 | Waivers-GA Academic In State | | $30,891.12 | ($30,891.12) |
| 773420 | Waivers-GA Summer In State | | $17,645.68 | ($17,645.68) |
| 774100 | Data Processing Equipmnt Use-Intrnl | | $66,711.07 | ($66,711.07) |
| 777000 | Budget Pool-Other Miscellaneous | | $1,000.00 | ($1,000.00) |
| **Total Operation** | | | **$160,181.87** | **($160,181.87)** |
| **Net Contribution (use) of Unallocated General: FIN55** | | | **$1,391,181.89** | **($1,391,181.89)** |

Report Package: Operating Ledger
report created by: Cats

Dec 4, 2007 3:39:05 PM

# BUDGET REPORT

Organization: FIN555
Finance & Financial Services

Report Name: Budget Report by Account

Fiscal Year: 2007-08

| ACCOUNT | ACCOUNT_DESC | Revenue Dollars | Expense Dollars | Net Contribution |
|---|---|---|---|---|
| 611500 | Graduate Assistants | | $23,717.48 | ($23,717.48) |
| 612000 | Classified-Budget Pool | | $55,076.42 | ($55,076.42) |
| 614000 | Faculty-Budget Pool | | $773,362.43 | ($773,362.43) |
| 614200 | Faculty-Fiscal Year | | $4,372.48 | ($4,372.48) |
| 615000 | Faculty-Other Budget Pool | | $17,682.00 | ($17,682.00) |
| 615300 | Faculty-Summer | | $108,807.00 | ($108,807.00) |
| 616000 | Student Wages-Budget Pool | | $6,575.00 | ($6,575.00) |
| **Total Personnel Services** | | | **$989,592.81** | **($989,592.81)** |
| 622100 | Staff Benefits-Classified/Exmt Hrly | | $25,610.53 | ($25,610.53) |
| 623100 | Staff Benefits-Faculty | | $199,100.13 | ($199,100.13) |
| 623200 | Staff Benefits-Faculty Part Time | | $16,696.55 | ($16,696.55) |
| **Total Benefits** | | | **$241,407.21** | **($241,407.21)** |
| 730000 | Budget Pool-Supplies | | $6,593.00 | ($6,593.00) |
| 740000 | Budget Pool-Travel | | $10,500.00 | ($10,500.00) |
| 750000 | Budget Pool-Info & Communications | | $26,841.00 | ($26,841.00) |
| 773400 | Waivers-GA Academic In State | | $30,891.12 | ($30,891.12) |
| 773420 | Waivers-GA Summer In State | | $17,645.68 | ($17,645.68) |
| 774100 | Data Processing Equipmnt Use-Intrnl | | $66,711.07 | ($66,711.07) |
| 777000 | Budget Pool-Other Miscellaneous | | $1,000.00 | ($1,000.00) |
| **Total Operation** | | | **$160,181.87** | **($160,181.87)** |
| **Net Contribution (use) of Unallocated General: FIN555** | | | **$1,391,181.89** | **($1,391,181.89)** |

Report Package: Operating Ledger
report created by: Cats

Dec 4, 2007 3:40:50 PM

# BUDGET REPORT

Organization: 242000
Finance

Report Name: Budget Report by Account

Fiscal Year: 2007-08

| ACCOUNT | ACCOUNT_DESC | Revenue Dollars | Expense Dollars | Net Contribution |
|---|---|---|---|---|
| 611500 | Graduate Assistants | | $23,717.48 | ($23,717.48) |
| 612000 | Classified-Budget Pool | | $55,076.42 | ($55,076.42) |
| 614000 | Faculty-Budget Pool | | $773,362.43 | ($773,362.43) |
| 614200 | Faculty-Fiscal Year | | $4,372.48 | ($4,372.48) |
| 615000 | Faculty-Other Budget Pool | | $17,682.00 | ($17,682.00) |
| 615300 | Faculty-Summer | | $108,807.00 | ($108,807.00) |
| 616000 | Student Wages-Budget Pool | | $6,575.00 | ($6,575.00) |
| **Total Personnel Services** | | | **$989,592.81** | **($989,592.81)** |
| 622100 | Staff Benefits-Classified/Exmt Hrly | | $25,610.53 | ($25,610.53) |
| 623100 | Staff Benefits-Faculty | | $199,100.13 | ($199,100.13) |
| 623200 | Staff Benefits-Faculty Part Time | | $16,696.55 | ($16,696.55) |
| **Total Benefits** | | | **$241,407.21** | **($241,407.21)** |
| 730000 | Budget Pool-Supplies | | $6,593.00 | ($6,593.00) |
| 740000 | Budget Pool-Travel | | $10,500.00 | ($10,500.00) |
| 750000 | Budget Pool-Info & Communications | | $26,841.00 | ($26,841.00) |
| 773400 | Waivers-GA Academic In State | | $30,891.12 | ($30,891.12) |
| 773420 | Waivers-GA Summer In State | | $17,645.68 | ($17,645.68) |
| 774100 | Data Processing Equipmnt Use-Intrnl | | $66,711.07 | ($66,711.07) |
| **Total Operation** | | | **$159,181.87** | **($159,181.87)** |
| **Net Contribution (use) of Unallocated General: 242000** | | | **$1,390,181.89** | **($1,390,181.89)** |

Report Package: Operating Ledger
report created by: Cats

Dec 4, 2007 3:42:57 PM

# BUDGET REPORT

Organization: 242003
RIF-Finance

Report Name: Budget Report by Account

Fiscal Year: 2007-08

| ACCOUNT | ACCOUNT_DESC | Revenue Dollars | Expense Dollars | Net Contribution |
|---|---|---|---|---|
| 777000 | Budget Pool-Other Miscellaneous | | $1,000.00 | ($1,000.00) |
| Total Operation | | | **$1,000.00** | **($1,000.00)** |
| Net Contribution (use) of Unallocated General: 242003 | | | **$1,000.00** | **($1,000.00)** |

Report Package: Operating Ledger
report created by: Cats

Dec 4, 2007 3:42:57 PM

# BUDGET REPORT

Organization: ISO55

Report Name: Budget Report by Account

Information Systems & Operatns Mgmt

Fiscal Year: 2007-08

| ACCOUNT | ACCOUNT_DESC | Revenue Dollars | Expense Dollars | Net Contribution |
|---|---|---|---|---|
| 611500 | Graduate Assistants | | $41,505.59 | ($41,505.59) |
| 612000 | Classified-Budget Pool | | $56,145.79 | ($56,145.79) |
| 614000 | Faculty-Budget Pool | | $1,329,813.83 | ($1,329,813.83) |
| 615000 | Faculty-Other Budget Pool | | $10,224.00 | ($10,224.00) |
| 615300 | Faculty-Summer | | $108,575.00 | ($108,575.00) |
| 616000 | Student Wages-Budget Pool | | $7,221.00 | ($7,221.00) |
| Total Personnel Services | | | $1,553,485.21 | ($1,553,485.21) |
| 622100 | Staff Benefits-Classified/Exmt Hrly | | $26,107.79 | ($26,107.79) |
| 623100 | Staff Benefits-Faculty | | $340,525.52 | ($340,525.52) |
| 623200 | Staff Benefits-Faculty Part Time | | $15,681.47 | ($15,681.47) |
| Total Benefits | | | $382,314.78 | ($382,314.78) |
| 730000 | Budget Pool-Supplies | | $9,000.00 | ($9,000.00) |
| 740000 | Budget Pool-Travel | | $22,500.00 | ($22,500.00) |
| 750000 | Budget Pool-Info & Communications | | $14,000.00 | ($14,000.00) |
| 773400 | Waivers-GA Academic In State | | $64,491.44 | ($64,491.44) |
| 773420 | Waivers-GA Summer In State | | $36,838.88 | ($36,838.88) |
| 774100 | Data Processing Equipmnt Use-Intrnl | | $69,260.71 | ($69,260.71) |
| 777000 | Budget Pool-Other Miscellaneous | | $1,000.00 | ($1,000.00) |
| Total Operation | | | $217,091.03 | ($217,091.03) |
| Net Contribution (use) of Unallocated General: ISO55 | | | $2,152,891.02 | ($2,152,891.02) |

Report Package: Operating Ledger

report created by: Cats

Dec 4, 2007 3:39:05 PM

# BUDGET REPORT

Organization: ISO555
Information Systems & Operatns Mgmt

Report Name: Budget Report by Account

Fiscal Year: 2007-08

| ACCOUNT | ACCOUNT_DESC | Revenue Dollars | Expense Dollars | Net Contribution |
|---|---|---|---|---|
| 611500 | Graduate Assistants | | $41,505.59 | ($41,505.59) |
| 612000 | Classified-Budget Pool | | $56,145.79 | ($56,145.79) |
| 614000 | Faculty-Budget Pool | | $1,329,813.83 | ($1,329,813.83) |
| 615000 | Faculty-Other Budget Pool | | $10,224.00 | ($10,224.00) |
| 615300 | Faculty-Summer | | $108,575.00 | ($108,575.00) |
| 616000 | Student Wages-Budget Pool | | $7,221.00 | ($7,221.00) |
| **Total Personnel Services** | | | **$1,553,485.21** | **($1,553,485.21)** |
| 622100 | Staff Benefits-Classified/Exmt Hrly | | $26,107.79 | ($26,107.79) |
| 623100 | Staff Benefits-Faculty | | $340,525.52 | ($340,525.52) |
| 623200 | Staff Benefits-Faculty Part Time | | $15,681.47 | ($15,681.47) |
| **Total Benefits** | | | **$382,314.78** | **($382,314.78)** |
| 730000 | Budget Pool-Supplies | | $9,000.00 | ($9,000.00) |
| 740000 | Budget Pool-Travel | | $22,500.00 | ($22,500.00) |
| 750000 | Budget Pool-Info & Communications | | $14,000.00 | ($14,000.00) |
| 773400 | Waivers-GA Academic In State | | $64,491.44 | ($64,491.44) |
| 773420 | Waivers-GA Summer In State | | $36,838.88 | ($36,838.88) |
| 774100 | Data Processing Equipmnt Use-Intrnl | | $69,260.71 | ($69,260.71) |
| 777000 | Budget Pool-Other Miscellaneous | | $1,000.00 | ($1,000.00) |
| **Total Operation** | | | **$217,091.03** | **($217,091.03)** |
| **Net Contribution (use) of Unallocated General: ISO555** | | | **$2,152,891.02** | **($2,152,891.02)** |

Report Package: Operating Ledger
report created by: Cats

Dec 4, 2007 3:40:50 PM

# BUDGET REPORT

Organization: 246000

Report Name: Budget Report by Account

Information Systems & Operatns Mgmt

Fiscal Year: 2007-08

| ACCOUNT | ACCOUNT_DESC | Revenue Dollars | Expense Dollars | Net Contribution |
|---|---|---|---|---|
| 611500 | Graduate Assistants | | $41,505.59 | ($41,505.59) |
| 612000 | Classified-Budget Pool | | $56,145.79 | ($56,145.79) |
| 614000 | Faculty-Budget Pool | | $1,329,813.83 | ($1,329,813.83) |
| 615000 | Faculty-Other Budget Pool | | $10,224.00 | ($10,224.00) |
| 615300 | Faculty-Summer | | $108,575.00 | ($108,575.00) |
| 616000 | Student Wages-Budget Pool | | $7,221.00 | ($7,221.00) |
| **Total Personnel Services** | | | **$1,553,485.21** | **($1,553,485.21)** |
| 622100 | Staff Benefits-Classified/Exmt Hrly | | $26,107.79 | ($26,107.79) |
| 623100 | Staff Benefits-Faculty | | $340,525.52 | ($340,525.52) |
| 623200 | Staff Benefits-Faculty Part Time | | $15,681.47 | ($15,681.47) |
| **Total Benefits** | | | **$382,314.78** | **($382,314.78)** |
| 730000 | Budget Pool-Supplies | | $9,000.00 | ($9,000.00) |
| 740000 | Budget Pool-Travel | | $22,500.00 | ($22,500.00) |
| 750000 | Budget Pool-Info & Communications | | $14,000.00 | ($14,000.00) |
| 773400 | Waivers-GA Academic In State | | $64,491.44 | ($64,491.44) |
| 773420 | Waivers-GA Summer In State | | $36,838.88 | ($36,838.88) |
| 774100 | Data Processing Equipmnt Use-Intrnl | | $69,260.71 | ($69,260.71) |
| **Total Operation** | | | **$216,091.03** | **($216,091.03)** |
| **Net Contribution (use) of Unallocated General: 246000** | | | **$2,151,891.02** | **($2,151,891.02)** |

Report Package: Operating Ledger

report created by: Cats

Dec 4, 2007 3:42:57 PM

# BUDGET REPORT

Organization: 246003

Report Name: Budget Report by Account

RIF-Information Sys & Operatns Mgt

Fiscal Year: 2007-08

| ACCOUNT | ACCOUNT_DESC | Revenue Dollars | Expense Dollars | Net Contribution |
|---|---|---|---|---|
| 777000 | Budget Pool-Other Miscellaneous | | $1,000.00 | ($1,000.00) |
| Total Operation | | | **$1,000.00** | **($1,000.00)** |
| Net Contribution (use) of Unallocated General: 246003 | | | **$1,000.00** | **($1,000.00)** |

Report Package: Operating Ledger

report created by: Cats

Dec 4, 2007 3:42:57 PM

# BUDGET REPORT

Organization: MGT55
Management

Report Name: Budget Report by Account

Fiscal Year: 2007-08

| ACCOUNT | ACCOUNT_DESC | Revenue Dollars | Expense Dollars | Net Contribution |
|---|---|---|---|---|
| 611500 | Graduate Assistants | | $35,576.22 | ($35,576.22) |
| 612000 | Classified-Budget Pool | | $65,926.71 | ($65,926.71) |
| 614000 | Faculty-Budget Pool | | $1,246,616.74 | ($1,246,616.74) |
| 615000 | Faculty-Other Budget Pool | | $26,849.00 | ($26,849.00) |
| 615300 | Faculty-Summer | | $102,458.00 | ($102,458.00) |
| 616000 | Student Wages-Budget Pool | | $4,799.00 | ($4,799.00) |
| **Total Personnel Services** | | | **$1,482,225.67** | **($1,482,225.67)** |
| 622100 | Staff Benefits-Classified/Exmt Hrly | | $30,655.92 | ($30,655.92) |
| 623100 | Staff Benefits-Faculty | | $319,133.88 | ($319,133.88) |
| 623200 | Staff Benefits-Faculty Part Time | | $17,068.52 | ($17,068.52) |
| **Total Benefits** | | | **$366,858.32** | **($366,858.32)** |
| 730000 | Budget Pool-Supplies | | $6,500.00 | ($6,500.00) |
| 740000 | Budget Pool-Travel | | $18,000.00 | ($18,000.00) |
| 750000 | Budget Pool-Info & Communications | | $14,000.00 | ($14,000.00) |
| 773400 | Waivers-GA Academic In State | | $74,452.56 | ($74,452.56) |
| 773420 | Waivers-GA Summer In State | | $42,389.36 | ($42,389.36) |
| 774100 | Data Processing Equipmnt Use-Intrnl | | $130,784.34 | ($130,784.34) |
| 777000 | Budget Pool-Other Miscellaneous | | $1,000.00 | ($1,000.00) |
| **Total Operation** | | | **$287,126.26** | **($287,126.26)** |
| **Net Contribution (use) of Unallocated General: MGT55** | | | **$2,136,210.25** | **($2,136,210.25)** |

Report Package: Operating Ledger
report created by: Cats

Dec 4, 2007 3:39:05 PM

# BUDGET REPORT

Organization: MGT555
Management

Report Name: Budget Report by Account

Fiscal Year: 2007-08

| ACCOUNT | ACCOUNT_DESC | Revenue Dollars | Expense Dollars | Net Contribution |
|---|---|---|---|---|
| 611500 | Graduate Assistants | | $35,576.22 | ($35,576.22) |
| 612000 | Classified-Budget Pool | | $65,926.71 | ($65,926.71) |
| 614000 | Faculty-Budget Pool | | $1,246,616.74 | ($1,246,616.74) |
| 615000 | Faculty-Other Budget Pool | | $26,849.00 | ($26,849.00) |
| 615300 | Faculty-Summer | | $102,458.00 | ($102,458.00) |
| 616000 | Student Wages-Budget Pool | | $4,799.00 | ($4,799.00) |
| **Total Personnel Services** | | | **$1,482,225.67** | **($1,482,225.67)** |
| 622100 | Staff Benefits-Classified/Exmt Hrly | | $30,655.92 | ($30,655.92) |
| 623100 | Staff Benefits-Faculty | | $319,133.88 | ($319,133.88) |
| 623200 | Staff Benefits-Faculty Part Time | | $17,068.52 | ($17,068.52) |
| **Total Benefits** | | | **$366,858.32** | **($366,858.32)** |
| 730000 | Budget Pool-Supplies | | $6,500.00 | ($6,500.00) |
| 740000 | Budget Pool-Travel | | $18,000.00 | ($18,000.00) |
| 750000 | Budget Pool-Info & Communications | | $14,000.00 | ($14,000.00) |
| 773400 | Waivers-GA Academic In State | | $74,452.56 | ($74,452.56) |
| 773420 | Waivers-GA Summer In State | | $42,389.36 | ($42,389.36) |
| 774100 | Data Processing Equipmnt Use-Intrnl | | $130,784.34 | ($130,784.34) |
| 777000 | Budget Pool-Other Miscellaneous | | $1,000.00 | ($1,000.00) |
| **Total Operation** | | | **$287,126.26** | **($287,126.26)** |
| **Net Contribution (use) of Unallocated General: MGT555** | | | **$2,136,210.25** | **($2,136,210.25)** |

Report Package: Operating Ledger
report created by: Cats

Dec 4, 2007 3:40:50 PM

# BUDGET REPORT

Organization: 245000
Management

Report Name: Budget Report by Account

Fiscal Year: 2007-08

| ACCOUNT | ACCOUNT_DESC | Revenue Dollars | Expense Dollars | Net Contribution |
|---|---|---|---|---|
| 611500 | Graduate Assistants | | $35,576.22 | ($35,576.22) |
| 612000 | Classified-Budget Pool | | $65,926.71 | ($65,926.71) |
| 614000 | Faculty-Budget Pool | | $1,246,616.74 | ($1,246,616.74) |
| 615000 | Faculty-Other Budget Pool | | $26,849.00 | ($26,849.00) |
| 615300 | Faculty-Summer | | $102,458.00 | ($102,458.00) |
| 616000 | Student Wages-Budget Pool | | $4,799.00 | ($4,799.00) |
| **Total Personnel Services** | | | **$1,482,225.67** | **($1,482,225.67)** |
| 622100 | Staff Benefits-Classified/Exmt Hrly | | $30,655.92 | ($30,655.92) |
| 623100 | Staff Benefits-Faculty | | $319,133.88 | ($319,133.88) |
| 623200 | Staff Benefits-Faculty Part Time | | $17,068.52 | ($17,068.52) |
| **Total Benefits** | | | **$366,858.32** | **($366,858.32)** |
| 730000 | Budget Pool-Supplies | | $6,500.00 | ($6,500.00) |
| 740000 | Budget Pool-Travel | | $18,000.00 | ($18,000.00) |
| 750000 | Budget Pool-Info & Communications | | $14,000.00 | ($14,000.00) |
| 773400 | Waivers-GA Academic In State | | $74,452.56 | ($74,452.56) |
| 773420 | Waivers-GA Summer In State | | $42,389.36 | ($42,389.36) |
| 774100 | Data Processing Equipmnt Use-Intrnl | | $130,784.34 | ($130,784.34) |
| **Total Operation** | | | **$286,126.26** | **($286,126.26)** |
| **Net Contribution (use) of Unallocated General: 245000** | | | **$2,135,210.25** | **($2,135,210.25)** |

Report Package: Operating Ledger
report created by: Cats

Dec 4, 2007 3:42:57 PM

# BUDGET REPORT

Organization: 245003
RIF-Management

Report Name: Budget Report by Account

Fiscal Year: 2007-08

| ACCOUNT | ACCOUNT_DESC | Revenue Dollars | Expense Dollars | Net Contribution |
|---|---|---|---|---|
| 777000 | Budget Pool-Other Miscellaneous | | $1,000.00 | ($1,000.00) |
| Total Operation | | | **$1,000.00** | **($1,000.00)** |
| Net Contribution (use) of Unallocated General: 245003 | | | **$1,000.00** | **($1,000.00)** |

Report Package: Operating Ledger
report created by: Cats

Dec 4, 2007 3:42:57 PM

# BUDGET REPORT

Organization: MKT55
Marketing

Report Name: Budget Report by Account

Fiscal Year: 2007-08

| ACCOUNT | ACCOUNT_DESC | Revenue Dollars | Expense Dollars | Net Contribution |
|---|---|---|---|---|
| 611500 | Graduate Assistants | | $17,788.11 | ($17,788.11) |
| 612000 | Classified-Budget Pool | | $48,814.27 | ($48,814.27) |
| 614000 | Faculty-Budget Pool | | $794,794.09 | ($794,794.09) |
| 614100 | Faculty-Academic Year | | $20,419.54 | ($20,419.54) |
| 615000 | Faculty-Other Budget Pool | | $13,699.00 | ($13,699.00) |
| 615300 | Faculty-Summer | | $69,181.00 | ($69,181.00) |
| 616000 | Student Wages-Budget Pool | | $1,982.00 | ($1,982.00) |
| **Total Personnel Services** | | | **$966,678.01** | **($966,678.01)** |
| 622100 | Staff Benefits-Classified/Exmt Hrly | | $22,698.64 | ($22,698.64) |
| 623100 | Staff Benefits-Faculty | | $203,467.29 | ($203,467.29) |
| 623200 | Staff Benefits-Faculty Part Time | | $10,940.16 | ($10,940.16) |
| **Total Benefits** | | | **$237,106.09** | **($237,106.09)** |
| 730000 | Budget Pool-Supplies | | $7,000.00 | ($7,000.00) |
| 740000 | Budget Pool-Travel | | $12,000.00 | ($12,000.00) |
| 750000 | Budget Pool-Info & Communications | | $14,000.00 | ($14,000.00) |
| 773400 | Waivers-GA Academic In State | | $28,180.88 | ($28,180.88) |
| 773420 | Waivers-GA Summer In State | | $16,097.12 | ($16,097.12) |
| 774100 | Data Processing Equipmnt Use-Intrnl | | $102,033.09 | ($102,033.09) |
| 777000 | Budget Pool-Other Miscellaneous | | $1,000.00 | ($1,000.00) |
| **Total Operation** | | | **$180,311.09** | **($180,311.09)** |
| **Net Contribution (use) of Unallocated General: MKT55** | | | **$1,384,095.19** | **($1,384,095.19)** |

Report Package: Operating Ledger
report created by: Cats

Dec 4, 2007 3:39:05 PM

# BUDGET REPORT

Organization: MKT555
Marketing

Report Name: Budget Report by Account

Fiscal Year: 2007-08

| ACCOUNT | ACCOUNT_DESC | Revenue Dollars | Expense Dollars | Net Contribution |
|---|---|---|---|---|
| 611500 | Graduate Assistants | | $17,788.11 | ($17,788.11) |
| 612000 | Classified-Budget Pool | | $48,814.27 | ($48,814.27) |
| 614000 | Faculty-Budget Pool | | $794,794.09 | ($794,794.09) |
| 614100 | Faculty-Academic Year | | $20,419.54 | ($20,419.54) |
| 615000 | Faculty-Other Budget Pool | | $13,699.00 | ($13,699.00) |
| 615300 | Faculty-Summer | | $69,181.00 | ($69,181.00) |
| 616000 | Student Wages-Budget Pool | | $1,982.00 | ($1,982.00) |
| **Total Personnel Services** | | | **$966,678.01** | **($966,678.01)** |
| 622100 | Staff Benefits-Classified/Exmt Hrly | | $22,698.64 | ($22,698.64) |
| 623100 | Staff Benefits-Faculty | | $203,467.29 | ($203,467.29) |
| 623200 | Staff Benefits-Faculty Part Time | | $10,940.16 | ($10,940.16) |
| **Total Benefits** | | | **$237,106.09** | **($237,106.09)** |
| 730000 | Budget Pool-Supplies | | $7,000.00 | ($7,000.00) |
| 740000 | Budget Pool-Travel | | $12,000.00 | ($12,000.00) |
| 750000 | Budget Pool-Info & Communications | | $14,000.00 | ($14,000.00) |
| 773400 | Waivers-GA Academic In State | | $28,180.88 | ($28,180.88) |
| 773420 | Waivers-GA Summer In State | | $16,097.12 | ($16,097.12) |
| 774100 | Data Processing Equipmnt Use-Intrnl | | $102,033.09 | ($102,033.09) |
| 777000 | Budget Pool-Other Miscellaneous | | $1,000.00 | ($1,000.00) |
| **Total Operation** | | | **$180,311.09** | **($180,311.09)** |
| **Net Contribution (use) of Unallocated General: MKT555** | | | **$1,384,095.19** | **($1,384,095.19)** |

Report Package: Operating Ledger
report created by: Cats

Dec 4, 2007 3:40:50 PM

# BUDGET REPORT

Organization: 247000
Marketing

Report Name: Budget Report by Account

Fiscal Year: 2007-08

| ACCOUNT | ACCOUNT_DESC | Revenue Dollars | Expense Dollars | Net Contribution |
|---|---|---|---|---|
| 611500 | Graduate Assistants | | $17,788.11 | ($17,788.11) |
| 612000 | Classified-Budget Pool | | $48,814.27 | ($48,814.27) |
| 614000 | Faculty-Budget Pool | | $794,794.09 | ($794,794.09) |
| 614100 | Faculty-Academic Year | | $20,419.54 | ($20,419.54) |
| 615000 | Faculty-Other Budget Pool | | $13,699.00 | ($13,699.00) |
| 615300 | Faculty-Summer | | $69,181.00 | ($69,181.00) |
| 616000 | Student Wages-Budget Pool | | $1,982.00 | ($1,982.00) |
| **Total Personnel Services** | | | **$966,678.01** | **($966,678.01)** |
| 622100 | Staff Benefits-Classified/Exmt Hrly | | $22,698.64 | ($22,698.64) |
| 623100 | Staff Benefits-Faculty | | $203,467.29 | ($203,467.29) |
| 623200 | Staff Benefits-Faculty Part Time | | $10,940.16 | ($10,940.16) |
| **Total Benefits** | | | **$237,106.09** | **($237,106.09)** |
| 730000 | Budget Pool-Supplies | | $7,000.00 | ($7,000.00) |
| 740000 | Budget Pool-Travel | | $12,000.00 | ($12,000.00) |
| 750000 | Budget Pool-Info & Communications | | $14,000.00 | ($14,000.00) |
| 773400 | Waivers-GA Academic In State | | $28,180.88 | ($28,180.88) |
| 773420 | Waivers-GA Summer In State | | $16,097.12 | ($16,097.12) |
| 774100 | Data Processing Equipmnt Use-Intrnl | | $102,033.09 | ($102,033.09) |
| **Total Operation** | | | **$179,311.09** | **($179,311.09)** |
| **Net Contribution (use) of Unallocated General: 247000** | | | **$1,383,095.19** | **($1,383,095.19)** |

Report Package: Operating Ledger
report created by: Cats

Dec 4, 2007 3:42:57 PM

# BUDGET REPORT

Organization: 247003
RIF-Marketing

Report Name: Budget Report by Account

Fiscal Year: 2007-08

| ACCOUNT | ACCOUNT_DESC | Revenue Dollars | Expense Dollars | Net Contribution |
|---|---|---|---|---|
| 777000 | Budget Pool-Other Miscellaneous | | $1,000.00 | ($1,000.00) |
| Total Operation | | | **$1,000.00** | **($1,000.00)** |
| Net Contribution (use) of Unallocated General: 247003 | | | **$1,000.00** | **($1,000.00)** |

Report Package: Operating Ledger
report created by: Cats

Dec 4, 2007 3:42:57 PM

# BUDGET REPORT

Organization: RSCB5

Report Name: Budget Report by Account

Raj Soin College of Business Admin

Fiscal Year: 2007-08

| ACCOUNT | ACCOUNT_DESC | Revenue Dollars | Expense Dollars | Net Contribution |
|---|---|---|---|---|
| 611100 | Unclassified-Contract | | $463,120.02 | ($463,120.02) |
| 611109 | Unclassified-Vacancy Credit BgtPool | | $16,626.75 | ($16,626.75) |
| 611500 | Graduate Assistants | | $61,097.77 | ($61,097.77) |
| 612000 | Classified-Budget Pool | | $90,064.31 | ($90,064.31) |
| 612200 | NonExempt Unclassified Hourly | | $76,145.82 | ($76,145.82) |
| 612255 | NonExempt Unclassified Hourly <51% | | $791.71 | ($791.71) |
| 614000 | Faculty-Budget Pool | | $577,698.50 | ($577,698.50) |
| 614109 | Faculty-Vacancy Credit Budget Pool | | $32,941.96 | ($32,941.96) |
| 615000 | Faculty-Other Budget Pool | | $18,523.00 | ($18,523.00) |
| 615200 | Faculty-Overload | | $91,019.06 | ($91,019.06) |
| 615300 | Faculty-Summer | | ($3,559.00) | $3,559.00 |
| 616000 | Student Wages-Budget Pool | | $46,799.00 | ($46,799.00) |
| **Total Personnel Services** | | | **$1,471,268.90** | **($1,471,268.90)** |
| 621100 | Staff Benefits-Unclassified | | $206,992.23 | ($206,992.23) |
| 622100 | Staff Benefits-Classified/Exmt Hrly | | $41,880.21 | ($41,880.21) |
| 622110 | Staff Benefits-Classified <51%/Ret | | $118.76 | ($118.76) |
| 623100 | Staff Benefits-Faculty | | $147,976.79 | ($147,976.79) |
| 623200 | Staff Benefits-Faculty Part Time | | $13,989.77 | ($13,989.77) |
| **Total Benefits** | | | **$410,957.76** | **($410,957.76)** |
| 717000 | Budget Pool-Contracted Services | | $18,524.81 | ($18,524.81) |
| 730000 | Budget Pool-Supplies | | $50,000.00 | ($50,000.00) |
| 740000 | Budget Pool-Travel | | $36,000.00 | ($36,000.00) |
| 750000 | Budget Pool-Info & Communications | | $87,212.00 | ($87,212.00) |
| 773400 | Waivers-GA Academic In State | | $50,736.40 | ($50,736.40) |
| 773420 | Waivers-GA Summer In State | | $29,120.00 | ($29,120.00) |
| 774100 | Data Processing Equipmnt Use-Intrnl | | $395,152.34 | ($395,152.34) |
| 777000 | Budget Pool-Other Miscellaneous | | $172,995.00 | ($172,995.00) |
| **Total Operation** | | | **$839,740.55** | **($839,740.55)** |
| **Net Contribution (use) of Unallocated General: RSCB5** | | | **$2,721,967.21** | **($2,721,967.21)** |

Report Package: Operating Ledger

report created by: Cats

Dec 4, 2007 3:39:05 PM

# BUDGET REPORT

Organization: RSCB51

Report Name: Budget Report by Account

Raj Soin College of Business Admin

Fiscal Year: 2007-08

| ACCOUNT | ACCOUNT_DESC | Revenue Dollars | Expense Dollars | Net Contribution |
|---|---|---|---|---|
| 611100 | Unclassified-Contract | | $463,120.02 | ($463,120.02) |
| 611109 | Unclassified-Vacancy Credit BgtPool | | $16,626.75 | ($16,626.75) |
| 611500 | Graduate Assistants | | $61,097.77 | ($61,097.77) |
| 612000 | Classified-Budget Pool | | $90,064.31 | ($90,064.31) |
| 612200 | NonExempt Unclassified Hourly | | $76,145.82 | ($76,145.82) |
| 612255 | NonExempt Unclassified Hourly <51% | | $791.71 | ($791.71) |
| 614000 | Faculty-Budget Pool | | $567,698.50 | ($567,698.50) |
| 614109 | Faculty-Vacancy Credit Budget Pool | | $32,941.96 | ($32,941.96) |
| 615000 | Faculty-Other Budget Pool | | $18,523.00 | ($18,523.00) |
| 615300 | Faculty-Summer | | ($3,559.00) | $3,559.00 |
| 616000 | Student Wages-Budget Pool | | $46,799.00 | ($46,799.00) |
| **Total Personnel Services** | | | **$1,370,249.84** | **($1,370,249.84)** |
| 621100 | Staff Benefits-Unclassified | | $206,992.23 | ($206,992.23) |
| 622100 | Staff Benefits-Classified/Exmt Hrly | | $41,880.21 | ($41,880.21) |
| 622110 | Staff Benefits-Classified <51%/Ret | | $118.76 | ($118.76) |
| 623100 | Staff Benefits-Faculty | | $145,416.79 | ($145,416.79) |
| 623200 | Staff Benefits-Faculty Part Time | | $1,975.25 | ($1,975.25) |
| **Total Benefits** | | | **$396,383.24** | **($396,383.24)** |
| 717000 | Budget Pool-Contracted Services | | $18,524.81 | ($18,524.81) |
| 730000 | Budget Pool-Supplies | | $50,000.00 | ($50,000.00) |
| 740000 | Budget Pool-Travel | | $36,000.00 | ($36,000.00) |
| 750000 | Budget Pool-Info & Communications | | $87,212.00 | ($87,212.00) |
| 773400 | Waivers-GA Academic In State | | $50,736.40 | ($50,736.40) |
| 773420 | Waivers-GA Summer In State | | $29,120.00 | ($29,120.00) |
| 774100 | Data Processing Equipmnt Use-Intrnl | | $394,813.29 | ($394,813.29) |
| **Total Operation** | | | **$666,406.50** | **($666,406.50)** |
| **Net Contribution (use) of Unallocated General: RSCB51** | | | **$2,433,039.58** | **($2,433,039.58)** |

Report Package: Operating Ledger

report created by: Cats

Dec 4, 2007 3:40:50 PM

# BUDGET REPORT

Organization: 240000
Dean's Office-Business Admin

Report Name: Budget Report by Account

Fiscal Year: 2007-08

| ACCOUNT | ACCOUNT_DESC | Revenue Dollars | Expense Dollars | Net Contribution |
|---|---|---|---|---|
| 611100 | Unclassified-Contract | | $463,120.02 | ($463,120.02) |
| 611109 | Unclassified-Vacancy Credit BgtPool | | $16,626.75 | ($16,626.75) |
| 611500 | Graduate Assistants | | $61,097.77 | ($61,097.77) |
| 612000 | Classified-Budget Pool | | $90,064.31 | ($90,064.31) |
| 612200 | NonExempt Unclassified Hourly | | $76,145.82 | ($76,145.82) |
| 612255 | NonExempt Unclassified Hourly <51% | | $791.71 | ($791.71) |
| 614000 | Faculty-Budget Pool | | $567,698.50 | ($567,698.50) |
| 614109 | Faculty-Vacancy Credit Budget Pool | | $32,941.96 | ($32,941.96) |
| 615000 | Faculty-Other Budget Pool | | $18,523.00 | ($18,523.00) |
| 616000 | Student Wages-Budget Pool | | $46,799.00 | ($46,799.00) |
| **Total Personnel Services** | | | **$1,373,808.84** | **($1,373,808.84)** |
| 621100 | Staff Benefits-Unclassified | | $206,992.23 | ($206,992.23) |
| 622100 | Staff Benefits-Classified/Exmt Hrly | | $41,880.21 | ($41,880.21) |
| 622110 | Staff Benefits-Classified <51%/Ret | | $118.76 | ($118.76) |
| 623100 | Staff Benefits-Faculty | | $145,416.79 | ($145,416.79) |
| 623200 | Staff Benefits-Faculty Part Time | | $2,445.04 | ($2,445.04) |
| **Total Benefits** | | | **$396,853.03** | **($396,853.03)** |
| 717000 | Budget Pool-Contracted Services | | $18,524.81 | ($18,524.81) |
| 730000 | Budget Pool-Supplies | | $50,000.00 | ($50,000.00) |
| 740000 | Budget Pool-Travel | | $36,000.00 | ($36,000.00) |
| 750000 | Budget Pool-Info & Communications | | $87,212.00 | ($87,212.00) |
| 773400 | Waivers-GA Academic In State | | $50,736.40 | ($50,736.40) |
| 773420 | Waivers-GA Summer In State | | $29,120.00 | ($29,120.00) |
| 774100 | Data Processing Equipmnt Use-Intrnl | | $394,813.29 | ($394,813.29) |
| **Total Operation** | | | **$666,406.50** | **($666,406.50)** |
| **Net Contribution (use) of Unallocated General: 240000** | | | **$2,437,068.37** | **($2,437,068.37)** |

Report Package: Operating Ledger
report created by: Cats

Dec 4, 2007 3:42:57 PM

# BUDGET REPORT

Organization: 240002
Summer Faculty RSCOB Dean

Report Name: Budget Report by Account

Fiscal Year: 2007-08

| ACCOUNT | ACCOUNT_DESC | Revenue Dollars | Expense Dollars | Net Contribution |
|---|---|---|---|---|
| 615300 | Faculty-Summer | | ($3,559.00) | $3,559.00 |
| **Total Personnel Services** | | | **($3,559.00)** | **$3,559.00** |
| 623200 | Staff Benefits-Faculty Part Time | | ($469.79) | $469.79 |
| **Total Benefits** | | | **($469.79)** | **$469.79** |
| **Net Contribution (use) of Unallocated General: 240002** | | | **($4,028.79)** | **$4,028.79** |

Report Package: Operating Ledger
report created by: Cats

Dec 4, 2007 3:42:57 PM

# BUDGET REPORT

Organization: RSCB52
Graduate Programs RSCOB

Report Name: Budget Report by Account

Fiscal Year: 2007-08

| ACCOUNT | ACCOUNT_DESC | Revenue Dollars | Expense Dollars | Net Contribution |
|---|---|---|---|---|
| 614000 | Faculty-Budget Pool | | $10,000.00 | ($10,000.00) |
| 615200 | Faculty-Overload | | $91,019.06 | ($91,019.06) |
| **Total Personnel Services** | | | **$101,019.06** | **($101,019.06)** |
| 623100 | Staff Benefits-Faculty | | $2,560.00 | ($2,560.00) |
| 623200 | Staff Benefits-Faculty Part Time | | $12,014.52 | ($12,014.52) |
| **Total Benefits** | | | **$14,574.52** | **($14,574.52)** |
| 774100 | Data Processing Equipmnt Use-Intrnl | | $339.05 | ($339.05) |
| 777000 | Budget Pool-Other Miscellaneous | | $172,995.00 | ($172,995.00) |
| **Total Operation** | | | **$173,334.05** | **($173,334.05)** |
| **Net Contribution (use) of Unallocated General: RSCB52** | | | **$288,927.63** | **($288,927.63)** |

Report Package: Operating Ledger
report created by: Cats

Dec 4, 2007 3:40:50 PM

# BUDGET REPORT

Organization: 240006
R/E MBA China Program

Report Name: Budget Report by Account

Fiscal Year: 2007-08

| ACCOUNT | ACCOUNT_DESC | Revenue Dollars | Expense Dollars | Net Contribution |
|---|---|---|---|---|
| 777000 | Budget Pool-Other Miscellaneous | | $185,685.00 | ($185,685.00) |
| Total Operation | | | **$185,685.00** | **($185,685.00)** |
| Net Contribution (use) of Unallocated General: 240006 | | | **$185,685.00** | **($185,685.00)** |

Report Package: Operating Ledger
report created by: Cats

Dec 4, 2007 3:42:57 PM

# BUDGET REPORT

Organization: 240007
R/E MS Logistics Program

Report Name: Budget Report by Account

Fiscal Year: 2007-08

| ACCOUNT | ACCOUNT_DESC | Revenue Dollars | Expense Dollars | Net Contribution |
|---|---|---|---|---|
| 614000 | Faculty-Budget Pool | | $10,000.00 | ($10,000.00) |
| **Total Personnel Services** | | | **$10,000.00** | **($10,000.00)** |
| 623100 | Staff Benefits-Faculty | | $2,560.00 | ($2,560.00) |
| **Total Benefits** | | | **$2,560.00** | **($2,560.00)** |
| 774100 | Data Processing Equipmnt Use-Intrnl | | $339.05 | ($339.05) |
| 777000 | Budget Pool-Other Miscellaneous | | ($12,690.00) | $12,690.00 |
| **Total Operation** | | | **($12,350.95)** | **$12,350.95** |
| **Net Contribution (use) of Unallocated General: 240007** | | | **$209.05** | **($209.05)** |

Report Package: Operating Ledger
report created by: Cats

Dec 4, 2007 3:42:57 PM

# BUDGET REPORT

Organization: 240009
R/E MBA Lake Campus

Report Name: Budget Report by Account

Fiscal Year: 2007-08

| ACCOUNT | ACCOUNT_DESC | Revenue Dollars | Expense Dollars | Net Contribution |
|---|---|---|---|---|
| 615200 | Faculty-Overload | | $91,019.06 | ($91,019.06) |
| **Total Personnel Services** | | | **$91,019.06** | **($91,019.06)** |
| 623200 | Staff Benefits-Faculty Part Time | | $12,014.52 | ($12,014.52) |
| **Total Benefits** | | | **$12,014.52** | **($12,014.52)** |
| **Net Contribution (use) of Unallocated General: 240009** | | | **$103,033.58** | **($103,033.58)** |

Report Package: Operating Ledger
report created by: Cats

Dec 4, 2007 3:42:57 PM

# BUDGET DETAIL

# H. Provost (cont'd)

## College of Education & Human Services

# BUDGET REPORT

Organization: CEHS
College of Educ & Human Svcs Admin

Report Name: Budget Report by Account

Fiscal Year: 2007-08

| ACCOUNT | ACCOUNT_DESC | Revenue Dollars | Expense Dollars | Net Contribution |
|---|---|---|---|---|
| 502200 | Laboratory Fees | $110,000.00 | | $110,000.00 |
| 502600 | Miscellaneous Student Fees | $40,000.00 | | $40,000.00 |
| 505250 | Departmental Sales & Service | $163,329.00 | | $163,329.00 |
| 577030 | Budget Pool-Balance CarryoverRevenu | ($28,741.66) | | ($28,741.66) |
| **Total Revenue** | | **$284,587.34** | | **$284,587.34** |
| 611100 | Unclassified-Contract | | $706,984.42 | ($706,984.42) |
| 611109 | Unclassified-Vacancy Credit BgtPool | | $0.00 | $0.00 |
| 611150 | Unclassified-Retirees | | $47,517.40 | ($47,517.40) |
| 611500 | Graduate Assistants | | $172,160.69 | ($172,160.69) |
| 612000 | Classified-Budget Pool | | $516,559.99 | ($516,559.99) |
| 612200 | NonExempt Unclassified Hourly | | $39,437.51 | ($39,437.51) |
| 614000 | Faculty-Budget Pool | | $4,517,075.71 | ($4,517,075.71) |
| 614100 | Faculty-Academic Year | | $5,252.43 | ($5,252.43) |
| 614109 | Faculty-Vacancy Credit Budget Pool | | $29,351.62 | ($29,351.62) |
| 615000 | Faculty-Other Budget Pool | | $442,281.40 | ($442,281.40) |
| 615300 | Faculty-Summer | | $968,677.00 | ($968,677.00) |
| 615304 | Faculty-Summer-Overload-AcademicFac | | $6,900.00 | ($6,900.00) |
| 616000 | Student Wages-Budget Pool | | $115,046.00 | ($115,046.00) |
| **Total Personnel Services** | | | **$7,567,244.17** | **($7,567,244.17)** |
| 621100 | Staff Benefits-Unclassified | | $267,312.25 | ($267,312.25) |
| 621110 | Staff Benefits-Unclassified<51%/Ret | | $17,272.54 | ($17,272.54) |
| 622100 | Staff Benefits-Classified/Exmt Hrly | | $260,633.19 | ($260,633.19) |
| 623100 | Staff Benefits-Faculty | | $1,156,894.92 | ($1,156,894.92) |
| 623200 | Staff Benefits-Faculty Part Time | | $186,338.79 | ($186,338.79) |
| **Total Benefits** | | | **$1,888,451.69** | **($1,888,451.69)** |
| 717000 | Budget Pool-Contracted Services | | $165,637.81 | ($165,637.81) |
| 730000 | Budget Pool-Supplies | | $206,657.70 | ($206,657.70) |
| 740000 | Budget Pool-Travel | | $164,894.24 | ($164,894.24) |
| 750000 | Budget Pool-Info & Communications | | $240,513.86 | ($240,513.86) |
| 760000 | Budget Pool-Maintenance & Repair | | $20,200.00 | ($20,200.00) |
| 773000 | Budget Pool-Scholarships&Fellowshps | | $92,076.00 | ($92,076.00) |
| 773400 | Waivers-GA Academic In State | | $219,144.64 | ($219,144.64) |
| 773420 | Waivers-GA Summer In State | | $117,480.48 | ($117,480.48) |

Report Package: Operating Ledger
report created by: Cats

Dec 4, 2007 3:36:33 PM

# BUDGET REPORT

Organization: CEHS

College of Educ & Human Svcs Admin

Report Name: Budget Report by Account

Fiscal Year: 2007-08

| ACCOUNT | ACCOUNT_DESC | Revenue Dollars | Expense Dollars | Net Contribution |
|---|---|---|---|---|
| 774100 | Data Processing Equipmnt Use-Intrnl | | $1,003,305.85 | ($1,003,305.85) |
| 777000 | Budget Pool-Other Miscellaneous | | $88,882.15 | ($88,882.15) |
| 777850 | Unrestricted Balance | | $633.04 | ($633.04) |
| 795000 | Budget Pool-Library Acquisitions | | $13,300.00 | ($13,300.00) |
| Total Operation | | | $2,332,725.77 | ($2,332,725.77) |
| 879300 | Plant O&M Cost Allocatn E&G-Debit | | $16,074.08 | ($16,074.08) |
| 879880 | Earning Support/Trsf-Debit | | $15,401.44 | ($15,401.44) |
| 879890 | Earning Support/Trsf-Credit | | ($15,401.44) | $15,401.44 |
| Total Transfers | | | $16,074.08 | ($16,074.08) |
| Net Contribution (use) of Unallocated General: CEHS | | $284,587.34 | $11,804,495.71 | ($11,519,908.37) |

Report Package: Operating Ledger

report created by: Cats

Dec 4, 2007 3:36:33 PM

# BUDGET REPORT

Organization: CEHSA

College of Educ & Human Svcs Admin

Report Name: Budget Report by Account

Fiscal Year: 2007-08

| ACCOUNT | ACCOUNT_DESC | Revenue Dollars | Expense Dollars | Net Contribution |
|---|---|---|---|---|
| 611100 | Unclassified-Contract | | $147,867.35 | ($147,867.35) |
| 611109 | Unclassified-Vacancy Credit BgtPool | | $0.00 | $0.00 |
| 612000 | Classified-Budget Pool | | $88,052.40 | ($88,052.40) |
| 614000 | Faculty-Budget Pool | | $366,066.46 | ($366,066.46) |
| 614109 | Faculty-Vacancy Credit Budget Pool | | $29,351.62 | ($29,351.62) |
| 615300 | Faculty-Summer | | $427,661.99 | ($427,661.99) |
| 616000 | Student Wages-Budget Pool | | $14,331.00 | ($14,331.00) |
| **Total Personnel Services** | | | **$1,073,330.82** | **($1,073,330.82)** |
| 621100 | Staff Benefits-Unclassified | | $56,695.10 | ($56,695.10) |
| 622100 | Staff Benefits-Classified/Exmt Hrly | | $40,944.28 | ($40,944.28) |
| 623100 | Staff Benefits-Faculty | | $93,799.00 | ($93,799.00) |
| 623200 | Staff Benefits-Faculty Part Time | | $56,451.38 | ($56,451.38) |
| **Total Benefits** | | | **$247,889.76** | **($247,889.76)** |
| 717000 | Budget Pool-Contracted Services | | $103,947.71 | ($103,947.71) |
| 730000 | Budget Pool-Supplies | | $12,676.00 | ($12,676.00) |
| 740000 | Budget Pool-Travel | | $35,500.00 | ($35,500.00) |
| 750000 | Budget Pool-Info & Communications | | $50,854.00 | ($50,854.00) |
| 760000 | Budget Pool-Maintenance & Repair | | $500.00 | ($500.00) |
| 773000 | Budget Pool-Scholarships&Fellowshps | | $11,253.00 | ($11,253.00) |
| 774100 | Data Processing Equipmnt Use-Intrnl | | $86,631.93 | ($86,631.93) |
| 777850 | Unrestricted Balance | | $633.04 | ($633.04) |
| **Total Operation** | | | **$301,995.68** | **($301,995.68)** |
| 879880 | Earning Support/Trsf-Debit | | $15,401.44 | ($15,401.44) |
| **Total Transfers** | | | **$15,401.44** | **($15,401.44)** |
| **Net Contribution (use) of Unallocated General: CEHSA** | | | **$1,638,617.70** | **($1,638,617.70)** |

Report Package: Operating Ledger

report created by: Cats

Dec 4, 2007 3:39:05 PM

# BUDGET REPORT

Organization: CEHSA5
Dean's Office-Educ & Human Svcs

Report Name: Budget Report by Account

Fiscal Year: 2007-08

| ACCOUNT | ACCOUNT_DESC | Revenue Dollars | Expense Dollars | Net Contribution |
|---|---|---|---|---|
| 611100 | Unclassified-Contract | | $147,867.35 | ($147,867.35) |
| 611109 | Unclassified-Vacancy Credit BgtPool | | $0.00 | $0.00 |
| 612000 | Classified-Budget Pool | | $88,052.40 | ($88,052.40) |
| 614000 | Faculty-Budget Pool | | $366,066.46 | ($366,066.46) |
| 614109 | Faculty-Vacancy Credit Budget Pool | | $29,351.62 | ($29,351.62) |
| 615300 | Faculty-Summer | | $427,661.99 | ($427,661.99) |
| 616000 | Student Wages-Budget Pool | | $14,331.00 | ($14,331.00) |
| **Total Personnel Services** | | | **$1,073,330.82** | **($1,073,330.82)** |
| 621100 | Staff Benefits-Unclassified | | $56,695.10 | ($56,695.10) |
| 622100 | Staff Benefits-Classified/Exmt Hrly | | $40,944.28 | ($40,944.28) |
| 623100 | Staff Benefits-Faculty | | $93,799.00 | ($93,799.00) |
| 623200 | Staff Benefits-Faculty Part Time | | $56,451.38 | ($56,451.38) |
| **Total Benefits** | | | **$247,889.76** | **($247,889.76)** |
| 717000 | Budget Pool-Contracted Services | | $103,947.71 | ($103,947.71) |
| 730000 | Budget Pool-Supplies | | $12,676.00 | ($12,676.00) |
| 740000 | Budget Pool-Travel | | $35,500.00 | ($35,500.00) |
| 750000 | Budget Pool-Info & Communications | | $50,854.00 | ($50,854.00) |
| 760000 | Budget Pool-Maintenance & Repair | | $500.00 | ($500.00) |
| 773000 | Budget Pool-Scholarships&Fellowshps | | $11,253.00 | ($11,253.00) |
| 774100 | Data Processing Equipmnt Use-Intrnl | | $86,631.93 | ($86,631.93) |
| 777850 | Unrestricted Balance | | $633.04 | ($633.04) |
| **Total Operation** | | | **$301,995.68** | **($301,995.68)** |
| 879880 | Earning Support/Trsf-Debit | | $15,401.44 | ($15,401.44) |
| **Total Transfers** | | | **$15,401.44** | **($15,401.44)** |
| **Net Contribution (use) of Unallocated General: CEHSA5** | | | **$1,638,617.70** | **($1,638,617.70)** |

Report Package: Operating Ledger
report created by: Cats

Dec 4, 2007 3:40:50 PM

# BUDGET REPORT

Organization: 250000

Report Name: Budget Report by Account

Dean's Office-Educ & Human Svcs

Fiscal Year: 2007-08

| ACCOUNT | ACCOUNT_DESC | Revenue Dollars | Expense Dollars | Net Contribution |
|---|---|---|---|---|
| 611109 | Unclassified-Vacancy Credit BgtPool | | $0.00 | $0.00 |
| 614109 | Faculty-Vacancy Credit Budget Pool | | $29,351.62 | ($29,351.62) |
| 616000 | Student Wages-Budget Pool | | $14,331.00 | ($14,331.00) |
| Total Personnel Services | | | **$43,682.62** | **($43,682.62)** |
| 717000 | Budget Pool-Contracted Services | | $103,947.71 | ($103,947.71) |
| 730000 | Budget Pool-Supplies | | $12,676.00 | ($12,676.00) |
| 740000 | Budget Pool-Travel | | $18,500.00 | ($18,500.00) |
| 750000 | Budget Pool-Info & Communications | | $44,254.00 | ($44,254.00) |
| 760000 | Budget Pool-Maintenance & Repair | | $500.00 | ($500.00) |
| Total Operation | | | **$179,877.71** | **($179,877.71)** |
| Net Contribution (use) of Unallocated General: 250000 | | | **$223,560.33** | **($223,560.33)** |

Report Package: Operating Ledger

report created by: Cats

Dec 4, 2007 3:42:57 PM

# BUDGET REPORT

Organization: 250002
Summer Faculty-CEHS Dean

Report Name: Budget Report by Account

Fiscal Year: 2007-08

| ACCOUNT | ACCOUNT_DESC | Revenue Dollars | Expense Dollars | Net Contribution |
|---|---|---|---|---|
| 615300 | Faculty-Summer | | $427,661.99 | ($427,661.99) |
| **Total Personnel Services** | | | **$427,661.99** | **($427,661.99)** |
| 623200 | Staff Benefits-Faculty Part Time | | $56,451.38 | ($56,451.38) |
| **Total Benefits** | | | **$56,451.38** | **($56,451.38)** |
| **Net Contribution (use) of Unallocated General: 250002** | | | **$484,113.37** | **($484,113.37)** |

Report Package: Operating Ledger
report created by: Cats

Dec 4, 2007 3:42:57 PM

# BUDGET REPORT

Organization: 250004
Scholarships-Educ & Human Svcs

Report Name: Budget Report by Account

Fiscal Year: 2007-08

| ACCOUNT | ACCOUNT_DESC | Revenue Dollars | Expense Dollars | Net Contribution |
|---|---|---|---|---|
| 773000 | Budget Pool-Scholarships&Fellowshps | | $11,253.00 | ($11,253.00) |
| Total Operation | | | **$11,253.00** | **($11,253.00)** |
| Net Contribution (use) of Unallocated General: 250004 | | | **$11,253.00** | **($11,253.00)** |

Report Package: Operating Ledger
report created by: Cats

Dec 4, 2007 3:42:57 PM

# BUDGET REPORT

Organization: 250006
Bernhardt Greg

Report Name: Budget Report by Account

Fiscal Year: 2007-08

| ACCOUNT | ACCOUNT_DESC | Revenue Dollars | Expense Dollars | Net Contribution |
|---|---|---|---|---|
| 614000 | Faculty-Budget Pool | | $165,918.95 | ($165,918.95) |
| **Total Personnel Services** | | | **$165,918.95** | **($165,918.95)** |
| 623100 | Staff Benefits-Faculty | | $42,475.25 | ($42,475.25) |
| **Total Benefits** | | | **$42,475.25** | **($42,475.25)** |
| 740000 | Budget Pool-Travel | | $5,000.00 | ($5,000.00) |
| 750000 | Budget Pool-Info & Communications | | $2,000.00 | ($2,000.00) |
| 774100 | Data Processing Equipmnt Use-Intrnl | | $9,285.31 | ($9,285.31) |
| **Total Operation** | | | **$16,285.31** | **($16,285.31)** |
| **Net Contribution (use) of Unallocated General: 250006** | | | **$224,679.51** | **($224,679.51)** |

Report Package: Operating Ledger
report created by: Cats

Dec 4, 2007 3:42:57 PM

# BUDGET REPORT

Organization: 250007
Earnings Support-Educ & Human Svcs

Report Name: Budget Report by Account

Fiscal Year: 2007-08

| ACCOUNT | ACCOUNT_DESC | Revenue Dollars | Expense Dollars | Net Contribution |
|---|---|---|---|---|
| 879880 | Earning Support/Trsf-Debit | | $15,401.44 | ($15,401.44) |
| Total Transfers | | | **$15,401.44** | **($15,401.44)** |
| Net Contribution (use) of Unallocated General: 250007 | | | **$15,401.44** | **($15,401.44)** |

Report Package: Operating Ledger
report created by: Cats

Dec 4, 2007 3:42:57 PM

# BUDGET REPORT

Organization: 250008
RIF-CEHS

Report Name: Budget Report by Account

Fiscal Year: 2007-08

| ACCOUNT | ACCOUNT_DESC | Revenue Dollars | Expense Dollars | Net Contribution |
|---|---|---|---|---|
| 777850 | Unrestricted Balance | | $633.04 | ($633.04) |
| Total Operation | | | **$633.04** | **($633.04)** |
| Net Contribution (use) of Unallocated General: 250008 | | | **$633.04** | **($633.04)** |

Report Package: Operating Ledger
report created by: Cats

Dec 4, 2007 3:42:57 PM

# BUDGET REPORT

Organization: 250009
Hanby Donna

Report Name: Budget Report by Account

Fiscal Year: 2007-08

| ACCOUNT | ACCOUNT_DESC | Revenue Dollars | Expense Dollars | Net Contribution |
|---|---|---|---|---|
| 614000 | Faculty-Budget Pool | | $76,862.20 | ($76,862.20) |
| **Total Personnel Services** | | | **$76,862.20** | **($76,862.20)** |
| 623100 | Staff Benefits-Faculty | | $19,676.73 | ($19,676.73) |
| **Total Benefits** | | | **$19,676.73** | **($19,676.73)** |
| 740000 | Budget Pool-Travel | | $5,000.00 | ($5,000.00) |
| 750000 | Budget Pool-Info & Communications | | $500.00 | ($500.00) |
| 774100 | Data Processing Equipmnt Use-Intrnl | | $9,285.31 | ($9,285.31) |
| **Total Operation** | | | **$14,785.31** | **($14,785.31)** |
| **Net Contribution (use) of Unallocated General: 250009** | | | **$111,324.24** | **($111,324.24)** |

Report Package: Operating Ledger
report created by: Cats

Dec 4, 2007 3:42:57 PM

# BUDGET REPORT

Organization: 250010
Gilmore Joyce

Report Name: Budget Report by Account

Fiscal Year: 2007-08

| ACCOUNT | ACCOUNT_DESC | Revenue Dollars | Expense Dollars | Net Contribution |
|---|---|---|---|---|
| 612000 | Classified-Budget Pool | | $32,790.63 | ($32,790.63) |
| **Total Personnel Services** | | | **$32,790.63** | **($32,790.63)** |
| 622100 | Staff Benefits-Classified/Exmt Hrly | | $15,247.64 | ($15,247.64) |
| **Total Benefits** | | | **$15,247.64** | **($15,247.64)** |
| 750000 | Budget Pool-Info & Communications | | $500.00 | ($500.00) |
| 774100 | Data Processing Equipmnt Use-Intrnl | | $9,285.31 | ($9,285.31) |
| **Total Operation** | | | **$9,785.31** | **($9,785.31)** |
| **Net Contribution (use) of Unallocated General: 250010** | | | **$57,823.58** | **($57,823.58)** |

Report Package: Operating Ledger
report created by: Cats

Dec 4, 2007 3:42:57 PM

# BUDGET REPORT

Organization: 250011
Henry Mary Jean

Report Name: Budget Report by Account

Fiscal Year: 2007-08

| ACCOUNT | ACCOUNT_DESC | Revenue Dollars | Expense Dollars | Net Contribution |
|---|---|---|---|---|
| 611100 | Unclassified-Contract | | $42,110.52 | ($42,110.52) |
| **Total Personnel Services** | | | **$42,110.52** | **($42,110.52)** |
| 621100 | Staff Benefits-Unclassified | | $16,170.44 | ($16,170.44) |
| **Total Benefits** | | | **$16,170.44** | **($16,170.44)** |
| 750000 | Budget Pool-Info & Communications | | $500.00 | ($500.00) |
| 774100 | Data Processing Equipmnt Use-Intrnl | | $9,285.31 | ($9,285.31) |
| **Total Operation** | | | **$9,785.31** | **($9,785.31)** |
| **Net Contribution (use) of Unallocated General: 250011** | | | **$68,066.27** | **($68,066.27)** |

Report Package: Operating Ledger
report created by: Cats

Dec 4, 2007 3:42:57 PM

# BUDGET REPORT

Organization: 250012
Kauppila Linda

Report Name: Budget Report by Account

Fiscal Year: 2007-08

| ACCOUNT | ACCOUNT_DESC | Revenue Dollars | Expense Dollars | Net Contribution |
|---|---|---|---|---|
| 612000 | Classified-Budget Pool | | $30,825.91 | ($30,825.91) |
| **Total Personnel Services** | | | **$30,825.91** | **($30,825.91)** |
| 622100 | Staff Benefits-Classified/Exmt Hrly | | $14,334.05 | ($14,334.05) |
| **Total Benefits** | | | **$14,334.05** | **($14,334.05)** |
| 750000 | Budget Pool-Info & Communications | | $500.00 | ($500.00) |
| 774100 | Data Processing Equipmnt Use-Intrnl | | $9,285.31 | ($9,285.31) |
| **Total Operation** | | | **$9,785.31** | **($9,785.31)** |
| **Net Contribution (use) of Unallocated General: 250012** | | | **$54,945.27** | **($54,945.27)** |

Report Package: Operating Ledger
report created by: Cats

Dec 4, 2007 3:42:57 PM

# BUDGET REPORT

Organization: 250013
Harris Charlotte

Report Name: Budget Report by Account

Fiscal Year: 2007-08

| ACCOUNT | ACCOUNT_DESC | Revenue Dollars | Expense Dollars | Net Contribution |
|---|---|---|---|---|
| 614000 | Faculty-Budget Pool | | $123,285.31 | ($123,285.31) |
| **Total Personnel Services** | | | **$123,285.31** | **($123,285.31)** |
| 623100 | Staff Benefits-Faculty | | $31,561.05 | ($31,561.05) |
| **Total Benefits** | | | **$31,561.05** | **($31,561.05)** |
| 740000 | Budget Pool-Travel | | $5,000.00 | ($5,000.00) |
| 750000 | Budget Pool-Info & Communications | | $500.00 | ($500.00) |
| 774100 | Data Processing Equipmnt Use-Intrnl | | $9,285.31 | ($9,285.31) |
| **Total Operation** | | | **$14,785.31** | **($14,785.31)** |
| **Net Contribution (use) of Unallocated General: 250013** | | | **$169,631.67** | **($169,631.67)** |

Report Package: Operating Ledger
report created by: Cats

Dec 4, 2007 3:42:57 PM

# BUDGET REPORT

Organization: 250014
Requarth Marianne

Report Name: Budget Report by Account

Fiscal Year: 2007-08

| ACCOUNT | ACCOUNT_DESC | Revenue Dollars | Expense Dollars | Net Contribution |
|---|---|---|---|---|
| 611100 | Unclassified-Contract | | $18,953.29 | ($18,953.29) |
| **Total Personnel Services** | | | **$18,953.29** | **($18,953.29)** |
| 621100 | Staff Benefits-Unclassified | | $7,278.06 | ($7,278.06) |
| **Total Benefits** | | | **$7,278.06** | **($7,278.06)** |
| 740000 | Budget Pool-Travel | | $2,000.00 | ($2,000.00) |
| 774100 | Data Processing Equipmnt Use-Intrnl | | $3,064.15 | ($3,064.15) |
| **Total Operation** | | | **$5,064.15** | **($5,064.15)** |
| **Net Contribution (use) of Unallocated General: 250014** | | | **$31,295.50** | **($31,295.50)** |

Report Package: Operating Ledger
report created by: Cats

Dec 4, 2007 3:42:57 PM

# BUDGET REPORT

Organization: 250015
Rutter Edgar

Report Name: Budget Report by Account

Fiscal Year: 2007-08

| ACCOUNT | ACCOUNT_DESC | Revenue Dollars | Expense Dollars | Net Contribution |
|---|---|---|---|---|
| 774100 | Data Processing Equipmnt Use-Intrnl | | $4,642.65 | ($4,642.65) |
| Total Operation | | | **$4,642.65** | **($4,642.65)** |
| Net Contribution (use) of Unallocated General: 250015 | | | **$4,642.65** | **($4,642.65)** |

Report Package: Operating Ledger
report created by: Cats

Dec 4, 2007 3:42:57 PM

# BUDGET REPORT

Organization: 250016
Watson Kevin

Report Name: Budget Report by Account

Fiscal Year: 2007-08

| ACCOUNT | ACCOUNT_DESC | Revenue Dollars | Expense Dollars | Net Contribution |
|---|---|---|---|---|
| 611100 | Unclassified-Contract | | $53,803.54 | ($53,803.54) |
| **Total Personnel Services** | | | **$53,803.54** | **($53,803.54)** |
| 621100 | Staff Benefits-Unclassified | | $20,574.60 | ($20,574.60) |
| 623100 | Staff Benefits-Faculty | | $85.97 | ($85.97) |
| **Total Benefits** | | | **$20,660.57** | **($20,660.57)** |
| 750000 | Budget Pool-Info & Communications | | $500.00 | ($500.00) |
| 774100 | Data Processing Equipmnt Use-Intrnl | | $4,642.65 | ($4,642.65) |
| **Total Operation** | | | **$5,142.65** | **($5,142.65)** |
| **Net Contribution (use) of Unallocated General: 250016** | | | **$79,606.76** | **($79,606.76)** |

Report Package: Operating Ledger
report created by: Cats

Dec 4, 2007 3:42:57 PM

# BUDGET REPORT

Organization: 250017
Copper Allyson

Report Name: Budget Report by Account

Fiscal Year: 2007-08

| ACCOUNT | ACCOUNT_DESC | Revenue Dollars | Expense Dollars | Net Contribution |
|---|---|---|---|---|
| 612000 | Classified-Budget Pool | | $24,435.86 | ($24,435.86) |
| **Total Personnel Services** | | | **$24,435.86** | **($24,435.86)** |
| 622100 | Staff Benefits-Classified/Exmt Hrly | | $11,362.59 | ($11,362.59) |
| **Total Benefits** | | | **$11,362.59** | **($11,362.59)** |
| 750000 | Budget Pool-Info & Communications | | $500.00 | ($500.00) |
| 774100 | Data Processing Equipmnt Use-Intrnl | | $9,285.31 | ($9,285.31) |
| **Total Operation** | | | **$9,785.31** | **($9,785.31)** |
| **Net Contribution (use) of Unallocated General: 250017** | | | **$45,583.76** | **($45,583.76)** |

Report Package: Operating Ledger
report created by: Cats

Dec 4, 2007 3:42:57 PM

# BUDGET REPORT

Organization: 250018
Grushon Matthew

Report Name: Budget Report by Account

Fiscal Year: 2007-08

| ACCOUNT | ACCOUNT_DESC | Revenue Dollars | Expense Dollars | Net Contribution |
|---|---|---|---|---|
| 750000 | Budget Pool-Info & Communications | | $500.00 | ($500.00) |
| Total Operation | | | **$500.00** | **($500.00)** |
| Net Contribution (use) of Unallocated General: 250018 | | | **$500.00** | **($500.00)** |

Report Package: Operating Ledger
report created by: Cats

Dec 4, 2007 3:42:57 PM

# BUDGET REPORT

Organization: 250019
Dorn Theresa

Report Name: Budget Report by Account

Fiscal Year: 2007-08

| ACCOUNT | ACCOUNT_DESC | Revenue Dollars | Expense Dollars | Net Contribution |
|---|---|---|---|---|
| 611100 | Unclassified-Contract | | $33,000.00 | ($33,000.00) |
| **Total Personnel Services** | | | **$33,000.00** | **($33,000.00)** |
| 621100 | Staff Benefits-Unclassified | | $12,672.00 | ($12,672.00) |
| **Total Benefits** | | | **$12,672.00** | **($12,672.00)** |
| 750000 | Budget Pool-Info & Communications | | $600.00 | ($600.00) |
| 774100 | Data Processing Equipmnt Use-Intrnl | | $9,285.31 | ($9,285.31) |
| **Total Operation** | | | **$9,885.31** | **($9,885.31)** |
| **Net Contribution (use) of Unallocated General: 250019** | | | **$55,557.31** | **($55,557.31)** |

Report Package: Operating Ledger
report created by: Cats

Dec 4, 2007 3:42:57 PM

# BUDGET REPORT

Organization: CMT55
Communications & Technology

Report Name: Budget Report by Account

Fiscal Year: 2007-08

| ACCOUNT | ACCOUNT_DESC | Revenue Dollars | Expense Dollars | Net Contribution |
|---|---|---|---|---|
| 611100 | Unclassified-Contract | | $95,275.00 | ($95,275.00) |
| 616000 | Student Wages-Budget Pool | | $8,109.00 | ($8,109.00) |
| Total Personnel Services | | | **$103,384.00** | **($103,384.00)** |
| 621100 | Staff Benefits-Unclassified | | $36,585.60 | ($36,585.60) |
| Total Benefits | | | **$36,585.60** | **($36,585.60)** |
| 730000 | Budget Pool-Supplies | | $34,500.00 | ($34,500.00) |
| 740000 | Budget Pool-Travel | | $2,000.00 | ($2,000.00) |
| 750000 | Budget Pool-Info & Communications | | $5,672.00 | ($5,672.00) |
| 760000 | Budget Pool-Maintenance & Repair | | $1,000.00 | ($1,000.00) |
| 774100 | Data Processing Equipmnt Use-Intrnl | | $678.10 | ($678.10) |
| Total Operation | | | **$43,850.10** | **($43,850.10)** |
| Net Contribution (use) of Unallocated General: CMT55 | | | **$183,819.70** | **($183,819.70)** |

Report Package: Operating Ledger
report created by: Cats

Dec 4, 2007 3:39:05 PM

# BUDGET REPORT

Organization: CMT555
Communications & Technology

Report Name: Budget Report by Account

Fiscal Year: 2007-08

| ACCOUNT | ACCOUNT_DESC | Revenue Dollars | Expense Dollars | Net Contribution |
|---|---|---|---|---|
| 611100 | Unclassified-Contract | | $95,275.00 | ($95,275.00) |
| 616000 | Student Wages-Budget Pool | | $8,109.00 | ($8,109.00) |
| **Total Personnel Services** | | | **$103,384.00** | **($103,384.00)** |
| 621100 | Staff Benefits-Unclassified | | $36,585.60 | ($36,585.60) |
| **Total Benefits** | | | **$36,585.60** | **($36,585.60)** |
| 730000 | Budget Pool-Supplies | | $34,500.00 | ($34,500.00) |
| 740000 | Budget Pool-Travel | | $2,000.00 | ($2,000.00) |
| 750000 | Budget Pool-Info & Communications | | $5,672.00 | ($5,672.00) |
| 760000 | Budget Pool-Maintenance & Repair | | $1,000.00 | ($1,000.00) |
| 774100 | Data Processing Equipmnt Use-Intrnl | | $678.10 | ($678.10) |
| **Total Operation** | | | **$43,850.10** | **($43,850.10)** |
| **Net Contribution (use) of Unallocated General: CMT555** | | | **$183,819.70** | **($183,819.70)** |

Report Package: Operating Ledger
report created by: Cats

Dec 4, 2007 3:40:50 PM

# BUDGET REPORT

Organization: 251700
Communications & Technology

Report Name: Budget Report by Account

Fiscal Year: 2007-08

| ACCOUNT | ACCOUNT_DESC | Revenue Dollars | Expense Dollars | Net Contribution |
|---|---|---|---|---|
| 616000 | Student Wages-Budget Pool | | $8,109.00 | ($8,109.00) |
| **Total Personnel Services** | | | **$8,109.00** | **($8,109.00)** |
| 730000 | Budget Pool-Supplies | | $34,500.00 | ($34,500.00) |
| 740000 | Budget Pool-Travel | | $2,000.00 | ($2,000.00) |
| 750000 | Budget Pool-Info & Communications | | $4,072.00 | ($4,072.00) |
| 760000 | Budget Pool-Maintenance & Repair | | $1,000.00 | ($1,000.00) |
| **Total Operation** | | | **$41,572.00** | **($41,572.00)** |
| **Net Contribution (use) of Unallocated General: 251700** | | | **$49,681.00** | **($49,681.00)** |

Report Package: Operating Ledger
report created by: Cats

Dec 4, 2007 3:42:57 PM

# BUDGET REPORT

Organization: 251703
Knapp Kevin

Report Name: Budget Report by Account

Fiscal Year: 2007-08

| ACCOUNT | ACCOUNT_DESC | Revenue Dollars | Expense Dollars | Net Contribution |
|---|---|---|---|---|
| 611100 | Unclassified-Contract | | $46,350.00 | ($46,350.00) |
| **Total Personnel Services** | | | **$46,350.00** | **($46,350.00)** |
| 621100 | Staff Benefits-Unclassified | | $17,798.40 | ($17,798.40) |
| **Total Benefits** | | | **$17,798.40** | **($17,798.40)** |
| 750000 | Budget Pool-Info & Communications | | $800.00 | ($800.00) |
| 774100 | Data Processing Equipmnt Use-Intrnl | | $339.05 | ($339.05) |
| **Total Operation** | | | **$1,139.05** | **($1,139.05)** |
| **Net Contribution (use) of Unallocated General: 251703** | | | **$65,287.45** | **($65,287.45)** |

Report Package: Operating Ledger
report created by: Cats

Dec 4, 2007 3:42:57 PM

# BUDGET REPORT

Organization: 251704
Smith Jonathan

Report Name: Budget Report by Account

Fiscal Year: 2007-08

| ACCOUNT | ACCOUNT_DESC | Revenue Dollars | Expense Dollars | Net Contribution |
|---|---|---|---|---|
| 611100 | Unclassified-Contract | | $48,925.00 | ($48,925.00) |
| **Total Personnel Services** | | | **$48,925.00** | **($48,925.00)** |
| 621100 | Staff Benefits-Unclassified | | $18,787.20 | ($18,787.20) |
| **Total Benefits** | | | **$18,787.20** | **($18,787.20)** |
| 750000 | Budget Pool-Info & Communications | | $800.00 | ($800.00) |
| 774100 | Data Processing Equipmnt Use-Intrnl | | $339.05 | ($339.05) |
| **Total Operation** | | | **$1,139.05** | **($1,139.05)** |
| **Net Contribution (use) of Unallocated General: 251704** | | | **$68,851.25** | **($68,851.25)** |

Report Package: Operating Ledger
report created by: Cats

Dec 4, 2007 3:42:57 PM

# BUDGET REPORT

Organization: DPD55

Report Name: Budget Report by Account

Division of Professional Developmnt

Fiscal Year: 2007-08

| ACCOUNT | ACCOUNT_DESC | Revenue Dollars | Expense Dollars | Net Contribution |
|---|---|---|---|---|
| 502200 | Laboratory Fees | $10,000.00 | | $10,000.00 |
| 505250 | Departmental Sales & Service | $18,190.00 | | $18,190.00 |
| 577030 | Budget Pool-Balance CarryoverRevenu | ($28,741.66) | | ($28,741.66) |
| **Total Revenue** | | **($551.66)** | | **($551.66)** |
| 611100 | Unclassified-Contract | | $105,735.00 | ($105,735.00) |
| 611150 | Unclassified-Retirees | | $4,467.11 | ($4,467.11) |
| 612000 | Classified-Budget Pool | | $73,399.57 | ($73,399.57) |
| 615000 | Faculty-Other Budget Pool | | $50,685.00 | ($50,685.00) |
| 615300 | Faculty-Summer | | $35,000.00 | ($35,000.00) |
| 616000 | Student Wages-Budget Pool | | $11,000.00 | ($11,000.00) |
| **Total Personnel Services** | | | **$280,286.68** | **($280,286.68)** |
| 621100 | Staff Benefits-Unclassified | | $21,815.80 | ($21,815.80) |
| 621110 | Staff Benefits-Unclassified<51%/Ret | | $10,815.00 | ($10,815.00) |
| 622100 | Staff Benefits-Classified/Exmt Hrly | | $53,793.24 | ($53,793.24) |
| 623200 | Staff Benefits-Faculty Part Time | | $11,310.42 | ($11,310.42) |
| **Total Benefits** | | | **$97,734.46** | **($97,734.46)** |
| 717000 | Budget Pool-Contracted Services | | $6,866.10 | ($6,866.10) |
| 730000 | Budget Pool-Supplies | | $2,566.00 | ($2,566.00) |
| 740000 | Budget Pool-Travel | | $18,333.00 | ($18,333.00) |
| 750000 | Budget Pool-Info & Communications | | $60,730.00 | ($60,730.00) |
| 773000 | Budget Pool-Scholarships&Fellowshps | | $80,823.00 | ($80,823.00) |
| 774100 | Data Processing Equipmnt Use-Intrnl | | $2,091.93 | ($2,091.93) |
| 777000 | Budget Pool-Other Miscellaneous | | $45,367.15 | ($45,367.15) |
| **Total Operation** | | | **$216,777.18** | **($216,777.18)** |
| **Net Contribution (use) of Unallocated General: DPD55** | | **($551.66)** | **$594,798.32** | **($595,349.98)** |

Report Package: Operating Ledger

report created by: Cats

Dec 4, 2007 3:39:05 PM

# BUDGET REPORT

Organization: DPD555

Division of Professional Developmnt

Report Name: Budget Report by Account

Fiscal Year: 2007-08

| ACCOUNT | ACCOUNT_DESC | Revenue Dollars | Expense Dollars | Net Contribution |
|---|---|---|---|---|
| 502200 | Laboratory Fees | $10,000.00 | | $10,000.00 |
| 505250 | Departmental Sales & Service | $18,190.00 | | $18,190.00 |
| 577030 | Budget Pool-Balance CarryoverRevenu | ($28,741.66) | | ($28,741.66) |
| **Total Revenue** | | **($551.66)** | | **($551.66)** |
| 611100 | Unclassified-Contract | | $105,735.00 | ($105,735.00) |
| 611150 | Unclassified-Retirees | | $4,467.11 | ($4,467.11) |
| 612000 | Classified-Budget Pool | | $73,399.57 | ($73,399.57) |
| 615000 | Faculty-Other Budget Pool | | $50,685.00 | ($50,685.00) |
| 615300 | Faculty-Summer | | $35,000.00 | ($35,000.00) |
| 616000 | Student Wages-Budget Pool | | $11,000.00 | ($11,000.00) |
| **Total Personnel Services** | | | **$280,286.68** | **($280,286.68)** |
| 621100 | Staff Benefits-Unclassified | | $21,815.80 | ($21,815.80) |
| 621110 | Staff Benefits-Unclassified<51%/Ret | | $10,815.00 | ($10,815.00) |
| 622100 | Staff Benefits-Classified/Exmt Hrly | | $53,793.24 | ($53,793.24) |
| 623200 | Staff Benefits-Faculty Part Time | | $11,310.42 | ($11,310.42) |
| **Total Benefits** | | | **$97,734.46** | **($97,734.46)** |
| 717000 | Budget Pool-Contracted Services | | $6,866.10 | ($6,866.10) |
| 730000 | Budget Pool-Supplies | | $2,566.00 | ($2,566.00) |
| 740000 | Budget Pool-Travel | | $18,333.00 | ($18,333.00) |
| 750000 | Budget Pool-Info & Communications | | $60,730.00 | ($60,730.00) |
| 773000 | Budget Pool-Scholarships&Fellowshps | | $80,823.00 | ($80,823.00) |
| 774100 | Data Processing Equipmnt Use-Intrnl | | $2,091.93 | ($2,091.93) |
| 777000 | Budget Pool-Other Miscellaneous | | $45,367.15 | ($45,367.15) |
| **Total Operation** | | | **$216,777.18** | **($216,777.18)** |
| **Net Contribution (use) of Unallocated General: DPD555** | | **($551.66)** | **$594,798.32** | **($595,349.98)** |

Report Package: Operating Ledger

report created by: Cats

Dec 4, 2007 3:40:50 PM

# BUDGET REPORT

Organization: 251300

Report Name: Budget Report by Account

R/E Div of Professional Development

Fiscal Year: 2007-08

| ACCOUNT | ACCOUNT_DESC | Revenue Dollars | Expense Dollars | Net Contribution |
|---|---|---|---|---|
| 502200 | Laboratory Fees | $10,000.00 | | $10,000.00 |
| 577030 | Budget Pool-Balance CarryoverRevenu | ($28,741.66) | | ($28,741.66) |
| **Total Revenue** | | **($18,741.66)** | | **($18,741.66)** |
| 611100 | Unclassified-Contract | | $38,103.00 | ($38,103.00) |
| 615000 | Faculty-Other Budget Pool | | $45,685.00 | ($45,685.00) |
| 615300 | Faculty-Summer | | $35,000.00 | ($35,000.00) |
| 616000 | Student Wages-Budget Pool | | $10,000.00 | ($10,000.00) |
| **Total Personnel Services** | | | **$128,788.00** | **($128,788.00)** |
| 621100 | Staff Benefits-Unclassified | | $14,631.55 | ($14,631.55) |
| 623200 | Staff Benefits-Faculty Part Time | | $10,650.42 | ($10,650.42) |
| **Total Benefits** | | | **$25,281.97** | **($25,281.97)** |
| 717000 | Budget Pool-Contracted Services | | $6,701.00 | ($6,701.00) |
| 730000 | Budget Pool-Supplies | | $2,517.00 | ($2,517.00) |
| 740000 | Budget Pool-Travel | | $13,500.00 | ($13,500.00) |
| 750000 | Budget Pool-Info & Communications | | $57,540.00 | ($57,540.00) |
| 773000 | Budget Pool-Scholarships&Fellowshps | | $80,823.00 | ($80,823.00) |
| 774100 | Data Processing Equipmnt Use-Intrnl | | $969.68 | ($969.68) |
| 777000 | Budget Pool-Other Miscellaneous | | $45,367.15 | ($45,367.15) |
| **Total Operation** | | | **$207,417.83** | **($207,417.83)** |
| **Net Contribution (use) of Unallocated General: 251300** | | **($18,741.66)** | **$361,487.80** | **($380,229.46)** |

Report Package: Operating Ledger

report created by: Cats

Dec 4, 2007 3:42:57 PM

# BUDGET REPORT

Organization: 251306
R/E Ed-Link 12

Report Name: Budget Report by Account

Fiscal Year: 2007-08

| ACCOUNT | ACCOUNT_DESC | Revenue Dollars | Expense Dollars | Net Contribution |
|---|---|---|---|---|
| 505250 | Departmental Sales & Service | $18,190.00 | | $18,190.00 |
| **Total Revenue** | | **$18,190.00** | | **$18,190.00** |
| 612000 | Classified-Budget Pool | | $2,500.00 | ($2,500.00) |
| 615000 | Faculty-Other Budget Pool | | $5,000.00 | ($5,000.00) |
| 616000 | Student Wages-Budget Pool | | $1,000.00 | ($1,000.00) |
| **Total Personnel Services** | | | **$8,500.00** | **($8,500.00)** |
| 622100 | Staff Benefits-Classified/Exmt Hrly | | $1,822.50 | ($1,822.50) |
| 623200 | Staff Benefits-Faculty Part Time | | $660.00 | ($660.00) |
| **Total Benefits** | | | **$2,482.50** | **($2,482.50)** |
| 717000 | Budget Pool-Contracted Services | | $165.10 | ($165.10) |
| 730000 | Budget Pool-Supplies | | $49.00 | ($49.00) |
| 740000 | Budget Pool-Travel | | $4,833.00 | ($4,833.00) |
| 750000 | Budget Pool-Info & Communications | | $890.00 | ($890.00) |
| 774100 | Data Processing Equipmnt Use-Intrnl | | $105.10 | ($105.10) |
| **Total Operation** | | | **$6,042.20** | **($6,042.20)** |
| **Net Contribution (use) of Unallocated General: 251306** | | **$18,190.00** | **$17,024.70** | **$1,165.30** |

Report Package: Operating Ledger
report created by: Cats

Dec 4, 2007 3:42:57 PM

# BUDGET REPORT

Organization: 251307
R/E Artz-Bevan Sue

Report Name: Budget Report by Account

Fiscal Year: 2007-08

| ACCOUNT | ACCOUNT_DESC | Revenue Dollars | Expense Dollars | Net Contribution |
|---|---|---|---|---|
| 612000 | Classified-Budget Pool | | $28,974.20 | ($28,974.20) |
| **Total Personnel Services** | | | **$28,974.20** | **($28,974.20)** |
| 622100 | Staff Benefits-Classified/Exmt Hrly | | $13,473.00 | ($13,473.00) |
| **Total Benefits** | | | **$13,473.00** | **($13,473.00)** |
| 750000 | Budget Pool-Info & Communications | | $500.00 | ($500.00) |
| 774100 | Data Processing Equipmnt Use-Intrnl | | $339.05 | ($339.05) |
| **Total Operation** | | | **$839.05** | **($839.05)** |
| **Net Contribution (use) of Unallocated General: 251307** | | | **$43,286.25** | **($43,286.25)** |

Report Package: Operating Ledger
report created by: Cats

Dec 4, 2007 3:42:57 PM

# BUDGET REPORT

Organization: 251308
R/E Luckner Lori

Report Name: Budget Report by Account

Fiscal Year: 2007-08

| ACCOUNT | ACCOUNT_DESC | Revenue Dollars | Expense Dollars | Net Contribution |
|---|---|---|---|---|
| 612000 | Classified-Budget Pool | | $26,475.37 | ($26,475.37) |
| **Total Personnel Services** | | | **$26,475.37** | **($26,475.37)** |
| 622100 | Staff Benefits-Classified/Exmt Hrly | | $12,311.05 | ($12,311.05) |
| **Total Benefits** | | | **$12,311.05** | **($12,311.05)** |
| 750000 | Budget Pool-Info & Communications | | $500.00 | ($500.00) |
| 774100 | Data Processing Equipmnt Use-Intrnl | | $339.05 | ($339.05) |
| **Total Operation** | | | **$839.05** | **($839.05)** |
| **Net Contribution (use) of Unallocated General: 251308** | | | **$39,625.47** | **($39,625.47)** |

Report Package: Operating Ledger
report created by: Cats

Dec 4, 2007 3:42:57 PM

# BUDGET REPORT

Organization: 251309
R/E Walls Don

Report Name: Budget Report by Account

Fiscal Year: 2007-08

| ACCOUNT | ACCOUNT_DESC | Revenue Dollars | Expense Dollars | Net Contribution |
|---|---|---|---|---|
| 611100 | Unclassified-Contract | | $67,632.00 | ($67,632.00) |
| 611150 | Unclassified-Retirees | | $4,467.11 | ($4,467.11) |
| **Total Personnel Services** | | | **$72,099.11** | **($72,099.11)** |
| 621110 | Staff Benefits-Unclassified<51%/Ret | | $10,815.00 | ($10,815.00) |
| 622100 | Staff Benefits-Classified/Exmt Hrly | | $25,970.69 | ($25,970.69) |
| **Total Benefits** | | | **$36,785.69** | **($36,785.69)** |
| 750000 | Budget Pool-Info & Communications | | $800.00 | ($800.00) |
| 774100 | Data Processing Equipmnt Use-Intrnl | | $339.05 | ($339.05) |
| **Total Operation** | | | **$1,139.05** | **($1,139.05)** |
| **Net Contribution (use) of Unallocated General: 251309** | | | **$110,023.85** | **($110,023.85)** |

Report Package: Operating Ledger
report created by: Cats

Dec 4, 2007 3:42:57 PM

# BUDGET REPORT

Organization: 251310
R/E Wotherspoon Paul

Report Name: Budget Report by Account

Fiscal Year: 2007-08

| ACCOUNT | ACCOUNT_DESC | Revenue Dollars | Expense Dollars | Net Contribution |
|---|---|---|---|---|
| 612000 | Classified-Budget Pool | | $15,450.00 | ($15,450.00) |
| **Total Personnel Services** | | | **$15,450.00** | **($15,450.00)** |
| 621100 | Staff Benefits-Unclassified | | $7,184.25 | ($7,184.25) |
| 622100 | Staff Benefits-Classified/Exmt Hrly | | $216.00 | ($216.00) |
| **Total Benefits** | | | **$7,400.25** | **($7,400.25)** |
| 750000 | Budget Pool-Info & Communications | | $500.00 | ($500.00) |
| **Total Operation** | | | **$500.00** | **($500.00)** |
| **Net Contribution (use) of Unallocated General: 251310** | | | **$23,350.25** | **($23,350.25)** |

Report Package: Operating Ledger
report created by: Cats

Dec 4, 2007 3:42:57 PM

# BUDGET REPORT

Organization: EDL55
Educational Leadership

Report Name: Budget Report by Account

Fiscal Year: 2007-08

| ACCOUNT | ACCOUNT_DESC | Revenue Dollars | Expense Dollars | Net Contribution |
|---|---|---|---|---|
| 502600 | Miscellaneous Student Fees | $40,000.00 | | $40,000.00 |
| **Total Revenue** | | **$40,000.00** | | **$40,000.00** |
| 611100 | Unclassified-Contract | | $37,833.02 | ($37,833.02) |
| 611500 | Graduate Assistants | | $28,394.00 | ($28,394.00) |
| 612000 | Classified-Budget Pool | | $24,328.06 | ($24,328.06) |
| 614000 | Faculty-Budget Pool | | $1,003,284.59 | ($1,003,284.59) |
| 615000 | Faculty-Other Budget Pool | | $146,603.35 | ($146,603.35) |
| 615300 | Faculty-Summer | | $163,909.00 | ($163,909.00) |
| 616000 | Student Wages-Budget Pool | | $6,000.00 | ($6,000.00) |
| **Total Personnel Services** | | | **$1,410,352.02** | **($1,410,352.02)** |
| 621100 | Staff Benefits-Unclassified | | $14,527.88 | ($14,527.88) |
| 622100 | Staff Benefits-Classified/Exmt Hrly | | $11,312.55 | ($11,312.55) |
| 623100 | Staff Benefits-Faculty | | $256,845.67 | ($256,845.67) |
| 623200 | Staff Benefits-Faculty Part Time | | $40,987.62 | ($40,987.62) |
| **Total Benefits** | | | **$323,673.72** | **($323,673.72)** |
| 730000 | Budget Pool-Supplies | | $62,462.00 | ($62,462.00) |
| 740000 | Budget Pool-Travel | | $16,430.00 | ($16,430.00) |
| 750000 | Budget Pool-Info & Communications | | $20,234.00 | ($20,234.00) |
| 760000 | Budget Pool-Maintenance & Repair | | $200.00 | ($200.00) |
| 773400 | Waivers-GA Academic In State | | $35,768.72 | ($35,768.72) |
| 773420 | Waivers-GA Summer In State | | $20,431.84 | ($20,431.84) |
| 774100 | Data Processing Equipmnt Use-Intrnl | | $156,762.24 | ($156,762.24) |
| 777000 | Budget Pool-Other Miscellaneous | | $5,053.00 | ($5,053.00) |
| **Total Operation** | | | **$317,341.80** | **($317,341.80)** |
| **Net Contribution (use) of Unallocated General: EDL55** | | **$40,000.00** | **$2,051,367.54** | **($2,011,367.54)** |

Report Package: Operating Ledger
report created by: Cats

Dec 4, 2007 3:39:05 PM

# BUDGET REPORT

Organization: EDL555
Educational Leadership

Report Name: Budget Report by Account

Fiscal Year: 2007-08

| ACCOUNT | ACCOUNT_DESC | Revenue Dollars | Expense Dollars | Net Contribution |
|---|---|---|---|---|
| 502600 | Miscellaneous Student Fees | $40,000.00 | | $40,000.00 |
| **Total Revenue** | | **$40,000.00** | | **$40,000.00** |
| 611100 | Unclassified-Contract | | $37,833.02 | ($37,833.02) |
| 611500 | Graduate Assistants | | $28,394.00 | ($28,394.00) |
| 612000 | Classified-Budget Pool | | $24,328.06 | ($24,328.06) |
| 614000 | Faculty-Budget Pool | | $1,003,284.59 | ($1,003,284.59) |
| 615000 | Faculty-Other Budget Pool | | $146,603.35 | ($146,603.35) |
| 615300 | Faculty-Summer | | $163,909.00 | ($163,909.00) |
| 616000 | Student Wages-Budget Pool | | $6,000.00 | ($6,000.00) |
| **Total Personnel Services** | | | **$1,410,352.02** | **($1,410,352.02)** |
| 621100 | Staff Benefits-Unclassified | | $14,527.88 | ($14,527.88) |
| 622100 | Staff Benefits-Classified/Exmt Hrly | | $11,312.55 | ($11,312.55) |
| 623100 | Staff Benefits-Faculty | | $256,845.67 | ($256,845.67) |
| 623200 | Staff Benefits-Faculty Part Time | | $40,987.62 | ($40,987.62) |
| **Total Benefits** | | | **$323,673.72** | **($323,673.72)** |
| 730000 | Budget Pool-Supplies | | $62,462.00 | ($62,462.00) |
| 740000 | Budget Pool-Travel | | $16,430.00 | ($16,430.00) |
| 750000 | Budget Pool-Info & Communications | | $20,234.00 | ($20,234.00) |
| 760000 | Budget Pool-Maintenance & Repair | | $200.00 | ($200.00) |
| 773400 | Waivers-GA Academic In State | | $35,768.72 | ($35,768.72) |
| 773420 | Waivers-GA Summer In State | | $20,431.84 | ($20,431.84) |
| 774100 | Data Processing Equipmnt Use-Intrnl | | $156,762.24 | ($156,762.24) |
| 777000 | Budget Pool-Other Miscellaneous | | $5,053.00 | ($5,053.00) |
| **Total Operation** | | | **$317,341.80** | **($317,341.80)** |
| **Net Contribution (use) of Unallocated General: EDL555** | | **$40,000.00** | **$2,051,367.54** | **($2,011,367.54)** |

Report Package: Operating Ledger
report created by: Cats

Dec 4, 2007 3:40:50 PM

# BUDGET REPORT

Organization: 251500
Educational Leadership

Report Name: Budget Report by Account

Fiscal Year: 2007-08

| ACCOUNT | ACCOUNT_DESC | Revenue Dollars | Expense Dollars | Net Contribution |
|---|---|---|---|---|
| 502600 | Miscellaneous Student Fees | $40,000.00 | | $40,000.00 |
| **Total Revenue** | | **$40,000.00** | | **$40,000.00** |
| 611500 | Graduate Assistants | | $28,394.00 | ($28,394.00) |
| 615000 | Faculty-Other Budget Pool | | $70,687.35 | ($70,687.35) |
| 616000 | Student Wages-Budget Pool | | $6,000.00 | ($6,000.00) |
| **Total Personnel Services** | | | **$105,081.35** | **($105,081.35)** |
| 623200 | Staff Benefits-Faculty Part Time | | $9,330.73 | ($9,330.73) |
| **Total Benefits** | | | **$9,330.73** | **($9,330.73)** |
| 730000 | Budget Pool-Supplies | | $4,553.00 | ($4,553.00) |
| 740000 | Budget Pool-Travel | | $7,430.00 | ($7,430.00) |
| 750000 | Budget Pool-Info & Communications | | $8,934.00 | ($8,934.00) |
| 760000 | Budget Pool-Maintenance & Repair | | $200.00 | ($200.00) |
| 773400 | Waivers-GA Academic In State | | $35,768.72 | ($35,768.72) |
| 773420 | Waivers-GA Summer In State | | $20,431.84 | ($20,431.84) |
| 774100 | Data Processing Equipmnt Use-Intrnl | | $149,218.39 | ($149,218.39) |
| **Total Operation** | | | **$226,535.95** | **($226,535.95)** |
| **Net Contribution (use) of Unallocated General: 251500** | | **$40,000.00** | **$340,948.03** | **($300,948.03)** |

Report Package: Operating Ledger
report created by: Cats

Dec 4, 2007 3:42:57 PM

# BUDGET REPORT

Organization: 251503
R/E Teacher Leader Programs

Report Name: Budget Report by Account

Fiscal Year: 2007-08

| ACCOUNT | ACCOUNT_DESC | Revenue Dollars | Expense Dollars | Net Contribution |
|---|---|---|---|---|
| 615000 | Faculty-Other Budget Pool | | $75,916.00 | ($75,916.00) |
| 615300 | Faculty-Summer | | $50,000.00 | ($50,000.00) |
| **Total Personnel Services** | | | **$125,916.00** | **($125,916.00)** |
| 623200 | Staff Benefits-Faculty Part Time | | $16,620.91 | ($16,620.91) |
| **Total Benefits** | | | **$16,620.91** | **($16,620.91)** |
| 730000 | Budget Pool-Supplies | | $57,909.00 | ($57,909.00) |
| 774100 | Data Processing Equipmnt Use-Intrnl | | $1,610.48 | ($1,610.48) |
| 777000 | Budget Pool-Other Miscellaneous | | $5,053.00 | ($5,053.00) |
| **Total Operation** | | | **$64,572.48** | **($64,572.48)** |
| **Net Contribution (use) of Unallocated General: 251503** | | | **$207,109.39** | **($207,109.39)** |

Report Package: Operating Ledger
report created by: Cats

Dec 4, 2007 3:42:57 PM

# BUDGET REPORT

Organization: 251507
Adams Kathy

Report Name: Budget Report by Account

Fiscal Year: 2007-08

| ACCOUNT | ACCOUNT_DESC | Revenue Dollars | Expense Dollars | Net Contribution |
|---|---|---|---|---|
| 614000 | Faculty-Budget Pool | | $60,080.74 | ($60,080.74) |
| 615300 | Faculty-Summer | | $8,046.00 | ($8,046.00) |
| **Total Personnel Services** | | | **$68,126.74** | **($68,126.74)** |
| 623100 | Staff Benefits-Faculty | | $15,380.67 | ($15,380.67) |
| 623200 | Staff Benefits-Faculty Part Time | | $1,062.07 | ($1,062.07) |
| **Total Benefits** | | | **$16,442.74** | **($16,442.74)** |
| 740000 | Budget Pool-Travel | | $500.00 | ($500.00) |
| 750000 | Budget Pool-Info & Communications | | $600.00 | ($600.00) |
| 774100 | Data Processing Equipmnt Use-Intrnl | | $339.05 | ($339.05) |
| **Total Operation** | | | **$1,439.05** | **($1,439.05)** |
| **Net Contribution (use) of Unallocated General: 251507** | | | **$86,008.53** | **($86,008.53)** |

Report Package: Operating Ledger
report created by: Cats

Dec 4, 2007 3:42:57 PM

# BUDGET REPORT

Organization: 251508
Carlsen Roger

Report Name: Budget Report by Account

Fiscal Year: 2007-08

| ACCOUNT | ACCOUNT_DESC | Revenue Dollars | Expense Dollars | Net Contribution |
|---|---|---|---|---|
| 614000 | Faculty-Budget Pool | | $60,835.22 | ($60,835.22) |
| 615300 | Faculty-Summer | | $8,480.00 | ($8,480.00) |
| **Total Personnel Services** | | | **$69,315.22** | **($69,315.22)** |
| 623100 | Staff Benefits-Faculty | | $15,573.82 | ($15,573.82) |
| 623200 | Staff Benefits-Faculty Part Time | | $1,119.36 | ($1,119.36) |
| **Total Benefits** | | | **$16,693.18** | **($16,693.18)** |
| 740000 | Budget Pool-Travel | | $500.00 | ($500.00) |
| 750000 | Budget Pool-Info & Communications | | $600.00 | ($600.00) |
| 774100 | Data Processing Equipmnt Use-Intrnl | | $339.05 | ($339.05) |
| **Total Operation** | | | **$1,439.05** | **($1,439.05)** |
| **Net Contribution (use) of Unallocated General: 251508** | | | **$87,447.45** | **($87,447.45)** |

Report Package: Operating Ledger
report created by: Cats

Dec 4, 2007 3:42:57 PM

# BUDGET REPORT

Organization: 251509
Berg Susan

Report Name: Budget Report by Account

Fiscal Year: 2007-08

| ACCOUNT | ACCOUNT_DESC | Revenue Dollars | Expense Dollars | Net Contribution |
|---|---|---|---|---|
| 614000 | Faculty-Budget Pool | | $50,824.14 | ($50,824.14) |
| 615300 | Faculty-Summer | | $7,513.00 | ($7,513.00) |
| **Total Personnel Services** | | | **$58,337.14** | **($58,337.14)** |
| 623100 | Staff Benefits-Faculty | | $13,010.98 | ($13,010.98) |
| 623200 | Staff Benefits-Faculty Part Time | | $991.72 | ($991.72) |
| **Total Benefits** | | | **$14,002.70** | **($14,002.70)** |
| 740000 | Budget Pool-Travel | | $500.00 | ($500.00) |
| 750000 | Budget Pool-Info & Communications | | $600.00 | ($600.00) |
| 774100 | Data Processing Equipmnt Use-Intrnl | | $339.05 | ($339.05) |
| **Total Operation** | | | **$1,439.05** | **($1,439.05)** |
| **Net Contribution (use) of Unallocated General: 251509** | | | **$73,778.89** | **($73,778.89)** |

Report Package: Operating Ledger
report created by: Cats

Dec 4, 2007 3:42:57 PM

# BUDGET REPORT

Organization: 251510
Davis Stephanie

Report Name: Budget Report by Account

Fiscal Year: 2007-08

| ACCOUNT | ACCOUNT_DESC | Revenue Dollars | Expense Dollars | Net Contribution |
|---|---|---|---|---|
| 614000 | Faculty-Budget Pool | | $52,137.86 | ($52,137.86) |
| 615300 | Faculty-Summer | | $7,667.00 | ($7,667.00) |
| **Total Personnel Services** | | | **$59,804.86** | **($59,804.86)** |
| 623100 | Staff Benefits-Faculty | | $13,347.29 | ($13,347.29) |
| 623200 | Staff Benefits-Faculty Part Time | | $1,012.04 | ($1,012.04) |
| **Total Benefits** | | | **$14,359.33** | **($14,359.33)** |
| 740000 | Budget Pool-Travel | | $500.00 | ($500.00) |
| 750000 | Budget Pool-Info & Communications | | $600.00 | ($600.00) |
| 774100 | Data Processing Equipmnt Use-Intrnl | | $339.05 | ($339.05) |
| **Total Operation** | | | **$1,439.05** | **($1,439.05)** |
| **Net Contribution (use) of Unallocated General: 251510** | | | **$75,603.24** | **($75,603.24)** |

Report Package: Operating Ledger
report created by: Cats

Dec 4, 2007 3:42:57 PM

# BUDGET REPORT

Organization: 251511
Diamantes Thomas

Report Name: Budget Report by Account

Fiscal Year: 2007-08

| ACCOUNT | ACCOUNT_DESC | Revenue Dollars | Expense Dollars | Net Contribution |
|---|---|---|---|---|
| 614000 | Faculty-Budget Pool | | $69,297.48 | ($69,297.48) |
| 615300 | Faculty-Summer | | $9,911.00 | ($9,911.00) |
| **Total Personnel Services** | | | **$79,208.48** | **($79,208.48)** |
| 623100 | Staff Benefits-Faculty | | $18,277.89 | ($18,277.89) |
| 623200 | Staff Benefits-Faculty Part Time | | $1,308.25 | ($1,308.25) |
| **Total Benefits** | | | **$19,586.14** | **($19,586.14)** |
| 740000 | Budget Pool-Travel | | $500.00 | ($500.00) |
| 750000 | Budget Pool-Info & Communications | | $600.00 | ($600.00) |
| 774100 | Data Processing Equipmnt Use-Intrnl | | $339.05 | ($339.05) |
| **Total Operation** | | | **$1,439.05** | **($1,439.05)** |
| **Net Contribution (use) of Unallocated General: 251511** | | | **$100,233.67** | **($100,233.67)** |

Report Package: Operating Ledger
report created by: Cats

Dec 4, 2007 3:42:57 PM

# BUDGET REPORT

Organization: 251512
Garner Rochelle

Report Name: Budget Report by Account

Fiscal Year: 2007-08

| ACCOUNT | ACCOUNT_DESC | Revenue Dollars | Expense Dollars | Net Contribution |
|---|---|---|---|---|
| 614000 | Faculty-Budget Pool | | $56,797.33 | ($56,797.33) |
| 615300 | Faculty-Summer | | $7,950.00 | ($7,950.00) |
| **Total Personnel Services** | | | **$64,747.33** | **($64,747.33)** |
| 623100 | Staff Benefits-Faculty | | $14,540.12 | ($14,540.12) |
| 623200 | Staff Benefits-Faculty Part Time | | $1,049.40 | ($1,049.40) |
| **Total Benefits** | | | **$15,589.52** | **($15,589.52)** |
| 740000 | Budget Pool-Travel | | $500.00 | ($500.00) |
| 750000 | Budget Pool-Info & Communications | | $600.00 | ($600.00) |
| 774100 | Data Processing Equipmnt Use-Intrnl | | $339.05 | ($339.05) |
| **Total Operation** | | | **$1,439.05** | **($1,439.05)** |
| **Net Contribution (use) of Unallocated General: 251512** | | | **$81,775.90** | **($81,775.90)** |

Report Package: Operating Ledger
report created by: Cats

Dec 4, 2007 3:42:57 PM

# BUDGET REPORT

Organization: 251513
Graham Glenn

Report Name: Budget Report by Account

Fiscal Year: 2007-08

| ACCOUNT | ACCOUNT_DESC | Revenue Dollars | Expense Dollars | Net Contribution |
|---|---|---|---|---|
| 614000 | Faculty-Budget Pool | | $45,502.22 | ($45,502.22) |
| 615300 | Faculty-Summer | | $6,907.00 | ($6,907.00) |
| **Total Personnel Services** | | | **$52,409.22** | **($52,409.22)** |
| 623100 | Staff Benefits-Faculty | | $11,648.57 | ($11,648.57) |
| 623200 | Staff Benefits-Faculty Part Time | | $911.72 | ($911.72) |
| **Total Benefits** | | | **$12,560.29** | **($12,560.29)** |
| 740000 | Budget Pool-Travel | | $500.00 | ($500.00) |
| 750000 | Budget Pool-Info & Communications | | $600.00 | ($600.00) |
| 774100 | Data Processing Equipmnt Use-Intrnl | | $339.05 | ($339.05) |
| **Total Operation** | | | **$1,439.05** | **($1,439.05)** |
| **Net Contribution (use) of Unallocated General: 251513** | | | **$66,408.56** | **($66,408.56)** |

Report Package: Operating Ledger
report created by: Cats

Dec 4, 2007 3:42:57 PM

# BUDGET REPORT

Organization: 251514
Graham Scott

Report Name: Budget Report by Account

Fiscal Year: 2007-08

| ACCOUNT | ACCOUNT_DESC | Revenue Dollars | Expense Dollars | Net Contribution |
|---|---|---|---|---|
| 614000 | Faculty-Budget Pool | | $95,425.73 | ($95,425.73) |
| 615300 | Faculty-Summer | | $8,552.00 | ($8,552.00) |
| **Total Personnel Services** | | | **$103,977.73** | **($103,977.73)** |
| 623100 | Staff Benefits-Faculty | | $23,896.06 | ($23,896.06) |
| 623200 | Staff Benefits-Faculty Part Time | | $1,128.86 | ($1,128.86) |
| **Total Benefits** | | | **$25,024.92** | **($25,024.92)** |
| 740000 | Budget Pool-Travel | | $500.00 | ($500.00) |
| 750000 | Budget Pool-Info & Communications | | $600.00 | ($600.00) |
| 774100 | Data Processing Equipmnt Use-Intrnl | | $339.05 | ($339.05) |
| **Total Operation** | | | **$1,439.05** | **($1,439.05)** |
| **Net Contribution (use) of Unallocated General: 251514** | | | **$130,441.70** | **($130,441.70)** |

Report Package: Operating Ledger
report created by: Cats

Dec 4, 2007 3:42:57 PM

# BUDGET REPORT

Organization: 251515
Hambright Grant

Report Name: Budget Report by Account

Fiscal Year: 2007-08

| ACCOUNT | ACCOUNT_DESC | Revenue Dollars | Expense Dollars | Net Contribution |
|---|---|---|---|---|
| 614000 | Faculty-Budget Pool | | $67,445.93 | ($67,445.93) |
| 615300 | Faculty-Summer | | $8,298.00 | ($8,298.00) |
| **Total Personnel Services** | | | **$75,743.93** | **($75,743.93)** |
| 623100 | Staff Benefits-Faculty | | $17,266.15 | ($17,266.15) |
| 623200 | Staff Benefits-Faculty Part Time | | $1,095.34 | ($1,095.34) |
| **Total Benefits** | | | **$18,361.49** | **($18,361.49)** |
| 740000 | Budget Pool-Travel | | $500.00 | ($500.00) |
| 750000 | Budget Pool-Info & Communications | | $600.00 | ($600.00) |
| 774100 | Data Processing Equipmnt Use-Intrnl | | $339.05 | ($339.05) |
| **Total Operation** | | | **$1,439.05** | **($1,439.05)** |
| **Net Contribution (use) of Unallocated General: 251515** | | | **$95,544.47** | **($95,544.47)** |

Report Package: Operating Ledger
report created by: Cats

Dec 4, 2007 3:42:57 PM

# BUDGET REPORT

Organization: 251516
Lindsey Jill

Report Name: Budget Report by Account

Fiscal Year: 2007-08

| ACCOUNT | ACCOUNT_DESC | Revenue Dollars | Expense Dollars | Net Contribution |
|---|---|---|---|---|
| 614000 | Faculty-Budget Pool | | $58,081.66 | ($58,081.66) |
| 615300 | Faculty-Summer | | $10,112.00 | ($10,112.00) |
| **Total Personnel Services** | | | **$68,193.66** | **($68,193.66)** |
| 623100 | Staff Benefits-Faculty | | $14,868.90 | ($14,868.90) |
| 623200 | Staff Benefits-Faculty Part Time | | $1,334.78 | ($1,334.78) |
| **Total Benefits** | | | **$16,203.68** | **($16,203.68)** |
| 740000 | Budget Pool-Travel | | $500.00 | ($500.00) |
| 750000 | Budget Pool-Info & Communications | | $600.00 | ($600.00) |
| 774100 | Data Processing Equipmnt Use-Intrnl | | $339.05 | ($339.05) |
| **Total Operation** | | | **$1,439.05** | **($1,439.05)** |
| **Net Contribution (use) of Unallocated General: 251516** | | | **$85,836.39** | **($85,836.39)** |

Report Package: Operating Ledger
report created by: Cats

Dec 4, 2007 3:42:57 PM

# BUDGET REPORT

Organization: 251517
McKnight John

Report Name: Budget Report by Account

Fiscal Year: 2007-08

| ACCOUNT | ACCOUNT_DESC | Revenue Dollars | Expense Dollars | Net Contribution |
|---|---|---|---|---|
| 614000 | Faculty-Budget Pool | | $55,537.68 | ($55,537.68) |
| **Total Personnel Services** | | | **$55,537.68** | **($55,537.68)** |
| 623100 | Staff Benefits-Faculty | | $14,217.65 | ($14,217.65) |
| **Total Benefits** | | | **$14,217.65** | **($14,217.65)** |
| 750000 | Budget Pool-Info & Communications | | $600.00 | ($600.00) |
| **Total Operation** | | | **$600.00** | **($600.00)** |
| **Net Contribution (use) of Unallocated General: 251517** | | | **$70,355.33** | **($70,355.33)** |

Report Package: Operating Ledger
report created by: Cats

Dec 4, 2007 3:42:57 PM

# BUDGET REPORT

Organization: 251518
Jackson Sarah

Report Name: Budget Report by Account

Fiscal Year: 2007-08

| ACCOUNT | ACCOUNT_DESC | Revenue Dollars | Expense Dollars | Net Contribution |
|---|---|---|---|---|
| 612000 | Classified-Budget Pool | | $24,328.06 | ($24,328.06) |
| **Total Personnel Services** | | | **$24,328.06** | **($24,328.06)** |
| 622100 | Staff Benefits-Classified/Exmt Hrly | | $11,312.55 | ($11,312.55) |
| **Total Benefits** | | | **$11,312.55** | **($11,312.55)** |
| 750000 | Budget Pool-Info & Communications | | $500.00 | ($500.00) |
| 774100 | Data Processing Equipmnt Use-Intrnl | | $339.05 | ($339.05) |
| **Total Operation** | | | **$839.05** | **($839.05)** |
| **Net Contribution (use) of Unallocated General: 251518** | | | **$36,479.66** | **($36,479.66)** |

Report Package: Operating Ledger
report created by: Cats

Dec 4, 2007 3:42:57 PM

# BUDGET REPORT

Organization: 251519
Rafferty Timothy

Report Name: Budget Report by Account

Fiscal Year: 2007-08

| ACCOUNT | ACCOUNT_DESC | Revenue Dollars | Expense Dollars | Net Contribution |
|---|---|---|---|---|
| 614000 | Faculty-Budget Pool | | $64,025.09 | ($64,025.09) |
| 615300 | Faculty-Summer | | $9,590.00 | ($9,590.00) |
| **Total Personnel Services** | | | **$73,615.09** | **($73,615.09)** |
| 623100 | Staff Benefits-Faculty | | $16,390.42 | ($16,390.42) |
| 623200 | Staff Benefits-Faculty Part Time | | $1,265.88 | ($1,265.88) |
| **Total Benefits** | | | **$17,656.30** | **($17,656.30)** |
| 740000 | Budget Pool-Travel | | $500.00 | ($500.00) |
| 750000 | Budget Pool-Info & Communications | | $600.00 | ($600.00) |
| 774100 | Data Processing Equipmnt Use-Intrnl | | $339.05 | ($339.05) |
| **Total Operation** | | | **$1,439.05** | **($1,439.05)** |
| **Net Contribution (use) of Unallocated General: 251519** | | | **$92,710.44** | **($92,710.44)** |

Report Package: Operating Ledger
report created by: Cats

Dec 4, 2007 3:42:57 PM

# BUDGET REPORT

Organization: 251520
Roby Douglas

Report Name: Budget Report by Account

Fiscal Year: 2007-08

| ACCOUNT | ACCOUNT_DESC | Revenue Dollars | Expense Dollars | Net Contribution |
|---|---|---|---|---|
| 614000 | Faculty-Budget Pool | | $60,644.49 | ($60,644.49) |
| 615300 | Faculty-Summer | | $9,219.00 | ($9,219.00) |
| **Total Personnel Services** | | | **$69,863.49** | **($69,863.49)** |
| 623100 | Staff Benefits-Faculty | | $15,524.99 | ($15,524.99) |
| 623200 | Staff Benefits-Faculty Part Time | | $1,216.91 | ($1,216.91) |
| **Total Benefits** | | | **$16,741.90** | **($16,741.90)** |
| 740000 | Budget Pool-Travel | | $500.00 | ($500.00) |
| 750000 | Budget Pool-Info & Communications | | $600.00 | ($600.00) |
| 774100 | Data Processing Equipmnt Use-Intrnl | | $339.05 | ($339.05) |
| **Total Operation** | | | **$1,439.05** | **($1,439.05)** |
| **Net Contribution (use) of Unallocated General: 251520** | | | **$88,044.44** | **($88,044.44)** |

Report Package: Operating Ledger
report created by: Cats

Dec 4, 2007 3:42:57 PM

# BUDGET REPORT

Organization: 251521
Ryan Charles

Report Name: Budget Report by Account

Fiscal Year: 2007-08

| ACCOUNT | ACCOUNT_DESC | Revenue Dollars | Expense Dollars | Net Contribution |
|---|---|---|---|---|
| 614000 | Faculty-Budget Pool | | $55,673.80 | ($55,673.80) |
| **Total Personnel Services** | | | **$55,673.80** | **($55,673.80)** |
| 623100 | Staff Benefits-Faculty | | $14,252.49 | ($14,252.49) |
| **Total Benefits** | | | **$14,252.49** | **($14,252.49)** |
| 740000 | Budget Pool-Travel | | $500.00 | ($500.00) |
| 774100 | Data Processing Equipmnt Use-Intrnl | | $169.52 | ($169.52) |
| **Total Operation** | | | **$669.52** | **($669.52)** |
| **Net Contribution (use) of Unallocated General: 251521** | | | **$70,595.81** | **($70,595.81)** |

Report Package: Operating Ledger
report created by: Cats

Dec 4, 2007 3:42:57 PM

# BUDGET REPORT

Organization: 251522
Veres Marguerite

Report Name: Budget Report by Account

Fiscal Year: 2007-08

| ACCOUNT | ACCOUNT_DESC | Revenue Dollars | Expense Dollars | Net Contribution |
|---|---|---|---|---|
| 614000 | Faculty-Budget Pool | | $48,789.91 | ($48,789.91) |
| 615300 | Faculty-Summer | | $7,406.00 | ($7,406.00) |
| **Total Personnel Services** | | | **$56,195.91** | **($56,195.91)** |
| 623100 | Staff Benefits-Faculty | | $12,490.22 | ($12,490.22) |
| 623200 | Staff Benefits-Faculty Part Time | | $977.59 | ($977.59) |
| **Total Benefits** | | | **$13,467.81** | **($13,467.81)** |
| 740000 | Budget Pool-Travel | | $500.00 | ($500.00) |
| 750000 | Budget Pool-Info & Communications | | $600.00 | ($600.00) |
| 774100 | Data Processing Equipmnt Use-Intrnl | | $339.05 | ($339.05) |
| **Total Operation** | | | **$1,439.05** | **($1,439.05)** |
| **Net Contribution (use) of Unallocated General: 251522** | | | **$71,102.77** | **($71,102.77)** |

Report Package: Operating Ledger
report created by: Cats

Dec 4, 2007 3:42:57 PM

# BUDGET REPORT

Organization: 251523
Cahill Diana

Report Name: Budget Report by Account

Fiscal Year: 2007-08

| ACCOUNT | ACCOUNT_DESC | Revenue Dollars | Expense Dollars | Net Contribution |
|---|---|---|---|---|
| 611100 | Unclassified-Contract | | $37,833.02 | ($37,833.02) |
| **Total Personnel Services** | | | **$37,833.02** | **($37,833.02)** |
| 621100 | Staff Benefits-Unclassified | | $14,527.88 | ($14,527.88) |
| **Total Benefits** | | | **$14,527.88** | **($14,527.88)** |
| 740000 | Budget Pool-Travel | | $500.00 | ($500.00) |
| 750000 | Budget Pool-Info & Communications | | $600.00 | ($600.00) |
| 774100 | Data Processing Equipmnt Use-Intrnl | | $339.05 | ($339.05) |
| **Total Operation** | | | **$1,439.05** | **($1,439.05)** |
| **Net Contribution (use) of Unallocated General: 251523** | | | **$53,799.95** | **($53,799.95)** |

Report Package: Operating Ledger
report created by: Cats

Dec 4, 2007 3:42:57 PM

# BUDGET REPORT

Organization: 251524
Risacher Joanne

Report Name: Budget Report by Account

Fiscal Year: 2007-08

| ACCOUNT | ACCOUNT_DESC | Revenue Dollars | Expense Dollars | Net Contribution |
|---|---|---|---|---|
| 615300 | Faculty-Summer | | $4,258.00 | ($4,258.00) |
| **Total Personnel Services** | | | **$4,258.00** | **($4,258.00)** |
| 623200 | Staff Benefits-Faculty Part Time | | $562.06 | ($562.06) |
| **Total Benefits** | | | **$562.06** | **($562.06)** |
| 740000 | Budget Pool-Travel | | $500.00 | ($500.00) |
| 750000 | Budget Pool-Info & Communications | | $600.00 | ($600.00) |
| **Total Operation** | | | **$1,100.00** | **($1,100.00)** |
| **Net Contribution (use) of Unallocated General: 251524** | | | **$5,920.06** | **($5,920.06)** |

Report Package: Operating Ledger
report created by: Cats

Dec 4, 2007 3:42:57 PM

# BUDGET REPORT

Organization: 251525
Bennett Frieda

Report Name: Budget Report by Account

Fiscal Year: 2007-08

| ACCOUNT | ACCOUNT_DESC | Revenue Dollars | Expense Dollars | Net Contribution |
|---|---|---|---|---|
| 614000 | Faculty-Budget Pool | | $50,895.56 | ($50,895.56) |
| **Total Personnel Services** | | | **$50,895.56** | **($50,895.56)** |
| 623100 | Staff Benefits-Faculty | | $13,029.27 | ($13,029.27) |
| **Total Benefits** | | | **$13,029.27** | **($13,029.27)** |
| 740000 | Budget Pool-Travel | | $500.00 | ($500.00) |
| 750000 | Budget Pool-Info & Communications | | $600.00 | ($600.00) |
| 774100 | Data Processing Equipmnt Use-Intrnl | | $339.05 | ($339.05) |
| **Total Operation** | | | **$1,439.05** | **($1,439.05)** |
| **Net Contribution (use) of Unallocated General: 251525** | | | **$65,363.88** | **($65,363.88)** |

Report Package: Operating Ledger
report created by: Cats

Dec 4, 2007 3:42:57 PM

# BUDGET REPORT

Organization: 251526
Franco Myra

Report Name: Budget Report by Account

Fiscal Year: 2007-08

| ACCOUNT | ACCOUNT_DESC | Revenue Dollars | Expense Dollars | Net Contribution |
|---|---|---|---|---|
| 614000 | Faculty-Budget Pool | | $51,289.75 | ($51,289.75) |
| **Total Personnel Services** | | | **$51,289.75** | **($51,289.75)** |
| 623100 | Staff Benefits-Faculty | | $13,130.18 | ($13,130.18) |
| **Total Benefits** | | | **$13,130.18** | **($13,130.18)** |
| 740000 | Budget Pool-Travel | | $500.00 | ($500.00) |
| 750000 | Budget Pool-Info & Communications | | $600.00 | ($600.00) |
| 774100 | Data Processing Equipmnt Use-Intrnl | | $339.05 | ($339.05) |
| **Total Operation** | | | **$1,439.05** | **($1,439.05)** |
| **Net Contribution (use) of Unallocated General: 251526** | | | **$65,858.98** | **($65,858.98)** |

Report Package: Operating Ledger
report created by: Cats

Dec 4, 2007 3:42:57 PM

# BUDGET REPORT

Organization: EHS55
Human Services

Report Name: Budget Report by Account

Fiscal Year: 2007-08

| ACCOUNT | ACCOUNT_DESC | Revenue Dollars | Expense Dollars | Net Contribution |
|---|---|---|---|---|
| 611500 | Graduate Assistants | | $21,294.13 | ($21,294.13) |
| 612000 | Classified-Budget Pool | | $65,874.41 | ($65,874.41) |
| 614000 | Faculty-Budget Pool | | $840,335.10 | ($840,335.10) |
| 615000 | Faculty-Other Budget Pool | | $26,326.00 | ($26,326.00) |
| 615300 | Faculty-Summer | | $94,597.00 | ($94,597.00) |
| 615304 | Faculty-Summer-Overload-AcademicFac | | $6,900.00 | ($6,900.00) |
| 616000 | Student Wages-Budget Pool | | $3,660.00 | ($3,660.00) |
| **Total Personnel Services** | | | **$1,058,986.64** | **($1,058,986.64)** |
| 622100 | Staff Benefits-Classified/Exmt Hrly | | $30,631.61 | ($30,631.61) |
| 623100 | Staff Benefits-Faculty | | $215,125.80 | ($215,125.80) |
| 623200 | Staff Benefits-Faculty Part Time | | $15,961.83 | ($15,961.83) |
| **Total Benefits** | | | **$261,719.24** | **($261,719.24)** |
| 717000 | Budget Pool-Contracted Services | | $500.00 | ($500.00) |
| 730000 | Budget Pool-Supplies | | $9,000.00 | ($9,000.00) |
| 740000 | Budget Pool-Travel | | $10,000.00 | ($10,000.00) |
| 750000 | Budget Pool-Info & Communications | | $15,801.00 | ($15,801.00) |
| 760000 | Budget Pool-Maintenance & Repair | | $500.00 | ($500.00) |
| 773400 | Waivers-GA Academic In State | | $26,825.76 | ($26,825.76) |
| 773420 | Waivers-GA Summer In State | | $15,323.36 | ($15,323.36) |
| 774100 | Data Processing Equipmnt Use-Intrnl | | $75,275.45 | ($75,275.45) |
| **Total Operation** | | | **$153,225.57** | **($153,225.57)** |
| **Net Contribution (use) of Unallocated General: EHS55** | | | **$1,473,931.45** | **($1,473,931.45)** |

Report Package: Operating Ledger
report created by: Cats

Dec 4, 2007 3:39:05 PM

# BUDGET REPORT

Report Name: Budget Report by Account

Organization: EHS555
Human Services

Fiscal Year: 2007-08

| ACCOUNT | ACCOUNT_DESC | Revenue Dollars | Expense Dollars | Net Contribution |
|---|---|---|---|---|
| 611500 | Graduate Assistants | | $21,294.13 | ($21,294.13) |
| 612000 | Classified-Budget Pool | | $65,874.41 | ($65,874.41) |
| 614000 | Faculty-Budget Pool | | $840,335.10 | ($840,335.10) |
| 615000 | Faculty-Other Budget Pool | | $26,326.00 | ($26,326.00) |
| 615300 | Faculty-Summer | | $94,597.00 | ($94,597.00) |
| 615304 | Faculty-Summer-Overload-AcademicFac | | $6,900.00 | ($6,900.00) |
| 616000 | Student Wages-Budget Pool | | $3,660.00 | ($3,660.00) |
| **Total Personnel Services** | | | **$1,058,986.64** | **($1,058,986.64)** |
| 622100 | Staff Benefits-Classified/Exmt Hrly | | $30,631.61 | ($30,631.61) |
| 623100 | Staff Benefits-Faculty | | $215,125.80 | ($215,125.80) |
| 623200 | Staff Benefits-Faculty Part Time | | $15,961.83 | ($15,961.83) |
| **Total Benefits** | | | **$261,719.24** | **($261,719.24)** |
| 717000 | Budget Pool-Contracted Services | | $500.00 | ($500.00) |
| 730000 | Budget Pool-Supplies | | $9,000.00 | ($9,000.00) |
| 740000 | Budget Pool-Travel | | $10,000.00 | ($10,000.00) |
| 750000 | Budget Pool-Info & Communications | | $15,801.00 | ($15,801.00) |
| 760000 | Budget Pool-Maintenance & Repair | | $500.00 | ($500.00) |
| 773400 | Waivers-GA Academic In State | | $26,825.76 | ($26,825.76) |
| 773420 | Waivers-GA Summer In State | | $15,323.36 | ($15,323.36) |
| 774100 | Data Processing Equipmnt Use-Intrnl | | $75,275.45 | ($75,275.45) |
| **Total Operation** | | | **$153,225.57** | **($153,225.57)** |
| **Net Contribution (use) of Unallocated General: EHS555** | | | **$1,473,931.45** | **($1,473,931.45)** |

Report Package: Operating Ledger
report created by: Cats

Dec 4, 2007 3:40:50 PM

# BUDGET REPORT

Organization: 251600
Human Services

Report Name: Budget Report by Account

Fiscal Year: 2007-08

| ACCOUNT | ACCOUNT_DESC | Revenue Dollars | Expense Dollars | Net Contribution |
|---|---|---|---|---|
| 611500 | Graduate Assistants | | $21,294.13 | ($21,294.13) |
| 615000 | Faculty-Other Budget Pool | | $26,326.00 | ($26,326.00) |
| 616000 | Student Wages-Budget Pool | | $3,660.00 | ($3,660.00) |
| **Total Personnel Services** | | | **$51,280.13** | **($51,280.13)** |
| 623200 | Staff Benefits-Faculty Part Time | | $3,475.03 | ($3,475.03) |
| **Total Benefits** | | | **$3,475.03** | **($3,475.03)** |
| 717000 | Budget Pool-Contracted Services | | $500.00 | ($500.00) |
| 730000 | Budget Pool-Supplies | | $9,000.00 | ($9,000.00) |
| 740000 | Budget Pool-Travel | | $2,500.00 | ($2,500.00) |
| 750000 | Budget Pool-Info & Communications | | $8,701.00 | ($8,701.00) |
| 760000 | Budget Pool-Maintenance & Repair | | $500.00 | ($500.00) |
| 773400 | Waivers-GA Academic In State | | $26,825.76 | ($26,825.76) |
| 773420 | Waivers-GA Summer In State | | $15,323.36 | ($15,323.36) |
| 774100 | Data Processing Equipmnt Use-Intrnl | | $70,528.75 | ($70,528.75) |
| **Total Operation** | | | **$133,878.87** | **($133,878.87)** |
| **Net Contribution (use) of Unallocated General: 251600** | | | **$188,634.03** | **($188,634.03)** |

Report Package: Operating Ledger
report created by: Cats

Dec 4, 2007 3:42:57 PM

# BUDGET REPORT

Organization: 251605
Cox Joyce

Report Name: Budget Report by Account

Fiscal Year: 2007-08

| ACCOUNT | ACCOUNT_DESC | Revenue Dollars | Expense Dollars | Net Contribution |
|---|---|---|---|---|
| 612000 | Classified-Budget Pool | | $33,424.93 | ($33,424.93) |
| **Total Personnel Services** | | | **$33,424.93** | **($33,424.93)** |
| 622100 | Staff Benefits-Classified/Exmt Hrly | | $15,542.60 | ($15,542.60) |
| **Total Benefits** | | | **$15,542.60** | **($15,542.60)** |
| 750000 | Budget Pool-Info & Communications | | $600.00 | ($600.00) |
| 774100 | Data Processing Equipmnt Use-Intrnl | | $339.05 | ($339.05) |
| **Total Operation** | | | **$939.05** | **($939.05)** |
| **Net Contribution (use) of Unallocated General: 251605** | | | **$49,906.58** | **($49,906.58)** |

Report Package: Operating Ledger
report created by: Cats

Dec 4, 2007 3:42:57 PM

# BUDGET REPORT

Organization: 251606
Fortson Stephen

Report Name: Budget Report by Account

Fiscal Year: 2007-08

| ACCOUNT | ACCOUNT_DESC | Revenue Dollars | Expense Dollars | Net Contribution |
|---|---|---|---|---|
| 614000 | Faculty-Budget Pool | | $93,406.48 | ($93,406.48) |
| **Total Personnel Services** | | | **$93,406.48** | **($93,406.48)** |
| 623100 | Staff Benefits-Faculty | | $23,912.07 | ($23,912.07) |
| **Total Benefits** | | | **$23,912.07** | **($23,912.07)** |
| 740000 | Budget Pool-Travel | | $2,000.00 | ($2,000.00) |
| 750000 | Budget Pool-Info & Communications | | $500.00 | ($500.00) |
| 774100 | Data Processing Equipmnt Use-Intrnl | | $339.05 | ($339.05) |
| **Total Operation** | | | **$2,839.05** | **($2,839.05)** |
| **Net Contribution (use) of Unallocated General: 251606** | | | **$120,157.60** | **($120,157.60)** |

Report Package: Operating Ledger
report created by: Cats

Dec 4, 2007 3:42:57 PM

# BUDGET REPORT

Organization: 251607
Frey Diane

Report Name: Budget Report by Account

Fiscal Year: 2007-08

| ACCOUNT | ACCOUNT_DESC | Revenue Dollars | Expense Dollars | Net Contribution |
|---|---|---|---|---|
| 614000 | Faculty-Budget Pool | | $92,992.31 | ($92,992.31) |
| 615300 | Faculty-Summer | | $13,740.00 | ($13,740.00) |
| **Total Personnel Services** | | | **$106,732.31** | **($106,732.31)** |
| 623100 | Staff Benefits-Faculty | | $23,806.03 | ($23,806.03) |
| 623200 | Staff Benefits-Faculty Part Time | | $1,813.68 | ($1,813.68) |
| **Total Benefits** | | | **$25,619.71** | **($25,619.71)** |
| 740000 | Budget Pool-Travel | | $500.00 | ($500.00) |
| 750000 | Budget Pool-Info & Communications | | $500.00 | ($500.00) |
| 774100 | Data Processing Equipmnt Use-Intrnl | | $339.05 | ($339.05) |
| **Total Operation** | | | **$1,339.05** | **($1,339.05)** |
| **Net Contribution (use) of Unallocated General: 251607** | | | **$133,691.07** | **($133,691.07)** |

Report Package: Operating Ledger
report created by: Cats

Dec 4, 2007 3:42:57 PM

# BUDGET REPORT

Organization: 251608
Henderson Phyllis

Report Name: Budget Report by Account

Fiscal Year: 2007-08

| ACCOUNT | ACCOUNT_DESC | Revenue Dollars | Expense Dollars | Net Contribution |
|---|---|---|---|---|
| 614000 | Faculty-Budget Pool | | $75,115.81 | ($75,115.81) |
| 615300 | Faculty-Summer | | $10,764.00 | ($10,764.00) |
| **Total Personnel Services** | | | **$85,879.81** | **($85,879.81)** |
| 623100 | Staff Benefits-Faculty | | $19,229.65 | ($19,229.65) |
| 623200 | Staff Benefits-Faculty Part Time | | $1,420.85 | ($1,420.85) |
| **Total Benefits** | | | **$20,650.50** | **($20,650.50)** |
| 740000 | Budget Pool-Travel | | $500.00 | ($500.00) |
| 750000 | Budget Pool-Info & Communications | | $500.00 | ($500.00) |
| 774100 | Data Processing Equipmnt Use-Intrnl | | $339.05 | ($339.05) |
| **Total Operation** | | | **$1,339.05** | **($1,339.05)** |
| **Net Contribution (use) of Unallocated General: 251608** | | | **$107,869.36** | **($107,869.36)** |

Report Package: Operating Ledger
report created by: Cats

Dec 4, 2007 3:42:57 PM

# BUDGET REPORT

Organization: 251609
Jones Mary Ann

Report Name: Budget Report by Account

Fiscal Year: 2007-08

| ACCOUNT | ACCOUNT_DESC | Revenue Dollars | Expense Dollars | Net Contribution |
|---|---|---|---|---|
| 614000 | Faculty-Budget Pool | | $69,919.53 | ($69,919.53) |
| 615300 | Faculty-Summer | | $10,517.00 | ($10,517.00) |
| **Total Personnel Services** | | | **$80,436.53** | **($80,436.53)** |
| 623100 | Staff Benefits-Faculty | | $17,899.40 | ($17,899.40) |
| 623200 | Staff Benefits-Faculty Part Time | | $1,388.24 | ($1,388.24) |
| **Total Benefits** | | | **$19,287.64** | **($19,287.64)** |
| 740000 | Budget Pool-Travel | | $500.00 | ($500.00) |
| 750000 | Budget Pool-Info & Communications | | $500.00 | ($500.00) |
| 774100 | Data Processing Equipmnt Use-Intrnl | | $339.05 | ($339.05) |
| **Total Operation** | | | **$1,339.05** | **($1,339.05)** |
| **Net Contribution (use) of Unallocated General: 251609** | | | **$101,063.22** | **($101,063.22)** |

Report Package: Operating Ledger
report created by: Cats

Dec 4, 2007 3:42:57 PM

# BUDGET REPORT

Organization: 251610
Keferl Joseph

Report Name: Budget Report by Account

Fiscal Year: 2007-08

| ACCOUNT | ACCOUNT_DESC | Revenue Dollars | Expense Dollars | Net Contribution |
|---|---|---|---|---|
| 614000 | Faculty-Budget Pool | | $59,990.11 | ($59,990.11) |
| 615300 | Faculty-Summer | | $7,998.00 | ($7,998.00) |
| **Total Personnel Services** | | | **$67,988.11** | **($67,988.11)** |
| 623100 | Staff Benefits-Faculty | | $15,357.46 | ($15,357.46) |
| 623200 | Staff Benefits-Faculty Part Time | | $1,055.74 | ($1,055.74) |
| **Total Benefits** | | | **$16,413.20** | **($16,413.20)** |
| 740000 | Budget Pool-Travel | | $500.00 | ($500.00) |
| 750000 | Budget Pool-Info & Communications | | $500.00 | ($500.00) |
| 774100 | Data Processing Equipmnt Use-Intrnl | | $339.05 | ($339.05) |
| **Total Operation** | | | **$1,339.05** | **($1,339.05)** |
| **Net Contribution (use) of Unallocated General: 251610** | | | **$85,740.36** | **($85,740.36)** |

Report Package: Operating Ledger
report created by: Cats

Dec 4, 2007 3:42:57 PM

# BUDGET REPORT

Organization: 251611
La Forge Jan

Report Name: Budget Report by Account

Fiscal Year: 2007-08

| ACCOUNT | ACCOUNT_DESC | Revenue Dollars | Expense Dollars | Net Contribution |
|---|---|---|---|---|
| 614000 | Faculty-Budget Pool | | $91,821.52 | ($91,821.52) |
| 615300 | Faculty-Summer | | $13,559.00 | ($13,559.00) |
| **Total Personnel Services** | | | **$105,380.52** | **($105,380.52)** |
| 623100 | Staff Benefits-Faculty | | $23,506.31 | ($23,506.31) |
| 623200 | Staff Benefits-Faculty Part Time | | $1,789.79 | ($1,789.79) |
| **Total Benefits** | | | **$25,296.10** | **($25,296.10)** |
| 740000 | Budget Pool-Travel | | $500.00 | ($500.00) |
| 750000 | Budget Pool-Info & Communications | | $500.00 | ($500.00) |
| 774100 | Data Processing Equipmnt Use-Intrnl | | $339.05 | ($339.05) |
| **Total Operation** | | | **$1,339.05** | **($1,339.05)** |
| **Net Contribution (use) of Unallocated General: 251611** | | | **$132,015.67** | **($132,015.67)** |

Report Package: Operating Ledger
report created by: Cats

Dec 4, 2007 3:42:57 PM

# BUDGET REPORT

Organization: 251612
Pickett Marilyn

Report Name: Budget Report by Account

Fiscal Year: 2007-08

| ACCOUNT | ACCOUNT_DESC | Revenue Dollars | Expense Dollars | Net Contribution |
|---|---|---|---|---|
| 612000 | Classified-Budget Pool | | $32,449.48 | ($32,449.48) |
| **Total Personnel Services** | | | **$32,449.48** | **($32,449.48)** |
| 622100 | Staff Benefits-Classified/Exmt Hrly | | $15,089.01 | ($15,089.01) |
| **Total Benefits** | | | **$15,089.01** | **($15,089.01)** |
| 750000 | Budget Pool-Info & Communications | | $500.00 | ($500.00) |
| 774100 | Data Processing Equipmnt Use-Intrnl | | $339.05 | ($339.05) |
| **Total Operation** | | | **$839.05** | **($839.05)** |
| **Net Contribution (use) of Unallocated General: 251612** | | | **$48,377.54** | **($48,377.54)** |

Report Package: Operating Ledger
report created by: Cats

Dec 4, 2007 3:42:57 PM

# BUDGET REPORT

Organization: 251613
Self Eileen

Report Name: Budget Report by Account

Fiscal Year: 2007-08

| ACCOUNT | ACCOUNT_DESC | Revenue Dollars | Expense Dollars | Net Contribution |
|---|---|---|---|---|
| 614000 | Faculty-Budget Pool | | $69,484.39 | ($69,484.39) |
| 615300 | Faculty-Summer | | $9,802.00 | ($9,802.00) |
| **Total Personnel Services** | | | **$79,286.39** | **($79,286.39)** |
| 623100 | Staff Benefits-Faculty | | $17,788.01 | ($17,788.01) |
| 623200 | Staff Benefits-Faculty Part Time | | $1,293.86 | ($1,293.86) |
| **Total Benefits** | | | **$19,081.87** | **($19,081.87)** |
| 740000 | Budget Pool-Travel | | $500.00 | ($500.00) |
| 750000 | Budget Pool-Info & Communications | | $500.00 | ($500.00) |
| 774100 | Data Processing Equipmnt Use-Intrnl | | $339.05 | ($339.05) |
| **Total Operation** | | | **$1,339.05** | **($1,339.05)** |
| **Net Contribution (use) of Unallocated General: 251613** | | | **$99,707.31** | **($99,707.31)** |

Report Package: Operating Ledger
report created by: Cats

Dec 4, 2007 3:42:57 PM

# BUDGET REPORT

Organization: 251614
Tromski-Klingshirn Donna

Report Name: Budget Report by Account

Fiscal Year: 2007-08

| ACCOUNT | ACCOUNT_DESC | Revenue Dollars | Expense Dollars | Net Contribution |
|---|---|---|---|---|
| 614000 | Faculty-Budget Pool | | $59,989.75 | ($59,989.75) |
| 615300 | Faculty-Summer | | $7,966.00 | ($7,966.00) |
| **Total Personnel Services** | | | **$67,955.75** | **($67,955.75)** |
| 623100 | Staff Benefits-Faculty | | $15,357.38 | ($15,357.38) |
| 623200 | Staff Benefits-Faculty Part Time | | $1,051.51 | ($1,051.51) |
| **Total Benefits** | | | **$16,408.89** | **($16,408.89)** |
| 740000 | Budget Pool-Travel | | $500.00 | ($500.00) |
| 750000 | Budget Pool-Info & Communications | | $500.00 | ($500.00) |
| 774100 | Data Processing Equipmnt Use-Intrnl | | $339.05 | ($339.05) |
| **Total Operation** | | | **$1,339.05** | **($1,339.05)** |
| **Net Contribution (use) of Unallocated General: 251614** | | | **$85,703.69** | **($85,703.69)** |

Report Package: Operating Ledger
report created by: Cats

Dec 4, 2007 3:42:57 PM

# BUDGET REPORT

Organization: 251615
Wagner-Williams Carol

Report Name: Budget Report by Account

Fiscal Year: 2007-08

| ACCOUNT | ACCOUNT_DESC | Revenue Dollars | Expense Dollars | Net Contribution |
|---|---|---|---|---|
| 614000 | Faculty-Budget Pool | | $68,133.20 | ($68,133.20) |
| 615300 | Faculty-Summer | | $9,891.00 | ($9,891.00) |
| **Total Personnel Services** | | | **$78,024.20** | **($78,024.20)** |
| 623100 | Staff Benefits-Faculty | | $17,442.10 | ($17,442.10) |
| 623200 | Staff Benefits-Faculty Part Time | | $1,305.61 | ($1,305.61) |
| **Total Benefits** | | | **$18,747.71** | **($18,747.71)** |
| 740000 | Budget Pool-Travel | | $500.00 | ($500.00) |
| 750000 | Budget Pool-Info & Communications | | $500.00 | ($500.00) |
| 774100 | Data Processing Equipmnt Use-Intrnl | | $339.05 | ($339.05) |
| **Total Operation** | | | **$1,339.05** | **($1,339.05)** |
| **Net Contribution (use) of Unallocated General: 251615** | | | **$98,110.96** | **($98,110.96)** |

Report Package: Operating Ledger
report created by: Cats

Dec 4, 2007 3:42:57 PM

# BUDGET REPORT

Organization: 251616
Wantz Richard

Report Name: Budget Report by Account

Fiscal Year: 2007-08

| ACCOUNT | ACCOUNT_DESC | Revenue Dollars | Expense Dollars | Net Contribution |
|---|---|---|---|---|
| 614000 | Faculty-Budget Pool | | $74,610.00 | ($74,610.00) |
| 615300 | Faculty-Summer | | $10,360.00 | ($10,360.00) |
| **Total Personnel Services** | | | **$84,970.00** | **($84,970.00)** |
| 623100 | Staff Benefits-Faculty | | $19,100.16 | ($19,100.16) |
| 623200 | Staff Benefits-Faculty Part Time | | $1,367.52 | ($1,367.52) |
| **Total Benefits** | | | **$20,467.68** | **($20,467.68)** |
| 740000 | Budget Pool-Travel | | $500.00 | ($500.00) |
| 750000 | Budget Pool-Info & Communications | | $500.00 | ($500.00) |
| 774100 | Data Processing Equipmnt Use-Intrnl | | $339.05 | ($339.05) |
| **Total Operation** | | | **$1,339.05** | **($1,339.05)** |
| **Net Contribution (use) of Unallocated General: 251616** | | | **$106,776.73** | **($106,776.73)** |

Report Package: Operating Ledger
report created by: Cats

Dec 4, 2007 3:42:57 PM

# BUDGET REPORT

Organization: 251617
Daugherty Margaret

Report Name: Budget Report by Account

Fiscal Year: 2007-08

| ACCOUNT | ACCOUNT_DESC | Revenue Dollars | Expense Dollars | Net Contribution |
|---|---|---|---|---|
| 614000 | Faculty-Budget Pool | | $42,642.00 | ($42,642.00) |
| 615304 | Faculty-Summer-Overload-AcademicFac | | $6,900.00 | ($6,900.00) |
| **Total Personnel Services** | | | **$49,542.00** | **($49,542.00)** |
| 623100 | Staff Benefits-Faculty | | $10,916.35 | ($10,916.35) |
| **Total Benefits** | | | **$10,916.35** | **($10,916.35)** |
| 740000 | Budget Pool-Travel | | $500.00 | ($500.00) |
| 750000 | Budget Pool-Info & Communications | | $500.00 | ($500.00) |
| 774100 | Data Processing Equipmnt Use-Intrnl | | $339.05 | ($339.05) |
| **Total Operation** | | | **$1,339.05** | **($1,339.05)** |
| **Net Contribution (use) of Unallocated General: 251617** | | | **$61,797.40** | **($61,797.40)** |

Report Package: Operating Ledger
report created by: Cats

Dec 4, 2007 3:42:57 PM

# BUDGET REPORT

Organization: 251618
Dunaway Barbara

Report Name: Budget Report by Account

Fiscal Year: 2007-08

| ACCOUNT | ACCOUNT_DESC | Revenue Dollars | Expense Dollars | Net Contribution |
|---|---|---|---|---|
| 614000 | Faculty-Budget Pool | | $42,230.00 | ($42,230.00) |
| **Total Personnel Services** | | | **$42,230.00** | **($42,230.00)** |
| 623100 | Staff Benefits-Faculty | | $10,810.88 | ($10,810.88) |
| **Total Benefits** | | | **$10,810.88** | **($10,810.88)** |
| 740000 | Budget Pool-Travel | | $500.00 | ($500.00) |
| 750000 | Budget Pool-Info & Communications | | $500.00 | ($500.00) |
| 774100 | Data Processing Equipmnt Use-Intrnl | | $339.05 | ($339.05) |
| **Total Operation** | | | **$1,339.05** | **($1,339.05)** |
| **Net Contribution (use) of Unallocated General: 251618** | | | **$54,379.93** | **($54,379.93)** |

Report Package: Operating Ledger
report created by: Cats

Dec 4, 2007 3:42:57 PM

# BUDGET REPORT

Organization: ERC55
Educational Resource Center

Report Name: Budget Report by Account

Fiscal Year: 2007-08

| ACCOUNT | ACCOUNT_DESC | Revenue Dollars | Expense Dollars | Net Contribution |
|---|---|---|---|---|
| 505250 | Departmental Sales & Service | $10,000.00 | | $10,000.00 |
| **Total Revenue** | | **$10,000.00** | | **$10,000.00** |
| 611100 | Unclassified-Contract | | $64,999.23 | ($64,999.23) |
| 611500 | Graduate Assistants | | $14,196.45 | ($14,196.45) |
| 612000 | Classified-Budget Pool | | $23,659.89 | ($23,659.89) |
| 616000 | Student Wages-Budget Pool | | $23,402.00 | ($23,402.00) |
| **Total Personnel Services** | | | **$126,257.57** | **($126,257.57)** |
| 621100 | Staff Benefits-Unclassified | | $24,959.44 | ($24,959.44) |
| 622100 | Staff Benefits-Classified/Exmt Hrly | | $11,001.85 | ($11,001.85) |
| **Total Benefits** | | | **$35,961.29** | **($35,961.29)** |
| 717000 | Budget Pool-Contracted Services | | $3,000.00 | ($3,000.00) |
| 730000 | Budget Pool-Supplies | | $8,200.00 | ($8,200.00) |
| 740000 | Budget Pool-Travel | | $1,500.00 | ($1,500.00) |
| 750000 | Budget Pool-Info & Communications | | $3,017.00 | ($3,017.00) |
| 760000 | Budget Pool-Maintenance & Repair | | $1,500.00 | ($1,500.00) |
| 773400 | Waivers-GA Academic In State | | $17,883.84 | ($17,883.84) |
| 773420 | Waivers-GA Summer In State | | $10,215.92 | ($10,215.92) |
| 774100 | Data Processing Equipmnt Use-Intrnl | | $339.05 | ($339.05) |
| 795000 | Budget Pool-Library Acquisitions | | $13,300.00 | ($13,300.00) |
| **Total Operation** | | | **$58,955.81** | **($58,955.81)** |
| 879300 | Plant O&M Cost Allocatn E&G-Debit | | $16,074.08 | ($16,074.08) |
| 879890 | Earning Support/Trsf-Credit | | ($15,401.44) | $15,401.44 |
| **Total Transfers** | | | **$672.64** | **($672.64)** |
| **Net Contribution (use) of Unallocated General: ERC55** | | **$10,000.00** | **$221,847.31** | **($211,847.31)** |

Report Package: Operating Ledger
report created by: Cats

Dec 4, 2007 3:39:05 PM

# BUDGET REPORT

Organization: ERC555
Educational Resource Center

Report Name: Budget Report by Account

Fiscal Year: 2007-08

| ACCOUNT | ACCOUNT_DESC | Revenue Dollars | Expense Dollars | Net Contribution |
|---|---|---|---|---|
| 505250 | Departmental Sales & Service | $10,000.00 | | $10,000.00 |
| **Total Revenue** | | **$10,000.00** | | **$10,000.00** |
| 611100 | Unclassified-Contract | | $64,999.23 | ($64,999.23) |
| 611500 | Graduate Assistants | | $14,196.45 | ($14,196.45) |
| 612000 | Classified-Budget Pool | | $23,659.89 | ($23,659.89) |
| 616000 | Student Wages-Budget Pool | | $23,402.00 | ($23,402.00) |
| **Total Personnel Services** | | | **$126,257.57** | **($126,257.57)** |
| 621100 | Staff Benefits-Unclassified | | $24,959.44 | ($24,959.44) |
| 622100 | Staff Benefits-Classified/Exmt Hrly | | $11,001.85 | ($11,001.85) |
| **Total Benefits** | | | **$35,961.29** | **($35,961.29)** |
| 717000 | Budget Pool-Contracted Services | | $3,000.00 | ($3,000.00) |
| 730000 | Budget Pool-Supplies | | $8,200.00 | ($8,200.00) |
| 740000 | Budget Pool-Travel | | $1,500.00 | ($1,500.00) |
| 750000 | Budget Pool-Info & Communications | | $3,017.00 | ($3,017.00) |
| 760000 | Budget Pool-Maintenance & Repair | | $1,500.00 | ($1,500.00) |
| 773400 | Waivers-GA Academic In State | | $17,883.84 | ($17,883.84) |
| 773420 | Waivers-GA Summer In State | | $10,215.92 | ($10,215.92) |
| 774100 | Data Processing Equipmnt Use-Intrnl | | $339.05 | ($339.05) |
| 795000 | Budget Pool-Library Acquisitions | | $13,300.00 | ($13,300.00) |
| **Total Operation** | | | **$58,955.81** | **($58,955.81)** |
| 879300 | Plant O&M Cost Allocatn E&G-Debit | | $16,074.08 | ($16,074.08) |
| 879890 | Earning Support/Trsf-Credit | | ($15,401.44) | $15,401.44 |
| **Total Transfers** | | | **$672.64** | **($672.64)** |
| **Net Contribution (use) of Unallocated General: ERC555** | | **$10,000.00** | **$221,847.31** | **($211,847.31)** |

Report Package: Operating Ledger
report created by: Cats

Dec 4, 2007 3:40:50 PM

# BUDGET REPORT

Organization: 251100

Report Name: Budget Report by Account

R/E Media Production Lab Materials

Fiscal Year: 2007-08

| ACCOUNT | ACCOUNT_DESC | Revenue Dollars | Expense Dollars | Net Contribution |
|---|---|---|---|---|
| 505250 | Departmental Sales & Service | $10,000.00 | | $10,000.00 |
| **Total Revenue** | | **$10,000.00** | | **$10,000.00** |
| 717000 | Budget Pool-Contracted Services | | $3,000.00 | ($3,000.00) |
| 730000 | Budget Pool-Supplies | | $7,000.00 | ($7,000.00) |
| **Total Operation** | | | **$10,000.00** | **($10,000.00)** |
| 879300 | Plant O&M Cost Allocatn E&G-Debit | | $16,074.08 | ($16,074.08) |
| 879890 | Earning Support/Trsf-Credit | | ($15,401.44) | $15,401.44 |
| **Total Transfers** | | | **$672.64** | **($672.64)** |
| **Net Contribution (use) of Unallocated General: 251100** | | **$10,000.00** | **$10,672.64** | **($672.64)** |

Report Package: Operating Ledger

report created by: Cats

Dec 4, 2007 3:42:57 PM

# BUDGET REPORT

Organization: 251200
Educational Resource Center

Report Name: Budget Report by Account

Fiscal Year: 2007-08

| ACCOUNT | ACCOUNT_DESC | Revenue Dollars | Expense Dollars | Net Contribution |
|---|---|---|---|---|
| 611500 | Graduate Assistants | | $14,196.45 | ($14,196.45) |
| 616000 | Student Wages-Budget Pool | | $23,402.00 | ($23,402.00) |
| **Total Personnel Services** | | | **$37,598.45** | **($37,598.45)** |
| 730000 | Budget Pool-Supplies | | $1,200.00 | ($1,200.00) |
| 740000 | Budget Pool-Travel | | $1,500.00 | ($1,500.00) |
| 750000 | Budget Pool-Info & Communications | | $2,017.00 | ($2,017.00) |
| 760000 | Budget Pool-Maintenance & Repair | | $1,500.00 | ($1,500.00) |
| 773400 | Waivers-GA Academic In State | | $17,883.84 | ($17,883.84) |
| 773420 | Waivers-GA Summer In State | | $10,215.92 | ($10,215.92) |
| 795000 | Budget Pool-Library Acquisitions | | $13,300.00 | ($13,300.00) |
| **Total Operation** | | | **$47,616.76** | **($47,616.76)** |
| **Net Contribution (use) of Unallocated General: 251200** | | | **$85,215.21** | **($85,215.21)** |

Report Package: Operating Ledger
report created by: Cats

Dec 4, 2007 3:42:57 PM

# BUDGET REPORT

Organization: 251203
Bautz Travis

Report Name: Budget Report by Account

Fiscal Year: 2007-08

| ACCOUNT | ACCOUNT_DESC | Revenue Dollars | Expense Dollars | Net Contribution |
|---|---|---|---|---|
| 611100 | Unclassified-Contract | | $64,999.23 | ($64,999.23) |
| **Total Personnel Services** | | | **$64,999.23** | **($64,999.23)** |
| 621100 | Staff Benefits-Unclassified | | $24,959.44 | ($24,959.44) |
| **Total Benefits** | | | **$24,959.44** | **($24,959.44)** |
| 750000 | Budget Pool-Info & Communications | | $500.00 | ($500.00) |
| **Total Operation** | | | **$500.00** | **($500.00)** |
| **Net Contribution (use) of Unallocated General: 251203** | | | **$90,458.67** | **($90,458.67)** |

Report Package: Operating Ledger
report created by: Cats

Dec 4, 2007 3:42:57 PM

# BUDGET REPORT

Organization: 251204
Styers Elizabeth

Report Name: Budget Report by Account

Fiscal Year: 2007-08

| ACCOUNT | ACCOUNT_DESC | Revenue Dollars | Expense Dollars | Net Contribution |
|---|---|---|---|---|
| 612000 | Classified-Budget Pool | | $23,659.89 | ($23,659.89) |
| **Total Personnel Services** | | | **$23,659.89** | **($23,659.89)** |
| 622100 | Staff Benefits-Classified/Exmt Hrly | | $11,001.85 | ($11,001.85) |
| **Total Benefits** | | | **$11,001.85** | **($11,001.85)** |
| 750000 | Budget Pool-Info & Communications | | $500.00 | ($500.00) |
| 774100 | Data Processing Equipmnt Use-Intrnl | | $339.05 | ($339.05) |
| **Total Operation** | | | **$839.05** | **($839.05)** |
| **Net Contribution (use) of Unallocated General: 251204** | | | **$35,500.79** | **($35,500.79)** |

Report Package: Operating Ledger
report created by: Cats

Dec 4, 2007 3:42:57 PM

# BUDGET REPORT

Organization: ESS55
Academic Support Services-CEHS

Report Name: Budget Report by Account

Fiscal Year: 2007-08

| ACCOUNT | ACCOUNT_DESC | Revenue Dollars | Expense Dollars | Net Contribution |
|---|---|---|---|---|
| 611100 | Unclassified-Contract | | $255,274.82 | ($255,274.82) |
| 611500 | Graduate Assistants | | $14,197.55 | ($14,197.55) |
| 612000 | Classified-Budget Pool | | $62,209.31 | ($62,209.31) |
| 614000 | Faculty-Budget Pool | | $55,673.80 | ($55,673.80) |
| 616000 | Student Wages-Budget Pool | | $7,552.00 | ($7,552.00) |
| **Total Personnel Services** | | | **$394,907.48** | **($394,907.48)** |
| 621100 | Staff Benefits-Unclassified | | $98,025.52 | ($98,025.52) |
| 622100 | Staff Benefits-Classified/Exmt Hrly | | $28,927.33 | ($28,927.33) |
| 623100 | Staff Benefits-Faculty | | $14,252.49 | ($14,252.49) |
| **Total Benefits** | | | **$141,205.34** | **($141,205.34)** |
| 730000 | Budget Pool-Supplies | | $3,900.00 | ($3,900.00) |
| 740000 | Budget Pool-Travel | | $4,200.00 | ($4,200.00) |
| 750000 | Budget Pool-Info & Communications | | $12,554.00 | ($12,554.00) |
| 760000 | Budget Pool-Maintenance & Repair | | $200.00 | ($200.00) |
| 773400 | Waivers-GA Academic In State | | $17,883.84 | ($17,883.84) |
| 773420 | Waivers-GA Summer In State | | $10,215.92 | ($10,215.92) |
| 774100 | Data Processing Equipmnt Use-Intrnl | | $2,542.87 | ($2,542.87) |
| **Total Operation** | | | **$51,496.63** | **($51,496.63)** |
| **Net Contribution (use) of Unallocated General: ESS55** | | | **$587,609.45** | **($587,609.45)** |

Report Package: Operating Ledger
report created by: Cats

Dec 4, 2007 3:39:05 PM

# BUDGET REPORT

Organization: ESS555
Academic Support Services-CEHS

Report Name: Budget Report by Account

Fiscal Year: 2007-08

| ACCOUNT | ACCOUNT_DESC | Revenue Dollars | Expense Dollars | Net Contribution |
|---|---|---|---|---|
| 611100 | Unclassified-Contract | | $255,274.82 | ($255,274.82) |
| 611500 | Graduate Assistants | | $14,197.55 | ($14,197.55) |
| 612000 | Classified-Budget Pool | | $62,209.31 | ($62,209.31) |
| 614000 | Faculty-Budget Pool | | $55,673.80 | ($55,673.80) |
| 616000 | Student Wages-Budget Pool | | $7,552.00 | ($7,552.00) |
| **Total Personnel Services** | | | **$394,907.48** | **($394,907.48)** |
| 621100 | Staff Benefits-Unclassified | | $98,025.52 | ($98,025.52) |
| 622100 | Staff Benefits-Classified/Exmt Hrly | | $28,927.33 | ($28,927.33) |
| 623100 | Staff Benefits-Faculty | | $14,252.49 | ($14,252.49) |
| **Total Benefits** | | | **$141,205.34** | **($141,205.34)** |
| 730000 | Budget Pool-Supplies | | $3,900.00 | ($3,900.00) |
| 740000 | Budget Pool-Travel | | $4,200.00 | ($4,200.00) |
| 750000 | Budget Pool-Info & Communications | | $12,554.00 | ($12,554.00) |
| 760000 | Budget Pool-Maintenance & Repair | | $200.00 | ($200.00) |
| 773400 | Waivers-GA Academic In State | | $17,883.84 | ($17,883.84) |
| 773420 | Waivers-GA Summer In State | | $10,215.92 | ($10,215.92) |
| 774100 | Data Processing Equipmnt Use-Intrnl | | $2,542.87 | ($2,542.87) |
| **Total Operation** | | | **$51,496.63** | **($51,496.63)** |
| **Net Contribution (use) of Unallocated General: ESS555** | | | **$587,609.45** | **($587,609.45)** |

Report Package: Operating Ledger
report created by: Cats

Dec 4, 2007 3:40:50 PM

# BUDGET REPORT

Organization: 251900

Report Name: Budget Report by Account

CEHS Academic Support Services

Fiscal Year: 2007-08

| ACCOUNT | ACCOUNT_DESC | Revenue Dollars | Expense Dollars | Net Contribution |
|---|---|---|---|---|
| 616000 | Student Wages-Budget Pool | | $7,552.00 | ($7,552.00) |
| **Total Personnel Services** | | | **$7,552.00** | **($7,552.00)** |
| 730000 | Budget Pool-Supplies | | $2,400.00 | ($2,400.00) |
| 740000 | Budget Pool-Travel | | $3,700.00 | ($3,700.00) |
| 750000 | Budget Pool-Info & Communications | | $3,454.00 | ($3,454.00) |
| 760000 | Budget Pool-Maintenance & Repair | | $200.00 | ($200.00) |
| **Total Operation** | | | **$9,754.00** | **($9,754.00)** |
| **Net Contribution (use) of Unallocated General: 251900** | | | **$17,306.00** | **($17,306.00)** |

Report Package: Operating Ledger

report created by: Cats

Dec 4, 2007 3:42:57 PM

# BUDGET REPORT

Organization: 251902
Ryan Charles

Report Name: Budget Report by Account

Fiscal Year: 2007-08

| ACCOUNT | ACCOUNT_DESC | Revenue Dollars | Expense Dollars | Net Contribution |
|---|---|---|---|---|
| 614000 | Faculty-Budget Pool | | $55,673.80 | ($55,673.80) |
| **Total Personnel Services** | | | **$55,673.80** | **($55,673.80)** |
| 623100 | Staff Benefits-Faculty | | $14,252.49 | ($14,252.49) |
| **Total Benefits** | | | **$14,252.49** | **($14,252.49)** |
| 750000 | Budget Pool-Info & Communications | | $500.00 | ($500.00) |
| 774100 | Data Processing Equipmnt Use-Intrnl | | $169.52 | ($169.52) |
| **Total Operation** | | | **$669.52** | **($669.52)** |
| **Net Contribution (use) of Unallocated General: 251902** | | | **$70,595.81** | **($70,595.81)** |

Report Package: Operating Ledger
report created by: Cats

Dec 4, 2007 3:42:57 PM

# BUDGET REPORT

Organization: 251903

Report Name: Budget Report by Account

CEHS Grad Student Support Services

Fiscal Year: 2007-08

| ACCOUNT | ACCOUNT_DESC | Revenue Dollars | Expense Dollars | Net Contribution |
|---|---|---|---|---|
| 611500 | Graduate Assistants | | $14,197.55 | ($14,197.55) |
| **Total Personnel Services** | | | **$14,197.55** | **($14,197.55)** |
| 730000 | Budget Pool-Supplies | | $1,500.00 | ($1,500.00) |
| 740000 | Budget Pool-Travel | | $500.00 | ($500.00) |
| 750000 | Budget Pool-Info & Communications | | $4,000.00 | ($4,000.00) |
| 773400 | Waivers-GA Academic In State | | $17,883.84 | ($17,883.84) |
| 773420 | Waivers-GA Summer In State | | $10,215.92 | ($10,215.92) |
| **Total Operation** | | | **$34,099.76** | **($34,099.76)** |
| **Net Contribution (use) of Unallocated General: 251903** | | | **$48,297.31** | **($48,297.31)** |

Report Package: Operating Ledger
report created by: Cats

Dec 4, 2007 3:42:57 PM

# BUDGET REPORT

Organization: 251904
Cobbs-Coleman Autumn

Report Name: Budget Report by Account

Fiscal Year: 2007-08

| ACCOUNT | ACCOUNT_DESC | Revenue Dollars | Expense Dollars | Net Contribution |
|---|---|---|---|---|
| 611100 | Unclassified-Contract | | $40,240.22 | ($40,240.22) |
| **Total Personnel Services** | | | **$40,240.22** | **($40,240.22)** |
| 621100 | Staff Benefits-Unclassified | | $15,452.24 | ($15,452.24) |
| **Total Benefits** | | | **$15,452.24** | **($15,452.24)** |
| 750000 | Budget Pool-Info & Communications | | $700.00 | ($700.00) |
| 774100 | Data Processing Equipmnt Use-Intrnl | | $339.05 | ($339.05) |
| **Total Operation** | | | **$1,039.05** | **($1,039.05)** |
| **Net Contribution (use) of Unallocated General: 251904** | | | **$56,731.51** | **($56,731.51)** |

Report Package: Operating Ledger
report created by: Cats

Dec 4, 2007 3:42:57 PM

# BUDGET REPORT

Organization: 251905
Hicks-Peacock Theresa

Report Name: Budget Report by Account

Fiscal Year: 2007-08

| ACCOUNT | ACCOUNT_DESC | Revenue Dollars | Expense Dollars | Net Contribution |
|---|---|---|---|---|
| 612000 | Classified-Budget Pool | | $38,188.25 | ($38,188.25) |
| **Total Personnel Services** | | | **$38,188.25** | **($38,188.25)** |
| 622100 | Staff Benefits-Classified/Exmt Hrly | | $17,757.54 | ($17,757.54) |
| **Total Benefits** | | | **$17,757.54** | **($17,757.54)** |
| 750000 | Budget Pool-Info & Communications | | $600.00 | ($600.00) |
| 774100 | Data Processing Equipmnt Use-Intrnl | | $339.05 | ($339.05) |
| **Total Operation** | | | **$939.05** | **($939.05)** |
| **Net Contribution (use) of Unallocated General: 251905** | | | **$56,884.84** | **($56,884.84)** |

Report Package: Operating Ledger
report created by: Cats

Dec 4, 2007 3:42:57 PM

# BUDGET REPORT

Organization: 251906
Hockaday Linda

Report Name: Budget Report by Account

Fiscal Year: 2007-08

| ACCOUNT | ACCOUNT_DESC | Revenue Dollars | Expense Dollars | Net Contribution |
|---|---|---|---|---|
| 611100 | Unclassified-Contract | | $40,240.22 | ($40,240.22) |
| **Total Personnel Services** | | | **$40,240.22** | **($40,240.22)** |
| 621100 | Staff Benefits-Unclassified | | $15,452.24 | ($15,452.24) |
| **Total Benefits** | | | **$15,452.24** | **($15,452.24)** |
| 750000 | Budget Pool-Info & Communications | | $700.00 | ($700.00) |
| 774100 | Data Processing Equipmnt Use-Intrnl | | $339.05 | ($339.05) |
| **Total Operation** | | | **$1,039.05** | **($1,039.05)** |
| **Net Contribution (use) of Unallocated General: 251906** | | | **$56,731.51** | **($56,731.51)** |

Report Package: Operating Ledger
report created by: Cats

Dec 4, 2007 3:42:57 PM

# BUDGET REPORT

Organization: 251907
Murphy Chris

Report Name: Budget Report by Account

Fiscal Year: 2007-08

| ACCOUNT | ACCOUNT_DESC | Revenue Dollars | Expense Dollars | Net Contribution |
|---|---|---|---|---|
| 611100 | Unclassified-Contract | | $66,176.15 | ($66,176.15) |
| **Total Personnel Services** | | | **$66,176.15** | **($66,176.15)** |
| 621100 | Staff Benefits-Unclassified | | $25,411.64 | ($25,411.64) |
| **Total Benefits** | | | **$25,411.64** | **($25,411.64)** |
| 750000 | Budget Pool-Info & Communications | | $600.00 | ($600.00) |
| 774100 | Data Processing Equipmnt Use-Intrnl | | $339.05 | ($339.05) |
| **Total Operation** | | | **$939.05** | **($939.05)** |
| **Net Contribution (use) of Unallocated General: 251907** | | | **$92,526.84** | **($92,526.84)** |

Report Package: Operating Ledger
report created by: Cats

Dec 4, 2007 3:42:57 PM

# BUDGET REPORT

Organization: 251908
Poch Eric

Report Name: Budget Report by Account

Fiscal Year: 2007-08

| ACCOUNT | ACCOUNT_DESC | Revenue Dollars | Expense Dollars | Net Contribution |
|---|---|---|---|---|
| 611100 | Unclassified-Contract | | $45,383.85 | ($45,383.85) |
| **Total Personnel Services** | | | **$45,383.85** | **($45,383.85)** |
| 621100 | Staff Benefits-Unclassified | | $17,427.40 | ($17,427.40) |
| **Total Benefits** | | | **$17,427.40** | **($17,427.40)** |
| 750000 | Budget Pool-Info & Communications | | $700.00 | ($700.00) |
| 774100 | Data Processing Equipmnt Use-Intrnl | | $339.05 | ($339.05) |
| **Total Operation** | | | **$1,039.05** | **($1,039.05)** |
| **Net Contribution (use) of Unallocated General: 251908** | | | **$63,850.30** | **($63,850.30)** |

Report Package: Operating Ledger
report created by: Cats

Dec 4, 2007 3:42:57 PM

# BUDGET REPORT

Organization: 251909
Donohue Darla

Report Name: Budget Report by Account

Fiscal Year: 2007-08

| ACCOUNT | ACCOUNT_DESC | Revenue Dollars | Expense Dollars | Net Contribution |
|---|---|---|---|---|
| 612000 | Classified-Budget Pool | | $24,021.06 | ($24,021.06) |
| **Total Personnel Services** | | | **$24,021.06** | **($24,021.06)** |
| 622100 | Staff Benefits-Classified/Exmt Hrly | | $11,169.79 | ($11,169.79) |
| **Total Benefits** | | | **$11,169.79** | **($11,169.79)** |
| 740000 | Budget Pool-Travel | | ($1,000.00) | $1,000.00 |
| 750000 | Budget Pool-Info & Communications | | $600.00 | ($600.00) |
| 774100 | Data Processing Equipmnt Use-Intrnl | | $339.05 | ($339.05) |
| **Total Operation** | | | **($60.95)** | **$60.95** |
| **Net Contribution (use) of Unallocated General: 251909** | | | **$35,129.90** | **($35,129.90)** |

Report Package: Operating Ledger
report created by: Cats

Dec 4, 2007 3:42:57 PM

# BUDGET REPORT

Organization: 251910
Wiley Gayle

Report Name: Budget Report by Account

Fiscal Year: 2007-08

| ACCOUNT | ACCOUNT_DESC | Revenue Dollars | Expense Dollars | Net Contribution |
|---|---|---|---|---|
| 611100 | Unclassified-Contract | | $63,234.38 | ($63,234.38) |
| **Total Personnel Services** | | | **$63,234.38** | **($63,234.38)** |
| 621100 | Staff Benefits-Unclassified | | $24,282.00 | ($24,282.00) |
| **Total Benefits** | | | **$24,282.00** | **($24,282.00)** |
| 740000 | Budget Pool-Travel | | $1,000.00 | ($1,000.00) |
| 750000 | Budget Pool-Info & Communications | | $700.00 | ($700.00) |
| 774100 | Data Processing Equipmnt Use-Intrnl | | $339.05 | ($339.05) |
| **Total Operation** | | | **$2,039.05** | **($2,039.05)** |
| **Net Contribution (use) of Unallocated General: 251910** | | | **$89,555.43** | **($89,555.43)** |

Report Package: Operating Ledger
report created by: Cats

Dec 4, 2007 3:42:57 PM

# BUDGET REPORT

Organization: HPR55
Health Physical Ed & Recreation

Report Name: Budget Report by Account

Fiscal Year: 2007-08

| ACCOUNT | ACCOUNT_DESC | Revenue Dollars | Expense Dollars | Net Contribution |
|---|---|---|---|---|
| 502200 | Laboratory Fees | $40,000.00 | | $40,000.00 |
| 505250 | Departmental Sales & Service | $33,509.00 | | $33,509.00 |
| **Total Revenue** | | **$73,509.00** | | **$73,509.00** |
| 611500 | Graduate Assistants | | $30,190.70 | ($30,190.70) |
| 612000 | Classified-Budget Pool | | $75,725.80 | ($75,725.80) |
| 614000 | Faculty-Budget Pool | | $466,121.22 | ($466,121.22) |
| 614100 | Faculty-Academic Year | | $3,770.15 | ($3,770.15) |
| 615000 | Faculty-Other Budget Pool | | $88,200.57 | ($88,200.57) |
| 615300 | Faculty-Summer | | $57,348.34 | ($57,348.34) |
| 616000 | Student Wages-Budget Pool | | $18,500.00 | ($18,500.00) |
| **Total Personnel Services** | | | **$739,856.78** | **($739,856.78)** |
| 622100 | Staff Benefits-Classified/Exmt Hrly | | $35,212.50 | ($35,212.50) |
| 623100 | Staff Benefits-Faculty | | $119,759.73 | ($119,759.73) |
| 623200 | Staff Benefits-Faculty Part Time | | $19,304.76 | ($19,304.76) |
| **Total Benefits** | | | **$174,276.99** | **($174,276.99)** |
| 717000 | Budget Pool-Contracted Services | | $1,500.00 | ($1,500.00) |
| 730000 | Budget Pool-Supplies | | $25,000.00 | ($25,000.00) |
| 740000 | Budget Pool-Travel | | $17,931.24 | ($17,931.24) |
| 750000 | Budget Pool-Info & Communications | | $21,605.00 | ($21,605.00) |
| 760000 | Budget Pool-Maintenance & Repair | | $16,000.00 | ($16,000.00) |
| 773400 | Waivers-GA Academic In State | | $40,304.16 | ($40,304.16) |
| 773420 | Waivers-GA Summer In State | | $15,323.36 | ($15,323.36) |
| 774100 | Data Processing Equipmnt Use-Intrnl | | $63,435.88 | ($63,435.88) |
| **Total Operation** | | | **$201,099.64** | **($201,099.64)** |
| **Net Contribution (use) of Unallocated General: HPR55** | | **$73,509.00** | **$1,115,233.41** | **($1,041,724.41)** |

Report Package: Operating Ledger
report created by: Cats

Dec 4, 2007 3:39:05 PM

# BUDGET REPORT

Organization: HPR555
Health Physical Ed & Recreation

Report Name: Budget Report by Account

Fiscal Year: 2007-08

| ACCOUNT | ACCOUNT_DESC | Revenue Dollars | Expense Dollars | Net Contribution |
|---|---|---|---|---|
| 502200 | Laboratory Fees | $40,000.00 | | $40,000.00 |
| 505250 | Departmental Sales & Service | $33,509.00 | | $33,509.00 |
| **Total Revenue** | | **$73,509.00** | | **$73,509.00** |
| 611500 | Graduate Assistants | | $30,190.70 | ($30,190.70) |
| 612000 | Classified-Budget Pool | | $75,725.80 | ($75,725.80) |
| 614000 | Faculty-Budget Pool | | $466,121.22 | ($466,121.22) |
| 614100 | Faculty-Academic Year | | $3,770.15 | ($3,770.15) |
| 615000 | Faculty-Other Budget Pool | | $88,200.57 | ($88,200.57) |
| 615300 | Faculty-Summer | | $57,348.34 | ($57,348.34) |
| 616000 | Student Wages-Budget Pool | | $18,500.00 | ($18,500.00) |
| **Total Personnel Services** | | | **$739,856.78** | **($739,856.78)** |
| 622100 | Staff Benefits-Classified/Exmt Hrly | | $35,212.50 | ($35,212.50) |
| 623100 | Staff Benefits-Faculty | | $119,759.73 | ($119,759.73) |
| 623200 | Staff Benefits-Faculty Part Time | | $19,304.76 | ($19,304.76) |
| **Total Benefits** | | | **$174,276.99** | **($174,276.99)** |
| 717000 | Budget Pool-Contracted Services | | $1,500.00 | ($1,500.00) |
| 730000 | Budget Pool-Supplies | | $25,000.00 | ($25,000.00) |
| 740000 | Budget Pool-Travel | | $17,931.24 | ($17,931.24) |
| 750000 | Budget Pool-Info & Communications | | $21,605.00 | ($21,605.00) |
| 760000 | Budget Pool-Maintenance & Repair | | $16,000.00 | ($16,000.00) |
| 773400 | Waivers-GA Academic In State | | $40,304.16 | ($40,304.16) |
| 773420 | Waivers-GA Summer In State | | $15,323.36 | ($15,323.36) |
| 774100 | Data Processing Equipmnt Use-Intrnl | | $63,435.88 | ($63,435.88) |
| **Total Operation** | | | **$201,099.64** | **($201,099.64)** |
| **Net Contribution (use) of Unallocated General: HPR555** | | **$73,509.00** | **$1,115,233.41** | **($1,041,724.41)** |

Report Package: Operating Ledger
report created by: Cats

Dec 4, 2007 3:40:50 PM

# BUDGET REPORT

Organization: 251400

Report Name: Budget Report by Account

Health Physical Ed & Recreation

Fiscal Year: 2007-08

| ACCOUNT | ACCOUNT_DESC | Revenue Dollars | Expense Dollars | Net Contribution |
|---|---|---|---|---|
| 611500 | Graduate Assistants | | $21,406.45 | ($21,406.45) |
| 615000 | Faculty-Other Budget Pool | | $88,200.57 | ($88,200.57) |
| 616000 | Student Wages-Budget Pool | | $8,500.00 | ($8,500.00) |
| **Total Personnel Services** | | | **$118,107.02** | **($118,107.02)** |
| 623200 | Staff Benefits-Faculty Part Time | | $11,642.48 | ($11,642.48) |
| **Total Benefits** | | | **$11,642.48** | **($11,642.48)** |
| 717000 | Budget Pool-Contracted Services | | $1,000.00 | ($1,000.00) |
| 730000 | Budget Pool-Supplies | | $11,000.00 | ($11,000.00) |
| 740000 | Budget Pool-Travel | | $4,500.00 | ($4,500.00) |
| 750000 | Budget Pool-Info & Communications | | $11,805.00 | ($11,805.00) |
| 773400 | Waivers-GA Academic In State | | $31,362.24 | ($31,362.24) |
| 773420 | Waivers-GA Summer In State | | $10,215.92 | ($10,215.92) |
| 774100 | Data Processing Equipmnt Use-Intrnl | | $60,045.39 | ($60,045.39) |
| **Total Operation** | | | **$129,928.55** | **($129,928.55)** |
| **Net Contribution (use) of Unallocated General: 251400** | | | **$259,678.05** | **($259,678.05)** |

# BUDGET REPORT

Organization: 251404
R/E HPR Sports Skill Activities

Report Name: Budget Report by Account

Fiscal Year: 2007-08

| ACCOUNT | ACCOUNT_DESC | Revenue Dollars | Expense Dollars | Net Contribution |
|---|---|---|---|---|
| 502200 | Laboratory Fees | $40,000.00 | | $40,000.00 |
| **Total Revenue** | | **$40,000.00** | | **$40,000.00** |
| 616000 | Student Wages-Budget Pool | | $10,000.00 | ($10,000.00) |
| **Total Personnel Services** | | | **$10,000.00** | **($10,000.00)** |
| 730000 | Budget Pool-Supplies | | $10,000.00 | ($10,000.00) |
| 740000 | Budget Pool-Travel | | $4,000.00 | ($4,000.00) |
| 750000 | Budget Pool-Info & Communications | | $1,000.00 | ($1,000.00) |
| 760000 | Budget Pool-Maintenance & Repair | | $15,000.00 | ($15,000.00) |
| **Total Operation** | | | **$30,000.00** | **($30,000.00)** |
| **Net Contribution (use) of Unallocated General: 251404** | | **$40,000.00** | **$40,000.00** | **$0.00** |

Report Package: Operating Ledger
report created by: Cats

Dec 4, 2007 3:42:57 PM

# BUDGET REPORT

Organization: 251405
R/E HPR Skin & Scuba

Report Name: Budget Report by Account

Fiscal Year: 2007-08

| ACCOUNT | ACCOUNT_DESC | Revenue Dollars | Expense Dollars | Net Contribution |
|---|---|---|---|---|
| 505250 | Departmental Sales & Service | $5,000.00 | | $5,000.00 |
| Total Revenue | | **$5,000.00** | | **$5,000.00** |
| 730000 | Budget Pool-Supplies | | $2,000.00 | ($2,000.00) |
| 740000 | Budget Pool-Travel | | $1,000.00 | ($1,000.00) |
| 750000 | Budget Pool-Info & Communications | | $1,000.00 | ($1,000.00) |
| 760000 | Budget Pool-Maintenance & Repair | | $1,000.00 | ($1,000.00) |
| Total Operation | | | **$5,000.00** | **($5,000.00)** |
| Net Contribution (use) of Unallocated General: 251405 | | **$5,000.00** | **$5,000.00** | **$0.00** |

Report Package: Operating Ledger
report created by: Cats

Dec 4, 2007 3:42:57 PM

# BUDGET REPORT

Organization: 251406

R/E HPR Professional Activities

Report Name: Budget Report by Account

Fiscal Year: 2007-08

| ACCOUNT | ACCOUNT_DESC | Revenue Dollars | Expense Dollars | Net Contribution |
|---|---|---|---|---|
| 505250 | Departmental Sales & Service | $28,509.00 | | $28,509.00 |
| **Total Revenue** | | **$28,509.00** | | **$28,509.00** |
| 611500 | Graduate Assistants | | $8,784.25 | ($8,784.25) |
| **Total Personnel Services** | | | **$8,784.25** | **($8,784.25)** |
| 717000 | Budget Pool-Contracted Services | | $500.00 | ($500.00) |
| 730000 | Budget Pool-Supplies | | $2,000.00 | ($2,000.00) |
| 740000 | Budget Pool-Travel | | $1,931.24 | ($1,931.24) |
| 750000 | Budget Pool-Info & Communications | | $1,500.00 | ($1,500.00) |
| 773400 | Waivers-GA Academic In State | | $8,941.92 | ($8,941.92) |
| 773420 | Waivers-GA Summer In State | | $5,107.44 | ($5,107.44) |
| **Total Operation** | | | **$19,980.60** | **($19,980.60)** |
| **Net Contribution (use) of Unallocated General: 251406** | | **$28,509.00** | **$28,764.85** | **($255.85)** |

Report Package: Operating Ledger

report created by: Cats

Dec 4, 2007 3:42:57 PM

# BUDGET REPORT

Organization: 251407
Bower Rebekah

Report Name: Budget Report by Account

Fiscal Year: 2007-08

| ACCOUNT | ACCOUNT_DESC | Revenue Dollars | Expense Dollars | Net Contribution |
|---|---|---|---|---|
| 614000 | Faculty-Budget Pool | | $24,004.22 | ($24,004.22) |
| 615300 | Faculty-Summer | | $7,293.00 | ($7,293.00) |
| **Total Personnel Services** | | | **$31,297.22** | **($31,297.22)** |
| 623100 | Staff Benefits-Faculty | | $6,928.78 | ($6,928.78) |
| 623200 | Staff Benefits-Faculty Part Time | | $1,054.97 | ($1,054.97) |
| **Total Benefits** | | | **$7,983.75** | **($7,983.75)** |
| 740000 | Budget Pool-Travel | | $500.00 | ($500.00) |
| 750000 | Budget Pool-Info & Communications | | $500.00 | ($500.00) |
| 774100 | Data Processing Equipmnt Use-Intrnl | | $169.52 | ($169.52) |
| **Total Operation** | | | **$1,169.52** | **($1,169.52)** |
| **Net Contribution (use) of Unallocated General: 251407** | | | **$40,450.49** | **($40,450.49)** |

Report Package: Operating Ledger
report created by: Cats

Dec 4, 2007 3:42:57 PM

# BUDGET REPORT

Organization: 251408
Cwirka Barbara

Report Name: Budget Report by Account

Fiscal Year: 2007-08

| ACCOUNT | ACCOUNT_DESC | Revenue Dollars | Expense Dollars | Net Contribution |
|---|---|---|---|---|
| 612000 | Classified-Budget Pool | | $37,868.25 | ($37,868.25) |
| **Total Personnel Services** | | | **$37,868.25** | **($37,868.25)** |
| 622100 | Staff Benefits-Classified/Exmt Hrly | | $17,608.74 | ($17,608.74) |
| **Total Benefits** | | | **$17,608.74** | **($17,608.74)** |
| 750000 | Budget Pool-Info & Communications | | $500.00 | ($500.00) |
| 774100 | Data Processing Equipmnt Use-Intrnl | | $339.05 | ($339.05) |
| **Total Operation** | | | **$839.05** | **($839.05)** |
| **Net Contribution (use) of Unallocated General: 251408** | | | **$56,316.04** | **($56,316.04)** |

Report Package: Operating Ledger
report created by: Cats

Dec 4, 2007 3:42:57 PM

# BUDGET REPORT

Organization: 251409
Wonders Karen

Report Name: Budget Report by Account

Fiscal Year: 2007-08

| ACCOUNT | ACCOUNT_DESC | Revenue Dollars | Expense Dollars | Net Contribution |
|---|---|---|---|---|
| 614000 | Faculty-Budget Pool | | $50,338.55 | ($50,338.55) |
| 615300 | Faculty-Summer | | $7,579.00 | ($7,579.00) |
| **Total Personnel Services** | | | **$57,917.55** | **($57,917.55)** |
| 623100 | Staff Benefits-Faculty | | $12,886.67 | ($12,886.67) |
| 623200 | Staff Benefits-Faculty Part Time | | $1,000.43 | ($1,000.43) |
| **Total Benefits** | | | **$13,887.10** | **($13,887.10)** |
| 740000 | Budget Pool-Travel | | $500.00 | ($500.00) |
| 750000 | Budget Pool-Info & Communications | | $500.00 | ($500.00) |
| 774100 | Data Processing Equipmnt Use-Intrnl | | $339.05 | ($339.05) |
| **Total Operation** | | | **$1,339.05** | **($1,339.05)** |
| **Net Contribution (use) of Unallocated General: 251409** | | | **$73,143.70** | **($73,143.70)** |

Report Package: Operating Ledger
report created by: Cats

Dec 4, 2007 3:42:57 PM

# BUDGET REPORT

Organization: 251410
Lorson Kevin

Report Name: Budget Report by Account

Fiscal Year: 2007-08

| ACCOUNT | ACCOUNT_DESC | Revenue Dollars | Expense Dollars | Net Contribution |
|---|---|---|---|---|
| 614000 | Faculty-Budget Pool | | $50,338.55 | ($50,338.55) |
| 615300 | Faculty-Summer | | $8,083.34 | ($8,083.34) |
| **Total Personnel Services** | | | **$58,421.89** | **($58,421.89)** |
| 623100 | Staff Benefits-Faculty | | $12,886.67 | ($12,886.67) |
| 623200 | Staff Benefits-Faculty Part Time | | $1,067.00 | ($1,067.00) |
| **Total Benefits** | | | **$13,953.67** | **($13,953.67)** |
| 740000 | Budget Pool-Travel | | $500.00 | ($500.00) |
| 750000 | Budget Pool-Info & Communications | | $500.00 | ($500.00) |
| 774100 | Data Processing Equipmnt Use-Intrnl | | $339.05 | ($339.05) |
| **Total Operation** | | | **$1,339.05** | **($1,339.05)** |
| **Net Contribution (use) of Unallocated General: 251410** | | | **$73,714.61** | **($73,714.61)** |

Report Package: Operating Ledger
report created by: Cats

Dec 4, 2007 3:42:57 PM

# BUDGET REPORT

Organization: 251411
Gayle George

Report Name: Budget Report by Account

Fiscal Year: 2007-08

| ACCOUNT | ACCOUNT_DESC | Revenue Dollars | Expense Dollars | Net Contribution |
|---|---|---|---|---|
| 614000 | Faculty-Budget Pool | | $71,596.51 | ($71,596.51) |
| 614100 | Faculty-Academic Year | | $3,770.15 | ($3,770.15) |
| 615300 | Faculty-Summer | | $10,983.00 | ($10,983.00) |
| **Total Personnel Services** | | | **$86,349.66** | **($86,349.66)** |
| 623100 | Staff Benefits-Faculty | | $17,790.98 | ($17,790.98) |
| 623200 | Staff Benefits-Faculty Part Time | | $1,449.76 | ($1,449.76) |
| **Total Benefits** | | | **$19,240.74** | **($19,240.74)** |
| 740000 | Budget Pool-Travel | | $500.00 | ($500.00) |
| 750000 | Budget Pool-Info & Communications | | $500.00 | ($500.00) |
| 774100 | Data Processing Equipmnt Use-Intrnl | | $339.05 | ($339.05) |
| **Total Operation** | | | **$1,339.05** | **($1,339.05)** |
| **Net Contribution (use) of Unallocated General: 251411** | | | **$106,929.45** | **($106,929.45)** |

Report Package: Operating Ledger
report created by: Cats

Dec 4, 2007 3:42:57 PM

# BUDGET REPORT

Organization: 251412
Langlois Marietta

Report Name: Budget Report by Account

Fiscal Year: 2007-08

| ACCOUNT | ACCOUNT_DESC | Revenue Dollars | Expense Dollars | Net Contribution |
|---|---|---|---|---|
| 614000 | Faculty-Budget Pool | | $59,989.88 | ($59,989.88) |
| 615300 | Faculty-Summer | | $7,902.00 | ($7,902.00) |
| **Total Personnel Services** | | | **$67,891.88** | **($67,891.88)** |
| 623100 | Staff Benefits-Faculty | | $15,357.41 | ($15,357.41) |
| 623200 | Staff Benefits-Faculty Part Time | | $1,043.06 | ($1,043.06) |
| **Total Benefits** | | | **$16,400.47** | **($16,400.47)** |
| 740000 | Budget Pool-Travel | | $500.00 | ($500.00) |
| 750000 | Budget Pool-Info & Communications | | $500.00 | ($500.00) |
| 774100 | Data Processing Equipmnt Use-Intrnl | | $339.05 | ($339.05) |
| **Total Operation** | | | **$1,339.05** | **($1,339.05)** |
| **Net Contribution (use) of Unallocated General: 251412** | | | **$85,631.40** | **($85,631.40)** |

Report Package: Operating Ledger
report created by: Cats

Dec 4, 2007 3:42:57 PM

# BUDGET REPORT

Organization: 251413
Ortiz Luis

Report Name: Budget Report by Account

Fiscal Year: 2007-08

| ACCOUNT | ACCOUNT_DESC | Revenue Dollars | Expense Dollars | Net Contribution |
|---|---|---|---|---|
| 614000 | Faculty-Budget Pool | | $34,224.49 | ($34,224.49) |
| 615300 | Faculty-Summer | | $10,508.00 | ($10,508.00) |
| **Total Personnel Services** | | | **$44,732.49** | **($44,732.49)** |
| 623100 | Staff Benefits-Faculty | | $8,655.81 | ($8,655.81) |
| 623200 | Staff Benefits-Faculty Part Time | | $1,387.06 | ($1,387.06) |
| **Total Benefits** | | | **$10,042.87** | **($10,042.87)** |
| 740000 | Budget Pool-Travel | | $500.00 | ($500.00) |
| 750000 | Budget Pool-Info & Communications | | $500.00 | ($500.00) |
| 774100 | Data Processing Equipmnt Use-Intrnl | | $169.52 | ($169.52) |
| **Total Operation** | | | **$1,169.52** | **($1,169.52)** |
| **Net Contribution (use) of Unallocated General: 251413** | | | **$55,944.88** | **($55,944.88)** |

Report Package: Operating Ledger
report created by: Cats

Dec 4, 2007 3:42:57 PM

# BUDGET REPORT

Organization: 251414
Pringle Drew

Report Name: Budget Report by Account

Fiscal Year: 2007-08

| ACCOUNT | ACCOUNT_DESC | Revenue Dollars | Expense Dollars | Net Contribution |
|---|---|---|---|---|
| 614000 | Faculty-Budget Pool | | $89,624.02 | ($89,624.02) |
| **Total Personnel Services** | | | **$89,624.02** | **($89,624.02)** |
| 623100 | Staff Benefits-Faculty | | $23,501.66 | ($23,501.66) |
| **Total Benefits** | | | **$23,501.66** | **($23,501.66)** |
| 740000 | Budget Pool-Travel | | $2,000.00 | ($2,000.00) |
| 750000 | Budget Pool-Info & Communications | | $800.00 | ($800.00) |
| 774100 | Data Processing Equipmnt Use-Intrnl | | $339.05 | ($339.05) |
| **Total Operation** | | | **$3,139.05** | **($3,139.05)** |
| **Net Contribution (use) of Unallocated General: 251414** | | | **$116,264.73** | **($116,264.73)** |

Report Package: Operating Ledger
report created by: Cats

Dec 4, 2007 3:42:57 PM

# BUDGET REPORT

Organization: 251415
Welles Peggy

Report Name: Budget Report by Account

Fiscal Year: 2007-08

| ACCOUNT | ACCOUNT_DESC | Revenue Dollars | Expense Dollars | Net Contribution |
|---|---|---|---|---|
| 612000 | Classified-Budget Pool | | $37,857.55 | ($37,857.55) |
| **Total Personnel Services** | | | **$37,857.55** | **($37,857.55)** |
| 622100 | Staff Benefits-Classified/Exmt Hrly | | $17,603.76 | ($17,603.76) |
| **Total Benefits** | | | **$17,603.76** | **($17,603.76)** |
| 750000 | Budget Pool-Info & Communications | | $500.00 | ($500.00) |
| 774100 | Data Processing Equipmnt Use-Intrnl | | $339.05 | ($339.05) |
| **Total Operation** | | | **$839.05** | **($839.05)** |
| **Net Contribution (use) of Unallocated General: 251415** | | | **$56,300.36** | **($56,300.36)** |

Report Package: Operating Ledger
report created by: Cats

Dec 4, 2007 3:42:57 PM

# BUDGET REPORT

Organization: 251416
Wetzel Richard

Report Name: Budget Report by Account

Fiscal Year: 2007-08

| ACCOUNT | ACCOUNT_DESC | Revenue Dollars | Expense Dollars | Net Contribution |
|---|---|---|---|---|
| 615300 | Faculty-Summer | | $5,000.00 | ($5,000.00) |
| **Total Personnel Services** | | | **$5,000.00** | **($5,000.00)** |
| 623200 | Staff Benefits-Faculty Part Time | | $660.00 | ($660.00) |
| **Total Benefits** | | | **$660.00** | **($660.00)** |
| 740000 | Budget Pool-Travel | | $500.00 | ($500.00) |
| 750000 | Budget Pool-Info & Communications | | $500.00 | ($500.00) |
| 774100 | Data Processing Equipmnt Use-Intrnl | | $339.05 | ($339.05) |
| **Total Operation** | | | **$1,339.05** | **($1,339.05)** |
| **Net Contribution (use) of Unallocated General: 251416** | | | **$6,999.05** | **($6,999.05)** |

Report Package: Operating Ledger
report created by: Cats

Dec 4, 2007 3:42:57 PM

# BUDGET REPORT

Report Name: Budget Report by Account

Organization: 251418
Jagger-Mescher Judy

Fiscal Year: 2007-08

| ACCOUNT | ACCOUNT_DESC | Revenue Dollars | Expense Dollars | Net Contribution |
|---|---|---|---|---|
| 614000 | Faculty-Budget Pool | | $41,200.00 | ($41,200.00) |
| **Total Personnel Services** | | | **$41,200.00** | **($41,200.00)** |
| 623100 | Staff Benefits-Faculty | | $10,420.00 | ($10,420.00) |
| **Total Benefits** | | | **$10,420.00** | **($10,420.00)** |
| 740000 | Budget Pool-Travel | | $500.00 | ($500.00) |
| 750000 | Budget Pool-Info & Communications | | $500.00 | ($500.00) |
| **Total Operation** | | | **$1,000.00** | **($1,000.00)** |
| **Net Contribution (use) of Unallocated General: 251418** | | | **$52,620.00** | **($52,620.00)** |

Report Package: Operating Ledger
report created by: Cats

Dec 4, 2007 3:42:57 PM

# BUDGET REPORT

Organization: 251419
Hoffmann Brett

Report Name: Budget Report by Account

Fiscal Year: 2007-08

| ACCOUNT | ACCOUNT_DESC | Revenue Dollars | Expense Dollars | Net Contribution |
|---|---|---|---|---|
| 614000 | Faculty-Budget Pool | | $44,805.00 | ($44,805.00) |
| **Total Personnel Services** | | | **$44,805.00** | **($44,805.00)** |
| 623100 | Staff Benefits-Faculty | | $11,331.75 | ($11,331.75) |
| **Total Benefits** | | | **$11,331.75** | **($11,331.75)** |
| 740000 | Budget Pool-Travel | | $500.00 | ($500.00) |
| 750000 | Budget Pool-Info & Communications | | $500.00 | ($500.00) |
| 774100 | Data Processing Equipmnt Use-Intrnl | | $339.05 | ($339.05) |
| **Total Operation** | | | **$1,339.05** | **($1,339.05)** |
| **Net Contribution (use) of Unallocated General: 251419** | | | **$57,475.80** | **($57,475.80)** |

Report Package: Operating Ledger
report created by: Cats

Dec 4, 2007 3:42:57 PM

# BUDGET REPORT

Organization: PFE55
Professional Field Experiences

Report Name: Budget Report by Account

Fiscal Year: 2007-08

| ACCOUNT | ACCOUNT_DESC | Revenue Dollars | Expense Dollars | Net Contribution |
|---|---|---|---|---|
| 502200 | Laboratory Fees | $60,000.00 | | $60,000.00 |
| **Total Revenue** | | **$60,000.00** | | **$60,000.00** |
| 611150 | Unclassified-Retirees | | $43,050.29 | ($43,050.29) |
| 611500 | Graduate Assistants | | $21,296.32 | ($21,296.32) |
| 612000 | Classified-Budget Pool | | $24,315.86 | ($24,315.86) |
| 612200 | NonExempt Unclassified Hourly | | $39,437.51 | ($39,437.51) |
| 614000 | Faculty-Budget Pool | | $110,291.76 | ($110,291.76) |
| 615000 | Faculty-Other Budget Pool | | $16,409.00 | ($16,409.00) |
| 616000 | Student Wages-Budget Pool | | $12,500.00 | ($12,500.00) |
| **Total Personnel Services** | | | **$267,300.74** | **($267,300.74)** |
| 621100 | Staff Benefits-Unclassified | | $14,702.91 | ($14,702.91) |
| 621110 | Staff Benefits-Unclassified<51%/Ret | | $6,457.54 | ($6,457.54) |
| 622100 | Staff Benefits-Classified/Exmt Hrly | | $11,747.97 | ($11,747.97) |
| 623100 | Staff Benefits-Faculty | | $28,234.70 | ($28,234.70) |
| 623200 | Staff Benefits-Faculty Part Time | | $2,165.99 | ($2,165.99) |
| **Total Benefits** | | | **$63,309.11** | **($63,309.11)** |
| 717000 | Budget Pool-Contracted Services | | $42,691.00 | ($42,691.00) |
| 730000 | Budget Pool-Supplies | | $8,253.00 | ($8,253.00) |
| 740000 | Budget Pool-Travel | | $30,000.00 | ($30,000.00) |
| 750000 | Budget Pool-Info & Communications | | $9,218.00 | ($9,218.00) |
| 760000 | Budget Pool-Maintenance & Repair | | $100.00 | ($100.00) |
| 773400 | Waivers-GA Academic In State | | $26,825.76 | ($26,825.76) |
| 773420 | Waivers-GA Summer In State | | $15,323.36 | ($15,323.36) |
| 774100 | Data Processing Equipmnt Use-Intrnl | | $1,705.42 | ($1,705.42) |
| **Total Operation** | | | **$134,116.54** | **($134,116.54)** |
| **Net Contribution (use) of Unallocated General: PFE55** | | **$60,000.00** | **$464,726.39** | **($404,726.39)** |

Report Package: Operating Ledger
report created by: Cats

Dec 4, 2007 3:39:05 PM

# BUDGET REPORT

Organization: PFE555
Professional Field Experiences

Report Name: Budget Report by Account

Fiscal Year: 2007-08

| ACCOUNT | ACCOUNT_DESC | Revenue Dollars | Expense Dollars | Net Contribution |
|---|---|---|---|---|
| 502200 | Laboratory Fees | $60,000.00 | | $60,000.00 |
| **Total Revenue** | | **$60,000.00** | | **$60,000.00** |
| 611150 | Unclassified-Retirees | | $43,050.29 | ($43,050.29) |
| 611500 | Graduate Assistants | | $21,296.32 | ($21,296.32) |
| 612000 | Classified-Budget Pool | | $24,315.86 | ($24,315.86) |
| 612200 | NonExempt Unclassified Hourly | | $39,437.51 | ($39,437.51) |
| 614000 | Faculty-Budget Pool | | $110,291.76 | ($110,291.76) |
| 615000 | Faculty-Other Budget Pool | | $16,409.00 | ($16,409.00) |
| 616000 | Student Wages-Budget Pool | | $12,500.00 | ($12,500.00) |
| **Total Personnel Services** | | | **$267,300.74** | **($267,300.74)** |
| 621100 | Staff Benefits-Unclassified | | $14,702.91 | ($14,702.91) |
| 621110 | Staff Benefits-Unclassified<51%/Ret | | $6,457.54 | ($6,457.54) |
| 622100 | Staff Benefits-Classified/Exmt Hrly | | $11,747.97 | ($11,747.97) |
| 623100 | Staff Benefits-Faculty | | $28,234.70 | ($28,234.70) |
| 623200 | Staff Benefits-Faculty Part Time | | $2,165.99 | ($2,165.99) |
| **Total Benefits** | | | **$63,309.11** | **($63,309.11)** |
| 717000 | Budget Pool-Contracted Services | | $42,691.00 | ($42,691.00) |
| 730000 | Budget Pool-Supplies | | $8,253.00 | ($8,253.00) |
| 740000 | Budget Pool-Travel | | $30,000.00 | ($30,000.00) |
| 750000 | Budget Pool-Info & Communications | | $9,218.00 | ($9,218.00) |
| 760000 | Budget Pool-Maintenance & Repair | | $100.00 | ($100.00) |
| 773400 | Waivers-GA Academic In State | | $26,825.76 | ($26,825.76) |
| 773420 | Waivers-GA Summer In State | | $15,323.36 | ($15,323.36) |
| 774100 | Data Processing Equipmnt Use-Intrnl | | $1,705.42 | ($1,705.42) |
| **Total Operation** | | | **$134,116.54** | **($134,116.54)** |
| **Net Contribution (use) of Unallocated General: PFE555** | | **$60,000.00** | **$464,726.39** | **($404,726.39)** |

Report Package: Operating Ledger
report created by: Cats

Dec 4, 2007 3:40:50 PM

# BUDGET REPORT

Organization: 252000
Professional Field Experiences

Report Name: Budget Report by Account

Fiscal Year: 2007-08

| ACCOUNT | ACCOUNT_DESC | Revenue Dollars | Expense Dollars | Net Contribution |
|---|---|---|---|---|
| 502200 | Laboratory Fees | $60,000.00 | | $60,000.00 |
| **Total Revenue** | | **$60,000.00** | | **$60,000.00** |
| 611500 | Graduate Assistants | | $21,296.32 | ($21,296.32) |
| 615000 | Faculty-Other Budget Pool | | $16,409.00 | ($16,409.00) |
| 616000 | Student Wages-Budget Pool | | $12,500.00 | ($12,500.00) |
| **Total Personnel Services** | | | **$50,205.32** | **($50,205.32)** |
| 623200 | Staff Benefits-Faculty Part Time | | $2,165.99 | ($2,165.99) |
| **Total Benefits** | | | **$2,165.99** | **($2,165.99)** |
| 717000 | Budget Pool-Contracted Services | | $42,691.00 | ($42,691.00) |
| 730000 | Budget Pool-Supplies | | $8,253.00 | ($8,253.00) |
| 740000 | Budget Pool-Travel | | $30,000.00 | ($30,000.00) |
| 750000 | Budget Pool-Info & Communications | | $6,818.00 | ($6,818.00) |
| 760000 | Budget Pool-Maintenance & Repair | | $100.00 | ($100.00) |
| 773400 | Waivers-GA Academic In State | | $26,825.76 | ($26,825.76) |
| 773420 | Waivers-GA Summer In State | | $15,323.36 | ($15,323.36) |
| 774100 | Data Processing Equipmnt Use-Intrnl | | $349.22 | ($349.22) |
| **Total Operation** | | | **$130,360.34** | **($130,360.34)** |
| **Net Contribution (use) of Unallocated General: 252000** | | **$60,000.00** | **$182,731.65** | **($122,731.65)** |

Report Package: Operating Ledger
report created by: Cats

Dec 4, 2007 3:42:57 PM

# BUDGET REPORT

Organization: 252003
Cole Donna

Report Name: Budget Report by Account

Fiscal Year: 2007-08

| ACCOUNT | ACCOUNT_DESC | Revenue Dollars | Expense Dollars | Net Contribution |
|---|---|---|---|---|
| 614000 | Faculty-Budget Pool | | $110,291.76 | ($110,291.76) |
| **Total Personnel Services** | | | **$110,291.76** | **($110,291.76)** |
| 623100 | Staff Benefits-Faculty | | $28,234.70 | ($28,234.70) |
| **Total Benefits** | | | **$28,234.70** | **($28,234.70)** |
| 750000 | Budget Pool-Info & Communications | | $500.00 | ($500.00) |
| 774100 | Data Processing Equipmnt Use-Intrnl | | $339.05 | ($339.05) |
| **Total Operation** | | | **$839.05** | **($839.05)** |
| **Net Contribution (use) of Unallocated General: 252003** | | | **$139,365.51** | **($139,365.51)** |

Report Package: Operating Ledger
report created by: Cats

Dec 4, 2007 3:42:57 PM

# BUDGET REPORT

Organization: 252004
Long Patricia

Report Name: Budget Report by Account

Fiscal Year: 2007-08

| ACCOUNT | ACCOUNT_DESC | Revenue Dollars | Expense Dollars | Net Contribution |
|---|---|---|---|---|
| 612000 | Classified-Budget Pool | | $24,315.86 | ($24,315.86) |
| **Total Personnel Services** | | | **$24,315.86** | **($24,315.86)** |
| 622100 | Staff Benefits-Classified/Exmt Hrly | | $11,306.87 | ($11,306.87) |
| **Total Benefits** | | | **$11,306.87** | **($11,306.87)** |
| 750000 | Budget Pool-Info & Communications | | $600.00 | ($600.00) |
| 774100 | Data Processing Equipmnt Use-Intrnl | | $339.05 | ($339.05) |
| **Total Operation** | | | **$939.05** | **($939.05)** |
| **Net Contribution (use) of Unallocated General: 252004** | | | **$36,561.78** | **($36,561.78)** |

Report Package: Operating Ledger
report created by: Cats

Dec 4, 2007 3:42:57 PM

# BUDGET REPORT

Organization: 252005
Walling Mary Jane

Report Name: Budget Report by Account

Fiscal Year: 2007-08

| ACCOUNT | ACCOUNT_DESC | Revenue Dollars | Expense Dollars | Net Contribution |
|---|---|---|---|---|
| 612200 | NonExempt Unclassified Hourly | | $39,437.51 | ($39,437.51) |
| **Total Personnel Services** | | | **$39,437.51** | **($39,437.51)** |
| 621100 | Staff Benefits-Unclassified | | $14,702.91 | ($14,702.91) |
| 622100 | Staff Benefits-Classified/Exmt Hrly | | $441.10 | ($441.10) |
| **Total Benefits** | | | **$15,144.01** | **($15,144.01)** |
| 750000 | Budget Pool-Info & Communications | | $700.00 | ($700.00) |
| 774100 | Data Processing Equipmnt Use-Intrnl | | $339.05 | ($339.05) |
| **Total Operation** | | | **$1,039.05** | **($1,039.05)** |
| **Net Contribution (use) of Unallocated General: 252005** | | | **$55,620.57** | **($55,620.57)** |

Report Package: Operating Ledger
report created by: Cats

Dec 4, 2007 3:42:57 PM

# BUDGET REPORT

Organization: 252006
McDermott Ronald

Report Name: Budget Report by Account

Fiscal Year: 2007-08

| ACCOUNT | ACCOUNT_DESC | Revenue Dollars | Expense Dollars | Net Contribution |
|---|---|---|---|---|
| 611150 | Unclassified-Retirees | | $43,050.29 | ($43,050.29) |
| **Total Personnel Services** | | | **$43,050.29** | **($43,050.29)** |
| 621110 | Staff Benefits-Unclassified<51%/Ret | | $6,457.54 | ($6,457.54) |
| **Total Benefits** | | | **$6,457.54** | **($6,457.54)** |
| 750000 | Budget Pool-Info & Communications | | $600.00 | ($600.00) |
| 774100 | Data Processing Equipmnt Use-Intrnl | | $339.05 | ($339.05) |
| **Total Operation** | | | **$939.05** | **($939.05)** |
| **Net Contribution (use) of Unallocated General: 252006** | | | **$50,446.88** | **($50,446.88)** |

Report Package: Operating Ledger
report created by: Cats

Dec 4, 2007 3:42:57 PM

# BUDGET REPORT

Organization: TED55
Teacher Education

Report Name: Budget Report by Account

Fiscal Year: 2007-08

| ACCOUNT | ACCOUNT_DESC | Revenue Dollars | Expense Dollars | Net Contribution |
|---|---|---|---|---|
| 505250 | Departmental Sales & Service | $101,630.00 | | $101,630.00 |
| **Total Revenue** | | **$101,630.00** | | **$101,630.00** |
| 611500 | Graduate Assistants | | $42,591.54 | ($42,591.54) |
| 612000 | Classified-Budget Pool | | $78,994.69 | ($78,994.69) |
| 614000 | Faculty-Budget Pool | | $1,675,302.78 | ($1,675,302.78) |
| 614100 | Faculty-Academic Year | | $1,482.28 | ($1,482.28) |
| 615000 | Faculty-Other Budget Pool | | $114,057.48 | ($114,057.48) |
| 615300 | Faculty-Summer | | $190,160.67 | ($190,160.67) |
| 616000 | Student Wages-Budget Pool | | $9,992.00 | ($9,992.00) |
| **Total Personnel Services** | | | **$2,112,581.44** | **($2,112,581.44)** |
| 622100 | Staff Benefits-Classified/Exmt Hrly | | $37,061.86 | ($37,061.86) |
| 623100 | Staff Benefits-Faculty | | $428,877.53 | ($428,877.53) |
| 623200 | Staff Benefits-Faculty Part Time | | $40,156.79 | ($40,156.79) |
| **Total Benefits** | | | **$506,096.18** | **($506,096.18)** |
| 717000 | Budget Pool-Contracted Services | | $7,133.00 | ($7,133.00) |
| 730000 | Budget Pool-Supplies | | $40,100.70 | ($40,100.70) |
| 740000 | Budget Pool-Travel | | $29,000.00 | ($29,000.00) |
| 750000 | Budget Pool-Info & Communications | | $40,828.86 | ($40,828.86) |
| 760000 | Budget Pool-Maintenance & Repair | | $200.00 | ($200.00) |
| 773400 | Waivers-GA Academic In State | | $53,652.56 | ($53,652.56) |
| 773420 | Waivers-GA Summer In State | | $30,646.72 | ($30,646.72) |
| 774100 | Data Processing Equipmnt Use-Intrnl | | $613,842.98 | ($613,842.98) |
| 777000 | Budget Pool-Other Miscellaneous | | $38,462.00 | ($38,462.00) |
| **Total Operation** | | | **$853,866.82** | **($853,866.82)** |
| **Net Contribution (use) of Unallocated General: TED55** | | **$101,630.00** | **$3,472,544.44** | **($3,370,914.44)** |

Report Package: Operating Ledger
report created by: Cats

Dec 4, 2007 3:39:05 PM

# BUDGET REPORT

Organization: TED555
Teacher Education

Report Name: Budget Report by Account

Fiscal Year: 2007-08

| ACCOUNT | ACCOUNT_DESC | Revenue Dollars | Expense Dollars | Net Contribution |
|---|---|---|---|---|
| 505250 | Departmental Sales & Service | $101,630.00 | | $101,630.00 |
| **Total Revenue** | | **$101,630.00** | | **$101,630.00** |
| 611500 | Graduate Assistants | | $42,591.54 | ($42,591.54) |
| 612000 | Classified-Budget Pool | | $78,994.69 | ($78,994.69) |
| 614000 | Faculty-Budget Pool | | $1,675,302.78 | ($1,675,302.78) |
| 614100 | Faculty-Academic Year | | $1,482.28 | ($1,482.28) |
| 615000 | Faculty-Other Budget Pool | | $114,057.48 | ($114,057.48) |
| 615300 | Faculty-Summer | | $190,160.67 | ($190,160.67) |
| 616000 | Student Wages-Budget Pool | | $9,992.00 | ($9,992.00) |
| **Total Personnel Services** | | | **$2,112,581.44** | **($2,112,581.44)** |
| 622100 | Staff Benefits-Classified/Exmt Hrly | | $37,061.86 | ($37,061.86) |
| 623100 | Staff Benefits-Faculty | | $428,877.53 | ($428,877.53) |
| 623200 | Staff Benefits-Faculty Part Time | | $40,156.79 | ($40,156.79) |
| **Total Benefits** | | | **$506,096.18** | **($506,096.18)** |
| 717000 | Budget Pool-Contracted Services | | $7,133.00 | ($7,133.00) |
| 730000 | Budget Pool-Supplies | | $40,100.70 | ($40,100.70) |
| 740000 | Budget Pool-Travel | | $29,000.00 | ($29,000.00) |
| 750000 | Budget Pool-Info & Communications | | $40,828.86 | ($40,828.86) |
| 760000 | Budget Pool-Maintenance & Repair | | $200.00 | ($200.00) |
| 773400 | Waivers-GA Academic In State | | $53,652.56 | ($53,652.56) |
| 773420 | Waivers-GA Summer In State | | $30,646.72 | ($30,646.72) |
| 774100 | Data Processing Equipmnt Use-Intrnl | | $613,842.98 | ($613,842.98) |
| 777000 | Budget Pool-Other Miscellaneous | | $38,462.00 | ($38,462.00) |
| **Total Operation** | | | **$853,866.82** | **($853,866.82)** |
| **Net Contribution (use) of Unallocated General: TED555** | | **$101,630.00** | **$3,472,544.44** | **($3,370,914.44)** |

Report Package: Operating Ledger
report created by: Cats

Dec 4, 2007 3:40:50 PM

# BUDGET REPORT

Organization: 251800
Teacher Education

Report Name: Budget Report by Account

Fiscal Year: 2007-08

| ACCOUNT | ACCOUNT_DESC | Revenue Dollars | Expense Dollars | Net Contribution |
|---|---|---|---|---|
| 611500 | Graduate Assistants | | $42,591.54 | ($42,591.54) |
| 615000 | Faculty-Other Budget Pool | | $8,262.48 | ($8,262.48) |
| 616000 | Student Wages-Budget Pool | | $9,992.00 | ($9,992.00) |
| **Total Personnel Services** | | | **$60,846.02** | **($60,846.02)** |
| 623200 | Staff Benefits-Faculty Part Time | | $1,090.65 | ($1,090.65) |
| **Total Benefits** | | | **$1,090.65** | **($1,090.65)** |
| 717000 | Budget Pool-Contracted Services | | $5,000.00 | ($5,000.00) |
| 730000 | Budget Pool-Supplies | | $11,000.00 | ($11,000.00) |
| 740000 | Budget Pool-Travel | | $7,250.00 | ($7,250.00) |
| 750000 | Budget Pool-Info & Communications | | $23,846.00 | ($23,846.00) |
| 760000 | Budget Pool-Maintenance & Repair | | $200.00 | ($200.00) |
| 773400 | Waivers-GA Academic In State | | $53,652.56 | ($53,652.56) |
| 773420 | Waivers-GA Summer In State | | $30,646.72 | ($30,646.72) |
| 774100 | Data Processing Equipmnt Use-Intrnl | | $602,406.81 | ($602,406.81) |
| **Total Operation** | | | **$734,002.09** | **($734,002.09)** |
| **Net Contribution (use) of Unallocated General: 251800** | | | **$795,938.76** | **($795,938.76)** |

Report Package: Operating Ledger
report created by: Cats

Dec 4, 2007 3:42:57 PM

# BUDGET REPORT

Organization: 251804
R/E MS Intervention Specialist

Report Name: Budget Report by Account

Fiscal Year: 2007-08

| ACCOUNT | ACCOUNT_DESC | Revenue Dollars | Expense Dollars | Net Contribution |
|---|---|---|---|---|
| 615000 | Faculty-Other Budget Pool | | $105,795.00 | ($105,795.00) |
| 615300 | Faculty-Summer | | $20,000.00 | ($20,000.00) |
| **Total Personnel Services** | | | **$125,795.00** | **($125,795.00)** |
| 623200 | Staff Benefits-Faculty Part Time | | $16,604.94 | ($16,604.94) |
| **Total Benefits** | | | **$16,604.94** | **($16,604.94)** |
| 774100 | Data Processing Equipmnt Use-Intrnl | | $2,241.11 | ($2,241.11) |
| 777000 | Budget Pool-Other Miscellaneous | | $38,462.00 | ($38,462.00) |
| **Total Operation** | | | **$40,703.11** | **($40,703.11)** |
| **Net Contribution (use) of Unallocated General: 251804** | | | **$183,103.05** | **($183,103.05)** |

Report Package: Operating Ledger
report created by: Cats

Dec 4, 2007 3:42:57 PM

# BUDGET REPORT

Organization: 251805

R/E Reading Recovery Teacher Train

Report Name: Budget Report by Account

Fiscal Year: 2007-08

| ACCOUNT | ACCOUNT_DESC | Revenue Dollars | Expense Dollars | Net Contribution |
|---|---|---|---|---|
| 505250 | Departmental Sales & Service | $101,630.00 | | $101,630.00 |
| **Total Revenue** | | **$101,630.00** | | **$101,630.00** |
| 614000 | Faculty-Budget Pool | | $49,769.00 | ($49,769.00) |
| **Total Personnel Services** | | | **$49,769.00** | **($49,769.00)** |
| 623100 | Staff Benefits-Faculty | | $12,740.86 | ($12,740.86) |
| **Total Benefits** | | | **$12,740.86** | **($12,740.86)** |
| 717000 | Budget Pool-Contracted Services | | $2,133.00 | ($2,133.00) |
| 730000 | Budget Pool-Supplies | | $29,100.70 | ($29,100.70) |
| 740000 | Budget Pool-Travel | | $5,000.00 | ($5,000.00) |
| 750000 | Budget Pool-Info & Communications | | $1,082.86 | ($1,082.86) |
| **Total Operation** | | | **$37,316.56** | **($37,316.56)** |
| **Net Contribution (use) of Unallocated General: 251805** | | **$101,630.00** | **$99,826.42** | **$1,803.58** |

Report Package: Operating Ledger

report created by: Cats

Dec 4, 2007 3:42:57 PM

# BUDGET REPORT

Organization: 251806
Bargerhuff Mary Ellen

Report Name: Budget Report by Account

Fiscal Year: 2007-08

| ACCOUNT | ACCOUNT_DESC | Revenue Dollars | Expense Dollars | Net Contribution |
|---|---|---|---|---|
| 614000 | Faculty-Budget Pool | | $67,087.30 | ($67,087.30) |
| 615300 | Faculty-Summer | | $8,366.00 | ($8,366.00) |
| **Total Personnel Services** | | | **$75,453.30** | **($75,453.30)** |
| 623100 | Staff Benefits-Faculty | | $17,174.36 | ($17,174.36) |
| 623200 | Staff Benefits-Faculty Part Time | | $1,104.31 | ($1,104.31) |
| **Total Benefits** | | | **$18,278.67** | **($18,278.67)** |
| 740000 | Budget Pool-Travel | | $500.00 | ($500.00) |
| 750000 | Budget Pool-Info & Communications | | $600.00 | ($600.00) |
| 774100 | Data Processing Equipmnt Use-Intrnl | | $339.05 | ($339.05) |
| **Total Operation** | | | **$1,439.05** | **($1,439.05)** |
| **Net Contribution (use) of Unallocated General: 251806** | | | **$95,171.02** | **($95,171.02)** |

Report Package: Operating Ledger
report created by: Cats

Dec 4, 2007 3:42:57 PM

# BUDGET REPORT

Organization: 251807
Baker David

Report Name: Budget Report by Account

Fiscal Year: 2007-08

| ACCOUNT | ACCOUNT_DESC | Revenue Dollars | Expense Dollars | Net Contribution |
|---|---|---|---|---|
| 612000 | Classified-Budget Pool | | $23,724.26 | ($23,724.26) |
| **Total Personnel Services** | | | **$23,724.26** | **($23,724.26)** |
| 622100 | Staff Benefits-Classified/Exmt Hrly | | $11,031.78 | ($11,031.78) |
| **Total Benefits** | | | **$11,031.78** | **($11,031.78)** |
| 750000 | Budget Pool-Info & Communications | | $500.00 | ($500.00) |
| 774100 | Data Processing Equipmnt Use-Intrnl | | $339.05 | ($339.05) |
| **Total Operation** | | | **$839.05** | **($839.05)** |
| **Net Contribution (use) of Unallocated General: 251807** | | | **$35,595.09** | **($35,595.09)** |

Report Package: Operating Ledger
report created by: Cats

Dec 4, 2007 3:42:57 PM

# BUDGET REPORT

Organization: 251808
Basista Beth

Report Name: Budget Report by Account

Fiscal Year: 2007-08

| ACCOUNT | ACCOUNT_DESC | Revenue Dollars | Expense Dollars | Net Contribution |
|---|---|---|---|---|
| 614000 | Faculty-Budget Pool | | $10,511.14 | ($10,511.14) |
| 614100 | Faculty-Academic Year | | $554.68 | ($554.68) |
| **Total Personnel Services** | | | **$11,065.82** | **($11,065.82)** |
| 623100 | Staff Benefits-Faculty | | $2,690.85 | ($2,690.85) |
| **Total Benefits** | | | **$2,690.85** | **($2,690.85)** |
| 740000 | Budget Pool-Travel | | $250.00 | ($250.00) |
| **Total Operation** | | | **$250.00** | **($250.00)** |
| **Net Contribution (use) of Unallocated General: 251808** | | | **$14,006.67** | **($14,006.67)** |

Report Package: Operating Ledger
report created by: Cats

Dec 4, 2007 3:42:57 PM

# BUDGET REPORT

Organization: 251809
Kenyon Lisa

Report Name: Budget Report by Account

Fiscal Year: 2007-08

| ACCOUNT | ACCOUNT_DESC | Revenue Dollars | Expense Dollars | Net Contribution |
|---|---|---|---|---|
| 614000 | Faculty-Budget Pool | | $17,906.36 | ($17,906.36) |
| 614100 | Faculty-Academic Year | | $927.60 | ($927.60) |
| **Total Personnel Services** | | | **$18,833.96** | **($18,833.96)** |
| 623100 | Staff Benefits-Faculty | | $4,584.03 | ($4,584.03) |
| **Total Benefits** | | | **$4,584.03** | **($4,584.03)** |
| 740000 | Budget Pool-Travel | | $250.00 | ($250.00) |
| 774100 | Data Processing Equipmnt Use-Intrnl | | $111.89 | ($111.89) |
| **Total Operation** | | | **$361.89** | **($361.89)** |
| **Net Contribution (use) of Unallocated General: 251809** | | | **$23,779.88** | **($23,779.88)** |

Report Package: Operating Ledger
report created by: Cats

Dec 4, 2007 3:42:57 PM

# BUDGET REPORT

Organization: 251810
Collier Jacqueline

Report Name: Budget Report by Account

Fiscal Year: 2007-08

| ACCOUNT | ACCOUNT_DESC | Revenue Dollars | Expense Dollars | Net Contribution |
|---|---|---|---|---|
| 614000 | Faculty-Budget Pool | | $53,335.35 | ($53,335.35) |
| 615300 | Faculty-Summer | | $7,586.00 | ($7,586.00) |
| **Total Personnel Services** | | | **$60,921.35** | **($60,921.35)** |
| 623100 | Staff Benefits-Faculty | | $13,653.85 | ($13,653.85) |
| 623200 | Staff Benefits-Faculty Part Time | | $1,001.35 | ($1,001.35) |
| **Total Benefits** | | | **$14,655.20** | **($14,655.20)** |
| 740000 | Budget Pool-Travel | | $500.00 | ($500.00) |
| 750000 | Budget Pool-Info & Communications | | $600.00 | ($600.00) |
| 774100 | Data Processing Equipmnt Use-Intrnl | | $339.05 | ($339.05) |
| **Total Operation** | | | **$1,439.05** | **($1,439.05)** |
| **Net Contribution (use) of Unallocated General: 251810** | | | **$77,015.60** | **($77,015.60)** |

Report Package: Operating Ledger
report created by: Cats

Dec 4, 2007 3:42:57 PM

# BUDGET REPORT

Organization: 251811
Dunne James

Report Name: Budget Report by Account

Fiscal Year: 2007-08

| ACCOUNT | ACCOUNT_DESC | Revenue Dollars | Expense Dollars | Net Contribution |
|---|---|---|---|---|
| 614000 | Faculty-Budget Pool | | $63,633.82 | ($63,633.82) |
| 615300 | Faculty-Summer | | $8,486.00 | ($8,486.00) |
| **Total Personnel Services** | | | **$72,119.82** | **($72,119.82)** |
| 623100 | Staff Benefits-Faculty | | $16,290.26 | ($16,290.26) |
| 623200 | Staff Benefits-Faculty Part Time | | $1,120.15 | ($1,120.15) |
| **Total Benefits** | | | **$17,410.41** | **($17,410.41)** |
| 740000 | Budget Pool-Travel | | $500.00 | ($500.00) |
| 750000 | Budget Pool-Info & Communications | | $600.00 | ($600.00) |
| 774100 | Data Processing Equipmnt Use-Intrnl | | $339.05 | ($339.05) |
| **Total Operation** | | | **$1,439.05** | **($1,439.05)** |
| **Net Contribution (use) of Unallocated General: 251811** | | | **$90,969.28** | **($90,969.28)** |

Report Package: Operating Ledger
report created by: Cats

Dec 4, 2007 3:42:57 PM

# BUDGET REPORT

Organization: 251812
Schriever Stacy

Report Name: Budget Report by Account

Fiscal Year: 2007-08

| ACCOUNT | ACCOUNT_DESC | Revenue Dollars | Expense Dollars | Net Contribution |
|---|---|---|---|---|
| 614000 | Faculty-Budget Pool | | $78,012.00 | ($78,012.00) |
| 615300 | Faculty-Summer | | $12,384.00 | ($12,384.00) |
| **Total Personnel Services** | | | **$90,396.00** | **($90,396.00)** |
| 623100 | Staff Benefits-Faculty | | $19,971.07 | ($19,971.07) |
| 623200 | Staff Benefits-Faculty Part Time | | $1,634.69 | ($1,634.69) |
| **Total Benefits** | | | **$21,605.76** | **($21,605.76)** |
| 740000 | Budget Pool-Travel | | $500.00 | ($500.00) |
| 750000 | Budget Pool-Info & Communications | | $600.00 | ($600.00) |
| 774100 | Data Processing Equipmnt Use-Intrnl | | $339.05 | ($339.05) |
| **Total Operation** | | | **$1,439.05** | **($1,439.05)** |
| **Net Contribution (use) of Unallocated General: 251812** | | | **$113,440.81** | **($113,440.81)** |

Report Package: Operating Ledger
report created by: Cats

Dec 4, 2007 3:42:57 PM

# BUDGET REPORT

Organization: 251813
Friend Lena

Report Name: Budget Report by Account

Fiscal Year: 2007-08

| ACCOUNT | ACCOUNT_DESC | Revenue Dollars | Expense Dollars | Net Contribution |
|---|---|---|---|---|
| 612000 | Classified-Budget Pool | | $29,275.88 | ($29,275.88) |
| **Total Personnel Services** | | | **$29,275.88** | **($29,275.88)** |
| 622100 | Staff Benefits-Classified/Exmt Hrly | | $13,613.29 | ($13,613.29) |
| **Total Benefits** | | | **$13,613.29** | **($13,613.29)** |
| 750000 | Budget Pool-Info & Communications | | $500.00 | ($500.00) |
| 774100 | Data Processing Equipmnt Use-Intrnl | | $339.05 | ($339.05) |
| **Total Operation** | | | **$839.05** | **($839.05)** |
| **Net Contribution (use) of Unallocated General: 251813** | | | **$43,728.22** | **($43,728.22)** |

Report Package: Operating Ledger
report created by: Cats

Dec 4, 2007 3:42:57 PM

# BUDGET REPORT

Organization: 251814
Lyon Anna

Report Name: Budget Report by Account

Fiscal Year: 2007-08

| ACCOUNT | ACCOUNT_DESC | Revenue Dollars | Expense Dollars | Net Contribution |
|---|---|---|---|---|
| 614000 | Faculty-Budget Pool | | $51,000.00 | ($51,000.00) |
| 615300 | Faculty-Summer | | $8,049.00 | ($8,049.00) |
| **Total Personnel Services** | | | **$59,049.00** | **($59,049.00)** |
| 623100 | Staff Benefits-Faculty | | $13,056.00 | ($13,056.00) |
| 623200 | Staff Benefits-Faculty Part Time | | $1,062.47 | ($1,062.47) |
| **Total Benefits** | | | **$14,118.47** | **($14,118.47)** |
| 740000 | Budget Pool-Travel | | $500.00 | ($500.00) |
| 750000 | Budget Pool-Info & Communications | | $600.00 | ($600.00) |
| **Total Operation** | | | **$1,100.00** | **($1,100.00)** |
| **Net Contribution (use) of Unallocated General: 251814** | | | **$74,267.47** | **($74,267.47)** |

Report Package: Operating Ledger
report created by: Cats

Dec 4, 2007 3:42:57 PM

# BUDGET REPORT

Organization: 251815
Jackson Cynthia

Report Name: Budget Report by Account

Fiscal Year: 2007-08

| ACCOUNT | ACCOUNT_DESC | Revenue Dollars | Expense Dollars | Net Contribution |
|---|---|---|---|---|
| 614000 | Faculty-Budget Pool | | $50,484.81 | ($50,484.81) |
| 615300 | Faculty-Summer | | $8,166.67 | ($8,166.67) |
| **Total Personnel Services** | | | **$58,651.48** | **($58,651.48)** |
| 623100 | Staff Benefits-Faculty | | $12,924.11 | ($12,924.11) |
| 623200 | Staff Benefits-Faculty Part Time | | $1,078.00 | ($1,078.00) |
| **Total Benefits** | | | **$14,002.11** | **($14,002.11)** |
| 740000 | Budget Pool-Travel | | $500.00 | ($500.00) |
| 750000 | Budget Pool-Info & Communications | | $600.00 | ($600.00) |
| 774100 | Data Processing Equipmnt Use-Intrnl | | $339.05 | ($339.05) |
| **Total Operation** | | | **$1,439.05** | **($1,439.05)** |
| **Net Contribution (use) of Unallocated General: 251815** | | | **$74,092.64** | **($74,092.64)** |

Report Package: Operating Ledger
report created by: Cats

Dec 4, 2007 3:42:57 PM

# BUDGET REPORT

Organization: 251816
Finegan Colleen

Report Name: Budget Report by Account

Fiscal Year: 2007-08

| ACCOUNT | ACCOUNT_DESC | Revenue Dollars | Expense Dollars | Net Contribution |
|---|---|---|---|---|
| 614000 | Faculty-Budget Pool | | $90,061.81 | ($90,061.81) |
| **Total Personnel Services** | | | **$90,061.81** | **($90,061.81)** |
| 623100 | Staff Benefits-Faculty | | $23,055.83 | ($23,055.83) |
| **Total Benefits** | | | **$23,055.83** | **($23,055.83)** |
| 740000 | Budget Pool-Travel | | $2,000.00 | ($2,000.00) |
| 750000 | Budget Pool-Info & Communications | | $600.00 | ($600.00) |
| 774100 | Data Processing Equipmnt Use-Intrnl | | $339.05 | ($339.05) |
| **Total Operation** | | | **$2,939.05** | **($2,939.05)** |
| **Net Contribution (use) of Unallocated General: 251816** | | | **$116,056.69** | **($116,056.69)** |

Report Package: Operating Ledger
report created by: Cats

Dec 4, 2007 3:42:57 PM

# BUDGET REPORT

Organization: 251817
Helms Ronald

Report Name: Budget Report by Account

Fiscal Year: 2007-08

| ACCOUNT | ACCOUNT_DESC | Revenue Dollars | Expense Dollars | Net Contribution |
|---|---|---|---|---|
| 614000 | Faculty-Budget Pool | | $76,888.34 | ($76,888.34) |
| 615300 | Faculty-Summer | | $10,870.00 | ($10,870.00) |
| **Total Personnel Services** | | | **$87,758.34** | **($87,758.34)** |
| 623100 | Staff Benefits-Faculty | | $19,683.41 | ($19,683.41) |
| 623200 | Staff Benefits-Faculty Part Time | | $1,434.84 | ($1,434.84) |
| **Total Benefits** | | | **$21,118.25** | **($21,118.25)** |
| 740000 | Budget Pool-Travel | | $500.00 | ($500.00) |
| 750000 | Budget Pool-Info & Communications | | $600.00 | ($600.00) |
| 774100 | Data Processing Equipmnt Use-Intrnl | | $339.05 | ($339.05) |
| **Total Operation** | | | **$1,439.05** | **($1,439.05)** |
| **Net Contribution (use) of Unallocated General: 251817** | | | **$110,315.64** | **($110,315.64)** |

Report Package: Operating Ledger
report created by: Cats

Dec 4, 2007 3:42:57 PM

# BUDGET REPORT

Organization: 251818
Hess Deborah

Report Name: Budget Report by Account

Fiscal Year: 2007-08

| ACCOUNT | ACCOUNT_DESC | Revenue Dollars | Expense Dollars | Net Contribution |
|---|---|---|---|---|
| 614000 | Faculty-Budget Pool | | $57,415.50 | ($57,415.50) |
| 615300 | Faculty-Summer | | $7,586.00 | ($7,586.00) |
| **Total Personnel Services** | | | **$65,001.50** | **($65,001.50)** |
| 622100 | Staff Benefits-Classified/Exmt Hrly | | $329.33 | ($329.33) |
| 623100 | Staff Benefits-Faculty | | $14,698.37 | ($14,698.37) |
| 623200 | Staff Benefits-Faculty Part Time | | $1,001.35 | ($1,001.35) |
| **Total Benefits** | | | **$16,029.05** | **($16,029.05)** |
| 740000 | Budget Pool-Travel | | $500.00 | ($500.00) |
| 750000 | Budget Pool-Info & Communications | | $600.00 | ($600.00) |
| 774100 | Data Processing Equipmnt Use-Intrnl | | $339.05 | ($339.05) |
| **Total Operation** | | | **$1,439.05** | **($1,439.05)** |
| **Net Contribution (use) of Unallocated General: 251818** | | | **$82,469.60** | **($82,469.60)** |

Report Package: Operating Ledger
report created by: Cats

Dec 4, 2007 3:42:57 PM

# BUDGET REPORT

Organization: 251819
Johnson Angela

Report Name: Budget Report by Account

Fiscal Year: 2007-08

| ACCOUNT | ACCOUNT_DESC | Revenue Dollars | Expense Dollars | Net Contribution |
|---|---|---|---|---|
| 614000 | Faculty-Budget Pool | | $18,141.41 | ($18,141.41) |
| **Total Personnel Services** | | | **$18,141.41** | **($18,141.41)** |
| 623100 | Staff Benefits-Faculty | | $4,644.20 | ($4,644.20) |
| **Total Benefits** | | | **$4,644.20** | **($4,644.20)** |
| 740000 | Budget Pool-Travel | | $250.00 | ($250.00) |
| **Total Operation** | | | **$250.00** | **($250.00)** |
| **Net Contribution (use) of Unallocated General: 251819** | | | **$23,035.61** | **($23,035.61)** |

Report Package: Operating Ledger
report created by: Cats

Dec 4, 2007 3:42:57 PM

# BUDGET REPORT

Organization: 251820
Johnson Doris

Report Name: Budget Report by Account

Fiscal Year: 2007-08

| ACCOUNT | ACCOUNT_DESC | Revenue Dollars | Expense Dollars | Net Contribution |
|---|---|---|---|---|
| 614000 | Faculty-Budget Pool | | $65,696.33 | ($65,696.33) |
| 615300 | Faculty-Summer | | $8,512.00 | ($8,512.00) |
| **Total Personnel Services** | | | **$74,208.33** | **($74,208.33)** |
| 623100 | Staff Benefits-Faculty | | $16,818.26 | ($16,818.26) |
| 623200 | Staff Benefits-Faculty Part Time | | $1,123.58 | ($1,123.58) |
| **Total Benefits** | | | **$17,941.84** | **($17,941.84)** |
| 740000 | Budget Pool-Travel | | $500.00 | ($500.00) |
| 750000 | Budget Pool-Info & Communications | | $600.00 | ($600.00) |
| 774100 | Data Processing Equipmnt Use-Intrnl | | $339.05 | ($339.05) |
| **Total Operation** | | | **$1,439.05** | **($1,439.05)** |
| **Net Contribution (use) of Unallocated General: 251820** | | | **$93,589.22** | **($93,589.22)** |

Report Package: Operating Ledger
report created by: Cats

Dec 4, 2007 3:42:57 PM

# BUDGET REPORT

Organization: 251821
Jung Notburga

Report Name: Budget Report by Account

Fiscal Year: 2007-08

| ACCOUNT | ACCOUNT_DESC | Revenue Dollars | Expense Dollars | Net Contribution |
|---|---|---|---|---|
| 614000 | Faculty-Budget Pool | | $85,694.08 | ($85,694.08) |
| 615300 | Faculty-Summer | | $11,892.00 | ($11,892.00) |
| **Total Personnel Services** | | | **$97,586.08** | **($97,586.08)** |
| 623100 | Staff Benefits-Faculty | | $21,937.68 | ($21,937.68) |
| 623200 | Staff Benefits-Faculty Part Time | | $1,569.74 | ($1,569.74) |
| **Total Benefits** | | | **$23,507.42** | **($23,507.42)** |
| 740000 | Budget Pool-Travel | | $500.00 | ($500.00) |
| 750000 | Budget Pool-Info & Communications | | $600.00 | ($600.00) |
| 774100 | Data Processing Equipmnt Use-Intrnl | | $339.05 | ($339.05) |
| **Total Operation** | | | **$1,439.05** | **($1,439.05)** |
| **Net Contribution (use) of Unallocated General: 251821** | | | **$122,532.55** | **($122,532.55)** |

Report Package: Operating Ledger
report created by: Cats

Dec 4, 2007 3:42:57 PM

# BUDGET REPORT

Organization: 251822
Mathews Susann

Report Name: Budget Report by Account

Fiscal Year: 2007-08

| ACCOUNT | ACCOUNT_DESC | Revenue Dollars | Expense Dollars | Net Contribution |
|---|---|---|---|---|
| 614000 | Faculty-Budget Pool | | $12,223.28 | ($12,223.28) |
| **Total Personnel Services** | | | **$12,223.28** | **($12,223.28)** |
| 623100 | Staff Benefits-Faculty | | $3,129.15 | ($3,129.15) |
| **Total Benefits** | | | **$3,129.15** | **($3,129.15)** |
| 740000 | Budget Pool-Travel | | $250.00 | ($250.00) |
| 774100 | Data Processing Equipmnt Use-Intrnl | | $54.25 | ($54.25) |
| **Total Operation** | | | **$304.25** | **($304.25)** |
| **Net Contribution (use) of Unallocated General: 251822** | | | **$15,656.68** | **($15,656.68)** |

Report Package: Operating Ledger
report created by: Cats

Dec 4, 2007 3:42:57 PM

# BUDGET REPORT

Report Name: Budget Report by Account

Organization: 251823
Montague Benjamin

Fiscal Year: 2007-08

| ACCOUNT | ACCOUNT_DESC | Revenue Dollars | Expense Dollars | Net Contribution |
|---|---|---|---|---|
| 614000 | Faculty-Budget Pool | | $16,159.87 | ($16,159.87) |
| **Total Personnel Services** | | | **$16,159.87** | **($16,159.87)** |
| 623100 | Staff Benefits-Faculty | | $4,136.93 | ($4,136.93) |
| **Total Benefits** | | | **$4,136.93** | **($4,136.93)** |
| 740000 | Budget Pool-Travel | | $250.00 | ($250.00) |
| 774100 | Data Processing Equipmnt Use-Intrnl | | $115.28 | ($115.28) |
| **Total Operation** | | | **$365.28** | **($365.28)** |
| **Net Contribution (use) of Unallocated General: 251823** | | | **$20,662.08** | **($20,662.08)** |

Report Package: Operating Ledger
report created by: Cats

Dec 4, 2007 3:42:57 PM

# BUDGET REPORT

Organization: 251824
Mosier William

Report Name: Budget Report by Account

Fiscal Year: 2007-08

| ACCOUNT | ACCOUNT_DESC | Revenue Dollars | Expense Dollars | Net Contribution |
|---|---|---|---|---|
| 614000 | Faculty-Budget Pool | | $63,638.46 | ($63,638.46) |
| 615300 | Faculty-Summer | | $7,894.00 | ($7,894.00) |
| **Total Personnel Services** | | | **$71,532.46** | **($71,532.46)** |
| 623100 | Staff Benefits-Faculty | | $16,291.45 | ($16,291.45) |
| 623200 | Staff Benefits-Faculty Part Time | | $1,042.01 | ($1,042.01) |
| **Total Benefits** | | | **$17,333.46** | **($17,333.46)** |
| 740000 | Budget Pool-Travel | | $500.00 | ($500.00) |
| 750000 | Budget Pool-Info & Communications | | $600.00 | ($600.00) |
| 774100 | Data Processing Equipmnt Use-Intrnl | | $339.05 | ($339.05) |
| **Total Operation** | | | **$1,439.05** | **($1,439.05)** |
| **Net Contribution (use) of Unallocated General: 251824** | | | **$90,304.97** | **($90,304.97)** |

Report Package: Operating Ledger
report created by: Cats

Dec 4, 2007 3:42:57 PM

# BUDGET REPORT

Organization: 251825
O'Connor Richele

Report Name: Budget Report by Account

Fiscal Year: 2007-08

| ACCOUNT | ACCOUNT_DESC | Revenue Dollars | Expense Dollars | Net Contribution |
|---|---|---|---|---|
| 614000 | Faculty-Budget Pool | | $65,570.69 | ($65,570.69) |
| 615300 | Faculty-Summer | | $9,531.00 | ($9,531.00) |
| **Total Personnel Services** | | | **$75,101.69** | **($75,101.69)** |
| 623100 | Staff Benefits-Faculty | | $16,786.11 | ($16,786.11) |
| 623200 | Staff Benefits-Faculty Part Time | | $1,258.09 | ($1,258.09) |
| **Total Benefits** | | | **$18,044.20** | **($18,044.20)** |
| 740000 | Budget Pool-Travel | | $500.00 | ($500.00) |
| 750000 | Budget Pool-Info & Communications | | $600.00 | ($600.00) |
| 774100 | Data Processing Equipmnt Use-Intrnl | | $339.05 | ($339.05) |
| **Total Operation** | | | **$1,439.05** | **($1,439.05)** |
| **Net Contribution (use) of Unallocated General: 251825** | | | **$94,584.94** | **($94,584.94)** |

Report Package: Operating Ledger
report created by: Cats

Dec 4, 2007 3:42:57 PM

# BUDGET REPORT

Organization: 251826
Ramey Linda

Report Name: Budget Report by Account

Fiscal Year: 2007-08

| ACCOUNT | ACCOUNT_DESC | Revenue Dollars | Expense Dollars | Net Contribution |
|---|---|---|---|---|
| 614000 | Faculty-Budget Pool | | $69,304.93 | ($69,304.93) |
| 615300 | Faculty-Summer | | $9,819.00 | ($9,819.00) |
| **Total Personnel Services** | | | **$79,123.93** | **($79,123.93)** |
| 623100 | Staff Benefits-Faculty | | $17,742.06 | ($17,742.06) |
| 623200 | Staff Benefits-Faculty Part Time | | $1,296.11 | ($1,296.11) |
| **Total Benefits** | | | **$19,038.17** | **($19,038.17)** |
| 740000 | Budget Pool-Travel | | $500.00 | ($500.00) |
| 750000 | Budget Pool-Info & Communications | | $600.00 | ($600.00) |
| 774100 | Data Processing Equipmnt Use-Intrnl | | $339.05 | ($339.05) |
| **Total Operation** | | | **$1,439.05** | **($1,439.05)** |
| **Net Contribution (use) of Unallocated General: 251826** | | | **$99,601.15** | **($99,601.15)** |

Report Package: Operating Ledger
report created by: Cats

Dec 4, 2007 3:42:57 PM

# BUDGET REPORT

Organization: 251827
Reed Michelle

Report Name: Budget Report by Account

Fiscal Year: 2007-08

| ACCOUNT | ACCOUNT_DESC | Revenue Dollars | Expense Dollars | Net Contribution |
|---|---|---|---|---|
| 614000 | Faculty-Budget Pool | | $19,065.70 | ($19,065.70) |
| **Total Personnel Services** | | | **$19,065.70** | **($19,065.70)** |
| 623100 | Staff Benefits-Faculty | | $4,880.83 | ($4,880.83) |
| **Total Benefits** | | | **$4,880.83** | **($4,880.83)** |
| 740000 | Budget Pool-Travel | | $250.00 | ($250.00) |
| 774100 | Data Processing Equipmnt Use-Intrnl | | $111.89 | ($111.89) |
| **Total Operation** | | | **$361.89** | **($361.89)** |
| **Net Contribution (use) of Unallocated General: 251827** | | | **$24,308.42** | **($24,308.42)** |

Report Package: Operating Ledger
report created by: Cats

Dec 4, 2007 3:42:57 PM

# BUDGET REPORT

Organization: 251828
Renick Patricia

Report Name: Budget Report by Account

Fiscal Year: 2007-08

| ACCOUNT | ACCOUNT_DESC | Revenue Dollars | Expense Dollars | Net Contribution |
|---|---|---|---|---|
| 614000 | Faculty-Budget Pool | | $67,750.25 | ($67,750.25) |
| 615300 | Faculty-Summer | | $9,849.00 | ($9,849.00) |
| **Total Personnel Services** | | | **$77,599.25** | **($77,599.25)** |
| 623100 | Staff Benefits-Faculty | | $17,344.06 | ($17,344.06) |
| 623200 | Staff Benefits-Faculty Part Time | | $1,300.07 | ($1,300.07) |
| **Total Benefits** | | | **$18,644.13** | **($18,644.13)** |
| 740000 | Budget Pool-Travel | | $500.00 | ($500.00) |
| 750000 | Budget Pool-Info & Communications | | $600.00 | ($600.00) |
| 774100 | Data Processing Equipmnt Use-Intrnl | | $339.05 | ($339.05) |
| **Total Operation** | | | **$1,439.05** | **($1,439.05)** |
| **Net Contribution (use) of Unallocated General: 251828** | | | **$97,682.43** | **($97,682.43)** |

Report Package: Operating Ledger
report created by: Cats

Dec 4, 2007 3:42:57 PM

# BUDGET REPORT

Organization: 251829
Boyd Brian

Report Name: Budget Report by Account

Fiscal Year: 2007-08

| ACCOUNT | ACCOUNT_DESC | Revenue Dollars | Expense Dollars | Net Contribution |
|---|---|---|---|---|
| 614000 | Faculty-Budget Pool | | $36,146.18 | ($36,146.18) |
| 615300 | Faculty-Summer | | $8,613.00 | ($8,613.00) |
| **Total Personnel Services** | | | **$44,759.18** | **($44,759.18)** |
| 623100 | Staff Benefits-Faculty | | $9,253.42 | ($9,253.42) |
| 623200 | Staff Benefits-Faculty Part Time | | $1,136.92 | ($1,136.92) |
| **Total Benefits** | | | **$10,390.34** | **($10,390.34)** |
| 740000 | Budget Pool-Travel | | $500.00 | ($500.00) |
| 750000 | Budget Pool-Info & Communications | | $600.00 | ($600.00) |
| 774100 | Data Processing Equipmnt Use-Intrnl | | $227.16 | ($227.16) |
| **Total Operation** | | | **$1,327.16** | **($1,327.16)** |
| **Net Contribution (use) of Unallocated General: 251829** | | | **$56,476.68** | **($56,476.68)** |

Report Package: Operating Ledger
report created by: Cats

Dec 4, 2007 3:42:57 PM

# BUDGET REPORT

Organization: 251830
Schatmeyer Kenneth

Report Name: Budget Report by Account

Fiscal Year: 2007-08

| ACCOUNT | ACCOUNT_DESC | Revenue Dollars | Expense Dollars | Net Contribution |
|---|---|---|---|---|
| 614000 | Faculty-Budget Pool | | $63,700.03 | ($63,700.03) |
| 615300 | Faculty-Summer | | $8,040.00 | ($8,040.00) |
| **Total Personnel Services** | | | **$71,740.03** | **($71,740.03)** |
| 623100 | Staff Benefits-Faculty | | $16,307.21 | ($16,307.21) |
| 623200 | Staff Benefits-Faculty Part Time | | $1,061.28 | ($1,061.28) |
| **Total Benefits** | | | **$17,368.49** | **($17,368.49)** |
| 740000 | Budget Pool-Travel | | $500.00 | ($500.00) |
| 750000 | Budget Pool-Info & Communications | | $600.00 | ($600.00) |
| 774100 | Data Processing Equipmnt Use-Intrnl | | $339.05 | ($339.05) |
| **Total Operation** | | | **$1,439.05** | **($1,439.05)** |
| **Net Contribution (use) of Unallocated General: 251830** | | | **$90,547.57** | **($90,547.57)** |

Report Package: Operating Ledger
report created by: Cats

Dec 4, 2007 3:42:57 PM

# BUDGET REPORT

Organization: 251831
Science Educator

Report Name: Budget Report by Account

Fiscal Year: 2007-08

| ACCOUNT | ACCOUNT_DESC | Revenue Dollars | Expense Dollars | Net Contribution |
|---|---|---|---|---|
| 614000 | Faculty-Budget Pool | | $37,849.00 | ($37,849.00) |
| **Total Personnel Services** | | | **$37,849.00** | **($37,849.00)** |
| 623100 | Staff Benefits-Faculty | | $9,689.34 | ($9,689.34) |
| **Total Benefits** | | | **$9,689.34** | **($9,689.34)** |
| **Net Contribution (use) of Unallocated General: 251831** | | | **$47,538.34** | **($47,538.34)** |

Report Package: Operating Ledger
report created by: Cats

Dec 4, 2007 3:42:57 PM

# BUDGET REPORT

Organization: 251832
Slattery William

Report Name: Budget Report by Account

Fiscal Year: 2007-08

| ACCOUNT | ACCOUNT_DESC | Revenue Dollars | Expense Dollars | Net Contribution |
|---|---|---|---|---|
| 614000 | Faculty-Budget Pool | | $23,536.38 | ($23,536.38) |
| **Total Personnel Services** | | | **$23,536.38** | **($23,536.38)** |
| 623100 | Staff Benefits-Faculty | | $6,025.31 | ($6,025.31) |
| **Total Benefits** | | | **$6,025.31** | **($6,025.31)** |
| 740000 | Budget Pool-Travel | | $250.00 | ($250.00) |
| 774100 | Data Processing Equipmnt Use-Intrnl | | $111.89 | ($111.89) |
| **Total Operation** | | | **$361.89** | **($361.89)** |
| **Net Contribution (use) of Unallocated General: 251832** | | | **$29,923.58** | **($29,923.58)** |

Report Package: Operating Ledger
report created by: Cats

Dec 4, 2007 3:42:57 PM

# BUDGET REPORT

Organization: 251833
Stevens Jaclyn

Report Name: Budget Report by Account

Fiscal Year: 2007-08

| ACCOUNT | ACCOUNT_DESC | Revenue Dollars | Expense Dollars | Net Contribution |
|---|---|---|---|---|
| 612000 | Classified-Budget Pool | | $25,994.55 | ($25,994.55) |
| **Total Personnel Services** | | | **$25,994.55** | **($25,994.55)** |
| 622100 | Staff Benefits-Classified/Exmt Hrly | | $12,087.46 | ($12,087.46) |
| **Total Benefits** | | | **$12,087.46** | **($12,087.46)** |
| 750000 | Budget Pool-Info & Communications | | $500.00 | ($500.00) |
| 774100 | Data Processing Equipmnt Use-Intrnl | | $339.05 | ($339.05) |
| **Total Operation** | | | **$839.05** | **($839.05)** |
| **Net Contribution (use) of Unallocated General: 251833** | | | **$38,921.06** | **($38,921.06)** |

Report Package: Operating Ledger
report created by: Cats

Dec 4, 2007 3:42:57 PM

# BUDGET REPORT

Organization: 251834
Tomlin James

Report Name: Budget Report by Account

Fiscal Year: 2007-08

| ACCOUNT | ACCOUNT_DESC | Revenue Dollars | Expense Dollars | Net Contribution |
|---|---|---|---|---|
| 614000 | Faculty-Budget Pool | | $52,179.93 | ($52,179.93) |
| 615300 | Faculty-Summer | | $9,871.00 | ($9,871.00) |
| **Total Personnel Services** | | | **$62,050.93** | **($62,050.93)** |
| 623100 | Staff Benefits-Faculty | | $13,358.06 | ($13,358.06) |
| 623200 | Staff Benefits-Faculty Part Time | | $1,302.97 | ($1,302.97) |
| **Total Benefits** | | | **$14,661.03** | **($14,661.03)** |
| 740000 | Budget Pool-Travel | | $500.00 | ($500.00) |
| 750000 | Budget Pool-Info & Communications | | $600.00 | ($600.00) |
| 774100 | Data Processing Equipmnt Use-Intrnl | | $227.16 | ($227.16) |
| **Total Operation** | | | **$1,327.16** | **($1,327.16)** |
| **Net Contribution (use) of Unallocated General: 251834** | | | **$78,039.12** | **($78,039.12)** |

Report Package: Operating Ledger
report created by: Cats

Dec 4, 2007 3:42:57 PM

# BUDGET REPORT

Organization: 251835
Patel Nimisha

Report Name: Budget Report by Account

Fiscal Year: 2007-08

| ACCOUNT | ACCOUNT_DESC | Revenue Dollars | Expense Dollars | Net Contribution |
|---|---|---|---|---|
| 614000 | Faculty-Budget Pool | | $50,580.33 | ($50,580.33) |
| 615300 | Faculty-Summer | | $7,221.00 | ($7,221.00) |
| **Total Personnel Services** | | | **$57,801.33** | **($57,801.33)** |
| 623100 | Staff Benefits-Faculty | | $12,948.56 | ($12,948.56) |
| 623200 | Staff Benefits-Faculty Part Time | | $953.17 | ($953.17) |
| **Total Benefits** | | | **$13,901.73** | **($13,901.73)** |
| 740000 | Budget Pool-Travel | | $500.00 | ($500.00) |
| 750000 | Budget Pool-Info & Communications | | $600.00 | ($600.00) |
| 774100 | Data Processing Equipmnt Use-Intrnl | | $339.05 | ($339.05) |
| **Total Operation** | | | **$1,439.05** | **($1,439.05)** |
| **Net Contribution (use) of Unallocated General: 251835** | | | **$73,142.11** | **($73,142.11)** |

Report Package: Operating Ledger
report created by: Cats

Dec 4, 2007 3:42:57 PM

# BUDGET REPORT

Organization: 251836
Keener Catherine

Report Name: Budget Report by Account

Fiscal Year: 2007-08

| ACCOUNT | ACCOUNT_DESC | Revenue Dollars | Expense Dollars | Net Contribution |
|---|---|---|---|---|
| 614000 | Faculty-Budget Pool | | $51,597.50 | ($51,597.50) |
| 615300 | Faculty-Summer | | $7,425.00 | ($7,425.00) |
| **Total Personnel Services** | | | **$59,022.50** | **($59,022.50)** |
| 623100 | Staff Benefits-Faculty | | $13,208.97 | ($13,208.97) |
| 623200 | Staff Benefits-Faculty Part Time | | $980.10 | ($980.10) |
| **Total Benefits** | | | **$14,189.07** | **($14,189.07)** |
| 740000 | Budget Pool-Travel | | $500.00 | ($500.00) |
| 750000 | Budget Pool-Info & Communications | | $600.00 | ($600.00) |
| 774100 | Data Processing Equipmnt Use-Intrnl | | $339.05 | ($339.05) |
| **Total Operation** | | | **$1,439.05** | **($1,439.05)** |
| **Net Contribution (use) of Unallocated General: 251836** | | | **$74,650.62** | **($74,650.62)** |

Report Package: Operating Ledger
report created by: Cats

Dec 4, 2007 3:42:57 PM

# BUDGET REPORT

Organization: 251837
Koenig Kathleen

Report Name: Budget Report by Account

Fiscal Year: 2007-08

| ACCOUNT | ACCOUNT_DESC | Revenue Dollars | Expense Dollars | Net Contribution |
|---|---|---|---|---|
| 614000 | Faculty-Budget Pool | | $8,949.14 | ($8,949.14) |
| **Total Personnel Services** | | | **$8,949.14** | **($8,949.14)** |
| 623100 | Staff Benefits-Faculty | | $2,290.98 | ($2,290.98) |
| **Total Benefits** | | | **$2,290.98** | **($2,290.98)** |
| 740000 | Budget Pool-Travel | | $250.00 | ($250.00) |
| 774100 | Data Processing Equipmnt Use-Intrnl | | $44.08 | ($44.08) |
| **Total Operation** | | | **$294.08** | **($294.08)** |
| **Net Contribution (use) of Unallocated General: 251837** | | | **$11,534.20** | **($11,534.20)** |

Report Package: Operating Ledger
report created by: Cats

Dec 4, 2007 3:42:57 PM

# BUDGET REPORT

Organization: 251838
Haught John

Report Name: Budget Report by Account

Fiscal Year: 2007-08

| ACCOUNT | ACCOUNT_DESC | Revenue Dollars | Expense Dollars | Net Contribution |
|---|---|---|---|---|
| 614000 | Faculty-Budget Pool | | $16,662.88 | ($16,662.88) |
| **Total Personnel Services** | | | **$16,662.88** | **($16,662.88)** |
| 623100 | Staff Benefits-Faculty | | $4,265.70 | ($4,265.70) |
| **Total Benefits** | | | **$4,265.70** | **($4,265.70)** |
| 740000 | Budget Pool-Travel | | $250.00 | ($250.00) |
| 774100 | Data Processing Equipmnt Use-Intrnl | | $111.89 | ($111.89) |
| **Total Operation** | | | **$361.89** | **($361.89)** |
| **Net Contribution (use) of Unallocated General: 251838** | | | **$21,290.47** | **($21,290.47)** |

Report Package: Operating Ledger
report created by: Cats

Dec 4, 2007 3:42:57 PM

# BUDGET REPORT

Organization: 251839
McIlvenna Noeleen

Report Name: Budget Report by Account

Fiscal Year: 2007-08

| ACCOUNT | ACCOUNT_DESC | Revenue Dollars | Expense Dollars | Net Contribution |
|---|---|---|---|---|
| 614000 | Faculty-Budget Pool | | $15,134.20 | ($15,134.20) |
| **Total Personnel Services** | | | **$15,134.20** | **($15,134.20)** |
| 623100 | Staff Benefits-Faculty | | $3,874.35 | ($3,874.35) |
| **Total Benefits** | | | **$3,874.35** | **($3,874.35)** |
| 740000 | Budget Pool-Travel | | $250.00 | ($250.00) |
| **Total Operation** | | | **$250.00** | **($250.00)** |
| **Net Contribution (use) of Unallocated General: 251839** | | | **$19,258.55** | **($19,258.55)** |

Report Package: Operating Ledger
report created by: Cats

Dec 4, 2007 3:42:57 PM

# BUDGET REPORT

Organization: 251840
Herick David

Report Name: Budget Report by Account

Fiscal Year: 2007-08

| ACCOUNT | ACCOUNT_DESC | Revenue Dollars | Expense Dollars | Net Contribution |
|---|---|---|---|---|
| 614000 | Faculty-Budget Pool | | $38,295.00 | ($38,295.00) |
| **Total Personnel Services** | | | **$38,295.00** | **($38,295.00)** |
| 623100 | Staff Benefits-Faculty | | $9,803.52 | ($9,803.52) |
| **Total Benefits** | | | **$9,803.52** | **($9,803.52)** |
| 740000 | Budget Pool-Travel | | $500.00 | ($500.00) |
| 750000 | Budget Pool-Info & Communications | | $600.00 | ($600.00) |
| 774100 | Data Processing Equipmnt Use-Intrnl | | $339.05 | ($339.05) |
| **Total Operation** | | | **$1,439.05** | **($1,439.05)** |
| **Net Contribution (use) of Unallocated General: 251840** | | | **$49,537.57** | **($49,537.57)** |

Report Package: Operating Ledger
report created by: Cats

Dec 4, 2007 3:42:57 PM

# BUDGET REPORT

Organization: 251841
Kramer Tracey

Report Name: Budget Report by Account

Fiscal Year: 2007-08

| ACCOUNT | ACCOUNT_DESC | Revenue Dollars | Expense Dollars | Net Contribution |
|---|---|---|---|---|
| 614000 | Faculty-Budget Pool | | $41,091.85 | ($41,091.85) |
| **Total Personnel Services** | | | **$41,091.85** | **($41,091.85)** |
| 623100 | Staff Benefits-Faculty | | $10,519.51 | ($10,519.51) |
| **Total Benefits** | | | **$10,519.51** | **($10,519.51)** |
| 740000 | Budget Pool-Travel | | $500.00 | ($500.00) |
| 750000 | Budget Pool-Info & Communications | | $600.00 | ($600.00) |
| 774100 | Data Processing Equipmnt Use-Intrnl | | $339.05 | ($339.05) |
| **Total Operation** | | | **$1,439.05** | **($1,439.05)** |
| **Net Contribution (use) of Unallocated General: 251841** | | | **$53,050.41** | **($53,050.41)** |

Report Package: Operating Ledger
report created by: Cats

Dec 4, 2007 3:42:57 PM

# BUDGET REPORT

Organization: 251842
Lamping Sally

Report Name: Budget Report by Account

Fiscal Year: 2007-08

| ACCOUNT | ACCOUNT_DESC | Revenue Dollars | Expense Dollars | Net Contribution |
|---|---|---|---|---|
| 614000 | Faculty-Budget Pool | | $16,289.50 | ($16,289.50) |
| **Total Personnel Services** | | | **$16,289.50** | **($16,289.50)** |
| 623100 | Staff Benefits-Faculty | | $4,170.11 | ($4,170.11) |
| **Total Benefits** | | | **$4,170.11** | **($4,170.11)** |
| 740000 | Budget Pool-Travel | | $250.00 | ($250.00) |
| 774100 | Data Processing Equipmnt Use-Intrnl | | $111.89 | ($111.89) |
| **Total Operation** | | | **$361.89** | **($361.89)** |
| **Net Contribution (use) of Unallocated General: 251842** | | | **$20,821.50** | **($20,821.50)** |

Report Package: Operating Ledger
report created by: Cats

Dec 4, 2007 3:42:57 PM

# BUDGET REPORT

Organization: 251843
Harkness Karen

Report Name: Budget Report by Account

Fiscal Year: 2007-08

| ACCOUNT | ACCOUNT_DESC | Revenue Dollars | Expense Dollars | Net Contribution |
|---|---|---|---|---|
| 614000 | Faculty-Budget Pool | | $49,648.00 | ($49,648.00) |
| **Total Personnel Services** | | | **$49,648.00** | **($49,648.00)** |
| 623100 | Staff Benefits-Faculty | | $12,709.89 | ($12,709.89) |
| **Total Benefits** | | | **$12,709.89** | **($12,709.89)** |
| 740000 | Budget Pool-Travel | | $500.00 | ($500.00) |
| 750000 | Budget Pool-Info & Communications | | $600.00 | ($600.00) |
| 774100 | Data Processing Equipmnt Use-Intrnl | | $339.05 | ($339.05) |
| **Total Operation** | | | **$1,439.05** | **($1,439.05)** |
| **Net Contribution (use) of Unallocated General: 251843** | | | **$63,796.94** | **($63,796.94)** |

Report Package: Operating Ledger
report created by: Cats

Dec 4, 2007 3:42:57 PM

# BUDGET REPORT

Organization: 251844
Dona Elfe

Report Name: Budget Report by Account

Fiscal Year: 2007-08

| ACCOUNT | ACCOUNT_DESC | Revenue Dollars | Expense Dollars | Net Contribution |
|---|---|---|---|---|
| 614000 | Faculty-Budget Pool | | $14,998.50 | ($14,998.50) |
| **Total Personnel Services** | | | **$14,998.50** | **($14,998.50)** |
| 623100 | Staff Benefits-Faculty | | $3,839.62 | ($3,839.62) |
| **Total Benefits** | | | **$3,839.62** | **($3,839.62)** |
| 740000 | Budget Pool-Travel | | $250.00 | ($250.00) |
| 774100 | Data Processing Equipmnt Use-Intrnl | | $111.89 | ($111.89) |
| **Total Operation** | | | **$361.89** | **($361.89)** |
| **Net Contribution (use) of Unallocated General: 251844** | | | **$19,200.01** | **($19,200.01)** |

Report Package: Operating Ledger
report created by: Cats

Dec 4, 2007 3:42:57 PM

# BUDGET REPORT

Organization: 251845
Scott Gail

Report Name: Budget Report by Account

Fiscal Year: 2007-08

| ACCOUNT | ACCOUNT_DESC | Revenue Dollars | Expense Dollars | Net Contribution |
|---|---|---|---|---|
| 614000 | Faculty-Budget Pool | | $283.93 | ($283.93) |
| **Total Personnel Services** | | | **$283.93** | **($283.93)** |
| 623100 | Staff Benefits-Faculty | | $72.69 | ($72.69) |
| **Total Benefits** | | | **$72.69** | **($72.69)** |
| 740000 | Budget Pool-Travel | | $500.00 | ($500.00) |
| 750000 | Budget Pool-Info & Communications | | $600.00 | ($600.00) |
| 774100 | Data Processing Equipmnt Use-Intrnl | | $57.64 | ($57.64) |
| **Total Operation** | | | **$1,157.64** | **($1,157.64)** |
| **Net Contribution (use) of Unallocated General: 251845** | | | **$1,514.26** | **($1,514.26)** |

Report Package: Operating Ledger
report created by: Cats

Dec 4, 2007 3:42:57 PM

# BUDGET REPORT

Organization: 251846

Teed Rebecca

Report Name: Budget Report by Account

Fiscal Year: 2007-08

| ACCOUNT | ACCOUNT_DESC | Revenue Dollars | Expense Dollars | Net Contribution |
|---|---|---|---|---|
| 614000 | Faculty-Budget Pool | | $8,500.00 | ($8,500.00) |
| **Total Personnel Services** | | | **$8,500.00** | **($8,500.00)** |
| 623100 | Staff Benefits-Faculty | | $2,176.00 | ($2,176.00) |
| **Total Benefits** | | | **$2,176.00** | **($2,176.00)** |
| 740000 | Budget Pool-Travel | | $250.00 | ($250.00) |
| **Total Operation** | | | **$250.00** | **($250.00)** |
| **Net Contribution (use) of Unallocated General: 251846** | | | **$10,926.00** | **($10,926.00)** |

Report Package: Operating Ledger

report created by: Cats

Dec 4, 2007 3:42:57 PM

# BUDGET REPORT

Organization: 251847
Boester Timothy

Report Name: Budget Report by Account

Fiscal Year: 2007-08

| ACCOUNT | ACCOUNT_DESC | Revenue Dollars | Expense Dollars | Net Contribution |
|---|---|---|---|---|
| 614000 | Faculty-Budget Pool | | $510.00 | ($510.00) |
| Total Personnel Services | | | **$510.00** | **($510.00)** |
| 623100 | Staff Benefits-Faculty | | $130.56 | ($130.56) |
| Total Benefits | | | **$130.56** | **($130.56)** |
| Net Contribution (use) of Unallocated General: 251847 | | | **$640.56** | **($640.56)** |

Report Package: Operating Ledger
report created by: Cats

Dec 4, 2007 3:42:57 PM

# BUDGET DETAIL

# H. Provost (cont'd)

## College of Science & Mathematics

# BUDGET REPORT

Organization: COSM
College of Science & Mathematics

Report Name: Budget Report by Account

Fiscal Year: 2007-08

| ACCOUNT | ACCOUNT_DESC | Revenue Dollars | Expense Dollars | Net Contribution |
|---|---|---|---|---|
| 502200 | Laboratory Fees | $249,394.00 | | $249,394.00 |
| 505250 | Departmental Sales & Service | $15,900.00 | | $15,900.00 |
| **Total Revenue** | | **$265,294.00** | | **$265,294.00** |
| 611100 | Unclassified-Contract | | $1,275,111.60 | ($1,275,111.60) |
| 611109 | Unclassified-Vacancy Credit BgtPool | | $83,608.00 | ($83,608.00) |
| 611500 | Graduate Assistants | | $56,279.60 | ($56,279.60) |
| 611510 | Graduate Assistants-Summer | | $2,950.41 | ($2,950.41) |
| 611800 | Graduate Research Assistants | | $716,678.89 | ($716,678.89) |
| 611810 | Graduate Research Assistants-Summer | | $221,439.48 | ($221,439.48) |
| 612000 | Classified-Budget Pool | | $793,279.04 | ($793,279.04) |
| 612200 | NonExempt Unclassified Hourly | | $73,856.83 | ($73,856.83) |
| 614000 | Faculty-Budget Pool | | $11,308,180.25 | ($11,308,180.25) |
| 614109 | Faculty-Vacancy Credit Budget Pool | | $59,678.00 | ($59,678.00) |
| 614300 | Faculty-Teaching/Svc Merit Award | | $1,272.00 | ($1,272.00) |
| 615000 | Faculty-Other Budget Pool | | $145,659.00 | ($145,659.00) |
| 615300 | Faculty-Summer | | $1,063,925.00 | ($1,063,925.00) |
| 615400 | Graduate Teaching Assistants | | $1,084,716.77 | ($1,084,716.77) |
| 615410 | Graduate Teaching Assistants-Summer | | $17,586.07 | ($17,586.07) |
| 616000 | Student Wages-Budget Pool | | $175,244.00 | ($175,244.00) |
| **Total Personnel Services** | | | **$17,079,464.94** | **($17,079,464.94)** |
| 621100 | Staff Benefits-Unclassified | | $512,273.88 | ($512,273.88) |
| 622100 | Staff Benefits-Classified/Exmt Hrly | | $374,943.90 | ($374,943.90) |
| 623100 | Staff Benefits-Faculty | | $2,894,894.12 | ($2,894,894.12) |
| 623200 | Staff Benefits-Faculty Part Time | | $159,665.10 | ($159,665.10) |
| **Total Benefits** | | | **$3,941,777.00** | **($3,941,777.00)** |
| 717000 | Budget Pool-Contracted Services | | $160,226.28 | ($160,226.28) |
| 717030 | Cost Recovery-Contracted Services | | ($10,000.00) | $10,000.00 |
| 730000 | Budget Pool-Supplies | | $689,189.00 | ($689,189.00) |
| 737930 | Cost Recovery-Supplies | | ($31,000.00) | $31,000.00 |
| 740000 | Budget Pool-Travel | | $157,701.00 | ($157,701.00) |
| 750000 | Budget Pool-Info & Communications | | $277,796.00 | ($277,796.00) |
| 760000 | Budget Pool-Maintenance & Repair | | $116,237.00 | ($116,237.00) |
| 767930 | Cost Recovery-Maintenance & Repair | | ($54,000.00) | $54,000.00 |

Report Package: Operating Ledger
report created by: Cats

Dec 4, 2007 3:36:33 PM

# BUDGET REPORT

Organization: COSM
College of Science & Mathematics

Report Name: Budget Report by Account

Fiscal Year: 2007-08

| ACCOUNT | ACCOUNT_DESC | Revenue Dollars | Expense Dollars | Net Contribution |
|---|---|---|---|---|
| 770100 | Insurance | | $6,000.00 | ($6,000.00) |
| 773400 | Waivers-GA Academic In State | | $53,652.56 | ($53,652.56) |
| 773420 | Waivers-GA Summer In State | | $30,646.72 | ($30,646.72) |
| 773440 | Waivers-GTA Academic In State | | $719,702.88 | ($719,702.88) |
| 773460 | Waivers-GTA Summer In State | | $411,102.64 | ($411,102.64) |
| 773480 | Waivers-GRA Academic In State | | $439,214.34 | ($439,214.34) |
| 773500 | Waivers-GRA Summer In State | | $250,885.76 | ($250,885.76) |
| 774100 | Data Processing Equipmnt Use-Intrnl | | $819,054.05 | ($819,054.05) |
| 775000 | Budget Pool-Equipment Rental Charge | | $900.00 | ($900.00) |
| 777000 | Budget Pool-Other Miscellaneous | | $134,150.00 | ($134,150.00) |
| 777030 | Budget Pool-Balance Carryover Exp | | $0.00 | $0.00 |
| 777850 | Unrestricted Balance | | $2,440.13 | ($2,440.13) |
| 794000 | Budget Pool-Capital Equipment | | $3,654.00 | ($3,654.00) |
| **Total Operation** | | | **$4,177,552.36** | **($4,177,552.36)** |
| 879300 | Plant O&M Cost Allocatn E&G-Debit | | $26,163.55 | ($26,163.55) |
| 879880 | Earning Support/Trsf-Debit | | $512,776.83 | ($512,776.83) |
| 879890 | Earning Support/Trsf-Credit | | ($512,836.20) | $512,836.20 |
| **Total Transfers** | | | **$26,104.18** | **($26,104.18)** |
| **Net Contribution (use) of Unallocated General: COSM** | | **$265,294.00** | **$25,224,898.48** | **($24,959,604.48)** |

Report Package: Operating Ledger
report created by: Cats

Dec 4, 2007 3:36:33 PM

# BUDGET REPORT

Organization: ANT55

Report Name: Budget Report by Account

NeuroScience Cell Bio Physio-COSM

Fiscal Year: 2007-08

| ACCOUNT | ACCOUNT_DESC | Revenue Dollars | Expense Dollars | Net Contribution |
|---|---|---|---|---|
| 612000 | Classified-Budget Pool | | $56,087.32 | ($56,087.32) |
| 614000 | Faculty-Budget Pool | | $811,804.14 | ($811,804.14) |
| 614109 | Faculty-Vacancy Credit Budget Pool | | $18,090.00 | ($18,090.00) |
| 615300 | Faculty-Summer | | $8,035.00 | ($8,035.00) |
| 615400 | Graduate Teaching Assistants | | $66,428.71 | ($66,428.71) |
| 615410 | Graduate Teaching Assistants-Summer | | $17,156.74 | ($17,156.74) |
| 616000 | Student Wages-Budget Pool | | $3,836.00 | ($3,836.00) |
| **Total Personnel Services** | | | **$981,437.91** | **($981,437.91)** |
| 622100 | Staff Benefits-Classified/Exmt Hrly | | $26,080.61 | ($26,080.61) |
| 623100 | Staff Benefits-Faculty | | $207,821.86 | ($207,821.86) |
| 623200 | Staff Benefits-Faculty Part Time | | $1,060.62 | ($1,060.62) |
| **Total Benefits** | | | **$234,963.09** | **($234,963.09)** |
| 717000 | Budget Pool-Contracted Services | | $4,200.00 | ($4,200.00) |
| 730000 | Budget Pool-Supplies | | $24,340.00 | ($24,340.00) |
| 740000 | Budget Pool-Travel | | $5,300.00 | ($5,300.00) |
| 750000 | Budget Pool-Info & Communications | | $15,539.00 | ($15,539.00) |
| 760000 | Budget Pool-Maintenance & Repair | | $6,000.00 | ($6,000.00) |
| 773440 | Waivers-GTA Academic In State | | $44,710.64 | ($44,710.64) |
| 773460 | Waivers-GTA Summer In State | | $25,539.28 | ($25,539.28) |
| 774100 | Data Processing Equipmnt Use-Intrnl | | $11,303.86 | ($11,303.86) |
| 777000 | Budget Pool-Other Miscellaneous | | $950.00 | ($950.00) |
| **Total Operation** | | | **$137,882.78** | **($137,882.78)** |
| **Net Contribution (use) of Unallocated General: ANT55** | | | **$1,354,283.78** | **($1,354,283.78)** |

Report Package: Operating Ledger

report created by: Cats

Dec 4, 2007 3:39:05 PM

# BUDGET REPORT

Organization: ANT555

Report Name: Budget Report by Account

NeuroScience Cell Bio Physio-COSM

Fiscal Year: 2007-08

| ACCOUNT | ACCOUNT_DESC | Revenue Dollars | Expense Dollars | Net Contribution |
|---|---|---|---|---|
| 612000 | Classified-Budget Pool | | $56,087.32 | ($56,087.32) |
| 614000 | Faculty-Budget Pool | | $811,804.14 | ($811,804.14) |
| 614109 | Faculty-Vacancy Credit Budget Pool | | $18,090.00 | ($18,090.00) |
| 615300 | Faculty-Summer | | $8,035.00 | ($8,035.00) |
| 615400 | Graduate Teaching Assistants | | $66,428.71 | ($66,428.71) |
| 615410 | Graduate Teaching Assistants-Summer | | $17,156.74 | ($17,156.74) |
| 616000 | Student Wages-Budget Pool | | $3,836.00 | ($3,836.00) |
| **Total Personnel Services** | | | **$981,437.91** | **($981,437.91)** |
| 622100 | Staff Benefits-Classified/Exmt Hrly | | $26,080.61 | ($26,080.61) |
| 623100 | Staff Benefits-Faculty | | $207,821.86 | ($207,821.86) |
| 623200 | Staff Benefits-Faculty Part Time | | $1,060.62 | ($1,060.62) |
| **Total Benefits** | | | **$234,963.09** | **($234,963.09)** |
| 717000 | Budget Pool-Contracted Services | | $4,200.00 | ($4,200.00) |
| 730000 | Budget Pool-Supplies | | $24,340.00 | ($24,340.00) |
| 740000 | Budget Pool-Travel | | $5,300.00 | ($5,300.00) |
| 750000 | Budget Pool-Info & Communications | | $15,539.00 | ($15,539.00) |
| 760000 | Budget Pool-Maintenance & Repair | | $6,000.00 | ($6,000.00) |
| 773440 | Waivers-GTA Academic In State | | $44,710.64 | ($44,710.64) |
| 773460 | Waivers-GTA Summer In State | | $25,539.28 | ($25,539.28) |
| 774100 | Data Processing Equipmnt Use-Intrnl | | $11,303.86 | ($11,303.86) |
| 777000 | Budget Pool-Other Miscellaneous | | $950.00 | ($950.00) |
| **Total Operation** | | | **$137,882.78** | **($137,882.78)** |
| **Net Contribution (use) of Unallocated General: ANT555** | | | **$1,354,283.78** | **($1,354,283.78)** |

Report Package: Operating Ledger

report created by: Cats

Dec 4, 2007 3:40:50 PM

# BUDGET REPORT

Organization: 262702

Report Name: Budget Report by Account

Su/Adj Fac & GA/GTA-Neuro CB Phy

Fiscal Year: 2007-08

| ACCOUNT | ACCOUNT_DESC | Revenue Dollars | Expense Dollars | Net Contribution |
|---|---|---|---|---|
| 615300 | Faculty-Summer | | $8,035.00 | ($8,035.00) |
| 615400 | Graduate Teaching Assistants | | $66,428.71 | ($66,428.71) |
| 615410 | Graduate Teaching Assistants-Summer | | $17,156.74 | ($17,156.74) |
| **Total Personnel Services** | | | **$91,620.45** | **($91,620.45)** |
| 623200 | Staff Benefits-Faculty Part Time | | $1,060.62 | ($1,060.62) |
| **Total Benefits** | | | **$1,060.62** | **($1,060.62)** |
| 773440 | Waivers-GTA Academic In State | | $44,710.64 | ($44,710.64) |
| 773460 | Waivers-GTA Summer In State | | $25,539.28 | ($25,539.28) |
| **Total Operation** | | | **$70,249.92** | **($70,249.92)** |
| **Net Contribution (use) of Unallocated General: 262702** | | | **$162,930.99** | **($162,930.99)** |

Report Package: Operating Ledger

report created by: Cats

Dec 4, 2007 3:42:57 PM

# BUDGET REPORT

Organization: 262703

Report Name: Budget Report by Account

NeuroScience Cell Bio Physiology

Fiscal Year: 2007-08

| ACCOUNT | ACCOUNT_DESC | Revenue Dollars | Expense Dollars | Net Contribution |
|---|---|---|---|---|
| 612000 | Classified-Budget Pool | | $56,087.32 | ($56,087.32) |
| 614000 | Faculty-Budget Pool | | $811,804.14 | ($811,804.14) |
| 614109 | Faculty-Vacancy Credit Budget Pool | | $18,090.00 | ($18,090.00) |
| 616000 | Student Wages-Budget Pool | | $3,836.00 | ($3,836.00) |
| **Total Personnel Services** | | | **$889,817.46** | **($889,817.46)** |
| 622100 | Staff Benefits-Classified/Exmt Hrly | | $26,080.61 | ($26,080.61) |
| 623100 | Staff Benefits-Faculty | | $207,821.86 | ($207,821.86) |
| **Total Benefits** | | | **$233,902.47** | **($233,902.47)** |
| 717000 | Budget Pool-Contracted Services | | $4,200.00 | ($4,200.00) |
| 730000 | Budget Pool-Supplies | | $24,340.00 | ($24,340.00) |
| 740000 | Budget Pool-Travel | | $5,300.00 | ($5,300.00) |
| 750000 | Budget Pool-Info & Communications | | $15,539.00 | ($15,539.00) |
| 760000 | Budget Pool-Maintenance & Repair | | $6,000.00 | ($6,000.00) |
| 774100 | Data Processing Equipmnt Use-Intrnl | | $11,303.86 | ($11,303.86) |
| 777000 | Budget Pool-Other Miscellaneous | | $950.00 | ($950.00) |
| **Total Operation** | | | **$67,632.86** | **($67,632.86)** |
| **Net Contribution (use) of Unallocated General: 262703** | | | **$1,191,352.79** | **($1,191,352.79)** |

Report Package: Operating Ledger

report created by: Cats

Dec 4, 2007 3:42:57 PM

# BUDGET REPORT

Organization: BCM55

Report Name: Budget Report by Account

Biomedical Science PhD Program-COSM

Fiscal Year: 2007-08

| ACCOUNT | ACCOUNT_DESC | Revenue Dollars | Expense Dollars | Net Contribution |
|---|---|---|---|---|
| 611800 | Graduate Research Assistants | | $508,552.19 | ($508,552.19) |
| 611810 | Graduate Research Assistants-Summer | | $155,692.08 | ($155,692.08) |
| 612000 | Classified-Budget Pool | | $19,956.29 | ($19,956.29) |
| 614000 | Faculty-Budget Pool | | $193,734.41 | ($193,734.41) |
| 615300 | Faculty-Summer | | $3,700.00 | ($3,700.00) |
| **Total Personnel Services** | | | **$881,634.97** | **($881,634.97)** |
| 622100 | Staff Benefits-Classified/Exmt Hrly | | $9,279.68 | ($9,279.68) |
| 623100 | Staff Benefits-Faculty | | $49,596.01 | ($49,596.01) |
| 623200 | Staff Benefits-Faculty Part Time | | $488.40 | ($488.40) |
| **Total Benefits** | | | **$59,364.09** | **($59,364.09)** |
| 717000 | Budget Pool-Contracted Services | | $2,410.00 | ($2,410.00) |
| 730000 | Budget Pool-Supplies | | $10,189.00 | ($10,189.00) |
| 740000 | Budget Pool-Travel | | $10,700.00 | ($10,700.00) |
| 750000 | Budget Pool-Info & Communications | | $7,675.00 | ($7,675.00) |
| 773480 | Waivers-GRA Academic In State | | $304,843.76 | ($304,843.76) |
| 773500 | Waivers-GRA Summer In State | | $174,131.36 | ($174,131.36) |
| 774100 | Data Processing Equipmnt Use-Intrnl | | $14,958.79 | ($14,958.79) |
| 777000 | Budget Pool-Other Miscellaneous | | $500.00 | ($500.00) |
| **Total Operation** | | | **$525,407.91** | **($525,407.91)** |
| **Net Contribution (use) of Unallocated General: BCM55** | | | **$1,466,406.97** | **($1,466,406.97)** |

Report Package: Operating Ledger

report created by: Cats

Dec 4, 2007 3:39:05 PM

# BUDGET REPORT

Organization: BCM555

Report Name: Budget Report by Account

Biomedical Science PhD Program-COSM

Fiscal Year: 2007-08

| ACCOUNT | ACCOUNT_DESC | Revenue Dollars | Expense Dollars | Net Contribution |
|---|---|---|---|---|
| 611800 | Graduate Research Assistants | | $508,552.19 | ($508,552.19) |
| 611810 | Graduate Research Assistants-Summer | | $155,692.08 | ($155,692.08) |
| 612000 | Classified-Budget Pool | | $19,956.29 | ($19,956.29) |
| 614000 | Faculty-Budget Pool | | $193,734.41 | ($193,734.41) |
| 615300 | Faculty-Summer | | $3,700.00 | ($3,700.00) |
| **Total Personnel Services** | | | **$881,634.97** | **($881,634.97)** |
| 622100 | Staff Benefits-Classified/Exmt Hrly | | $9,279.68 | ($9,279.68) |
| 623100 | Staff Benefits-Faculty | | $49,596.01 | ($49,596.01) |
| 623200 | Staff Benefits-Faculty Part Time | | $488.40 | ($488.40) |
| **Total Benefits** | | | **$59,364.09** | **($59,364.09)** |
| 717000 | Budget Pool-Contracted Services | | $2,410.00 | ($2,410.00) |
| 730000 | Budget Pool-Supplies | | $10,189.00 | ($10,189.00) |
| 740000 | Budget Pool-Travel | | $10,700.00 | ($10,700.00) |
| 750000 | Budget Pool-Info & Communications | | $7,675.00 | ($7,675.00) |
| 773480 | Waivers-GRA Academic In State | | $304,843.76 | ($304,843.76) |
| 773500 | Waivers-GRA Summer In State | | $174,131.36 | ($174,131.36) |
| 774100 | Data Processing Equipmnt Use-Intrnl | | $14,958.79 | ($14,958.79) |
| 777000 | Budget Pool-Other Miscellaneous | | $500.00 | ($500.00) |
| **Total Operation** | | | **$525,407.91** | **($525,407.91)** |
| **Net Contribution (use) of Unallocated General: BCM555** | | | **$1,466,406.97** | **($1,466,406.97)** |

Report Package: Operating Ledger

report created by: Cats

Dec 4, 2007 3:40:50 PM

# BUDGET REPORT

Organization: 261700

Report Name: Budget Report by Account

Biomedical Science PhD Program-COSM

Fiscal Year: 2007-08

| ACCOUNT | ACCOUNT_DESC | Revenue Dollars | Expense Dollars | Net Contribution |
|---|---|---|---|---|
| 612000 | Classified-Budget Pool | | $19,956.29 | ($19,956.29) |
| 614000 | Faculty-Budget Pool | | $193,734.41 | ($193,734.41) |
| 615300 | Faculty-Summer | | $3,700.00 | ($3,700.00) |
| **Total Personnel Services** | | | **$217,390.70** | **($217,390.70)** |
| 622100 | Staff Benefits-Classified/Exmt Hrly | | $9,279.68 | ($9,279.68) |
| 623100 | Staff Benefits-Faculty | | $49,596.01 | ($49,596.01) |
| 623200 | Staff Benefits-Faculty Part Time | | $488.40 | ($488.40) |
| **Total Benefits** | | | **$59,364.09** | **($59,364.09)** |
| 717000 | Budget Pool-Contracted Services | | $2,410.00 | ($2,410.00) |
| 730000 | Budget Pool-Supplies | | $10,189.00 | ($10,189.00) |
| 740000 | Budget Pool-Travel | | $10,700.00 | ($10,700.00) |
| 750000 | Budget Pool-Info & Communications | | $7,675.00 | ($7,675.00) |
| 774100 | Data Processing Equipmnt Use-Intrnl | | $14,958.79 | ($14,958.79) |
| 777000 | Budget Pool-Other Miscellaneous | | $500.00 | ($500.00) |
| **Total Operation** | | | **$46,432.79** | **($46,432.79)** |
| **Net Contribution (use) of Unallocated General: 261700** | | | **$323,187.58** | **($323,187.58)** |

Report Package: Operating Ledger

report created by: Cats

Dec 4, 2007 3:42:57 PM

# BUDGET REPORT

Organization: 261703

Biomedical Science PhD Fellowships

Report Name: Budget Report by Account

Fiscal Year: 2007-08

| ACCOUNT | ACCOUNT_DESC | Revenue Dollars | Expense Dollars | Net Contribution |
|---|---|---|---|---|
| 611800 | Graduate Research Assistants | | $508,552.19 | ($508,552.19) |
| 611810 | Graduate Research Assistants-Summer | | $155,692.08 | ($155,692.08) |
| Total Personnel Services | | | **$664,244.27** | **($664,244.27)** |
| 773480 | Waivers-GRA Academic In State | | $304,843.76 | ($304,843.76) |
| 773500 | Waivers-GRA Summer In State | | $174,131.36 | ($174,131.36) |
| Total Operation | | | **$478,975.12** | **($478,975.12)** |
| Net Contribution (use) of Unallocated General: 261703 | | | **$1,143,219.39** | **($1,143,219.39)** |

Report Package: Operating Ledger

report created by: Cats

Dec 4, 2007 3:42:57 PM

# BUDGET REPORT

Organization: BIO55
Biological Sciences

Report Name: Budget Report by Account

Fiscal Year: 2007-08

| ACCOUNT | ACCOUNT_DESC | Revenue Dollars | Expense Dollars | Net Contribution |
|---|---|---|---|---|
| 502200 | Laboratory Fees | $66,000.00 | | $66,000.00 |
| **Total Revenue** | | **$66,000.00** | | **$66,000.00** |
| 611100 | Unclassified-Contract | | $118,668.14 | ($118,668.14) |
| 612000 | Classified-Budget Pool | | $96,644.24 | ($96,644.24) |
| 614000 | Faculty-Budget Pool | | $1,751,555.79 | ($1,751,555.79) |
| 615000 | Faculty-Other Budget Pool | | $15,069.00 | ($15,069.00) |
| 615300 | Faculty-Summer | | $137,000.00 | ($137,000.00) |
| 615400 | Graduate Teaching Assistants | | $212,182.51 | ($212,182.51) |
| 616000 | Student Wages-Budget Pool | | $22,072.00 | ($22,072.00) |
| **Total Personnel Services** | | | **$2,353,191.68** | **($2,353,191.68)** |
| 621100 | Staff Benefits-Unclassified | | $45,907.71 | ($45,907.71) |
| 622100 | Staff Benefits-Classified/Exmt Hrly | | $44,939.57 | ($44,939.57) |
| 623100 | Staff Benefits-Faculty | | $448,398.28 | ($448,398.28) |
| 623200 | Staff Benefits-Faculty Part Time | | $20,073.11 | ($20,073.11) |
| **Total Benefits** | | | **$559,318.67** | **($559,318.67)** |
| 717000 | Budget Pool-Contracted Services | | $850.00 | ($850.00) |
| 730000 | Budget Pool-Supplies | | $163,433.00 | ($163,433.00) |
| 740000 | Budget Pool-Travel | | $12,280.00 | ($12,280.00) |
| 750000 | Budget Pool-Info & Communications | | $29,845.00 | ($29,845.00) |
| 760000 | Budget Pool-Maintenance & Repair | | $22,302.00 | ($22,302.00) |
| 773440 | Waivers-GTA Academic In State | | $131,693.12 | ($131,693.12) |
| 773460 | Waivers-GTA Summer In State | | $75,224.24 | ($75,224.24) |
| 774100 | Data Processing Equipmnt Use-Intrnl | | $237,689.56 | ($237,689.56) |
| 777000 | Budget Pool-Other Miscellaneous | | $7,700.00 | ($7,700.00) |
| **Total Operation** | | | **$681,016.92** | **($681,016.92)** |
| **Net Contribution (use) of Unallocated General: BIO55** | | **$66,000.00** | **$3,593,527.27** | **($3,527,527.27)** |

Report Package: Operating Ledger
report created by: Cats

Dec 4, 2007 3:39:05 PM

# BUDGET REPORT

Organization: BIO551
Biological Sciences Admin

Report Name: Budget Report by Account

Fiscal Year: 2007-08

| ACCOUNT | ACCOUNT_DESC | Revenue Dollars | Expense Dollars | Net Contribution |
|---|---|---|---|---|
| 502200 | Laboratory Fees | $66,000.00 | | $66,000.00 |
| **Total Revenue** | | **$66,000.00** | | **$66,000.00** |
| 611100 | Unclassified-Contract | | $96,964.84 | ($96,964.84) |
| 612000 | Classified-Budget Pool | | $96,644.24 | ($96,644.24) |
| 614000 | Faculty-Budget Pool | | $1,751,555.79 | ($1,751,555.79) |
| 615000 | Faculty-Other Budget Pool | | $15,069.00 | ($15,069.00) |
| 615300 | Faculty-Summer | | $137,000.00 | ($137,000.00) |
| 615400 | Graduate Teaching Assistants | | $212,182.51 | ($212,182.51) |
| 616000 | Student Wages-Budget Pool | | $22,072.00 | ($22,072.00) |
| **Total Personnel Services** | | | **$2,331,488.38** | **($2,331,488.38)** |
| 621100 | Staff Benefits-Unclassified | | $37,234.53 | ($37,234.53) |
| 622100 | Staff Benefits-Classified/Exmt Hrly | | $44,939.57 | ($44,939.57) |
| 623100 | Staff Benefits-Faculty | | $448,398.28 | ($448,398.28) |
| 623200 | Staff Benefits-Faculty Part Time | | $20,073.11 | ($20,073.11) |
| **Total Benefits** | | | **$550,645.49** | **($550,645.49)** |
| 717000 | Budget Pool-Contracted Services | | $850.00 | ($850.00) |
| 730000 | Budget Pool-Supplies | | $163,433.00 | ($163,433.00) |
| 740000 | Budget Pool-Travel | | $12,280.00 | ($12,280.00) |
| 750000 | Budget Pool-Info & Communications | | $29,845.00 | ($29,845.00) |
| 760000 | Budget Pool-Maintenance & Repair | | $22,302.00 | ($22,302.00) |
| 773440 | Waivers-GTA Academic In State | | $131,693.12 | ($131,693.12) |
| 773460 | Waivers-GTA Summer In State | | $75,224.24 | ($75,224.24) |
| 774100 | Data Processing Equipmnt Use-Intrnl | | $237,214.89 | ($237,214.89) |
| 777000 | Budget Pool-Other Miscellaneous | | $4,700.00 | ($4,700.00) |
| **Total Operation** | | | **$677,542.25** | **($677,542.25)** |
| **Net Contribution (use) of Unallocated General: BIO551** | | **$66,000.00** | **$3,559,676.12** | **($3,493,676.12)** |

Report Package: Operating Ledger
report created by: Cats

Dec 4, 2007 3:40:50 PM

# BUDGET REPORT

Organization: 262100
Biological Sciences

Report Name: Budget Report by Account

Fiscal Year: 2007-08

| ACCOUNT | ACCOUNT_DESC | Revenue Dollars | Expense Dollars | Net Contribution |
|---|---|---|---|---|
| 611100 | Unclassified-Contract | | $96,964.84 | ($96,964.84) |
| 612000 | Classified-Budget Pool | | $96,644.24 | ($96,644.24) |
| 614000 | Faculty-Budget Pool | | $1,751,555.79 | ($1,751,555.79) |
| 616000 | Student Wages-Budget Pool | | $22,072.00 | ($22,072.00) |
| **Total Personnel Services** | | | **$1,967,236.87** | **($1,967,236.87)** |
| 621100 | Staff Benefits-Unclassified | | $37,234.53 | ($37,234.53) |
| 622100 | Staff Benefits-Classified/Exmt Hrly | | $44,939.57 | ($44,939.57) |
| 623100 | Staff Benefits-Faculty | | $448,398.28 | ($448,398.28) |
| **Total Benefits** | | | **$530,572.38** | **($530,572.38)** |
| 717000 | Budget Pool-Contracted Services | | $850.00 | ($850.00) |
| 730000 | Budget Pool-Supplies | | $94,433.00 | ($94,433.00) |
| 740000 | Budget Pool-Travel | | $12,280.00 | ($12,280.00) |
| 750000 | Budget Pool-Info & Communications | | $29,845.00 | ($29,845.00) |
| 760000 | Budget Pool-Maintenance & Repair | | $22,302.00 | ($22,302.00) |
| 774100 | Data Processing Equipmnt Use-Intrnl | | $236,896.18 | ($236,896.18) |
| **Total Operation** | | | **$396,606.18** | **($396,606.18)** |
| **Net Contribution (use) of Unallocated General: 262100** | | | **$2,894,415.43** | **($2,894,415.43)** |

Report Package: Operating Ledger
report created by: Cats

Dec 4, 2007 3:42:57 PM

# BUDGET REPORT

Organization: 262102
Su/Adj Fac & GA/GTA-Biological Sci

Report Name: Budget Report by Account

Fiscal Year: 2007-08

| ACCOUNT | ACCOUNT_DESC | Revenue Dollars | Expense Dollars | Net Contribution |
|---|---|---|---|---|
| 615000 | Faculty-Other Budget Pool | | $15,069.00 | ($15,069.00) |
| 615300 | Faculty-Summer | | $137,000.00 | ($137,000.00) |
| 615400 | Graduate Teaching Assistants | | $198,897.43 | ($198,897.43) |
| **Total Personnel Services** | | | **$350,966.43** | **($350,966.43)** |
| 623200 | Staff Benefits-Faculty Part Time | | $20,073.11 | ($20,073.11) |
| **Total Benefits** | | | **$20,073.11** | **($20,073.11)** |
| 773440 | Waivers-GTA Academic In State | | $126,002.24 | ($126,002.24) |
| 773460 | Waivers-GTA Summer In State | | $71,974.24 | ($71,974.24) |
| 774100 | Data Processing Equipmnt Use-Intrnl | | $318.71 | ($318.71) |
| **Total Operation** | | | **$198,295.19** | **($198,295.19)** |
| **Net Contribution (use) of Unallocated General: 262102** | | | **$569,334.73** | **($569,334.73)** |

Report Package: Operating Ledger
report created by: Cats

Dec 4, 2007 3:42:57 PM

# BUDGET REPORT

Organization: 262105

Report Name: Budget Report by Account

Enrollmt Plan:Evening Prog & Trailr

Fiscal Year: 2007-08

| ACCOUNT | ACCOUNT_DESC | Revenue Dollars | Expense Dollars | Net Contribution |
|---|---|---|---|---|
| 615400 | Graduate Teaching Assistants | | $13,285.08 | ($13,285.08) |
| **Total Personnel Services** | | | **$13,285.08** | **($13,285.08)** |
| 773440 | Waivers-GTA Academic In State | | $5,690.88 | ($5,690.88) |
| 773460 | Waivers-GTA Summer In State | | $3,250.00 | ($3,250.00) |
| **Total Operation** | | | **$8,940.88** | **($8,940.88)** |
| **Net Contribution (use) of Unallocated General: 262105** | | | **$22,225.96** | **($22,225.96)** |

Report Package: Operating Ledger

report created by: Cats

Dec 4, 2007 3:42:57 PM

# BUDGET REPORT

Organization: 262121

Report Name: Budget Report by Account

Biological Sciences Lab Fee Rev&Exp

Fiscal Year: 2007-08

| ACCOUNT | ACCOUNT_DESC | Revenue Dollars | Expense Dollars | Net Contribution |
|---|---|---|---|---|
| 502200 | Laboratory Fees | $66,000.00 | | $66,000.00 |
| **Total Revenue** | | **$66,000.00** | | **$66,000.00** |
| 730000 | Budget Pool-Supplies | | $69,000.00 | ($69,000.00) |
| **Total Operation** | | | **$69,000.00** | **($69,000.00)** |
| **Net Contribution (use) of Unallocated General: 262121** | | **$66,000.00** | **$69,000.00** | **($3,000.00)** |

Report Package: Operating Ledger

report created by: Cats

Dec 4, 2007 3:42:57 PM

# BUDGET REPORT

Organization: 262127

Report Name: Budget Report by Account

Cost Share on 664194 NSF Wheatly

Fiscal Year: 2007-08

| ACCOUNT | ACCOUNT_DESC | Revenue Dollars | Expense Dollars | Net Contribution |
|---|---|---|---|---|
| 777000 | Budget Pool-Other Miscellaneous | | $4,700.00 | ($4,700.00) |
| Total Operation | | | **$4,700.00** | **($4,700.00)** |
| Net Contribution (use) of Unallocated General: 262127 | | | **$4,700.00** | **($4,700.00)** |

Report Package: Operating Ledger

report created by: Cats

Dec 4, 2007 3:42:57 PM

# BUDGET REPORT

Organization: BIO552
Arlian Activity

Report Name: Budget Report by Account

Fiscal Year: 2007-08

| ACCOUNT | ACCOUNT_DESC | Revenue Dollars | Expense Dollars | Net Contribution |
|---|---|---|---|---|
| 774100 | Data Processing Equipmnt Use-Intrnl | | $135.62 | ($135.62) |
| **Total Operation** | | | **$135.62** | **($135.62)** |
| **Net Contribution (use) of Unallocated General: BIO552** | | | **$135.62** | **($135.62)** |

Report Package: Operating Ledger
report created by: Cats

Dec 4, 2007 3:40:50 PM

# BUDGET REPORT

Organization: 262115
Research-Larry Arlian

Report Name: Budget Report by Account

Fiscal Year: 2007-08

| ACCOUNT | ACCOUNT_DESC | Revenue Dollars | Expense Dollars | Net Contribution |
|---|---|---|---|---|
| 774100 | Data Processing Equipmnt Use-Intrnl | | $135.62 | ($135.62) |
| Total Operation | | | **$135.62** | **($135.62)** |
| Net Contribution (use) of Unallocated General: 262115 | | | **$135.62** | **($135.62)** |

Report Package: Operating Ledger
report created by: Cats

Dec 4, 2007 3:42:57 PM

# BUDGET REPORT

Organization: BIO553
Goldstein Activity

Report Name: Budget Report by Account

Fiscal Year: 2007-08

| ACCOUNT | ACCOUNT_DESC | Revenue Dollars | Expense Dollars | Net Contribution |
|---|---|---|---|---|
| 611100 | Unclassified-Contract | | $21,703.30 | ($21,703.30) |
| **Total Personnel Services** | | | **$21,703.30** | **($21,703.30)** |
| 621100 | Staff Benefits-Unclassified | | $8,334.06 | ($8,334.06) |
| **Total Benefits** | | | **$8,334.06** | **($8,334.06)** |
| 774100 | Data Processing Equipmnt Use-Intrnl | | $339.05 | ($339.05) |
| 777000 | Budget Pool-Other Miscellaneous | | $3,000.00 | ($3,000.00) |
| **Total Operation** | | | **$3,339.05** | **($3,339.05)** |
| **Net Contribution (use) of Unallocated General: BIO553** | | | **$33,376.41** | **($33,376.41)** |

Report Package: Operating Ledger
report created by: Cats

Dec 4, 2007 3:40:50 PM

# BUDGET REPORT

Organization: 262107
RIF-David Goldstein

Report Name: Budget Report by Account

Fiscal Year: 2007-08

| ACCOUNT | ACCOUNT_DESC | Revenue Dollars | Expense Dollars | Net Contribution |
|---|---|---|---|---|
| 611100 | Unclassified-Contract | | $21,703.30 | ($21,703.30) |
| **Total Personnel Services** | | | **$21,703.30** | **($21,703.30)** |
| 621100 | Staff Benefits-Unclassified | | $8,334.06 | ($8,334.06) |
| **Total Benefits** | | | **$8,334.06** | **($8,334.06)** |
| 774100 | Data Processing Equipmnt Use-Intrnl | | $339.05 | ($339.05) |
| 777000 | Budget Pool-Other Miscellaneous | | $3,000.00 | ($3,000.00) |
| **Total Operation** | | | **$3,339.05** | **($3,339.05)** |
| **Net Contribution (use) of Unallocated General: 262107** | | | **$33,376.41** | **($33,376.41)** |

Report Package: Operating Ledger
report created by: Cats

Dec 4, 2007 3:42:57 PM

# BUDGET REPORT

Organization: BIO562
Carmichael Activity

Report Name: Budget Report by Account

Fiscal Year: 2007-08

| ACCOUNT | ACCOUNT_DESC | Revenue Dollars | Expense Dollars | Net Contribution |
|---|---|---|---|---|
| 621100 | Staff Benefits-Unclassified | | $339.12 | ($339.12) |
| Total Benefits | | | **$339.12** | **($339.12)** |
| Net Contribution (use) of Unallocated General: BIO562 | | | **$339.12** | **($339.12)** |

Report Package: Operating Ledger
report created by: Cats

Dec 4, 2007 3:40:50 PM

# BUDGET REPORT

Organization: 262125
Research-Wayne Carmichael L6

Report Name: Budget Report by Account

Fiscal Year: 2007-08

| ACCOUNT | ACCOUNT_DESC | Revenue Dollars | Expense Dollars | Net Contribution |
|---|---|---|---|---|
| 621100 | Staff Benefits-Unclassified | | $339.12 | ($339.12) |
| Total Benefits | | | **$339.12** | **($339.12)** |
| Net Contribution (use) of Unallocated General: 262125 | | | **$339.12** | **($339.12)** |

Report Package: Operating Ledger
report created by: Cats

Dec 4, 2007 3:42:57 PM

# BUDGET REPORT

Organization: BMB55
Biochemistry/Molecular Biology-COSM

Report Name: Budget Report by Account

Fiscal Year: 2007-08

| ACCOUNT | ACCOUNT_DESC | Revenue Dollars | Expense Dollars | Net Contribution |
|---|---|---|---|---|
| 611100 | Unclassified-Contract | | $22,004.66 | ($22,004.66) |
| 612000 | Classified-Budget Pool | | $31,212.47 | ($31,212.47) |
| 614000 | Faculty-Budget Pool | | $360,847.86 | ($360,847.86) |
| 615000 | Faculty-Other Budget Pool | | $3,190.00 | ($3,190.00) |
| 615300 | Faculty-Summer | | $1,450.00 | ($1,450.00) |
| 616000 | Student Wages-Budget Pool | | $1,862.00 | ($1,862.00) |
| Total Personnel Services | | | $420,566.99 | ($420,566.99) |
| 621100 | Staff Benefits-Unclassified | | $8,449.79 | ($8,449.79) |
| 622100 | Staff Benefits-Classified/Exmt Hrly | | $14,513.80 | ($14,513.80) |
| 623100 | Staff Benefits-Faculty | | $92,377.05 | ($92,377.05) |
| 623200 | Staff Benefits-Faculty Part Time | | $612.48 | ($612.48) |
| Total Benefits | | | $115,953.12 | ($115,953.12) |
| 717000 | Budget Pool-Contracted Services | | $3,000.00 | ($3,000.00) |
| 730000 | Budget Pool-Supplies | | $8,800.00 | ($8,800.00) |
| 740000 | Budget Pool-Travel | | $5,400.00 | ($5,400.00) |
| 750000 | Budget Pool-Info & Communications | | $11,402.00 | ($11,402.00) |
| 760000 | Budget Pool-Maintenance & Repair | | $8,000.00 | ($8,000.00) |
| 774100 | Data Processing Equipmnt Use-Intrnl | | $3,339.62 | ($3,339.62) |
| 777000 | Budget Pool-Other Miscellaneous | | $500.00 | ($500.00) |
| Total Operation | | | $40,441.62 | ($40,441.62) |
| Net Contribution (use) of Unallocated General: BMB55 | | | $576,961.73 | ($576,961.73) |

Report Package: Operating Ledger
report created by: Cats

Dec 4, 2007 3:39:05 PM

# BUDGET REPORT

Organization: BMB555
Biochemistry/Molecular Biology-COSM

Report Name: Budget Report by Account

Fiscal Year: 2007-08

| ACCOUNT | ACCOUNT_DESC | Revenue Dollars | Expense Dollars | Net Contribution |
|---|---|---|---|---|
| 611100 | Unclassified-Contract | | $22,004.66 | ($22,004.66) |
| 612000 | Classified-Budget Pool | | $31,212.47 | ($31,212.47) |
| 614000 | Faculty-Budget Pool | | $360,847.86 | ($360,847.86) |
| 615000 | Faculty-Other Budget Pool | | $3,190.00 | ($3,190.00) |
| 615300 | Faculty-Summer | | $1,450.00 | ($1,450.00) |
| 616000 | Student Wages-Budget Pool | | $1,862.00 | ($1,862.00) |
| **Total Personnel Services** | | | **$420,566.99** | **($420,566.99)** |
| 621100 | Staff Benefits-Unclassified | | $8,449.79 | ($8,449.79) |
| 622100 | Staff Benefits-Classified/Exmt Hrly | | $14,513.80 | ($14,513.80) |
| 623100 | Staff Benefits-Faculty | | $92,377.05 | ($92,377.05) |
| 623200 | Staff Benefits-Faculty Part Time | | $612.48 | ($612.48) |
| **Total Benefits** | | | **$115,953.12** | **($115,953.12)** |
| 717000 | Budget Pool-Contracted Services | | $3,000.00 | ($3,000.00) |
| 730000 | Budget Pool-Supplies | | $8,800.00 | ($8,800.00) |
| 740000 | Budget Pool-Travel | | $5,400.00 | ($5,400.00) |
| 750000 | Budget Pool-Info & Communications | | $11,402.00 | ($11,402.00) |
| 760000 | Budget Pool-Maintenance & Repair | | $8,000.00 | ($8,000.00) |
| 774100 | Data Processing Equipmnt Use-Intrnl | | $3,339.62 | ($3,339.62) |
| 777000 | Budget Pool-Other Miscellaneous | | $500.00 | ($500.00) |
| **Total Operation** | | | **$40,441.62** | **($40,441.62)** |
| **Net Contribution (use) of Unallocated General: BMB555** | | | **$576,961.73** | **($576,961.73)** |

Report Package: Operating Ledger
report created by: Cats

Dec 4, 2007 3:40:50 PM

# BUDGET REPORT

Organization: 262600
Biochemistry/Molecular Biology Inst

Report Name: Budget Report by Account

Fiscal Year: 2007-08

| ACCOUNT | ACCOUNT_DESC | Revenue Dollars | Expense Dollars | Net Contribution |
|---|---|---|---|---|
| 611100 | Unclassified-Contract | | $22,004.66 | ($22,004.66) |
| 612000 | Classified-Budget Pool | | $31,212.47 | ($31,212.47) |
| 614000 | Faculty-Budget Pool | | $360,847.86 | ($360,847.86) |
| 616000 | Student Wages-Budget Pool | | $1,862.00 | ($1,862.00) |
| **Total Personnel Services** | | | **$415,926.99** | **($415,926.99)** |
| 621100 | Staff Benefits-Unclassified | | $8,449.79 | ($8,449.79) |
| 622100 | Staff Benefits-Classified/Exmt Hrly | | $14,513.80 | ($14,513.80) |
| 623100 | Staff Benefits-Faculty | | $92,377.05 | ($92,377.05) |
| **Total Benefits** | | | **$115,340.64** | **($115,340.64)** |
| 717000 | Budget Pool-Contracted Services | | $3,000.00 | ($3,000.00) |
| 730000 | Budget Pool-Supplies | | $8,800.00 | ($8,800.00) |
| 740000 | Budget Pool-Travel | | $5,400.00 | ($5,400.00) |
| 750000 | Budget Pool-Info & Communications | | $11,402.00 | ($11,402.00) |
| 760000 | Budget Pool-Maintenance & Repair | | $8,000.00 | ($8,000.00) |
| 774100 | Data Processing Equipmnt Use-Intrnl | | $3,271.81 | ($3,271.81) |
| 777000 | Budget Pool-Other Miscellaneous | | $500.00 | ($500.00) |
| **Total Operation** | | | **$40,373.81** | **($40,373.81)** |
| **Net Contribution (use) of Unallocated General: 262600** | | | **$571,641.44** | **($571,641.44)** |

Report Package: Operating Ledger
report created by: Cats

Dec 4, 2007 3:42:57 PM

# BUDGET REPORT

Organization: 262602

Report Name: Budget Report by Account

Su/Adj Fac & GA/GTA-Biochemistry/Mo

Fiscal Year: 2007-08

| ACCOUNT | ACCOUNT_DESC | Revenue Dollars | Expense Dollars | Net Contribution |
|---|---|---|---|---|
| 615000 | Faculty-Other Budget Pool | | $3,190.00 | ($3,190.00) |
| 615300 | Faculty-Summer | | $1,450.00 | ($1,450.00) |
| **Total Personnel Services** | | | **$4,640.00** | **($4,640.00)** |
| 623200 | Staff Benefits-Faculty Part Time | | $612.48 | ($612.48) |
| **Total Benefits** | | | **$612.48** | **($612.48)** |
| 774100 | Data Processing Equipmnt Use-Intrnl | | $67.81 | ($67.81) |
| **Total Operation** | | | **$67.81** | **($67.81)** |
| **Net Contribution (use) of Unallocated General: 262602** | | | **$5,320.29** | **($5,320.29)** |

Report Package: Operating Ledger

report created by: Cats

Dec 4, 2007 3:42:57 PM

# BUDGET REPORT

Organization: CHM55
Chemistry

Report Name: Budget Report by Account

Fiscal Year: 2007-08

| ACCOUNT | ACCOUNT_DESC | Revenue Dollars | Expense Dollars | Net Contribution |
|---|---|---|---|---|
| 502200 | Laboratory Fees | $66,084.00 | | $66,084.00 |
| **Total Revenue** | | **$66,084.00** | | **$66,084.00** |
| 611100 | Unclassified-Contract | | $78,082.58 | ($78,082.58) |
| 612000 | Classified-Budget Pool | | $67,024.04 | ($67,024.04) |
| 614000 | Faculty-Budget Pool | | $937,365.23 | ($937,365.23) |
| 615000 | Faculty-Other Budget Pool | | $11,322.00 | ($11,322.00) |
| 615300 | Faculty-Summer | | $115,000.00 | ($115,000.00) |
| 615400 | Graduate Teaching Assistants | | $300,754.12 | ($300,754.12) |
| 616000 | Student Wages-Budget Pool | | $19,957.00 | ($19,957.00) |
| **Total Personnel Services** | | | **$1,529,504.97** | **($1,529,504.97)** |
| 621100 | Staff Benefits-Unclassified | | $29,983.71 | ($29,983.71) |
| 622100 | Staff Benefits-Classified/Exmt Hrly | | $31,166.17 | ($31,166.17) |
| 623100 | Staff Benefits-Faculty | | $239,965.49 | ($239,965.49) |
| 623200 | Staff Benefits-Faculty Part Time | | $16,674.50 | ($16,674.50) |
| **Total Benefits** | | | **$317,789.87** | **($317,789.87)** |
| 717000 | Budget Pool-Contracted Services | | $4,028.00 | ($4,028.00) |
| 730000 | Budget Pool-Supplies | | $196,633.00 | ($196,633.00) |
| 740000 | Budget Pool-Travel | | $9,900.00 | ($9,900.00) |
| 750000 | Budget Pool-Info & Communications | | $30,435.00 | ($30,435.00) |
| 760000 | Budget Pool-Maintenance & Repair | | $27,000.00 | ($27,000.00) |
| 773440 | Waivers-GTA Academic In State | | $193,744.72 | ($193,744.72) |
| 773460 | Waivers-GTA Summer In State | | $110,669.52 | ($110,669.52) |
| 774100 | Data Processing Equipmnt Use-Intrnl | | $61,767.75 | ($61,767.75) |
| 777000 | Budget Pool-Other Miscellaneous | | $2,500.00 | ($2,500.00) |
| 777850 | Unrestricted Balance | | $2,286.79 | ($2,286.79) |
| **Total Operation** | | | **$638,964.78** | **($638,964.78)** |
| **Net Contribution (use) of Unallocated General: CHM55** | | **$66,084.00** | **$2,486,259.62** | **($2,420,175.62)** |

Report Package: Operating Ledger
report created by: Cats

Dec 4, 2007 3:39:05 PM

# BUDGET REPORT

Organization: CHM551
Chemistry Admin

Report Name: Budget Report by Account

Fiscal Year: 2007-08

| ACCOUNT | ACCOUNT_DESC | Revenue Dollars | Expense Dollars | Net Contribution |
|---|---|---|---|---|
| 502200 | Laboratory Fees | $66,084.00 | | $66,084.00 |
| **Total Revenue** | | **$66,084.00** | | **$66,084.00** |
| 611100 | Unclassified-Contract | | $78,082.58 | ($78,082.58) |
| 612000 | Classified-Budget Pool | | $67,024.04 | ($67,024.04) |
| 614000 | Faculty-Budget Pool | | $937,365.23 | ($937,365.23) |
| 615000 | Faculty-Other Budget Pool | | $11,322.00 | ($11,322.00) |
| 615300 | Faculty-Summer | | $115,000.00 | ($115,000.00) |
| 615400 | Graduate Teaching Assistants | | $300,754.12 | ($300,754.12) |
| 616000 | Student Wages-Budget Pool | | $19,957.00 | ($19,957.00) |
| **Total Personnel Services** | | | **$1,529,504.97** | **($1,529,504.97)** |
| 621100 | Staff Benefits-Unclassified | | $29,983.71 | ($29,983.71) |
| 622100 | Staff Benefits-Classified/Exmt Hrly | | $31,166.17 | ($31,166.17) |
| 623100 | Staff Benefits-Faculty | | $239,965.49 | ($239,965.49) |
| 623200 | Staff Benefits-Faculty Part Time | | $16,674.50 | ($16,674.50) |
| **Total Benefits** | | | **$317,789.87** | **($317,789.87)** |
| 717000 | Budget Pool-Contracted Services | | $4,028.00 | ($4,028.00) |
| 730000 | Budget Pool-Supplies | | $196,633.00 | ($196,633.00) |
| 740000 | Budget Pool-Travel | | $9,900.00 | ($9,900.00) |
| 750000 | Budget Pool-Info & Communications | | $30,435.00 | ($30,435.00) |
| 760000 | Budget Pool-Maintenance & Repair | | $27,000.00 | ($27,000.00) |
| 773440 | Waivers-GTA Academic In State | | $193,744.72 | ($193,744.72) |
| 773460 | Waivers-GTA Summer In State | | $110,669.52 | ($110,669.52) |
| 774100 | Data Processing Equipmnt Use-Intrnl | | $61,767.75 | ($61,767.75) |
| 777000 | Budget Pool-Other Miscellaneous | | $2,500.00 | ($2,500.00) |
| **Total Operation** | | | **$636,677.99** | **($636,677.99)** |
| **Net Contribution (use) of Unallocated General: CHM551** | | **$66,084.00** | **$2,483,972.83** | **($2,417,888.83)** |

Report Package: Operating Ledger
report created by: Cats

Dec 4, 2007 3:40:50 PM

# BUDGET REPORT

Organization: 262200
Chemistry

Report Name: Budget Report by Account

Fiscal Year: 2007-08

| ACCOUNT | ACCOUNT_DESC | Revenue Dollars | Expense Dollars | Net Contribution |
|---|---|---|---|---|
| 611100 | Unclassified-Contract | | $78,082.58 | ($78,082.58) |
| 612000 | Classified-Budget Pool | | $67,024.04 | ($67,024.04) |
| 614000 | Faculty-Budget Pool | | $937,365.23 | ($937,365.23) |
| 616000 | Student Wages-Budget Pool | | $19,457.00 | ($19,457.00) |
| Total Personnel Services | | | **$1,101,928.85** | **($1,101,928.85)** |
| 621100 | Staff Benefits-Unclassified | | $29,983.71 | ($29,983.71) |
| 622100 | Staff Benefits-Classified/Exmt Hrly | | $31,166.17 | ($31,166.17) |
| 623100 | Staff Benefits-Faculty | | $239,965.49 | ($239,965.49) |
| Total Benefits | | | **$301,115.37** | **($301,115.37)** |
| 717000 | Budget Pool-Contracted Services | | $4,028.00 | ($4,028.00) |
| 730000 | Budget Pool-Supplies | | $128,452.00 | ($128,452.00) |
| 740000 | Budget Pool-Travel | | $9,900.00 | ($9,900.00) |
| 750000 | Budget Pool-Info & Communications | | $30,435.00 | ($30,435.00) |
| 760000 | Budget Pool-Maintenance & Repair | | $27,000.00 | ($27,000.00) |
| 774100 | Data Processing Equipmnt Use-Intrnl | | $61,527.03 | ($61,527.03) |
| 777000 | Budget Pool-Other Miscellaneous | | $2,500.00 | ($2,500.00) |
| Total Operation | | | **$263,842.03** | **($263,842.03)** |
| Net Contribution (use) of Unallocated General: 262200 | | | **$1,666,886.25** | **($1,666,886.25)** |

Report Package: Operating Ledger
report created by: Cats

Dec 4, 2007 3:42:57 PM

# BUDGET REPORT

Organization: 262202

Report Name: Budget Report by Account

Summer/Adj Fac & GA/GTA-Chemistry

Fiscal Year: 2007-08

| ACCOUNT | ACCOUNT_DESC | Revenue Dollars | Expense Dollars | Net Contribution |
|---|---|---|---|---|
| 615000 | Faculty-Other Budget Pool | | $4,822.00 | ($4,822.00) |
| 615300 | Faculty-Summer | | $115,000.00 | ($115,000.00) |
| 615400 | Graduate Teaching Assistants | | $300,754.12 | ($300,754.12) |
| **Total Personnel Services** | | | **$420,576.12** | **($420,576.12)** |
| 623200 | Staff Benefits-Faculty Part Time | | $15,816.50 | ($15,816.50) |
| **Total Benefits** | | | **$15,816.50** | **($15,816.50)** |
| 773440 | Waivers-GTA Academic In State | | $193,744.72 | ($193,744.72) |
| 773460 | Waivers-GTA Summer In State | | $110,669.52 | ($110,669.52) |
| 774100 | Data Processing Equipmnt Use-Intrnl | | $101.71 | ($101.71) |
| **Total Operation** | | | **$304,515.95** | **($304,515.95)** |
| **Net Contribution (use) of Unallocated General: 262202** | | | **$740,908.57** | **($740,908.57)** |

Report Package: Operating Ledger

report created by: Cats

Dec 4, 2007 3:42:57 PM

# BUDGET REPORT

Organization: 262204
Chemistry Demo Shows

Report Name: Budget Report by Account

Fiscal Year: 2007-08

| ACCOUNT | ACCOUNT_DESC | Revenue Dollars | Expense Dollars | Net Contribution |
|---|---|---|---|---|
| 615000 | Faculty-Other Budget Pool | | $6,500.00 | ($6,500.00) |
| 616000 | Student Wages-Budget Pool | | $500.00 | ($500.00) |
| Total Personnel Services | | | **$7,000.00** | **($7,000.00)** |
| 623200 | Staff Benefits-Faculty Part Time | | $858.00 | ($858.00) |
| Total Benefits | | | **$858.00** | **($858.00)** |
| 730000 | Budget Pool-Supplies | | $2,097.00 | ($2,097.00) |
| 774100 | Data Processing Equipmnt Use-Intrnl | | $139.01 | ($139.01) |
| Total Operation | | | **$2,236.01** | **($2,236.01)** |
| Net Contribution (use) of Unallocated General: 262204 | | | **$10,094.01** | **($10,094.01)** |

Report Package: Operating Ledger
report created by: Cats

Dec 4, 2007 3:42:57 PM

# BUDGET REPORT

Organization: 262211

Report Name: Budget Report by Account

Chemistry Lab Fee Revenue & Expense

Fiscal Year: 2007-08

| ACCOUNT | ACCOUNT_DESC | Revenue Dollars | Expense Dollars | Net Contribution |
|---|---|---|---|---|
| 502200 | Laboratory Fees | $66,084.00 | | $66,084.00 |
| **Total Revenue** | | **$66,084.00** | | **$66,084.00** |
| 730000 | Budget Pool-Supplies | | $66,084.00 | ($66,084.00) |
| **Total Operation** | | | **$66,084.00** | **($66,084.00)** |
| **Net Contribution (use) of Unallocated General: 262211** | | **$66,084.00** | **$66,084.00** | **$0.00** |

Report Package: Operating Ledger

report created by: Cats

Dec 4, 2007 3:42:57 PM

# BUDGET REPORT

Organization: CHM553
Feld Activity

Report Name: Budget Report by Account

Fiscal Year: 2007-08

| ACCOUNT | ACCOUNT_DESC | Revenue Dollars | Expense Dollars | Net Contribution |
|---|---|---|---|---|
| 777850 | Unrestricted Balance | | $1,120.00 | ($1,120.00) |
| Total Operation | | | **$1,120.00** | **($1,120.00)** |
| Net Contribution (use) of Unallocated General: CHM553 | | | **$1,120.00** | **($1,120.00)** |

Report Package: Operating Ledger
report created by: Cats

Dec 4, 2007 3:40:50 PM

# BUDGET REPORT

Organization: 262209
Research-William Feld

Report Name: Budget Report by Account

Fiscal Year: 2007-08

| ACCOUNT | ACCOUNT_DESC | Revenue Dollars | Expense Dollars | Net Contribution |
|---|---|---|---|---|
| 777850 | Unrestricted Balance | | $1,120.00 | ($1,120.00) |
| Total Operation | | | **$1,120.00** | **($1,120.00)** |
| Net Contribution (use) of Unallocated General: 262209 | | | **$1,120.00** | **($1,120.00)** |

Report Package: Operating Ledger
report created by: Cats

Dec 4, 2007 3:42:57 PM

# BUDGET REPORT

Organization: CHM554
Ketcha Activity

Report Name: Budget Report by Account

Fiscal Year: 2007-08

| ACCOUNT | ACCOUNT_DESC | Revenue Dollars | Expense Dollars | Net Contribution |
|---|---|---|---|---|
| 777850 | Unrestricted Balance | | $1,166.79 | ($1,166.79) |
| Total Operation | | | **$1,166.79** | **($1,166.79)** |
| Net Contribution (use) of Unallocated General: CHM554 | | | **$1,166.79** | **($1,166.79)** |

Report Package: Operating Ledger
report created by: Cats

Dec 4, 2007 3:40:50 PM

# BUDGET REPORT

Organization: 262214
Research-Daniel Ketcha

Report Name: Budget Report by Account

Fiscal Year: 2007-08

| ACCOUNT | ACCOUNT_DESC | Revenue Dollars | Expense Dollars | Net Contribution |
|---|---|---|---|---|
| 777850 | Unrestricted Balance | | $1,166.79 | ($1,166.79) |
| Total Operation | | | **$1,166.79** | **($1,166.79)** |
| Net Contribution (use) of Unallocated General: 262214 | | | **$1,166.79** | **($1,166.79)** |

Report Package: Operating Ledger
report created by: Cats

Dec 4, 2007 3:42:57 PM

# BUDGET REPORT

Organization: CLB55
Clinical Laboratory Science

Report Name: Budget Report by Account

Fiscal Year: 2007-08

| ACCOUNT | ACCOUNT_DESC | Revenue Dollars | Expense Dollars | Net Contribution |
|---|---|---|---|---|
| 614000 | Faculty-Budget Pool | | $90,612.08 | ($90,612.08) |
| 615000 | Faculty-Other Budget Pool | | $9,300.00 | ($9,300.00) |
| 615300 | Faculty-Summer | | $6,500.00 | ($6,500.00) |
| **Total Personnel Services** | | | **$106,412.08** | **($106,412.08)** |
| 623100 | Staff Benefits-Faculty | | $23,196.69 | ($23,196.69) |
| 623200 | Staff Benefits-Faculty Part Time | | $2,085.60 | ($2,085.60) |
| **Total Benefits** | | | **$25,282.29** | **($25,282.29)** |
| 730000 | Budget Pool-Supplies | | $6,682.00 | ($6,682.00) |
| 740000 | Budget Pool-Travel | | $1,003.00 | ($1,003.00) |
| 750000 | Budget Pool-Info & Communications | | $825.00 | ($825.00) |
| 774100 | Data Processing Equipmnt Use-Intrnl | | $12,426.11 | ($12,426.11) |
| **Total Operation** | | | **$20,936.11** | **($20,936.11)** |
| **Net Contribution (use) of Unallocated General: CLB55** | | | **$152,630.48** | **($152,630.48)** |

Report Package: Operating Ledger
report created by: Cats

Dec 4, 2007 3:39:05 PM

# BUDGET REPORT

Organization: CLB555
Clinical Laboratory Science

Report Name: Budget Report by Account

Fiscal Year: 2007-08

| ACCOUNT | ACCOUNT_DESC | Revenue Dollars | Expense Dollars | Net Contribution |
|---|---|---|---|---|
| 614000 | Faculty-Budget Pool | | $90,612.08 | ($90,612.08) |
| 615000 | Faculty-Other Budget Pool | | $9,300.00 | ($9,300.00) |
| 615300 | Faculty-Summer | | $6,500.00 | ($6,500.00) |
| **Total Personnel Services** | | | **$106,412.08** | **($106,412.08)** |
| 623100 | Staff Benefits-Faculty | | $23,196.69 | ($23,196.69) |
| 623200 | Staff Benefits-Faculty Part Time | | $2,085.60 | ($2,085.60) |
| **Total Benefits** | | | **$25,282.29** | **($25,282.29)** |
| 730000 | Budget Pool-Supplies | | $6,682.00 | ($6,682.00) |
| 740000 | Budget Pool-Travel | | $1,003.00 | ($1,003.00) |
| 750000 | Budget Pool-Info & Communications | | $825.00 | ($825.00) |
| 774100 | Data Processing Equipmnt Use-Intrnl | | $12,426.11 | ($12,426.11) |
| **Total Operation** | | | **$20,936.11** | **($20,936.11)** |
| **Net Contribution (use) of Unallocated General: CLB555** | | | **$152,630.48** | **($152,630.48)** |

Report Package: Operating Ledger
report created by: Cats

Dec 4, 2007 3:40:50 PM

# BUDGET REPORT

Organization: 261300
Clinical Laboratory Science

Report Name: Budget Report by Account

Fiscal Year: 2007-08

| ACCOUNT | ACCOUNT_DESC | Revenue Dollars | Expense Dollars | Net Contribution |
|---|---|---|---|---|
| 614000 | Faculty-Budget Pool | | $90,612.08 | ($90,612.08) |
| 615000 | Faculty-Other Budget Pool | | $9,300.00 | ($9,300.00) |
| 615300 | Faculty-Summer | | $6,500.00 | ($6,500.00) |
| **Total Personnel Services** | | | **$106,412.08** | **($106,412.08)** |
| 623100 | Staff Benefits-Faculty | | $23,196.69 | ($23,196.69) |
| 623200 | Staff Benefits-Faculty Part Time | | $2,085.60 | ($2,085.60) |
| **Total Benefits** | | | **$25,282.29** | **($25,282.29)** |
| 730000 | Budget Pool-Supplies | | $6,682.00 | ($6,682.00) |
| 740000 | Budget Pool-Travel | | $1,003.00 | ($1,003.00) |
| 750000 | Budget Pool-Info & Communications | | $825.00 | ($825.00) |
| 774100 | Data Processing Equipmnt Use-Intrnl | | $12,426.11 | ($12,426.11) |
| **Total Operation** | | | **$20,936.11** | **($20,936.11)** |
| **Net Contribution (use) of Unallocated General: 261300** | | | **$152,630.48** | **($152,630.48)** |

Report Package: Operating Ledger
report created by: Cats

Dec 4, 2007 3:42:57 PM

# BUDGET REPORT

Organization: COSMA
College of Science & Math Admin

Report Name: Budget Report by Account

Fiscal Year: 2007-08

| ACCOUNT | ACCOUNT_DESC | Revenue Dollars | Expense Dollars | Net Contribution |
|---|---|---|---|---|
| 505250 | Departmental Sales & Service | $2,900.00 | | $2,900.00 |
| **Total Revenue** | | **$2,900.00** | | **$2,900.00** |
| 611100 | Unclassified-Contract | | $405,141.03 | ($405,141.03) |
| 611109 | Unclassified-Vacancy Credit BgtPool | | $83,608.00 | ($83,608.00) |
| 611500 | Graduate Assistants | | $14,760.84 | ($14,760.84) |
| 611510 | Graduate Assistants-Summer | | $2,950.41 | ($2,950.41) |
| 612000 | Classified-Budget Pool | | $100,691.74 | ($100,691.74) |
| 612200 | NonExempt Unclassified Hourly | | $33,250.45 | ($33,250.45) |
| 614000 | Faculty-Budget Pool | | $524,951.99 | ($524,951.99) |
| 614109 | Faculty-Vacancy Credit Budget Pool | | $41,588.00 | ($41,588.00) |
| 614300 | Faculty-Teaching/Svc Merit Award | | $1,272.00 | ($1,272.00) |
| 615300 | Faculty-Summer | | $350,240.00 | ($350,240.00) |
| 615400 | Graduate Teaching Assistants | | $26,572.36 | ($26,572.36) |
| 615410 | Graduate Teaching Assistants-Summer | | $429.33 | ($429.33) |
| 616000 | Student Wages-Budget Pool | | $11,887.00 | ($11,887.00) |
| **Total Personnel Services** | | | **$1,597,343.15** | **($1,597,343.15)** |
| 621100 | Staff Benefits-Unclassified | | $168,342.32 | ($168,342.32) |
| 622100 | Staff Benefits-Classified/Exmt Hrly | | $46,821.66 | ($46,821.66) |
| 623100 | Staff Benefits-Faculty | | $134,387.71 | ($134,387.71) |
| 623200 | Staff Benefits-Faculty Part Time | | $46,231.68 | ($46,231.68) |
| **Total Benefits** | | | **$395,783.37** | **($395,783.37)** |
| 717000 | Budget Pool-Contracted Services | | $129,346.28 | ($129,346.28) |
| 730000 | Budget Pool-Supplies | | $25,541.00 | ($25,541.00) |
| 740000 | Budget Pool-Travel | | $22,447.00 | ($22,447.00) |
| 750000 | Budget Pool-Info & Communications | | $27,313.00 | ($27,313.00) |
| 760000 | Budget Pool-Maintenance & Repair | | $14,060.00 | ($14,060.00) |
| 773400 | Waivers-GA Academic In State | | $8,941.92 | ($8,941.92) |
| 773420 | Waivers-GA Summer In State | | $5,107.44 | ($5,107.44) |
| 773440 | Waivers-GTA Academic In State | | $17,883.84 | ($17,883.84) |
| 773460 | Waivers-GTA Summer In State | | $10,215.92 | ($10,215.92) |
| 774100 | Data Processing Equipmnt Use-Intrnl | | $158,168.26 | ($158,168.26) |
| 775000 | Budget Pool-Equipment Rental Charge | | $900.00 | ($900.00) |
| 777000 | Budget Pool-Other Miscellaneous | | $107,874.00 | ($107,874.00) |

Report Package: Operating Ledger
report created by: Cats

Dec 4, 2007 3:39:05 PM

# BUDGET REPORT

Organization: COSMA
College of Science & Math Admin

Report Name: Budget Report by Account

Fiscal Year: 2007-08

| ACCOUNT | ACCOUNT_DESC | Revenue Dollars | Expense Dollars | Net Contribution |
|---|---|---|---|---|
| 777030 | Budget Pool-Balance Carryover Exp | | $33,848.42 | ($33,848.42) |
| **Total Operation** | | | **$561,647.08** | **($561,647.08)** |
| 879880 | Earning Support/Trsf-Debit | | $512,776.83 | ($512,776.83) |
| 879890 | Earning Support/Trsf-Credit | | ($7,988.00) | $7,988.00 |
| **Total Transfers** | | | **$504,788.83** | **($504,788.83)** |
| **Net Contribution (use) of Unallocated General: COSMA** | | **$2,900.00** | **$3,059,562.43** | **($3,056,662.43)** |

Report Package: Operating Ledger
report created by: Cats

Dec 4, 2007 3:39:05 PM

# BUDGET REPORT

Organization: COSMA5
College of Science & Math Admin

Report Name: Budget Report by Account

Fiscal Year: 2007-08

| ACCOUNT | ACCOUNT_DESC | Revenue Dollars | Expense Dollars | Net Contribution |
|---|---|---|---|---|
| 505250 | Departmental Sales & Service | $2,900.00 | | $2,900.00 |
| **Total Revenue** | | **$2,900.00** | | **$2,900.00** |
| 611100 | Unclassified-Contract | | $349,423.92 | ($349,423.92) |
| 611109 | Unclassified-Vacancy Credit BgtPool | | $83,608.00 | ($83,608.00) |
| 611500 | Graduate Assistants | | $14,760.84 | ($14,760.84) |
| 611510 | Graduate Assistants-Summer | | $2,950.41 | ($2,950.41) |
| 612000 | Classified-Budget Pool | | $100,691.74 | ($100,691.74) |
| 612200 | NonExempt Unclassified Hourly | | $33,250.45 | ($33,250.45) |
| 614000 | Faculty-Budget Pool | | $524,951.99 | ($524,951.99) |
| 614109 | Faculty-Vacancy Credit Budget Pool | | $41,588.00 | ($41,588.00) |
| 614300 | Faculty-Teaching/Svc Merit Award | | $1,272.00 | ($1,272.00) |
| 615300 | Faculty-Summer | | $350,240.00 | ($350,240.00) |
| 615400 | Graduate Teaching Assistants | | $26,572.36 | ($26,572.36) |
| 615410 | Graduate Teaching Assistants-Summer | | $429.33 | ($429.33) |
| 616000 | Student Wages-Budget Pool | | $11,887.00 | ($11,887.00) |
| **Total Personnel Services** | | | **$1,541,626.04** | **($1,541,626.04)** |
| 621100 | Staff Benefits-Unclassified | | $146,946.95 | ($146,946.95) |
| 622100 | Staff Benefits-Classified/Exmt Hrly | | $46,821.66 | ($46,821.66) |
| 623100 | Staff Benefits-Faculty | | $134,387.71 | ($134,387.71) |
| 623200 | Staff Benefits-Faculty Part Time | | $46,231.68 | ($46,231.68) |
| **Total Benefits** | | | **$374,388.00** | **($374,388.00)** |
| 717000 | Budget Pool-Contracted Services | | $129,346.28 | ($129,346.28) |
| 730000 | Budget Pool-Supplies | | $25,541.00 | ($25,541.00) |
| 740000 | Budget Pool-Travel | | $22,447.00 | ($22,447.00) |
| 750000 | Budget Pool-Info & Communications | | $27,313.00 | ($27,313.00) |
| 760000 | Budget Pool-Maintenance & Repair | | $14,060.00 | ($14,060.00) |
| 773400 | Waivers-GA Academic In State | | $8,941.92 | ($8,941.92) |
| 773420 | Waivers-GA Summer In State | | $5,107.44 | ($5,107.44) |
| 773440 | Waivers-GTA Academic In State | | $17,883.84 | ($17,883.84) |
| 773460 | Waivers-GTA Summer In State | | $10,215.92 | ($10,215.92) |
| 774100 | Data Processing Equipmnt Use-Intrnl | | $157,829.21 | ($157,829.21) |
| 775000 | Budget Pool-Equipment Rental Charge | | $900.00 | ($900.00) |
| 777000 | Budget Pool-Other Miscellaneous | | $107,874.00 | ($107,874.00) |

Report Package: Operating Ledger
report created by: Cats

Dec 4, 2007 3:40:50 PM

# BUDGET REPORT

Organization: COSMA5
College of Science & Math Admin

Report Name: Budget Report by Account

Fiscal Year: 2007-08

| ACCOUNT | ACCOUNT_DESC | Revenue Dollars | Expense Dollars | Net Contribution |
|---|---|---|---|---|
| 777030 | Budget Pool-Balance Carryover Exp | | $33,848.42 | ($33,848.42) |
| **Total Operation** | | | **$561,308.03** | **($561,308.03)** |
| 879880 | Earning Support/Trsf-Debit | | $512,776.83 | ($512,776.83) |
| 879890 | Earning Support/Trsf-Credit | | ($7,988.00) | $7,988.00 |
| **Total Transfers** | | | **$504,788.83** | **($504,788.83)** |
| **Net Contribution (use) of Unallocated General: COSMA5** | | **$2,900.00** | **$2,982,110.90** | **($2,979,210.90)** |

Report Package: Operating Ledger
report created by: Cats

Dec 4, 2007 3:40:50 PM

# BUDGET REPORT

Organization: 260000

Report Name: Budget Report by Account

Dean's Office-Science & Mathematics

Fiscal Year: 2007-08

| ACCOUNT | ACCOUNT_DESC | Revenue Dollars | Expense Dollars | Net Contribution |
|---|---|---|---|---|
| 611100 | Unclassified-Contract | | $349,423.92 | ($349,423.92) |
| 612000 | Classified-Budget Pool | | $100,691.74 | ($100,691.74) |
| 612200 | NonExempt Unclassified Hourly | | $33,250.45 | ($33,250.45) |
| 614000 | Faculty-Budget Pool | | $511,744.99 | ($511,744.99) |
| 614300 | Faculty-Teaching/Svc Merit Award | | $1,272.00 | ($1,272.00) |
| 616000 | Student Wages-Budget Pool | | $350.00 | ($350.00) |
| **Total Personnel Services** | | | **$996,733.10** | **($996,733.10)** |
| 621100 | Staff Benefits-Unclassified | | $146,946.95 | ($146,946.95) |
| 622100 | Staff Benefits-Classified/Exmt Hrly | | $46,821.66 | ($46,821.66) |
| 623100 | Staff Benefits-Faculty | | $131,006.72 | ($131,006.72) |
| **Total Benefits** | | | **$324,775.33** | **($324,775.33)** |
| 717000 | Budget Pool-Contracted Services | | ($44,941.00) | $44,941.00 |
| 730000 | Budget Pool-Supplies | | $9,553.00 | ($9,553.00) |
| 740000 | Budget Pool-Travel | | $14,797.00 | ($14,797.00) |
| 750000 | Budget Pool-Info & Communications | | $16,751.00 | ($16,751.00) |
| 760000 | Budget Pool-Maintenance & Repair | | $8,060.00 | ($8,060.00) |
| 774100 | Data Processing Equipmnt Use-Intrnl | | $157,829.21 | ($157,829.21) |
| 777000 | Budget Pool-Other Miscellaneous | | $35,512.00 | ($35,512.00) |
| **Total Operation** | | | **$197,561.21** | **($197,561.21)** |
| **Net Contribution (use) of Unallocated General: 260000** | | | **$1,519,069.64** | **($1,519,069.64)** |

Report Package: Operating Ledger

report created by: Cats

Dec 4, 2007 3:42:57 PM

# BUDGET REPORT

Organization: 260002

Report Name: Budget Report by Account

Su/Adj Fac&GA/GTA-Dn Science & Math

Fiscal Year: 2007-08

| ACCOUNT | ACCOUNT_DESC | Revenue Dollars | Expense Dollars | Net Contribution |
|---|---|---|---|---|
| 611109 | Unclassified-Vacancy Credit BgtPool | | $83,608.00 | ($83,608.00) |
| 614109 | Faculty-Vacancy Credit Budget Pool | | $41,588.00 | ($41,588.00) |
| 615300 | Faculty-Summer | | $338,973.00 | ($338,973.00) |
| 615410 | Graduate Teaching Assistants-Summer | | $429.33 | ($429.33) |
| **Total Personnel Services** | | | **$464,598.33** | **($464,598.33)** |
| 623200 | Staff Benefits-Faculty Part Time | | $44,744.44 | ($44,744.44) |
| **Total Benefits** | | | **$44,744.44** | **($44,744.44)** |
| 717000 | Budget Pool-Contracted Services | | $170,783.28 | ($170,783.28) |
| 777000 | Budget Pool-Other Miscellaneous | | $62,964.00 | ($62,964.00) |
| **Total Operation** | | | **$233,747.28** | **($233,747.28)** |
| **Net Contribution (use) of Unallocated General: 260002** | | | **$743,090.05** | **($743,090.05)** |

Report Package: Operating Ledger

report created by: Cats

Dec 4, 2007 3:42:57 PM

# BUDGET REPORT

Organization: 260003

Report Name: Budget Report by Account

College Level Instructional Expend

Fiscal Year: 2007-08

| ACCOUNT | ACCOUNT_DESC | Revenue Dollars | Expense Dollars | Net Contribution |
|---|---|---|---|---|
| 611500 | Graduate Assistants | | $14,760.84 | ($14,760.84) |
| 611510 | Graduate Assistants-Summer | | $2,950.41 | ($2,950.41) |
| 615300 | Faculty-Summer | | $11,267.00 | ($11,267.00) |
| 616000 | Student Wages-Budget Pool | | $700.00 | ($700.00) |
| **Total Personnel Services** | | | **$29,678.25** | **($29,678.25)** |
| 623200 | Staff Benefits-Faculty Part Time | | $1,487.24 | ($1,487.24) |
| **Total Benefits** | | | **$1,487.24** | **($1,487.24)** |
| 773400 | Waivers-GA Academic In State | | $8,941.92 | ($8,941.92) |
| 773420 | Waivers-GA Summer In State | | $5,107.44 | ($5,107.44) |
| **Total Operation** | | | **$14,049.36** | **($14,049.36)** |
| **Net Contribution (use) of Unallocated General: 260003** | | | **$45,214.85** | **($45,214.85)** |

Report Package: Operating Ledger

report created by: Cats

Dec 4, 2007 3:42:57 PM

# BUDGET REPORT

Organization: 260004
Earnings Support-Science & Math

Report Name: Budget Report by Account

Fiscal Year: 2007-08

| ACCOUNT | ACCOUNT_DESC | Revenue Dollars | Expense Dollars | Net Contribution |
|---|---|---|---|---|
| 879880 | Earning Support/Trsf-Debit | | $512,776.83 | ($512,776.83) |
| Total Transfers | | | **$512,776.83** | **($512,776.83)** |
| Net Contribution (use) of Unallocated General: 260004 | | | **$512,776.83** | **($512,776.83)** |

Report Package: Operating Ledger
report created by: Cats

Dec 4, 2007 3:42:57 PM

# BUDGET REPORT

Organization: 260005
Biological Computing Initiative

Report Name: Budget Report by Account

Fiscal Year: 2007-08

| ACCOUNT | ACCOUNT_DESC | Revenue Dollars | Expense Dollars | Net Contribution |
|---|---|---|---|---|
| 616000 | Student Wages-Budget Pool | | $6,500.00 | ($6,500.00) |
| **Total Personnel Services** | | | **$6,500.00** | **($6,500.00)** |
| 717000 | Budget Pool-Contracted Services | | $3,000.00 | ($3,000.00) |
| 730000 | Budget Pool-Supplies | | $700.00 | ($700.00) |
| 750000 | Budget Pool-Info & Communications | | $800.00 | ($800.00) |
| **Total Operation** | | | **$4,500.00** | **($4,500.00)** |
| **Net Contribution (use) of Unallocated General: 260005** | | | **$11,000.00** | **($11,000.00)** |

Report Package: Operating Ledger
report created by: Cats

Dec 4, 2007 3:42:57 PM

# BUDGET REPORT

Organization: 260007
RIF-Premed Program

Report Name: Budget Report by Account

Fiscal Year: 2007-08

| ACCOUNT | ACCOUNT_DESC | Revenue Dollars | Expense Dollars | Net Contribution |
|---|---|---|---|---|
| 614000 | Faculty-Budget Pool | | $8,448.00 | ($8,448.00) |
| **Total Personnel Services** | | | **$8,448.00** | **($8,448.00)** |
| 623100 | Staff Benefits-Faculty | | $2,162.69 | ($2,162.69) |
| **Total Benefits** | | | **$2,162.69** | **($2,162.69)** |
| 740000 | Budget Pool-Travel | | $2,000.00 | ($2,000.00) |
| 750000 | Budget Pool-Info & Communications | | $2,000.00 | ($2,000.00) |
| 777000 | Budget Pool-Other Miscellaneous | | $200.00 | ($200.00) |
| **Total Operation** | | | **$4,200.00** | **($4,200.00)** |
| **Net Contribution (use) of Unallocated General: 260007** | | | **$14,810.69** | **($14,810.69)** |

# BUDGET REPORT

Organization: 260010
Microbiology/Immunology Grad Prog

Report Name: Budget Report by Account

Fiscal Year: 2007-08

| ACCOUNT | ACCOUNT_DESC | Revenue Dollars | Expense Dollars | Net Contribution |
|---|---|---|---|---|
| 614000 | Faculty-Budget Pool | | $4,759.00 | ($4,759.00) |
| 615400 | Graduate Teaching Assistants | | $26,572.36 | ($26,572.36) |
| 616000 | Student Wages-Budget Pool | | $4,337.00 | ($4,337.00) |
| **Total Personnel Services** | | | **$35,668.36** | **($35,668.36)** |
| 623100 | Staff Benefits-Faculty | | $1,218.30 | ($1,218.30) |
| **Total Benefits** | | | **$1,218.30** | **($1,218.30)** |
| 717000 | Budget Pool-Contracted Services | | $504.00 | ($504.00) |
| 730000 | Budget Pool-Supplies | | $13,108.00 | ($13,108.00) |
| 740000 | Budget Pool-Travel | | $3,200.00 | ($3,200.00) |
| 750000 | Budget Pool-Info & Communications | | $7,444.00 | ($7,444.00) |
| 760000 | Budget Pool-Maintenance & Repair | | $6,000.00 | ($6,000.00) |
| 773440 | Waivers-GTA Academic In State | | $17,883.84 | ($17,883.84) |
| 773460 | Waivers-GTA Summer In State | | $10,215.92 | ($10,215.92) |
| 777000 | Budget Pool-Other Miscellaneous | | $450.00 | ($450.00) |
| **Total Operation** | | | **$58,805.76** | **($58,805.76)** |
| **Net Contribution (use) of Unallocated General: 260010** | | | **$95,692.42** | **($95,692.42)** |

Report Package: Operating Ledger
report created by: Cats

Dec 4, 2007 3:42:57 PM

# BUDGET REPORT

Organization: 260011
Science & Mathematics

Report Name: Budget Report by Account

Fiscal Year: 2007-08

| ACCOUNT | ACCOUNT_DESC | Revenue Dollars | Expense Dollars | Net Contribution |
|---|---|---|---|---|
| 777000 | Budget Pool-Other Miscellaneous | | $3,708.00 | ($3,708.00) |
| 777030 | Budget Pool-Balance Carryover Exp | | $33,848.42 | ($33,848.42) |
| Total Operation | | | **$37,556.42** | **($37,556.42)** |
| Net Contribution (use) of Unallocated General: 260011 | | | **$37,556.42** | **($37,556.42)** |

Report Package: Operating Ledger
report created by: Cats

Dec 4, 2007 3:42:57 PM

# BUDGET REPORT

Organization: 260017
Junior Academy of Science

Report Name: Budget Report by Account

Fiscal Year: 2007-08

| ACCOUNT | ACCOUNT_DESC | Revenue Dollars | Expense Dollars | Net Contribution |
|---|---|---|---|---|
| 505250 | Departmental Sales & Service | $2,900.00 | | $2,900.00 |
| **Total Revenue** | | **$2,900.00** | | **$2,900.00** |
| 730000 | Budget Pool-Supplies | | $2,180.00 | ($2,180.00) |
| 740000 | Budget Pool-Travel | | $2,450.00 | ($2,450.00) |
| 750000 | Budget Pool-Info & Communications | | $318.00 | ($318.00) |
| 775000 | Budget Pool-Equipment Rental Charge | | $900.00 | ($900.00) |
| 777000 | Budget Pool-Other Miscellaneous | | $5,040.00 | ($5,040.00) |
| **Total Operation** | | | **$10,888.00** | **($10,888.00)** |
| 879890 | Earning Support/Trsf-Credit | | ($7,988.00) | $7,988.00 |
| **Total Transfers** | | | **($7,988.00)** | **$7,988.00** |
| **Net Contribution (use) of Unallocated General: 260017** | | **$2,900.00** | **$2,900.00** | **$0.00** |

Report Package: Operating Ledger
report created by: Cats

Dec 4, 2007 3:42:57 PM

# BUDGET REPORT

Organization: COSMA7
Wheatly Activity

Report Name: Budget Report by Account

Fiscal Year: 2007-08

| ACCOUNT | ACCOUNT_DESC | Revenue Dollars | Expense Dollars | Net Contribution |
|---|---|---|---|---|
| 611100 | Unclassified-Contract | | $55,717.11 | ($55,717.11) |
| **Total Personnel Services** | | | **$55,717.11** | **($55,717.11)** |
| 621100 | Staff Benefits-Unclassified | | $21,395.37 | ($21,395.37) |
| **Total Benefits** | | | **$21,395.37** | **($21,395.37)** |
| 774100 | Data Processing Equipmnt Use-Intrnl | | $339.05 | ($339.05) |
| **Total Operation** | | | **$339.05** | **($339.05)** |
| **Net Contribution (use) of Unallocated General: COSMA7** | | | **$77,451.53** | **($77,451.53)** |

Report Package: Operating Ledger
report created by: Cats

Dec 4, 2007 3:40:50 PM

# BUDGET REPORT

Organization: 260013
Wheatly Salary Offset

Report Name: Budget Report by Account

Fiscal Year: 2007-08

| ACCOUNT | ACCOUNT_DESC | Revenue Dollars | Expense Dollars | Net Contribution |
|---|---|---|---|---|
| 611100 | Unclassified-Contract | | $55,717.11 | ($55,717.11) |
| **Total Personnel Services** | | | **$55,717.11** | **($55,717.11)** |
| 621100 | Staff Benefits-Unclassified | | $21,395.37 | ($21,395.37) |
| **Total Benefits** | | | **$21,395.37** | **($21,395.37)** |
| 774100 | Data Processing Equipmnt Use-Intrnl | | $339.05 | ($339.05) |
| **Total Operation** | | | **$339.05** | **($339.05)** |
| **Net Contribution (use) of Unallocated General: 260013** | | | **$77,451.53** | **($77,451.53)** |

Report Package: Operating Ledger
report created by: Cats

Dec 4, 2007 3:42:57 PM

# BUDGET REPORT

Organization: EHH55
Environmental Health Programs

Report Name: Budget Report by Account

Fiscal Year: 2007-08

| ACCOUNT | ACCOUNT_DESC | Revenue Dollars | Expense Dollars | Net Contribution |
|---|---|---|---|---|
| 611100 | Unclassified-Contract | | $16,028.00 | ($16,028.00) |
| 612000 | Classified-Budget Pool | | $7,527.00 | ($7,527.00) |
| 614000 | Faculty-Budget Pool | | $132,227.72 | ($132,227.72) |
| 615000 | Faculty-Other Budget Pool | | $11,008.00 | ($11,008.00) |
| 616000 | Student Wages-Budget Pool | | $7,200.00 | ($7,200.00) |
| **Total Personnel Services** | | | **$173,990.72** | **($173,990.72)** |
| 621100 | Staff Benefits-Unclassified | | $6,154.75 | ($6,154.75) |
| 622100 | Staff Benefits-Classified/Exmt Hrly | | $3,500.06 | ($3,500.06) |
| 623100 | Staff Benefits-Faculty | | $33,850.30 | ($33,850.30) |
| 623200 | Staff Benefits-Faculty Part Time | | $1,453.06 | ($1,453.06) |
| **Total Benefits** | | | **$44,958.17** | **($44,958.17)** |
| 730000 | Budget Pool-Supplies | | $3,300.00 | ($3,300.00) |
| 740000 | Budget Pool-Travel | | $3,075.00 | ($3,075.00) |
| 750000 | Budget Pool-Info & Communications | | $7,650.00 | ($7,650.00) |
| 760000 | Budget Pool-Maintenance & Repair | | $675.00 | ($675.00) |
| 774100 | Data Processing Equipmnt Use-Intrnl | | $233.94 | ($233.94) |
| 794000 | Budget Pool-Capital Equipment | | $1,650.00 | ($1,650.00) |
| **Total Operation** | | | **$16,583.94** | **($16,583.94)** |
| **Net Contribution (use) of Unallocated General: EHH55** | | | **$235,532.83** | **($235,532.83)** |

Report Package: Operating Ledger
report created by: Cats

Dec 4, 2007 3:39:05 PM

# BUDGET REPORT

Organization: EHH555
Environmental Health Programs

Report Name: Budget Report by Account

Fiscal Year: 2007-08

| ACCOUNT | ACCOUNT_DESC | Revenue Dollars | Expense Dollars | Net Contribution |
|---|---|---|---|---|
| 611100 | Unclassified-Contract | | $16,028.00 | ($16,028.00) |
| 612000 | Classified-Budget Pool | | $7,527.00 | ($7,527.00) |
| 614000 | Faculty-Budget Pool | | $132,227.72 | ($132,227.72) |
| 615000 | Faculty-Other Budget Pool | | $11,008.00 | ($11,008.00) |
| 616000 | Student Wages-Budget Pool | | $7,200.00 | ($7,200.00) |
| **Total Personnel Services** | | | **$173,990.72** | **($173,990.72)** |
| 621100 | Staff Benefits-Unclassified | | $6,154.75 | ($6,154.75) |
| 622100 | Staff Benefits-Classified/Exmt Hrly | | $3,500.06 | ($3,500.06) |
| 623100 | Staff Benefits-Faculty | | $33,850.30 | ($33,850.30) |
| 623200 | Staff Benefits-Faculty Part Time | | $1,453.06 | ($1,453.06) |
| **Total Benefits** | | | **$44,958.17** | **($44,958.17)** |
| 730000 | Budget Pool-Supplies | | $3,300.00 | ($3,300.00) |
| 740000 | Budget Pool-Travel | | $3,075.00 | ($3,075.00) |
| 750000 | Budget Pool-Info & Communications | | $7,650.00 | ($7,650.00) |
| 760000 | Budget Pool-Maintenance & Repair | | $675.00 | ($675.00) |
| 774100 | Data Processing Equipmnt Use-Intrnl | | $233.94 | ($233.94) |
| 794000 | Budget Pool-Capital Equipment | | $1,650.00 | ($1,650.00) |
| **Total Operation** | | | **$16,583.94** | **($16,583.94)** |
| **Net Contribution (use) of Unallocated General: EHH555** | | | **$235,532.83** | **($235,532.83)** |

Report Package: Operating Ledger
report created by: Cats

Dec 4, 2007 3:40:50 PM

# BUDGET REPORT

Organization: 261400
Environmental Health Programs

Report Name: Budget Report by Account

Fiscal Year: 2007-08

| ACCOUNT | ACCOUNT_DESC | Revenue Dollars | Expense Dollars | Net Contribution |
|---|---|---|---|---|
| 611100 | Unclassified-Contract | | $16,028.00 | ($16,028.00) |
| 612000 | Classified-Budget Pool | | $7,527.00 | ($7,527.00) |
| 614000 | Faculty-Budget Pool | | $132,227.72 | ($132,227.72) |
| 615000 | Faculty-Other Budget Pool | | $11,008.00 | ($11,008.00) |
| 616000 | Student Wages-Budget Pool | | $7,200.00 | ($7,200.00) |
| **Total Personnel Services** | | | **$173,990.72** | **($173,990.72)** |
| 621100 | Staff Benefits-Unclassified | | $6,154.75 | ($6,154.75) |
| 622100 | Staff Benefits-Classified/Exmt Hrly | | $3,500.06 | ($3,500.06) |
| 623100 | Staff Benefits-Faculty | | $33,850.30 | ($33,850.30) |
| 623200 | Staff Benefits-Faculty Part Time | | $1,453.06 | ($1,453.06) |
| **Total Benefits** | | | **$44,958.17** | **($44,958.17)** |
| 730000 | Budget Pool-Supplies | | $3,300.00 | ($3,300.00) |
| 740000 | Budget Pool-Travel | | $3,075.00 | ($3,075.00) |
| 750000 | Budget Pool-Info & Communications | | $7,650.00 | ($7,650.00) |
| 760000 | Budget Pool-Maintenance & Repair | | $675.00 | ($675.00) |
| 774100 | Data Processing Equipmnt Use-Intrnl | | $233.94 | ($233.94) |
| 794000 | Budget Pool-Capital Equipment | | $1,650.00 | ($1,650.00) |
| **Total Operation** | | | **$16,583.94** | **($16,583.94)** |
| **Net Contribution (use) of Unallocated General: 261400** | | | **$235,532.83** | **($235,532.83)** |

Report Package: Operating Ledger
report created by: Cats

Dec 4, 2007 3:42:57 PM

# BUDGET REPORT

Organization: ENS55
Environmental Science

Report Name: Budget Report by Account

Fiscal Year: 2007-08

| ACCOUNT | ACCOUNT_DESC | Revenue Dollars | Expense Dollars | Net Contribution |
|---|---|---|---|---|
| 611800 | Graduate Research Assistants | | $149,574.17 | ($149,574.17) |
| 611810 | Graduate Research Assistants-Summer | | $45,791.78 | ($45,791.78) |
| 612000 | Classified-Budget Pool | | $22,331.19 | ($22,331.19) |
| 614000 | Faculty-Budget Pool | | $17,289.00 | ($17,289.00) |
| **Total Personnel Services** | | | **$234,986.14** | **($234,986.14)** |
| 622100 | Staff Benefits-Classified/Exmt Hrly | | $10,384.00 | ($10,384.00) |
| 623100 | Staff Benefits-Faculty | | $4,425.98 | ($4,425.98) |
| **Total Benefits** | | | **$14,809.98** | **($14,809.98)** |
| 730000 | Budget Pool-Supplies | | $2,700.00 | ($2,700.00) |
| 740000 | Budget Pool-Travel | | $1,000.00 | ($1,000.00) |
| 750000 | Budget Pool-Info & Communications | | $8,300.00 | ($8,300.00) |
| 773480 | Waivers-GRA Academic In State | | $89,659.94 | ($89,659.94) |
| 773500 | Waivers-GRA Summer In State | | $51,215.12 | ($51,215.12) |
| 774100 | Data Processing Equipmnt Use-Intrnl | | $5,679.05 | ($5,679.05) |
| **Total Operation** | | | **$158,554.11** | **($158,554.11)** |
| **Net Contribution (use) of Unallocated General: ENS55** | | | **$408,350.23** | **($408,350.23)** |

Report Package: Operating Ledger
report created by: Cats

Dec 4, 2007 3:39:05 PM

# BUDGET REPORT

Organization: ENS555
Environmental Science

Report Name: Budget Report by Account

Fiscal Year: 2007-08

| ACCOUNT | ACCOUNT_DESC | Revenue Dollars | Expense Dollars | Net Contribution |
|---|---|---|---|---|
| 611800 | Graduate Research Assistants | | $149,574.17 | ($149,574.17) |
| 611810 | Graduate Research Assistants-Summer | | $45,791.78 | ($45,791.78) |
| 612000 | Classified-Budget Pool | | $22,331.19 | ($22,331.19) |
| 614000 | Faculty-Budget Pool | | $17,289.00 | ($17,289.00) |
| **Total Personnel Services** | | | **$234,986.14** | **($234,986.14)** |
| 622100 | Staff Benefits-Classified/Exmt Hrly | | $10,384.00 | ($10,384.00) |
| 623100 | Staff Benefits-Faculty | | $4,425.98 | ($4,425.98) |
| **Total Benefits** | | | **$14,809.98** | **($14,809.98)** |
| 730000 | Budget Pool-Supplies | | $2,700.00 | ($2,700.00) |
| 740000 | Budget Pool-Travel | | $1,000.00 | ($1,000.00) |
| 750000 | Budget Pool-Info & Communications | | $8,300.00 | ($8,300.00) |
| 773480 | Waivers-GRA Academic In State | | $89,659.94 | ($89,659.94) |
| 773500 | Waivers-GRA Summer In State | | $51,215.12 | ($51,215.12) |
| 774100 | Data Processing Equipmnt Use-Intrnl | | $5,679.05 | ($5,679.05) |
| **Total Operation** | | | **$158,554.11** | **($158,554.11)** |
| **Net Contribution (use) of Unallocated General: ENS555** | | | **$408,350.23** | **($408,350.23)** |

Report Package: Operating Ledger
report created by: Cats

Dec 4, 2007 3:40:50 PM

# BUDGET REPORT

Organization: 261800
Environmental Science PhD Program

Report Name: Budget Report by Account

Fiscal Year: 2007-08

| ACCOUNT | ACCOUNT_DESC | Revenue Dollars | Expense Dollars | Net Contribution |
|---|---|---|---|---|
| 612000 | Classified-Budget Pool | | $22,331.19 | ($22,331.19) |
| 614000 | Faculty-Budget Pool | | $17,289.00 | ($17,289.00) |
| Total Personnel Services | | | **$39,620.19** | **($39,620.19)** |
| 622100 | Staff Benefits-Classified/Exmt Hrly | | $10,384.00 | ($10,384.00) |
| 623100 | Staff Benefits-Faculty | | $4,425.98 | ($4,425.98) |
| Total Benefits | | | **$14,809.98** | **($14,809.98)** |
| 730000 | Budget Pool-Supplies | | $2,700.00 | ($2,700.00) |
| 740000 | Budget Pool-Travel | | $1,000.00 | ($1,000.00) |
| 750000 | Budget Pool-Info & Communications | | $8,300.00 | ($8,300.00) |
| 774100 | Data Processing Equipmnt Use-Intrnl | | $5,679.05 | ($5,679.05) |
| Total Operation | | | **$17,679.05** | **($17,679.05)** |
| Net Contribution (use) of Unallocated General: 261800 | | | **$72,109.22** | **($72,109.22)** |

Report Package: Operating Ledger
report created by: Cats

Dec 4, 2007 3:42:57 PM

# BUDGET REPORT

Organization: 261803
Fellowships-Environmental Science

Report Name: Budget Report by Account

Fiscal Year: 2007-08

| ACCOUNT | ACCOUNT_DESC | Revenue Dollars | Expense Dollars | Net Contribution |
|---|---|---|---|---|
| 611800 | Graduate Research Assistants | | $149,574.17 | ($149,574.17) |
| 611810 | Graduate Research Assistants-Summer | | $45,791.78 | ($45,791.78) |
| Total Personnel Services | | | **$195,365.95** | **($195,365.95)** |
| 773480 | Waivers-GRA Academic In State | | $89,659.94 | ($89,659.94) |
| 773500 | Waivers-GRA Summer In State | | $51,215.12 | ($51,215.12) |
| Total Operation | | | **$140,875.06** | **($140,875.06)** |
| Net Contribution (use) of Unallocated General: 261803 | | | **$336,241.01** | **($336,241.01)** |

Report Package: Operating Ledger
report created by: Cats

Dec 4, 2007 3:42:57 PM

# BUDGET REPORT

Organization: ESM55
Electronic Shop-COSM

Report Name: Budget Report by Account

Fiscal Year: 2007-08

| ACCOUNT | ACCOUNT_DESC | Revenue Dollars | Expense Dollars | Net Contribution |
|---|---|---|---|---|
| 505250 | Departmental Sales & Service | $3,000.00 | | $3,000.00 |
| **Total Revenue** | | **$3,000.00** | | **$3,000.00** |
| 611100 | Unclassified-Contract | | $140,046.66 | ($140,046.66) |
| 612000 | Classified-Budget Pool | | $12,505.00 | ($12,505.00) |
| 616000 | Student Wages-Budget Pool | | $7,500.00 | ($7,500.00) |
| **Total Personnel Services** | | | **$160,051.66** | **($160,051.66)** |
| 621100 | Staff Benefits-Unclassified | | $53,777.91 | ($53,777.91) |
| 622100 | Staff Benefits-Classified/Exmt Hrly | | $5,814.83 | ($5,814.83) |
| **Total Benefits** | | | **$59,592.74** | **($59,592.74)** |
| 717000 | Budget Pool-Contracted Services | | $714.00 | ($714.00) |
| 730000 | Budget Pool-Supplies | | $35,000.00 | ($35,000.00) |
| 737930 | Cost Recovery-Supplies | | ($31,000.00) | $31,000.00 |
| 740000 | Budget Pool-Travel | | $4,500.00 | ($4,500.00) |
| 750000 | Budget Pool-Info & Communications | | $3,891.00 | ($3,891.00) |
| 760000 | Budget Pool-Maintenance & Repair | | $10,000.00 | ($10,000.00) |
| 767930 | Cost Recovery-Maintenance & Repair | | ($54,000.00) | $54,000.00 |
| 774100 | Data Processing Equipmnt Use-Intrnl | | $813.72 | ($813.72) |
| 794000 | Budget Pool-Capital Equipment | | $2,004.00 | ($2,004.00) |
| **Total Operation** | | | **($28,077.28)** | **$28,077.28** |
| 879300 | Plant O&M Cost Allocatn E&G-Debit | | $26,163.55 | ($26,163.55) |
| 879890 | Earning Support/Trsf-Credit | | ($221,015.26) | $221,015.26 |
| **Total Transfers** | | | **($194,851.71)** | **$194,851.71** |
| **Net Contribution (use) of Unallocated General: ESM55** | | **$3,000.00** | **($3,284.59)** | **$6,284.59** |

Report Package: Operating Ledger
report created by: Cats

Dec 4, 2007 3:39:05 PM

# BUDGET REPORT

Organization: ESM555
Electronic Shop-COSM

Report Name: Budget Report by Account

Fiscal Year: 2007-08

| ACCOUNT | ACCOUNT_DESC | Revenue Dollars | Expense Dollars | Net Contribution |
|---|---|---|---|---|
| 505250 | Departmental Sales & Service | $3,000.00 | | $3,000.00 |
| **Total Revenue** | | **$3,000.00** | | **$3,000.00** |
| 611100 | Unclassified-Contract | | $140,046.66 | ($140,046.66) |
| 612000 | Classified-Budget Pool | | $12,505.00 | ($12,505.00) |
| 616000 | Student Wages-Budget Pool | | $7,500.00 | ($7,500.00) |
| **Total Personnel Services** | | | **$160,051.66** | **($160,051.66)** |
| 621100 | Staff Benefits-Unclassified | | $53,777.91 | ($53,777.91) |
| 622100 | Staff Benefits-Classified/Exmt Hrly | | $5,814.83 | ($5,814.83) |
| **Total Benefits** | | | **$59,592.74** | **($59,592.74)** |
| 717000 | Budget Pool-Contracted Services | | $714.00 | ($714.00) |
| 730000 | Budget Pool-Supplies | | $35,000.00 | ($35,000.00) |
| 737930 | Cost Recovery-Supplies | | ($31,000.00) | $31,000.00 |
| 740000 | Budget Pool-Travel | | $4,500.00 | ($4,500.00) |
| 750000 | Budget Pool-Info & Communications | | $3,891.00 | ($3,891.00) |
| 760000 | Budget Pool-Maintenance & Repair | | $10,000.00 | ($10,000.00) |
| 767930 | Cost Recovery-Maintenance & Repair | | ($54,000.00) | $54,000.00 |
| 774100 | Data Processing Equipmnt Use-Intrnl | | $813.72 | ($813.72) |
| 794000 | Budget Pool-Capital Equipment | | $2,004.00 | ($2,004.00) |
| **Total Operation** | | | **($28,077.28)** | **$28,077.28** |
| 879300 | Plant O&M Cost Allocatn E&G-Debit | | $26,163.55 | ($26,163.55) |
| 879890 | Earning Support/Trsf-Credit | | ($221,015.26) | $221,015.26 |
| **Total Transfers** | | | **($194,851.71)** | **$194,851.71** |
| **Net Contribution (use) of Unallocated General: ESM555** | | **$3,000.00** | **($3,284.59)** | **$6,284.59** |

Report Package: Operating Ledger
report created by: Cats

Dec 4, 2007 3:40:50 PM

# BUDGET REPORT

Organization: 261100
R/E Electronic Shop-COSM

Report Name: Budget Report by Account

Fiscal Year: 2007-08

| ACCOUNT | ACCOUNT_DESC | Revenue Dollars | Expense Dollars | Net Contribution |
|---|---|---|---|---|
| 505250 | Departmental Sales & Service | $3,000.00 | | $3,000.00 |
| **Total Revenue** | | **$3,000.00** | | **$3,000.00** |
| 611100 | Unclassified-Contract | | $140,046.66 | ($140,046.66) |
| 612000 | Classified-Budget Pool | | $12,505.00 | ($12,505.00) |
| 616000 | Student Wages-Budget Pool | | $7,500.00 | ($7,500.00) |
| **Total Personnel Services** | | | **$160,051.66** | **($160,051.66)** |
| 621100 | Staff Benefits-Unclassified | | $53,777.91 | ($53,777.91) |
| 622100 | Staff Benefits-Classified/Exmt Hrly | | $5,814.83 | ($5,814.83) |
| **Total Benefits** | | | **$59,592.74** | **($59,592.74)** |
| 717000 | Budget Pool-Contracted Services | | $714.00 | ($714.00) |
| 730000 | Budget Pool-Supplies | | $35,000.00 | ($35,000.00) |
| 737930 | Cost Recovery-Supplies | | ($31,000.00) | $31,000.00 |
| 740000 | Budget Pool-Travel | | $4,500.00 | ($4,500.00) |
| 750000 | Budget Pool-Info & Communications | | $3,891.00 | ($3,891.00) |
| 760000 | Budget Pool-Maintenance & Repair | | $10,000.00 | ($10,000.00) |
| 767930 | Cost Recovery-Maintenance & Repair | | ($54,000.00) | $54,000.00 |
| 774100 | Data Processing Equipmnt Use-Intrnl | | $813.72 | ($813.72) |
| 794000 | Budget Pool-Capital Equipment | | $2,004.00 | ($2,004.00) |
| **Total Operation** | | | **($28,077.28)** | **$28,077.28** |
| 879300 | Plant O&M Cost Allocatn E&G-Debit | | $26,163.55 | ($26,163.55) |
| 879890 | Earning Support/Trsf-Credit | | ($221,015.26) | $221,015.26 |
| **Total Transfers** | | | **($194,851.71)** | **$194,851.71** |
| **Net Contribution (use) of Unallocated General: 261100** | | **$3,000.00** | **($3,284.59)** | **$6,284.59** |

Report Package: Operating Ledger
report created by: Cats

Dec 4, 2007 3:42:57 PM

# BUDGET REPORT

Organization: GLY55
Geological Sciences

Report Name: Budget Report by Account

Fiscal Year: 2007-08

| ACCOUNT | ACCOUNT_DESC | Revenue Dollars | Expense Dollars | Net Contribution |
|---|---|---|---|---|
| 502200 | Laboratory Fees | $45,000.00 | | $45,000.00 |
| **Total Revenue** | | **$45,000.00** | | **$45,000.00** |
| 611100 | Unclassified-Contract | | $94,924.64 | ($94,924.64) |
| 611500 | Graduate Assistants | | $41,518.76 | ($41,518.76) |
| 612000 | Classified-Budget Pool | | $58,337.66 | ($58,337.66) |
| 612200 | NonExempt Unclassified Hourly | | $16,279.15 | ($16,279.15) |
| 614000 | Faculty-Budget Pool | | $1,059,655.71 | ($1,059,655.71) |
| 615000 | Faculty-Other Budget Pool | | $3,468.00 | ($3,468.00) |
| 615300 | Faculty-Summer | | $128,000.00 | ($128,000.00) |
| 615400 | Graduate Teaching Assistants | | $133,049.57 | ($133,049.57) |
| 616000 | Student Wages-Budget Pool | | $7,241.00 | ($7,241.00) |
| **Total Personnel Services** | | | **$1,542,474.49** | **($1,542,474.49)** |
| 621100 | Staff Benefits-Unclassified | | $36,633.14 | ($36,633.14) |
| 622100 | Staff Benefits-Classified/Exmt Hrly | | $33,196.14 | ($33,196.14) |
| 623100 | Staff Benefits-Faculty | | $271,271.86 | ($271,271.86) |
| 623200 | Staff Benefits-Faculty Part Time | | $17,353.78 | ($17,353.78) |
| **Total Benefits** | | | **$358,454.92** | **($358,454.92)** |
| 717000 | Budget Pool-Contracted Services | | $900.00 | ($900.00) |
| 730000 | Budget Pool-Supplies | | $61,900.00 | ($61,900.00) |
| 740000 | Budget Pool-Travel | | $40,186.00 | ($40,186.00) |
| 750000 | Budget Pool-Info & Communications | | $30,886.00 | ($30,886.00) |
| 760000 | Budget Pool-Maintenance & Repair | | $12,500.00 | ($12,500.00) |
| 770100 | Insurance | | $6,000.00 | ($6,000.00) |
| 773400 | Waivers-GA Academic In State | | $44,710.64 | ($44,710.64) |
| 773420 | Waivers-GA Summer In State | | $25,539.28 | ($25,539.28) |
| 773440 | Waivers-GTA Academic In State | | $89,421.28 | ($89,421.28) |
| 773460 | Waivers-GTA Summer In State | | $51,078.56 | ($51,078.56) |
| 774100 | Data Processing Equipmnt Use-Intrnl | | $23,580.78 | ($23,580.78) |
| 777000 | Budget Pool-Other Miscellaneous | | $1,600.00 | ($1,600.00) |
| **Total Operation** | | | **$388,302.54** | **($388,302.54)** |
| **Net Contribution (use) of Unallocated General: GLY55** | | **$45,000.00** | **$2,289,231.95** | **($2,244,231.95)** |

Report Package: Operating Ledger
report created by: Cats

Dec 4, 2007 3:39:05 PM

# BUDGET REPORT

Organization: GLY551
Geological Sciences Admin

Report Name: Budget Report by Account

Fiscal Year: 2007-08

| ACCOUNT | ACCOUNT_DESC | Revenue Dollars | Expense Dollars | Net Contribution |
|---|---|---|---|---|
| 502200 | Laboratory Fees | $45,000.00 | | $45,000.00 |
| **Total Revenue** | | **$45,000.00** | | **$45,000.00** |
| 611100 | Unclassified-Contract | | $94,924.64 | ($94,924.64) |
| 611500 | Graduate Assistants | | $41,518.76 | ($41,518.76) |
| 612000 | Classified-Budget Pool | | $58,337.66 | ($58,337.66) |
| 612200 | NonExempt Unclassified Hourly | | $16,279.15 | ($16,279.15) |
| 614000 | Faculty-Budget Pool | | $1,059,655.71 | ($1,059,655.71) |
| 615000 | Faculty-Other Budget Pool | | $3,468.00 | ($3,468.00) |
| 615300 | Faculty-Summer | | $128,000.00 | ($128,000.00) |
| 615400 | Graduate Teaching Assistants | | $133,049.57 | ($133,049.57) |
| 616000 | Student Wages-Budget Pool | | $7,241.00 | ($7,241.00) |
| **Total Personnel Services** | | | **$1,542,474.49** | **($1,542,474.49)** |
| 621100 | Staff Benefits-Unclassified | | $36,633.14 | ($36,633.14) |
| 622100 | Staff Benefits-Classified/Exmt Hrly | | $33,196.14 | ($33,196.14) |
| 623100 | Staff Benefits-Faculty | | $271,271.86 | ($271,271.86) |
| 623200 | Staff Benefits-Faculty Part Time | | $17,353.78 | ($17,353.78) |
| **Total Benefits** | | | **$358,454.92** | **($358,454.92)** |
| 717000 | Budget Pool-Contracted Services | | $900.00 | ($900.00) |
| 730000 | Budget Pool-Supplies | | $61,900.00 | ($61,900.00) |
| 740000 | Budget Pool-Travel | | $40,186.00 | ($40,186.00) |
| 750000 | Budget Pool-Info & Communications | | $30,886.00 | ($30,886.00) |
| 760000 | Budget Pool-Maintenance & Repair | | $12,500.00 | ($12,500.00) |
| 770100 | Insurance | | $6,000.00 | ($6,000.00) |
| 773400 | Waivers-GA Academic In State | | $44,710.64 | ($44,710.64) |
| 773420 | Waivers-GA Summer In State | | $25,539.28 | ($25,539.28) |
| 773440 | Waivers-GTA Academic In State | | $89,421.28 | ($89,421.28) |
| 773460 | Waivers-GTA Summer In State | | $51,078.56 | ($51,078.56) |
| 774100 | Data Processing Equipmnt Use-Intrnl | | $23,580.78 | ($23,580.78) |
| 777000 | Budget Pool-Other Miscellaneous | | $1,600.00 | ($1,600.00) |
| **Total Operation** | | | **$388,302.54** | **($388,302.54)** |
| **Net Contribution (use) of Unallocated General: GLY551** | | **$45,000.00** | **$2,289,231.95** | **($2,244,231.95)** |

Report Package: Operating Ledger
report created by: Cats

Dec 4, 2007 3:40:50 PM

# BUDGET REPORT

Organization: 262300
Geological Sciences

Report Name: Budget Report by Account

Fiscal Year: 2007-08

| ACCOUNT | ACCOUNT_DESC | Revenue Dollars | Expense Dollars | Net Contribution |
|---|---|---|---|---|
| 611100 | Unclassified-Contract | | $94,924.64 | ($94,924.64) |
| 612000 | Classified-Budget Pool | | $58,337.66 | ($58,337.66) |
| 612200 | NonExempt Unclassified Hourly | | $16,279.15 | ($16,279.15) |
| 614000 | Faculty-Budget Pool | | $1,059,655.71 | ($1,059,655.71) |
| 616000 | Student Wages-Budget Pool | | $7,241.00 | ($7,241.00) |
| **Total Personnel Services** | | | **$1,236,438.16** | **($1,236,438.16)** |
| 621100 | Staff Benefits-Unclassified | | $36,633.14 | ($36,633.14) |
| 622100 | Staff Benefits-Classified/Exmt Hrly | | $33,196.14 | ($33,196.14) |
| 623100 | Staff Benefits-Faculty | | $271,271.86 | ($271,271.86) |
| **Total Benefits** | | | **$341,101.14** | **($341,101.14)** |
| 717000 | Budget Pool-Contracted Services | | $900.00 | ($900.00) |
| 730000 | Budget Pool-Supplies | | $21,900.00 | ($21,900.00) |
| 740000 | Budget Pool-Travel | | $13,186.00 | ($13,186.00) |
| 750000 | Budget Pool-Info & Communications | | $30,886.00 | ($30,886.00) |
| 760000 | Budget Pool-Maintenance & Repair | | $5,500.00 | ($5,500.00) |
| 774100 | Data Processing Equipmnt Use-Intrnl | | $23,506.19 | ($23,506.19) |
| 777000 | Budget Pool-Other Miscellaneous | | $1,600.00 | ($1,600.00) |
| **Total Operation** | | | **$97,478.19** | **($97,478.19)** |
| **Net Contribution (use) of Unallocated General: 262300** | | | **$1,675,017.49** | **($1,675,017.49)** |

Report Package: Operating Ledger
report created by: Cats

Dec 4, 2007 3:42:57 PM

# BUDGET REPORT

Organization: 262302

Report Name: Budget Report by Account

Summer/Adj Fac & GA/GTA-Geolog Sci

Fiscal Year: 2007-08

| ACCOUNT | ACCOUNT_DESC | Revenue Dollars | Expense Dollars | Net Contribution |
|---|---|---|---|---|
| 611500 | Graduate Assistants | | $41,518.76 | ($41,518.76) |
| 615000 | Faculty-Other Budget Pool | | $3,468.00 | ($3,468.00) |
| 615300 | Faculty-Summer | | $128,000.00 | ($128,000.00) |
| 615400 | Graduate Teaching Assistants | | $133,049.57 | ($133,049.57) |
| **Total Personnel Services** | | | **$306,036.33** | **($306,036.33)** |
| 623200 | Staff Benefits-Faculty Part Time | | $17,353.78 | ($17,353.78) |
| **Total Benefits** | | | **$17,353.78** | **($17,353.78)** |
| 773400 | Waivers-GA Academic In State | | $44,710.64 | ($44,710.64) |
| 773420 | Waivers-GA Summer In State | | $25,539.28 | ($25,539.28) |
| 773440 | Waivers-GTA Academic In State | | $89,421.28 | ($89,421.28) |
| 773460 | Waivers-GTA Summer In State | | $51,078.56 | ($51,078.56) |
| 774100 | Data Processing Equipmnt Use-Intrnl | | $74.59 | ($74.59) |
| **Total Operation** | | | **$210,824.35** | **($210,824.35)** |
| **Net Contribution (use) of Unallocated General: 262302** | | | **$534,214.46** | **($534,214.46)** |

Report Package: Operating Ledger

report created by: Cats

Dec 4, 2007 3:42:57 PM

# BUDGET REPORT

Organization: 262303
Geological Sciences-Vehicle Operatn

Report Name: Budget Report by Account

Fiscal Year: 2007-08

| ACCOUNT | ACCOUNT_DESC | Revenue Dollars | Expense Dollars | Net Contribution |
|---|---|---|---|---|
| 740000 | Budget Pool-Travel | | $12,000.00 | ($12,000.00) |
| 760000 | Budget Pool-Maintenance & Repair | | $7,000.00 | ($7,000.00) |
| 770100 | Insurance | | $6,000.00 | ($6,000.00) |
| Total Operation | | | **$25,000.00** | **($25,000.00)** |
| Net Contribution (use) of Unallocated General: 262303 | | | **$25,000.00** | **($25,000.00)** |

Report Package: Operating Ledger
report created by: Cats

Dec 4, 2007 3:42:57 PM

# BUDGET REPORT

Organization: 262307

Report Name: Budget Report by Account

Geological Sciences-Lab Fee Rev&Exp

Fiscal Year: 2007-08

| ACCOUNT | ACCOUNT_DESC | Revenue Dollars | Expense Dollars | Net Contribution |
|---|---|---|---|---|
| 502200 | Laboratory Fees | $30,000.00 | | $30,000.00 |
| **Total Revenue** | | **$30,000.00** | | **$30,000.00** |
| 730000 | Budget Pool-Supplies | | $40,000.00 | ($40,000.00) |
| **Total Operation** | | | **$40,000.00** | **($40,000.00)** |
| **Net Contribution (use) of Unallocated General: 262307** | | **$30,000.00** | **$40,000.00** | **($10,000.00)** |

Report Package: Operating Ledger

report created by: Cats

Dec 4, 2007 3:42:57 PM

# BUDGET REPORT

Organization: 262309
Geological Sciences-Field Trip Trvl

Report Name: Budget Report by Account

Fiscal Year: 2007-08

| ACCOUNT | ACCOUNT_DESC | Revenue Dollars | Expense Dollars | Net Contribution |
|---|---|---|---|---|
| 502200 | Laboratory Fees | $15,000.00 | | $15,000.00 |
| **Total Revenue** | | **$15,000.00** | | **$15,000.00** |
| 740000 | Budget Pool-Travel | | $15,000.00 | ($15,000.00) |
| **Total Operation** | | | **$15,000.00** | **($15,000.00)** |
| **Net Contribution (use) of Unallocated General: 262309** | | **$15,000.00** | **$15,000.00** | **$0.00** |

Report Package: Operating Ledger
report created by: Cats

Dec 4, 2007 3:42:57 PM

# BUDGET REPORT

Organization: IEQ55

Report Name: Budget Report by Account

Institute for Environmental Quality

Fiscal Year: 2007-08

| ACCOUNT | ACCOUNT_DESC | Revenue Dollars | Expense Dollars | Net Contribution |
|---|---|---|---|---|
| 611100 | Unclassified-Contract | | $26,150.32 | ($26,150.32) |
| 612000 | Classified-Budget Pool | | $8,211.00 | ($8,211.00) |
| 614000 | Faculty-Budget Pool | | $5,711.04 | ($5,711.04) |
| 616000 | Student Wages-Budget Pool | | $3,228.00 | ($3,228.00) |
| Total Personnel Services | | | **$43,300.36** | **($43,300.36)** |
| 621100 | Staff Benefits-Unclassified | | $10,041.72 | ($10,041.72) |
| 622100 | Staff Benefits-Classified/Exmt Hrly | | $3,818.12 | ($3,818.12) |
| 623100 | Staff Benefits-Faculty | | $1,462.03 | ($1,462.03) |
| Total Benefits | | | **$15,321.87** | **($15,321.87)** |
| 750000 | Budget Pool-Info & Communications | | $2,500.00 | ($2,500.00) |
| 777030 | Budget Pool-Balance Carryover Exp | | ($33,848.42) | $33,848.42 |
| Total Operation | | | **($31,348.42)** | **$31,348.42** |
| Net Contribution (use) of Unallocated General: IEQ55 | | | **$27,273.81** | **($27,273.81)** |

Report Package: Operating Ledger

report created by: Cats

Dec 4, 2007 3:39:05 PM

# BUDGET REPORT

Organization: IEQ555

Institute for Environmental Quality

Report Name: Budget Report by Account

Fiscal Year: 2007-08

| ACCOUNT | ACCOUNT_DESC | Revenue Dollars | Expense Dollars | Net Contribution |
|---|---|---|---|---|
| 611100 | Unclassified-Contract | | $26,150.32 | ($26,150.32) |
| 612000 | Classified-Budget Pool | | $8,211.00 | ($8,211.00) |
| 614000 | Faculty-Budget Pool | | $5,711.04 | ($5,711.04) |
| 616000 | Student Wages-Budget Pool | | $3,228.00 | ($3,228.00) |
| **Total Personnel Services** | | | **$43,300.36** | **($43,300.36)** |
| 621100 | Staff Benefits-Unclassified | | $10,041.72 | ($10,041.72) |
| 622100 | Staff Benefits-Classified/Exmt Hrly | | $3,818.12 | ($3,818.12) |
| 623100 | Staff Benefits-Faculty | | $1,462.03 | ($1,462.03) |
| **Total Benefits** | | | **$15,321.87** | **($15,321.87)** |
| 750000 | Budget Pool-Info & Communications | | $2,500.00 | ($2,500.00) |
| 777030 | Budget Pool-Balance Carryover Exp | | ($33,848.42) | $33,848.42 |
| **Total Operation** | | | **($31,348.42)** | **$31,348.42** |
| **Net Contribution (use) of Unallocated General: IEQ555** | | | **$27,273.81** | **($27,273.81)** |

Report Package: Operating Ledger

report created by: Cats

Dec 4, 2007 3:40:50 PM

# BUDGET REPORT

Organization: 262000
Residuals-Institute for Envir Qual

Report Name: Budget Report by Account

Fiscal Year: 2007-08

| ACCOUNT | ACCOUNT_DESC | Revenue Dollars | Expense Dollars | Net Contribution |
|---|---|---|---|---|
| 612000 | Classified-Budget Pool | | $686.00 | ($686.00) |
| **Total Personnel Services** | | | **$686.00** | **($686.00)** |
| 622100 | Staff Benefits-Classified/Exmt Hrly | | $318.99 | ($318.99) |
| **Total Benefits** | | | **$318.99** | **($318.99)** |
| **Net Contribution (use) of Unallocated General: 262000** | | | **$1,004.99** | **($1,004.99)** |

Report Package: Operating Ledger
report created by: Cats

Dec 4, 2007 3:42:57 PM

# BUDGET REPORT

Organization: 262003

Report Name: Budget Report by Account

Institute For Environmental Quality

Fiscal Year: 2007-08

| ACCOUNT | ACCOUNT_DESC | Revenue Dollars | Expense Dollars | Net Contribution |
|---|---|---|---|---|
| 611100 | Unclassified-Contract | | $26,150.32 | ($26,150.32) |
| 612000 | Classified-Budget Pool | | $7,525.00 | ($7,525.00) |
| 614000 | Faculty-Budget Pool | | $47,375.04 | ($47,375.04) |
| 616000 | Student Wages-Budget Pool | | $3,228.00 | ($3,228.00) |
| **Total Personnel Services** | | | **$84,278.36** | **($84,278.36)** |
| 621100 | Staff Benefits-Unclassified | | $10,041.72 | ($10,041.72) |
| 622100 | Staff Benefits-Classified/Exmt Hrly | | $3,499.13 | ($3,499.13) |
| 623100 | Staff Benefits-Faculty | | $12,128.01 | ($12,128.01) |
| **Total Benefits** | | | **$25,668.86** | **($25,668.86)** |
| 750000 | Budget Pool-Info & Communications | | $2,500.00 | ($2,500.00) |
| **Total Operation** | | | **$2,500.00** | **($2,500.00)** |
| **Net Contribution (use) of Unallocated General: 262003** | | | **$112,447.22** | **($112,447.22)** |

Report Package: Operating Ledger

report created by: Cats

Dec 4, 2007 3:42:57 PM

# BUDGET REPORT

Organization: 262005

Report Name: Budget Report by Account

Institute For Environmental Quality

Fiscal Year: 2007-08

| ACCOUNT | ACCOUNT_DESC | Revenue Dollars | Expense Dollars | Net Contribution |
|---|---|---|---|---|
| 614000 | Faculty-Budget Pool | | ($41,664.00) | $41,664.00 |
| **Total Personnel Services** | | | **($41,664.00)** | **$41,664.00** |
| 623100 | Staff Benefits-Faculty | | ($10,665.98) | $10,665.98 |
| **Total Benefits** | | | **($10,665.98)** | **$10,665.98** |
| 777030 | Budget Pool-Balance Carryover Exp | | ($33,848.42) | $33,848.42 |
| **Total Operation** | | | **($33,848.42)** | **$33,848.42** |
| **Net Contribution (use) of Unallocated General: 262005** | | | **($86,178.40)** | **$86,178.40** |

Report Package: Operating Ledger
report created by: Cats

Dec 4, 2007 3:42:57 PM

# BUDGET REPORT

Organization: ISM55
Instrument Shop-COSM

Report Name: Budget Report by Account

Fiscal Year: 2007-08

| ACCOUNT | ACCOUNT_DESC | Revenue Dollars | Expense Dollars | Net Contribution |
|---|---|---|---|---|
| 611100 | Unclassified-Contract | | $25,777.07 | ($25,777.07) |
| 612200 | NonExempt Unclassified Hourly | | $24,327.23 | ($24,327.23) |
| **Total Personnel Services** | | | **$50,104.30** | **($50,104.30)** |
| 621100 | Staff Benefits-Unclassified | | $19,240.05 | ($19,240.05) |
| **Total Benefits** | | | **$19,240.05** | **($19,240.05)** |
| 717000 | Budget Pool-Contracted Services | | $29.00 | ($29.00) |
| 774100 | Data Processing Equipmnt Use-Intrnl | | $271.24 | ($271.24) |
| **Total Operation** | | | **$300.24** | **($300.24)** |
| 879890 | Earning Support/Trsf-Credit | | ($69,645.53) | $69,645.53 |
| **Total Transfers** | | | **($69,645.53)** | **$69,645.53** |
| **Net Contribution (use) of Unallocated General: ISM55** | | | **($0.94)** | **$0.94** |

Report Package: Operating Ledger
report created by: Cats

Dec 4, 2007 3:39:05 PM

# BUDGET REPORT

Organization: ISM555
Instrument Shop-COSM

Report Name: Budget Report by Account

Fiscal Year: 2007-08

| ACCOUNT | ACCOUNT_DESC | Revenue Dollars | Expense Dollars | Net Contribution |
|---|---|---|---|---|
| 611100 | Unclassified-Contract | | $25,777.07 | ($25,777.07) |
| 612200 | NonExempt Unclassified Hourly | | $24,327.23 | ($24,327.23) |
| **Total Personnel Services** | | | **$50,104.30** | **($50,104.30)** |
| 621100 | Staff Benefits-Unclassified | | $19,240.05 | ($19,240.05) |
| **Total Benefits** | | | **$19,240.05** | **($19,240.05)** |
| 717000 | Budget Pool-Contracted Services | | $29.00 | ($29.00) |
| 774100 | Data Processing Equipmnt Use-Intrnl | | $271.24 | ($271.24) |
| **Total Operation** | | | **$300.24** | **($300.24)** |
| 879890 | Earning Support/Trsf-Credit | | ($69,645.53) | $69,645.53 |
| **Total Transfers** | | | **($69,645.53)** | **$69,645.53** |
| **Net Contribution (use) of Unallocated General: ISM555** | | | **($0.94)** | **$0.94** |

Report Package: Operating Ledger
report created by: Cats

Dec 4, 2007 3:40:50 PM

# BUDGET REPORT

Organization: 261200
R/E Instrument Shop-COSM

Report Name: Budget Report by Account

Fiscal Year: 2007-08

| ACCOUNT | ACCOUNT_DESC | Revenue Dollars | Expense Dollars | Net Contribution |
|---|---|---|---|---|
| 611100 | Unclassified-Contract | | $25,777.07 | ($25,777.07) |
| 612200 | NonExempt Unclassified Hourly | | $24,327.23 | ($24,327.23) |
| **Total Personnel Services** | | | **$50,104.30** | **($50,104.30)** |
| 621100 | Staff Benefits-Unclassified | | $19,240.05 | ($19,240.05) |
| **Total Benefits** | | | **$19,240.05** | **($19,240.05)** |
| 717000 | Budget Pool-Contracted Services | | $29.00 | ($29.00) |
| 774100 | Data Processing Equipmnt Use-Intrnl | | $271.24 | ($271.24) |
| **Total Operation** | | | **$300.24** | **($300.24)** |
| 879890 | Earning Support/Trsf-Credit | | ($69,645.53) | $69,645.53 |
| **Total Transfers** | | | **($69,645.53)** | **$69,645.53** |
| **Net Contribution (use) of Unallocated General: 261200** | | | **($0.94)** | **$0.94** |

Report Package: Operating Ledger
report created by: Cats

Dec 4, 2007 3:42:57 PM

# BUDGET REPORT

Organization: MTH55
Mathematics & Statistics

Report Name: Budget Report by Account

Fiscal Year: 2007-08

| ACCOUNT | ACCOUNT_DESC | Revenue Dollars | Expense Dollars | Net Contribution |
|---|---|---|---|---|
| 502200 | Laboratory Fees | $22,310.00 | | $22,310.00 |
| 505250 | Departmental Sales & Service | $10,000.00 | | $10,000.00 |
| **Total Revenue** | | **$32,310.00** | | **$32,310.00** |
| 611100 | Unclassified-Contract | | $187,746.68 | ($187,746.68) |
| 612000 | Classified-Budget Pool | | $138,905.97 | ($138,905.97) |
| 614000 | Faculty-Budget Pool | | $2,577,121.42 | ($2,577,121.42) |
| 615000 | Faculty-Other Budget Pool | | $59,814.00 | ($59,814.00) |
| 615300 | Faculty-Summer | | $118,000.00 | ($118,000.00) |
| 615400 | Graduate Teaching Assistants | | $79,711.60 | ($79,711.60) |
| 616000 | Student Wages-Budget Pool | | $47,644.00 | ($47,644.00) |
| **Total Personnel Services** | | | **$3,208,943.67** | **($3,208,943.67)** |
| 621100 | Staff Benefits-Unclassified | | $72,094.72 | ($72,094.72) |
| 622100 | Staff Benefits-Classified/Exmt Hrly | | $64,591.28 | ($64,591.28) |
| 623100 | Staff Benefits-Faculty | | $659,743.07 | ($659,743.07) |
| 623200 | Staff Benefits-Faculty Part Time | | $23,471.45 | ($23,471.45) |
| **Total Benefits** | | | **$819,900.52** | **($819,900.52)** |
| 717000 | Budget Pool-Contracted Services | | $12,549.00 | ($12,549.00) |
| 717030 | Cost Recovery-Contracted Services | | ($10,000.00) | $10,000.00 |
| 730000 | Budget Pool-Supplies | | $43,121.00 | ($43,121.00) |
| 740000 | Budget Pool-Travel | | $20,000.00 | ($20,000.00) |
| 750000 | Budget Pool-Info & Communications | | $37,447.00 | ($37,447.00) |
| 760000 | Budget Pool-Maintenance & Repair | | $2,200.00 | ($2,200.00) |
| 773440 | Waivers-GTA Academic In State | | $53,652.56 | ($53,652.56) |
| 773460 | Waivers-GTA Summer In State | | $30,646.72 | ($30,646.72) |
| 774100 | Data Processing Equipmnt Use-Intrnl | | $45,930.83 | ($45,930.83) |
| 777000 | Budget Pool-Other Miscellaneous | | $11,526.00 | ($11,526.00) |
| **Total Operation** | | | **$247,073.11** | **($247,073.11)** |
| 879890 | Earning Support/Trsf-Credit | | ($214,187.41) | $214,187.41 |
| **Total Transfers** | | | **($214,187.41)** | **$214,187.41** |
| **Net Contribution (use) of Unallocated General: MTH55** | | **$32,310.00** | **$4,061,729.89** | **($4,029,419.89)** |

Report Package: Operating Ledger
report created by: Cats

Dec 4, 2007 3:39:05 PM

# BUDGET REPORT

Organization: MTH555
Mathematics & Statistics

Report Name: Budget Report by Account

Fiscal Year: 2007-08

| ACCOUNT | ACCOUNT_DESC | Revenue Dollars | Expense Dollars | Net Contribution |
|---|---|---|---|---|
| 502200 | Laboratory Fees | $22,310.00 | | $22,310.00 |
| 505250 | Departmental Sales & Service | $10,000.00 | | $10,000.00 |
| **Total Revenue** | | **$32,310.00** | | **$32,310.00** |
| 611100 | Unclassified-Contract | | $187,746.68 | ($187,746.68) |
| 612000 | Classified-Budget Pool | | $138,905.97 | ($138,905.97) |
| 614000 | Faculty-Budget Pool | | $2,577,121.42 | ($2,577,121.42) |
| 615000 | Faculty-Other Budget Pool | | $59,814.00 | ($59,814.00) |
| 615300 | Faculty-Summer | | $118,000.00 | ($118,000.00) |
| 615400 | Graduate Teaching Assistants | | $79,711.60 | ($79,711.60) |
| 616000 | Student Wages-Budget Pool | | $47,644.00 | ($47,644.00) |
| **Total Personnel Services** | | | **$3,208,943.67** | **($3,208,943.67)** |
| 621100 | Staff Benefits-Unclassified | | $72,094.72 | ($72,094.72) |
| 622100 | Staff Benefits-Classified/Exmt Hrly | | $64,591.28 | ($64,591.28) |
| 623100 | Staff Benefits-Faculty | | $659,743.07 | ($659,743.07) |
| 623200 | Staff Benefits-Faculty Part Time | | $23,471.45 | ($23,471.45) |
| **Total Benefits** | | | **$819,900.52** | **($819,900.52)** |
| 717000 | Budget Pool-Contracted Services | | $12,549.00 | ($12,549.00) |
| 717030 | Cost Recovery-Contracted Services | | ($10,000.00) | $10,000.00 |
| 730000 | Budget Pool-Supplies | | $43,121.00 | ($43,121.00) |
| 740000 | Budget Pool-Travel | | $20,000.00 | ($20,000.00) |
| 750000 | Budget Pool-Info & Communications | | $37,447.00 | ($37,447.00) |
| 760000 | Budget Pool-Maintenance & Repair | | $2,200.00 | ($2,200.00) |
| 773440 | Waivers-GTA Academic In State | | $53,652.56 | ($53,652.56) |
| 773460 | Waivers-GTA Summer In State | | $30,646.72 | ($30,646.72) |
| 774100 | Data Processing Equipmnt Use-Intrnl | | $45,930.83 | ($45,930.83) |
| 777000 | Budget Pool-Other Miscellaneous | | $11,526.00 | ($11,526.00) |
| **Total Operation** | | | **$247,073.11** | **($247,073.11)** |
| 879890 | Earning Support/Trsf-Credit | | ($214,187.41) | $214,187.41 |
| **Total Transfers** | | | **($214,187.41)** | **$214,187.41** |
| **Net Contribution (use) of Unallocated General: MTH555** | | **$32,310.00** | **$4,061,729.89** | **($4,029,419.89)** |

Report Package: Operating Ledger
report created by: Cats

Dec 4, 2007 3:40:50 PM

# BUDGET REPORT

Organization: 262800
Mathematics & Statistics

Report Name: Budget Report by Account

Fiscal Year: 2007-08

| ACCOUNT | ACCOUNT_DESC | Revenue Dollars | Expense Dollars | Net Contribution |
|---|---|---|---|---|
| 611100 | Unclassified-Contract | | $135,297.01 | ($135,297.01) |
| 612000 | Classified-Budget Pool | | $95,170.21 | ($95,170.21) |
| 614000 | Faculty-Budget Pool | | $2,523,782.56 | ($2,523,782.56) |
| 615000 | Faculty-Other Budget Pool | | $1,109.00 | ($1,109.00) |
| 616000 | Student Wages-Budget Pool | | $42,413.00 | ($42,413.00) |
| **Total Personnel Services** | | | **$2,797,771.78** | **($2,797,771.78)** |
| 621100 | Staff Benefits-Unclassified | | $51,954.05 | ($51,954.05) |
| 622100 | Staff Benefits-Classified/Exmt Hrly | | $44,254.15 | ($44,254.15) |
| 623100 | Staff Benefits-Faculty | | $646,088.32 | ($646,088.32) |
| 623200 | Staff Benefits-Faculty Part Time | | $146.39 | ($146.39) |
| **Total Benefits** | | | **$742,442.91** | **($742,442.91)** |
| 717000 | Budget Pool-Contracted Services | | $12,509.00 | ($12,509.00) |
| 730000 | Budget Pool-Supplies | | $18,121.00 | ($18,121.00) |
| 740000 | Budget Pool-Travel | | $19,250.00 | ($19,250.00) |
| 750000 | Budget Pool-Info & Communications | | $35,898.00 | ($35,898.00) |
| 760000 | Budget Pool-Maintenance & Repair | | $2,000.00 | ($2,000.00) |
| 774100 | Data Processing Equipmnt Use-Intrnl | | $43,838.90 | ($43,838.90) |
| 777000 | Budget Pool-Other Miscellaneous | | $11,476.00 | ($11,476.00) |
| **Total Operation** | | | **$143,092.90** | **($143,092.90)** |
| **Net Contribution (use) of Unallocated General: 262800** | | | **$3,683,307.59** | **($3,683,307.59)** |

Report Package: Operating Ledger
report created by: Cats

Dec 4, 2007 3:42:57 PM

# BUDGET REPORT

Organization: 262802

Report Name: Budget Report by Account

Summer/Adj Fac &GA/GTA-Math & Stats

Fiscal Year: 2007-08

| ACCOUNT | ACCOUNT_DESC | Revenue Dollars | Expense Dollars | Net Contribution |
|---|---|---|---|---|
| 615000 | Faculty-Other Budget Pool | | $49,925.00 | ($49,925.00) |
| 615300 | Faculty-Summer | | $118,000.00 | ($118,000.00) |
| 615400 | Graduate Teaching Assistants | | $79,711.60 | ($79,711.60) |
| **Total Personnel Services** | | | **$247,636.60** | **($247,636.60)** |
| 623200 | Staff Benefits-Faculty Part Time | | $22,166.10 | ($22,166.10) |
| **Total Benefits** | | | **$22,166.10** | **($22,166.10)** |
| 773440 | Waivers-GTA Academic In State | | $53,652.56 | ($53,652.56) |
| 773460 | Waivers-GTA Summer In State | | $30,646.72 | ($30,646.72) |
| 774100 | Data Processing Equipmnt Use-Intrnl | | $1,057.83 | ($1,057.83) |
| **Total Operation** | | | **$85,357.11** | **($85,357.11)** |
| **Net Contribution (use) of Unallocated General: 262802** | | | **$355,159.81** | **($355,159.81)** |

Report Package: Operating Ledger

report created by: Cats

Dec 4, 2007 3:42:57 PM

# BUDGET REPORT

Organization: 262808

Report Name: Budget Report by Account

Math & Stats Lab Fee Revenue & Exp

Fiscal Year: 2007-08

| ACCOUNT | ACCOUNT_DESC | Revenue Dollars | Expense Dollars | Net Contribution |
|---|---|---|---|---|
| 502200 | Laboratory Fees | $22,310.00 | | $22,310.00 |
| **Total Revenue** | | **$22,310.00** | | **$22,310.00** |
| 730000 | Budget Pool-Supplies | | $19,000.00 | ($19,000.00) |
| **Total Operation** | | | **$19,000.00** | **($19,000.00)** |
| **Net Contribution (use) of Unallocated General: 262808** | | **$22,310.00** | **$19,000.00** | **$3,310.00** |

Report Package: Operating Ledger

report created by: Cats

Dec 4, 2007 3:42:57 PM

# BUDGET REPORT

Organization: 262809
R/E Internal Consulting

Report Name: Budget Report by Account

Fiscal Year: 2007-08

| ACCOUNT | ACCOUNT_DESC | Revenue Dollars | Expense Dollars | Net Contribution |
|---|---|---|---|---|
| 505250 | Departmental Sales & Service | $10,000.00 | | $10,000.00 |
| **Total Revenue** | | **$10,000.00** | | **$10,000.00** |
| 611100 | Unclassified-Contract | | $52,449.67 | ($52,449.67) |
| 612000 | Classified-Budget Pool | | $43,735.76 | ($43,735.76) |
| 614000 | Faculty-Budget Pool | | $53,338.86 | ($53,338.86) |
| 615000 | Faculty-Other Budget Pool | | $8,780.00 | ($8,780.00) |
| 616000 | Student Wages-Budget Pool | | $5,231.00 | ($5,231.00) |
| **Total Personnel Services** | | | **$163,535.29** | **($163,535.29)** |
| 621100 | Staff Benefits-Unclassified | | $20,140.67 | ($20,140.67) |
| 622100 | Staff Benefits-Classified/Exmt Hrly | | $20,337.13 | ($20,337.13) |
| 623100 | Staff Benefits-Faculty | | $13,654.75 | ($13,654.75) |
| 623200 | Staff Benefits-Faculty Part Time | | $1,158.96 | ($1,158.96) |
| **Total Benefits** | | | **$55,291.51** | **($55,291.51)** |
| 717000 | Budget Pool-Contracted Services | | $40.00 | ($40.00) |
| 717030 | Cost Recovery-Contracted Services | | ($10,000.00) | $10,000.00 |
| 730000 | Budget Pool-Supplies | | $6,000.00 | ($6,000.00) |
| 740000 | Budget Pool-Travel | | $750.00 | ($750.00) |
| 750000 | Budget Pool-Info & Communications | | $1,549.00 | ($1,549.00) |
| 760000 | Budget Pool-Maintenance & Repair | | $200.00 | ($200.00) |
| 774100 | Data Processing Equipmnt Use-Intrnl | | $1,034.10 | ($1,034.10) |
| 777000 | Budget Pool-Other Miscellaneous | | $50.00 | ($50.00) |
| **Total Operation** | | | **($376.90)** | **$376.90** |
| 879890 | Earning Support/Trsf-Credit | | ($214,187.41) | $214,187.41 |
| **Total Transfers** | | | **($214,187.41)** | **$214,187.41** |
| **Net Contribution (use) of Unallocated General: 262809** | | **$10,000.00** | **$4,262.49** | **$5,737.51** |

Report Package: Operating Ledger
report created by: Cats

Dec 4, 2007 3:42:57 PM

# BUDGET REPORT

Organization: PHY55
Physics

Report Name: Budget Report by Account

Fiscal Year: 2007-08

| ACCOUNT | ACCOUNT_DESC | Revenue Dollars | Expense Dollars | Net Contribution |
|---|---|---|---|---|
| 502200 | Laboratory Fees | $20,000.00 | | $20,000.00 |
| **Total Revenue** | | **$20,000.00** | | **$20,000.00** |
| 611100 | Unclassified-Contract | | $43,883.95 | ($43,883.95) |
| 612000 | Classified-Budget Pool | | $65,282.83 | ($65,282.83) |
| 614000 | Faculty-Budget Pool | | $872,686.31 | ($872,686.31) |
| 615000 | Faculty-Other Budget Pool | | $16,154.00 | ($16,154.00) |
| 615300 | Faculty-Summer | | $51,000.00 | ($51,000.00) |
| 615400 | Graduate Teaching Assistants | | $79,711.60 | ($79,711.60) |
| 616000 | Student Wages-Budget Pool | | $32,741.00 | ($32,741.00) |
| **Total Personnel Services** | | | **$1,161,459.69** | **($1,161,459.69)** |
| 621100 | Staff Benefits-Unclassified | | $16,851.44 | ($16,851.44) |
| 622100 | Staff Benefits-Classified/Exmt Hrly | | $30,356.51 | ($30,356.51) |
| 623100 | Staff Benefits-Faculty | | $223,407.70 | ($223,407.70) |
| 623200 | Staff Benefits-Faculty Part Time | | $8,864.33 | ($8,864.33) |
| **Total Benefits** | | | **$279,479.98** | **($279,479.98)** |
| 717000 | Budget Pool-Contracted Services | | $300.00 | ($300.00) |
| 730000 | Budget Pool-Supplies | | $37,000.00 | ($37,000.00) |
| 740000 | Budget Pool-Travel | | $4,160.00 | ($4,160.00) |
| 750000 | Budget Pool-Info & Communications | | $14,551.00 | ($14,551.00) |
| 760000 | Budget Pool-Maintenance & Repair | | $2,500.00 | ($2,500.00) |
| 773440 | Waivers-GTA Academic In State | | $53,652.56 | ($53,652.56) |
| 773460 | Waivers-GTA Summer In State | | $30,646.72 | ($30,646.72) |
| 774100 | Data Processing Equipmnt Use-Intrnl | | $17,633.88 | ($17,633.88) |
| 777000 | Budget Pool-Other Miscellaneous | | $1,000.00 | ($1,000.00) |
| **Total Operation** | | | **$161,444.16** | **($161,444.16)** |
| **Net Contribution (use) of Unallocated General: PHY55** | | **$20,000.00** | **$1,602,383.83** | **($1,582,383.83)** |

Report Package: Operating Ledger
report created by: Cats

Dec 4, 2007 3:39:05 PM

# BUDGET REPORT

Organization: PHY551
Physics Admin

Report Name: Budget Report by Account

Fiscal Year: 2007-08

| ACCOUNT | ACCOUNT_DESC | Revenue Dollars | Expense Dollars | Net Contribution |
|---|---|---|---|---|
| 502200 | Laboratory Fees | $20,000.00 | | $20,000.00 |
| **Total Revenue** | | **$20,000.00** | | **$20,000.00** |
| 611100 | Unclassified-Contract | | $43,883.95 | ($43,883.95) |
| 612000 | Classified-Budget Pool | | $65,282.83 | ($65,282.83) |
| 614000 | Faculty-Budget Pool | | $872,686.31 | ($872,686.31) |
| 615000 | Faculty-Other Budget Pool | | $16,154.00 | ($16,154.00) |
| 615300 | Faculty-Summer | | $51,000.00 | ($51,000.00) |
| 615400 | Graduate Teaching Assistants | | $79,711.60 | ($79,711.60) |
| 616000 | Student Wages-Budget Pool | | $32,741.00 | ($32,741.00) |
| **Total Personnel Services** | | | **$1,161,459.69** | **($1,161,459.69)** |
| 621100 | Staff Benefits-Unclassified | | $16,851.44 | ($16,851.44) |
| 622100 | Staff Benefits-Classified/Exmt Hrly | | $30,356.51 | ($30,356.51) |
| 623100 | Staff Benefits-Faculty | | $223,407.70 | ($223,407.70) |
| 623200 | Staff Benefits-Faculty Part Time | | $8,864.33 | ($8,864.33) |
| **Total Benefits** | | | **$279,479.98** | **($279,479.98)** |
| 717000 | Budget Pool-Contracted Services | | $300.00 | ($300.00) |
| 730000 | Budget Pool-Supplies | | $37,000.00 | ($37,000.00) |
| 740000 | Budget Pool-Travel | | $4,160.00 | ($4,160.00) |
| 750000 | Budget Pool-Info & Communications | | $14,551.00 | ($14,551.00) |
| 760000 | Budget Pool-Maintenance & Repair | | $2,500.00 | ($2,500.00) |
| 773440 | Waivers-GTA Academic In State | | $53,652.56 | ($53,652.56) |
| 773460 | Waivers-GTA Summer In State | | $30,646.72 | ($30,646.72) |
| 774100 | Data Processing Equipmnt Use-Intrnl | | $17,460.97 | ($17,460.97) |
| 777000 | Budget Pool-Other Miscellaneous | | $1,000.00 | ($1,000.00) |
| **Total Operation** | | | **$161,271.25** | **($161,271.25)** |
| **Net Contribution (use) of Unallocated General: PHY551** | | **$20,000.00** | **$1,602,210.92** | **($1,582,210.92)** |

Report Package: Operating Ledger
report created by: Cats

Dec 4, 2007 3:40:50 PM

# BUDGET REPORT

Organization: 262400
Physics

Report Name: Budget Report by Account

Fiscal Year: 2007-08

| ACCOUNT | ACCOUNT_DESC | Revenue Dollars | Expense Dollars | Net Contribution |
|---|---|---|---|---|
| 611100 | Unclassified-Contract | | $43,883.95 | ($43,883.95) |
| 612000 | Classified-Budget Pool | | $65,282.83 | ($65,282.83) |
| 614000 | Faculty-Budget Pool | | $872,686.31 | ($872,686.31) |
| 616000 | Student Wages-Budget Pool | | $32,741.00 | ($32,741.00) |
| **Total Personnel Services** | | | **$1,014,594.09** | **($1,014,594.09)** |
| 621100 | Staff Benefits-Unclassified | | $16,851.44 | ($16,851.44) |
| 622100 | Staff Benefits-Classified/Exmt Hrly | | $30,356.51 | ($30,356.51) |
| 623100 | Staff Benefits-Faculty | | $223,407.70 | ($223,407.70) |
| **Total Benefits** | | | **$270,615.65** | **($270,615.65)** |
| 717000 | Budget Pool-Contracted Services | | $300.00 | ($300.00) |
| 730000 | Budget Pool-Supplies | | $17,000.00 | ($17,000.00) |
| 740000 | Budget Pool-Travel | | $4,160.00 | ($4,160.00) |
| 750000 | Budget Pool-Info & Communications | | $14,551.00 | ($14,551.00) |
| 760000 | Budget Pool-Maintenance & Repair | | $2,500.00 | ($2,500.00) |
| 774100 | Data Processing Equipmnt Use-Intrnl | | $17,118.53 | ($17,118.53) |
| 777000 | Budget Pool-Other Miscellaneous | | $1,000.00 | ($1,000.00) |
| **Total Operation** | | | **$56,629.53** | **($56,629.53)** |
| **Net Contribution (use) of Unallocated General: 262400** | | | **$1,341,839.27** | **($1,341,839.27)** |

Report Package: Operating Ledger
report created by: Cats

Dec 4, 2007 3:42:57 PM

# BUDGET REPORT

Organization: 262402

Report Name: Budget Report by Account

Summer/Adj Fac & GA/GTA-Physics

Fiscal Year: 2007-08

| ACCOUNT | ACCOUNT_DESC | Revenue Dollars | Expense Dollars | Net Contribution |
|---|---|---|---|---|
| 615000 | Faculty-Other Budget Pool | | $16,154.00 | ($16,154.00) |
| 615300 | Faculty-Summer | | $51,000.00 | ($51,000.00) |
| 615400 | Graduate Teaching Assistants | | $79,711.60 | ($79,711.60) |
| **Total Personnel Services** | | | **$146,865.60** | **($146,865.60)** |
| 623200 | Staff Benefits-Faculty Part Time | | $8,864.33 | ($8,864.33) |
| **Total Benefits** | | | **$8,864.33** | **($8,864.33)** |
| 773440 | Waivers-GTA Academic In State | | $53,652.56 | ($53,652.56) |
| 773460 | Waivers-GTA Summer In State | | $30,646.72 | ($30,646.72) |
| 774100 | Data Processing Equipmnt Use-Intrnl | | $342.44 | ($342.44) |
| **Total Operation** | | | **$84,641.72** | **($84,641.72)** |
| **Net Contribution (use) of Unallocated General: 262402** | | | **$240,371.65** | **($240,371.65)** |

Report Package: Operating Ledger

report created by: Cats

Dec 4, 2007 3:42:57 PM

# BUDGET REPORT

Organization: 262406

Report Name: Budget Report by Account

Physics Lab Fee Revenue & Expense

Fiscal Year: 2007-08

| ACCOUNT | ACCOUNT_DESC | Revenue Dollars | Expense Dollars | Net Contribution |
|---|---|---|---|---|
| 502200 | Laboratory Fees | $20,000.00 | | $20,000.00 |
| **Total Revenue** | | **$20,000.00** | | **$20,000.00** |
| 730000 | Budget Pool-Supplies | | $20,000.00 | ($20,000.00) |
| **Total Operation** | | | **$20,000.00** | **($20,000.00)** |
| **Net Contribution (use) of Unallocated General: 262406** | | **$20,000.00** | **$20,000.00** | **$0.00** |

Report Package: Operating Ledger

report created by: Cats

Dec 4, 2007 3:42:57 PM

# BUDGET REPORT

Organization: PHY553
Basista Activity

Report Name: Budget Report by Account

Fiscal Year: 2007-08

| ACCOUNT | ACCOUNT_DESC | Revenue Dollars | Expense Dollars | Net Contribution |
|---|---|---|---|---|
| 774100 | Data Processing Equipmnt Use-Intrnl | | $172.91 | ($172.91) |
| Total Operation | | | **$172.91** | **($172.91)** |
| Net Contribution (use) of Unallocated General: PHY553 | | | **$172.91** | **($172.91)** |

Report Package: Operating Ledger
report created by: Cats

Dec 4, 2007 3:40:50 PM

# BUDGET REPORT

Organization: 262423

Report Name: Budget Report by Account

Cost Share on 666620 Ex Ctr of Exce

Fiscal Year: 2007-08

| ACCOUNT | ACCOUNT_DESC | Revenue Dollars | Expense Dollars | Net Contribution |
|---|---|---|---|---|
| 774100 | Data Processing Equipmnt Use-Intrnl | | $172.91 | ($172.91) |
| Total Operation | | | **$172.91** | **($172.91)** |
| Net Contribution (use) of Unallocated General: 262423 | | | **$172.91** | **($172.91)** |

Report Package: Operating Ledger

report created by: Cats

Dec 4, 2007 3:42:57 PM

# BUDGET REPORT

Organization: PSY55
Psychology

Report Name: Budget Report by Account

Fiscal Year: 2007-08

| ACCOUNT | ACCOUNT_DESC | Revenue Dollars | Expense Dollars | Net Contribution |
|---|---|---|---|---|
| 502200 | Laboratory Fees | $30,000.00 | | $30,000.00 |
| **Total Revenue** | | **$30,000.00** | | **$30,000.00** |
| 611100 | Unclassified-Contract | | $116,657.87 | ($116,657.87) |
| 611800 | Graduate Research Assistants | | $58,552.53 | ($58,552.53) |
| 611810 | Graduate Research Assistants-Summer | | $19,955.62 | ($19,955.62) |
| 612000 | Classified-Budget Pool | | $108,562.29 | ($108,562.29) |
| 614000 | Faculty-Budget Pool | | $1,925,540.55 | ($1,925,540.55) |
| 615000 | Faculty-Other Budget Pool | | $16,334.00 | ($16,334.00) |
| 615300 | Faculty-Summer | | $145,000.00 | ($145,000.00) |
| 615400 | Graduate Teaching Assistants | | $186,306.30 | ($186,306.30) |
| 616000 | Student Wages-Budget Pool | | $10,076.00 | ($10,076.00) |
| **Total Personnel Services** | | | **$2,586,985.16** | **($2,586,985.16)** |
| 621100 | Staff Benefits-Unclassified | | $44,796.62 | ($44,796.62) |
| 622100 | Staff Benefits-Classified/Exmt Hrly | | $50,481.47 | ($50,481.47) |
| 623100 | Staff Benefits-Faculty | | $492,938.38 | ($492,938.38) |
| 623200 | Staff Benefits-Faculty Part Time | | $21,296.09 | ($21,296.09) |
| **Total Benefits** | | | **$609,512.56** | **($609,512.56)** |
| 717000 | Budget Pool-Contracted Services | | $1,900.00 | ($1,900.00) |
| 730000 | Budget Pool-Supplies | | $70,450.00 | ($70,450.00) |
| 740000 | Budget Pool-Travel | | $17,750.00 | ($17,750.00) |
| 750000 | Budget Pool-Info & Communications | | $49,237.00 | ($49,237.00) |
| 760000 | Budget Pool-Maintenance & Repair | | $11,000.00 | ($11,000.00) |
| 773440 | Waivers-GTA Academic In State | | $134,944.16 | ($134,944.16) |
| 773460 | Waivers-GTA Summer In State | | $77,081.68 | ($77,081.68) |
| 773480 | Waivers-GRA Academic In State | | $44,710.64 | ($44,710.64) |
| 773500 | Waivers-GRA Summer In State | | $25,539.28 | ($25,539.28) |
| 774100 | Data Processing Equipmnt Use-Intrnl | | $222,890.11 | ($222,890.11) |
| 777850 | Unrestricted Balance | | $153.34 | ($153.34) |
| **Total Operation** | | | **$655,656.21** | **($655,656.21)** |
| **Net Contribution (use) of Unallocated General: PSY55** | | **$30,000.00** | **$3,852,153.93** | **($3,822,153.93)** |

Report Package: Operating Ledger
report created by: Cats

Dec 4, 2007 3:39:05 PM

# BUDGET REPORT

Organization: PSY551
Psychology Admin

Report Name: Budget Report by Account

Fiscal Year: 2007-08

| ACCOUNT | ACCOUNT_DESC | Revenue Dollars | Expense Dollars | Net Contribution |
|---|---|---|---|---|
| 502200 | Laboratory Fees | $30,000.00 | | $30,000.00 |
| **Total Revenue** | | **$30,000.00** | | **$30,000.00** |
| 611100 | Unclassified-Contract | | $116,657.87 | ($116,657.87) |
| 611800 | Graduate Research Assistants | | $58,552.53 | ($58,552.53) |
| 611810 | Graduate Research Assistants-Summer | | $19,955.62 | ($19,955.62) |
| 612000 | Classified-Budget Pool | | $108,562.29 | ($108,562.29) |
| 614000 | Faculty-Budget Pool | | $1,925,540.55 | ($1,925,540.55) |
| 615000 | Faculty-Other Budget Pool | | $16,334.00 | ($16,334.00) |
| 615300 | Faculty-Summer | | $145,000.00 | ($145,000.00) |
| 615400 | Graduate Teaching Assistants | | $186,306.30 | ($186,306.30) |
| 616000 | Student Wages-Budget Pool | | $10,076.00 | ($10,076.00) |
| **Total Personnel Services** | | | **$2,586,985.16** | **($2,586,985.16)** |
| 621100 | Staff Benefits-Unclassified | | $44,796.62 | ($44,796.62) |
| 622100 | Staff Benefits-Classified/Exmt Hrly | | $50,481.47 | ($50,481.47) |
| 623100 | Staff Benefits-Faculty | | $492,938.38 | ($492,938.38) |
| 623200 | Staff Benefits-Faculty Part Time | | $21,296.09 | ($21,296.09) |
| **Total Benefits** | | | **$609,512.56** | **($609,512.56)** |
| 717000 | Budget Pool-Contracted Services | | $1,900.00 | ($1,900.00) |
| 730000 | Budget Pool-Supplies | | $70,450.00 | ($70,450.00) |
| 740000 | Budget Pool-Travel | | $17,750.00 | ($17,750.00) |
| 750000 | Budget Pool-Info & Communications | | $49,237.00 | ($49,237.00) |
| 760000 | Budget Pool-Maintenance & Repair | | $11,000.00 | ($11,000.00) |
| 773440 | Waivers-GTA Academic In State | | $134,944.16 | ($134,944.16) |
| 773460 | Waivers-GTA Summer In State | | $77,081.68 | ($77,081.68) |
| 773480 | Waivers-GRA Academic In State | | $44,710.64 | ($44,710.64) |
| 773500 | Waivers-GRA Summer In State | | $25,539.28 | ($25,539.28) |
| 774100 | Data Processing Equipmnt Use-Intrnl | | $222,890.11 | ($222,890.11) |
| **Total Operation** | | | **$655,502.87** | **($655,502.87)** |
| **Net Contribution (use) of Unallocated General: PSY551** | | **$30,000.00** | **$3,852,000.59** | **($3,822,000.59)** |

Report Package: Operating Ledger
report created by: Cats

Dec 4, 2007 3:40:50 PM

# BUDGET REPORT

Organization: 262500
Psychology

Report Name: Budget Report by Account

Fiscal Year: 2007-08

| ACCOUNT | ACCOUNT_DESC | Revenue Dollars | Expense Dollars | Net Contribution |
|---|---|---|---|---|
| 611100 | Unclassified-Contract | | $116,657.87 | ($116,657.87) |
| 612000 | Classified-Budget Pool | | $108,562.29 | ($108,562.29) |
| 614000 | Faculty-Budget Pool | | $1,925,540.55 | ($1,925,540.55) |
| 616000 | Student Wages-Budget Pool | | $10,076.00 | ($10,076.00) |
| **Total Personnel Services** | | | **$2,160,836.71** | **($2,160,836.71)** |
| 621100 | Staff Benefits-Unclassified | | $44,796.62 | ($44,796.62) |
| 622100 | Staff Benefits-Classified/Exmt Hrly | | $50,481.47 | ($50,481.47) |
| 623100 | Staff Benefits-Faculty | | $492,938.38 | ($492,938.38) |
| **Total Benefits** | | | **$588,216.47** | **($588,216.47)** |
| 717000 | Budget Pool-Contracted Services | | $1,900.00 | ($1,900.00) |
| 730000 | Budget Pool-Supplies | | $40,450.00 | ($40,450.00) |
| 740000 | Budget Pool-Travel | | $17,750.00 | ($17,750.00) |
| 750000 | Budget Pool-Info & Communications | | $49,237.00 | ($49,237.00) |
| 760000 | Budget Pool-Maintenance & Repair | | $11,000.00 | ($11,000.00) |
| 774100 | Data Processing Equipmnt Use-Intrnl | | $222,544.28 | ($222,544.28) |
| **Total Operation** | | | **$342,881.28** | **($342,881.28)** |
| **Net Contribution (use) of Unallocated General: 262500** | | | **$3,091,934.46** | **($3,091,934.46)** |

Report Package: Operating Ledger
report created by: Cats

Dec 4, 2007 3:42:57 PM

# BUDGET REPORT

Organization: 262502

Report Name: Budget Report by Account

Summer/Adj Fac & GA/GTA-Psychology

Fiscal Year: 2007-08

| ACCOUNT | ACCOUNT_DESC | Revenue Dollars | Expense Dollars | Net Contribution |
|---|---|---|---|---|
| 611800 | Graduate Research Assistants | | $58,552.53 | ($58,552.53) |
| 611810 | Graduate Research Assistants-Summer | | $19,955.62 | ($19,955.62) |
| 615000 | Faculty-Other Budget Pool | | $16,334.00 | ($16,334.00) |
| 615300 | Faculty-Summer | | $145,000.00 | ($145,000.00) |
| 615400 | Graduate Teaching Assistants | | $186,306.30 | ($186,306.30) |
| **Total Personnel Services** | | | **$426,148.45** | **($426,148.45)** |
| 623200 | Staff Benefits-Faculty Part Time | | $21,296.09 | ($21,296.09) |
| **Total Benefits** | | | **$21,296.09** | **($21,296.09)** |
| 773440 | Waivers-GTA Academic In State | | $134,944.16 | ($134,944.16) |
| 773460 | Waivers-GTA Summer In State | | $77,081.68 | ($77,081.68) |
| 773480 | Waivers-GRA Academic In State | | $44,710.64 | ($44,710.64) |
| 773500 | Waivers-GRA Summer In State | | $25,539.28 | ($25,539.28) |
| 774100 | Data Processing Equipmnt Use-Intrnl | | $345.83 | ($345.83) |
| **Total Operation** | | | **$282,621.59** | **($282,621.59)** |
| **Net Contribution (use) of Unallocated General: 262502** | | | **$730,066.13** | **($730,066.13)** |

Report Package: Operating Ledger

report created by: Cats

Dec 4, 2007 3:42:57 PM

# BUDGET REPORT

Organization: 262510

Report Name: Budget Report by Account

Psychology Lab Fee Revenue &Expense

Fiscal Year: 2007-08

| ACCOUNT | ACCOUNT_DESC | Revenue Dollars | Expense Dollars | Net Contribution |
|---|---|---|---|---|
| 502200 | Laboratory Fees | $30,000.00 | | $30,000.00 |
| **Total Revenue** | | **$30,000.00** | | **$30,000.00** |
| 730000 | Budget Pool-Supplies | | $30,000.00 | ($30,000.00) |
| **Total Operation** | | | **$30,000.00** | **($30,000.00)** |
| **Net Contribution (use) of Unallocated General: 262510** | | **$30,000.00** | **$30,000.00** | **$0.00** |

Report Package: Operating Ledger

report created by: Cats

Dec 4, 2007 3:42:57 PM

# BUDGET REPORT

Organization: PSY565
Shalin Activity

Report Name: Budget Report by Account

Fiscal Year: 2007-08

| ACCOUNT | ACCOUNT_DESC | Revenue Dollars | Expense Dollars | Net Contribution |
|---|---|---|---|---|
| 777850 | Unrestricted Balance | | $153.34 | ($153.34) |
| Total Operation | | | **$153.34** | **($153.34)** |
| Net Contribution (use) of Unallocated General: PSY565 | | | **$153.34** | **($153.34)** |

Report Package: Operating Ledger
report created by: Cats

Dec 4, 2007 3:40:50 PM

# BUDGET REPORT

Organization: 262520
Research-Valerie Shalin

Report Name: Budget Report by Account

Fiscal Year: 2007-08

| ACCOUNT | ACCOUNT_DESC | Revenue Dollars | Expense Dollars | Net Contribution |
|---|---|---|---|---|
| 777850 | Unrestricted Balance | | $153.34 | ($153.34) |
| Total Operation | | | **$153.34** | **($153.34)** |
| Net Contribution (use) of Unallocated General: 262520 | | | **$153.34** | **($153.34)** |

Report Package: Operating Ledger
report created by: Cats

Dec 4, 2007 3:42:57 PM

# BUDGET REPORT

Organization: PTY55
Pharmacology & Toxicology-COSM

Report Name: Budget Report by Account

Fiscal Year: 2007-08

| ACCOUNT | ACCOUNT_DESC | Revenue Dollars | Expense Dollars | Net Contribution |
|---|---|---|---|---|
| 614000 | Faculty-Budget Pool | | $47,077.00 | ($47,077.00) |
| **Total Personnel Services** | | | **$47,077.00** | **($47,077.00)** |
| 623100 | Staff Benefits-Faculty | | $12,051.71 | ($12,051.71) |
| **Total Benefits** | | | **$12,051.71** | **($12,051.71)** |
| 730000 | Budget Pool-Supplies | | $100.00 | ($100.00) |
| 750000 | Budget Pool-Info & Communications | | $300.00 | ($300.00) |
| 774100 | Data Processing Equipmnt Use-Intrnl | | $2,366.55 | ($2,366.55) |
| **Total Operation** | | | **$2,766.55** | **($2,766.55)** |
| **Net Contribution (use) of Unallocated General: PTY55** | | | **$61,895.26** | **($61,895.26)** |

Report Package: Operating Ledger
report created by: Cats

Dec 4, 2007 3:39:05 PM

# BUDGET REPORT

Organization: PTY555
Pharmacology & Toxicology-COSM

Report Name: Budget Report by Account

Fiscal Year: 2007-08

| ACCOUNT | ACCOUNT_DESC | Revenue Dollars | Expense Dollars | Net Contribution |
|---|---|---|---|---|
| 614000 | Faculty-Budget Pool | | $47,077.00 | ($47,077.00) |
| **Total Personnel Services** | | | **$47,077.00** | **($47,077.00)** |
| 623100 | Staff Benefits-Faculty | | $12,051.71 | ($12,051.71) |
| **Total Benefits** | | | **$12,051.71** | **($12,051.71)** |
| 730000 | Budget Pool-Supplies | | $100.00 | ($100.00) |
| 750000 | Budget Pool-Info & Communications | | $300.00 | ($300.00) |
| 774100 | Data Processing Equipmnt Use-Intrnl | | $2,366.55 | ($2,366.55) |
| **Total Operation** | | | **$2,766.55** | **($2,766.55)** |
| **Net Contribution (use) of Unallocated General: PTY555** | | | **$61,895.26** | **($61,895.26)** |

Report Package: Operating Ledger
report created by: Cats

Dec 4, 2007 3:40:50 PM

# BUDGET REPORT

Organization: 261600
Pharmacology & Toxicology-COSM

Report Name: Budget Report by Account

Fiscal Year: 2007-08

| ACCOUNT | ACCOUNT_DESC | Revenue Dollars | Expense Dollars | Net Contribution |
|---|---|---|---|---|
| 614000 | Faculty-Budget Pool | | $47,077.00 | ($47,077.00) |
| **Total Personnel Services** | | | **$47,077.00** | **($47,077.00)** |
| 623100 | Staff Benefits-Faculty | | $12,051.71 | ($12,051.71) |
| **Total Benefits** | | | **$12,051.71** | **($12,051.71)** |
| 730000 | Budget Pool-Supplies | | $100.00 | ($100.00) |
| 750000 | Budget Pool-Info & Communications | | $300.00 | ($300.00) |
| 774100 | Data Processing Equipmnt Use-Intrnl | | $2,366.55 | ($2,366.55) |
| **Total Operation** | | | **$2,766.55** | **($2,766.55)** |
| **Net Contribution (use) of Unallocated General: 261600** | | | **$61,895.26** | **($61,895.26)** |

Report Package: Operating Ledger
report created by: Cats

Dec 4, 2007 3:42:57 PM

# BUDGET DETAIL

# H. Provost (cont'd)

## School of Professional Psychology

# BUDGET REPORT

Organization: SOPP
School of Professional Psychology

Report Name: Budget Report by Account

Fiscal Year: 2007-08

| ACCOUNT | ACCOUNT_DESC | Revenue Dollars | Expense Dollars | Net Contribution |
|---|---|---|---|---|
| 505250 | Departmental Sales & Service | $4,000.00 | | $4,000.00 |
| 505360 | Clinical Practice Income | $122,484.03 | | $122,484.03 |
| 505370 | Student Clinic Fees | $40,000.00 | | $40,000.00 |
| **Total Revenue** | | **$166,484.03** | | **$166,484.03** |
| 611100 | Unclassified-Contract | | $553,721.70 | ($553,721.70) |
| 611500 | Graduate Assistants | | $66,716.59 | ($66,716.59) |
| 611505 | Grads & Res-Budget Pool | | $137,495.73 | ($137,495.73) |
| 611600 | Residents | | $18,655.88 | ($18,655.88) |
| 612000 | Classified-Budget Pool | | $294,739.60 | ($294,739.60) |
| 612200 | NonExempt Unclassified Hourly | | $46,731.37 | ($46,731.37) |
| 614000 | Faculty-Budget Pool | | $1,522,739.88 | ($1,522,739.88) |
| 614109 | Faculty-Vacancy Credit Budget Pool | | $31,199.00 | ($31,199.00) |
| 615000 | Faculty-Other Budget Pool | | $15,520.00 | ($15,520.00) |
| 615400 | Graduate Teaching Assistants | | $1,074.85 | ($1,074.85) |
| 616000 | Student Wages-Budget Pool | | $21,470.00 | ($21,470.00) |
| **Total Personnel Services** | | | **$2,710,064.60** | **($2,710,064.60)** |
| 621100 | Staff Benefits-Unclassified | | $230,574.26 | ($230,574.26) |
| 622100 | Staff Benefits-Classified/Exmt Hrly | | $137,053.91 | ($137,053.91) |
| 623100 | Staff Benefits-Faculty | | $389,896.41 | ($389,896.41) |
| 623200 | Staff Benefits-Faculty Part Time | | $2,048.64 | ($2,048.64) |
| 624100 | Staff Benefits-Residents | | $9,164.93 | ($9,164.93) |
| **Total Benefits** | | | **$768,738.15** | **($768,738.15)** |
| 717000 | Budget Pool-Contracted Services | | $103,100.03 | ($103,100.03) |
| 730000 | Budget Pool-Supplies | | $22,384.55 | ($22,384.55) |
| 740000 | Budget Pool-Travel | | $22,200.00 | ($22,200.00) |
| 750000 | Budget Pool-Info & Communications | | $68,348.00 | ($68,348.00) |
| 760000 | Budget Pool-Maintenance & Repair | | $7,600.00 | ($7,600.00) |
| 770100 | Insurance | | $18,018.00 | ($18,018.00) |
| 773000 | Budget Pool-Scholarships&Fellowshps | | $586,005.00 | ($586,005.00) |
| 774100 | Data Processing Equipmnt Use-Intrnl | | $127,922.42 | ($127,922.42) |
| 775000 | Budget Pool-Equipment Rental Charge | | $4,350.00 | ($4,350.00) |
| 777000 | Budget Pool-Other Miscellaneous | | $181,573.00 | ($181,573.00) |
| 777030 | Budget Pool-Balance Carryover Exp | | ($17,015.00) | $17,015.00 |

# BUDGET REPORT

Organization: SOPP
School of Professional Psychology

Report Name: Budget Report by Account

Fiscal Year: 2007-08

| ACCOUNT | ACCOUNT_DESC | Revenue Dollars | Expense Dollars | Net Contribution |
|---|---|---|---|---|
| Total Operation | | | $1,124,486.00 | ($1,124,486.00) |
| 879110 | S/C Svc Cost Allocation-Credit | | ($96,266.00) | $96,266.00 |
| Total Transfers | | | ($96,266.00) | $96,266.00 |
| Net Contribution (use) of Unallocated General: SOPP | | $166,484.03 | $4,507,022.75 | ($4,340,538.72) |

Report Package: Operating Ledger
report created by: Cats

Dec 4, 2007 3:36:33 PM

# BUDGET REPORT

Organization: PSC55
Counseling & Wellness Services

Report Name: Budget Report by Account

Fiscal Year: 2007-08

| ACCOUNT | ACCOUNT_DESC | Revenue Dollars | Expense Dollars | Net Contribution |
|---|---|---|---|---|
| 611100 | Unclassified-Contract | | $141,921.25 | ($141,921.25) |
| 611500 | Graduate Assistants | | $9,086.21 | ($9,086.21) |
| 611505 | Grads & Res-Budget Pool | | $43,958.34 | ($43,958.34) |
| 612000 | Classified-Budget Pool | | $52,873.73 | ($52,873.73) |
| 614000 | Faculty-Budget Pool | | $291,871.18 | ($291,871.18) |
| 615400 | Graduate Teaching Assistants | | $1,074.85 | ($1,074.85) |
| 616000 | Student Wages-Budget Pool | | $954.00 | ($954.00) |
| **Total Personnel Services** | | | **$541,739.56** | **($541,739.56)** |
| 621100 | Staff Benefits-Unclassified | | $54,498.04 | ($54,498.04) |
| 622100 | Staff Benefits-Classified/Exmt Hrly | | $24,586.28 | ($24,586.28) |
| 623100 | Staff Benefits-Faculty | | $74,719.02 | ($74,719.02) |
| **Total Benefits** | | | **$153,803.34** | **($153,803.34)** |
| 730000 | Budget Pool-Supplies | | $2,214.00 | ($2,214.00) |
| 750000 | Budget Pool-Info & Communications | | $3,769.00 | ($3,769.00) |
| 760000 | Budget Pool-Maintenance & Repair | | $100.00 | ($100.00) |
| 774100 | Data Processing Equipmnt Use-Intrnl | | $2,881.91 | ($2,881.91) |
| 777000 | Budget Pool-Other Miscellaneous | | $6,501.00 | ($6,501.00) |
| **Total Operation** | | | **$15,465.91** | **($15,465.91)** |
| 879110 | S/C Svc Cost Allocation-Credit | | ($96,266.00) | $96,266.00 |
| **Total Transfers** | | | **($96,266.00)** | **$96,266.00** |
| **Net Contribution (use) of Unallocated General: PSC55** | | | **$614,742.81** | **($614,742.81)** |

Report Package: Operating Ledger
report created by: Cats

Dec 4, 2007 3:39:05 PM

# BUDGET REPORT

Organization: PSC555
Counseling & Wellness Svcs Operatng

Report Name: Budget Report by Account

Fiscal Year: 2007-08

| ACCOUNT | ACCOUNT_DESC | Revenue Dollars | Expense Dollars | Net Contribution |
|---|---|---|---|---|
| 611100 | Unclassified-Contract | | $141,921.25 | ($141,921.25) |
| 611500 | Graduate Assistants | | $9,086.21 | ($9,086.21) |
| 611505 | Grads & Res-Budget Pool | | $43,958.34 | ($43,958.34) |
| 612000 | Classified-Budget Pool | | $52,873.73 | ($52,873.73) |
| 614000 | Faculty-Budget Pool | | $291,871.18 | ($291,871.18) |
| 615400 | Graduate Teaching Assistants | | $1,074.85 | ($1,074.85) |
| 616000 | Student Wages-Budget Pool | | $954.00 | ($954.00) |
| **Total Personnel Services** | | | **$541,739.56** | **($541,739.56)** |
| 621100 | Staff Benefits-Unclassified | | $54,498.04 | ($54,498.04) |
| 622100 | Staff Benefits-Classified/Exmt Hrly | | $24,586.28 | ($24,586.28) |
| 623100 | Staff Benefits-Faculty | | $74,719.02 | ($74,719.02) |
| **Total Benefits** | | | **$153,803.34** | **($153,803.34)** |
| 730000 | Budget Pool-Supplies | | $2,214.00 | ($2,214.00) |
| 750000 | Budget Pool-Info & Communications | | $3,769.00 | ($3,769.00) |
| 760000 | Budget Pool-Maintenance & Repair | | $100.00 | ($100.00) |
| 774100 | Data Processing Equipmnt Use-Intrnl | | $2,881.91 | ($2,881.91) |
| 777000 | Budget Pool-Other Miscellaneous | | $6,501.00 | ($6,501.00) |
| **Total Operation** | | | **$15,465.91** | **($15,465.91)** |
| 879110 | S/C Svc Cost Allocation-Credit | | ($96,266.00) | $96,266.00 |
| **Total Transfers** | | | **($96,266.00)** | **$96,266.00** |
| **Net Contribution (use) of Unallocated General: PSC555** | | | **$614,742.81** | **($614,742.81)** |

Report Package: Operating Ledger
report created by: Cats

Dec 4, 2007 3:40:50 PM

# BUDGET REPORT

Organization: 272000
Counseling & Wellness Svcs-Prof Psy

Report Name: Budget Report by Account

Fiscal Year: 2007-08

| ACCOUNT | ACCOUNT_DESC | Revenue Dollars | Expense Dollars | Net Contribution |
|---|---|---|---|---|
| 611100 | Unclassified-Contract | | $81,422.75 | ($81,422.75) |
| 611500 | Graduate Assistants | | $9,086.21 | ($9,086.21) |
| 611505 | Grads & Res-Budget Pool | | $43,958.34 | ($43,958.34) |
| 612000 | Classified-Budget Pool | | $52,873.73 | ($52,873.73) |
| 614000 | Faculty-Budget Pool | | $192,864.47 | ($192,864.47) |
| 615400 | Graduate Teaching Assistants | | $1,074.85 | ($1,074.85) |
| 616000 | Student Wages-Budget Pool | | $954.00 | ($954.00) |
| **Total Personnel Services** | | | **$382,234.35** | **($382,234.35)** |
| 621100 | Staff Benefits-Unclassified | | $31,266.62 | ($31,266.62) |
| 622100 | Staff Benefits-Classified/Exmt Hrly | | $24,586.28 | ($24,586.28) |
| 623100 | Staff Benefits-Faculty | | $49,373.30 | ($49,373.30) |
| **Total Benefits** | | | **$105,226.20** | **($105,226.20)** |
| 730000 | Budget Pool-Supplies | | $2,214.00 | ($2,214.00) |
| 750000 | Budget Pool-Info & Communications | | $3,769.00 | ($3,769.00) |
| 760000 | Budget Pool-Maintenance & Repair | | $100.00 | ($100.00) |
| 774100 | Data Processing Equipmnt Use-Intrnl | | $2,203.81 | ($2,203.81) |
| 777000 | Budget Pool-Other Miscellaneous | | $6,501.00 | ($6,501.00) |
| **Total Operation** | | | **$14,787.81** | **($14,787.81)** |
| 879110 | S/C Svc Cost Allocation-Credit | | ($96,266.00) | $96,266.00 |
| **Total Transfers** | | | **($96,266.00)** | **$96,266.00** |
| **Net Contribution (use) of Unallocated General: 272000** | | | **$405,982.36** | **($405,982.36)** |

Report Package: Operating Ledger
report created by: Cats

Dec 4, 2007 3:42:57 PM

# BUDGET REPORT

Organization: 272003
Counseling & Wellness Svcs-Admin

Report Name: Budget Report by Account

Fiscal Year: 2007-08

| ACCOUNT | ACCOUNT_DESC | Revenue Dollars | Expense Dollars | Net Contribution |
|---|---|---|---|---|
| 611100 | Unclassified-Contract | | $60,498.50 | ($60,498.50) |
| 614000 | Faculty-Budget Pool | | $99,006.71 | ($99,006.71) |
| **Total Personnel Services** | | | **$159,505.21** | **($159,505.21)** |
| 621100 | Staff Benefits-Unclassified | | $23,231.42 | ($23,231.42) |
| 623100 | Staff Benefits-Faculty | | $25,345.72 | ($25,345.72) |
| **Total Benefits** | | | **$48,577.14** | **($48,577.14)** |
| 774100 | Data Processing Equipmnt Use-Intrnl | | $678.10 | ($678.10) |
| **Total Operation** | | | **$678.10** | **($678.10)** |
| **Net Contribution (use) of Unallocated General: 272003** | | | **$208,760.45** | **($208,760.45)** |

Report Package: Operating Ledger
report created by: Cats

Dec 4, 2007 3:42:57 PM

# BUDGET REPORT

Organization: PSI55
Professional Psychology

Report Name: Budget Report by Account

Fiscal Year: 2007-08

| ACCOUNT | ACCOUNT_DESC | Revenue Dollars | Expense Dollars | Net Contribution |
|---|---|---|---|---|
| 611100 | Unclassified-Contract | | $75,790.51 | ($75,790.51) |
| 611505 | Grads & Res-Budget Pool | | $87,614.89 | ($87,614.89) |
| 612000 | Classified-Budget Pool | | $111,129.94 | ($111,129.94) |
| 614000 | Faculty-Budget Pool | | $352,022.90 | ($352,022.90) |
| **Total Personnel Services** | | | **$626,558.24** | **($626,558.24)** |
| 621100 | Staff Benefits-Unclassified | | $29,103.55 | ($29,103.55) |
| 622100 | Staff Benefits-Classified/Exmt Hrly | | $51,675.42 | ($51,675.42) |
| 623100 | Staff Benefits-Faculty | | $90,117.86 | ($90,117.86) |
| **Total Benefits** | | | **$170,896.83** | **($170,896.83)** |
| 730000 | Budget Pool-Supplies | | $3,000.00 | ($3,000.00) |
| 750000 | Budget Pool-Info & Communications | | $11,929.00 | ($11,929.00) |
| 774100 | Data Processing Equipmnt Use-Intrnl | | $3,254.86 | ($3,254.86) |
| 777000 | Budget Pool-Other Miscellaneous | | $47,274.00 | ($47,274.00) |
| **Total Operation** | | | **$65,457.86** | **($65,457.86)** |
| **Net Contribution (use) of Unallocated General: PSI55** | | | **$862,912.93** | **($862,912.93)** |

Report Package: Operating Ledger
report created by: Cats

Dec 4, 2007 3:39:05 PM

# BUDGET REPORT

Organization: PSI555

Report Name: Budget Report by Account

## Prof Psych Operating Budget

Fiscal Year: 2007-08

| ACCOUNT | ACCOUNT_DESC | Revenue Dollars | Expense Dollars | Net Contribution |
|---|---|---|---|---|
| 611100 | Unclassified-Contract | | $75,790.51 | ($75,790.51) |
| 611505 | Grads & Res-Budget Pool | | $87,614.89 | ($87,614.89) |
| 612000 | Classified-Budget Pool | | $111,129.94 | ($111,129.94) |
| 614000 | Faculty-Budget Pool | | $352,022.90 | ($352,022.90) |
| **Total Personnel Services** | | | **$626,558.24** | **($626,558.24)** |
| 621100 | Staff Benefits-Unclassified | | $29,103.55 | ($29,103.55) |
| 622100 | Staff Benefits-Classified/Exmt Hrly | | $51,675.42 | ($51,675.42) |
| 623100 | Staff Benefits-Faculty | | $90,117.86 | ($90,117.86) |
| **Total Benefits** | | | **$170,896.83** | **($170,896.83)** |
| 730000 | Budget Pool-Supplies | | $3,000.00 | ($3,000.00) |
| 750000 | Budget Pool-Info & Communications | | $11,929.00 | ($11,929.00) |
| 774100 | Data Processing Equipmnt Use-Intrnl | | $3,254.86 | ($3,254.86) |
| 777000 | Budget Pool-Other Miscellaneous | | $47,274.00 | ($47,274.00) |
| **Total Operation** | | | **$65,457.86** | **($65,457.86)** |
| **Net Contribution (use) of Unallocated General: PSI555** | | | **$862,912.93** | **($862,912.93)** |

Report Package: Operating Ledger
report created by: Cats

Dec 4, 2007 3:40:50 PM

# BUDGET REPORT

Organization: 271003
Clinical Teaching-Ellis Institute

Report Name: Budget Report by Account

Fiscal Year: 2007-08

| ACCOUNT | ACCOUNT_DESC | Revenue Dollars | Expense Dollars | Net Contribution |
|---|---|---|---|---|
| 611100 | Unclassified-Contract | | $5,312.35 | ($5,312.35) |
| 611505 | Grads & Res-Budget Pool | | $75,961.47 | ($75,961.47) |
| 612000 | Classified-Budget Pool | | $111,129.94 | ($111,129.94) |
| 614000 | Faculty-Budget Pool | | $352,022.90 | ($352,022.90) |
| **Total Personnel Services** | | | **$544,426.66** | **($544,426.66)** |
| 621100 | Staff Benefits-Unclassified | | $2,039.94 | ($2,039.94) |
| 622100 | Staff Benefits-Classified/Exmt Hrly | | $51,675.42 | ($51,675.42) |
| 623100 | Staff Benefits-Faculty | | $90,117.86 | ($90,117.86) |
| **Total Benefits** | | | **$143,833.22** | **($143,833.22)** |
| 730000 | Budget Pool-Supplies | | $3,000.00 | ($3,000.00) |
| 750000 | Budget Pool-Info & Communications | | $11,929.00 | ($11,929.00) |
| 774100 | Data Processing Equipmnt Use-Intrnl | | $2,915.81 | ($2,915.81) |
| 777000 | Budget Pool-Other Miscellaneous | | $47,274.00 | ($47,274.00) |
| **Total Operation** | | | **$65,118.81** | **($65,118.81)** |
| **Net Contribution (use) of Unallocated General: 271003** | | | **$753,378.69** | **($753,378.69)** |

Report Package: Operating Ledger
report created by: Cats

Dec 4, 2007 3:42:57 PM

# BUDGET REPORT

Organization: 271004
Ellis Institute Clinical Admin

Report Name: Budget Report by Account

Fiscal Year: 2007-08

| ACCOUNT | ACCOUNT_DESC | Revenue Dollars | Expense Dollars | Net Contribution |
|---|---|---|---|---|
| 611100 | Unclassified-Contract | | $70,478.16 | ($70,478.16) |
| **Total Personnel Services** | | | **$70,478.16** | **($70,478.16)** |
| 621100 | Staff Benefits-Unclassified | | $27,063.61 | ($27,063.61) |
| **Total Benefits** | | | **$27,063.61** | **($27,063.61)** |
| 774100 | Data Processing Equipmnt Use-Intrnl | | $339.05 | ($339.05) |
| **Total Operation** | | | **$339.05** | **($339.05)** |
| **Net Contribution (use) of Unallocated General: 271004** | | | **$97,880.82** | **($97,880.82)** |

Report Package: Operating Ledger
report created by: Cats

Dec 4, 2007 3:42:57 PM

# BUDGET REPORT

Organization: 271006
Preventing Abuse in the Home

Report Name: Budget Report by Account

Fiscal Year: 2007-08

| ACCOUNT | ACCOUNT_DESC | Revenue Dollars | Expense Dollars | Net Contribution |
|---|---|---|---|---|
| 611505 | Grads & Res-Budget Pool | | $11,653.42 | ($11,653.42) |
| Total Personnel Services | | | **$11,653.42** | **($11,653.42)** |
| Net Contribution (use) of Unallocated General: 271006 | | | **$11,653.42** | **($11,653.42)** |

Report Package: Operating Ledger
report created by: Cats

Dec 4, 2007 3:42:57 PM

# BUDGET REPORT

Organization: SOPPA
School of Professional Psychology

Report Name: Budget Report by Account

Fiscal Year: 2007-08

| ACCOUNT | ACCOUNT_DESC | Revenue Dollars | Expense Dollars | Net Contribution |
|---|---|---|---|---|
| 505250 | Departmental Sales & Service | $4,000.00 | | $4,000.00 |
| 505360 | Clinical Practice Income | $122,484.03 | | $122,484.03 |
| 505370 | Student Clinic Fees | $40,000.00 | | $40,000.00 |
| **Total Revenue** | | **$166,484.03** | | **$166,484.03** |
| 611100 | Unclassified-Contract | | $262,145.06 | ($262,145.06) |
| 611500 | Graduate Assistants | | $57,630.38 | ($57,630.38) |
| 611505 | Grads & Res-Budget Pool | | $5,922.50 | ($5,922.50) |
| 611600 | Residents | | $18,655.88 | ($18,655.88) |
| 612000 | Classified-Budget Pool | | $99,354.93 | ($99,354.93) |
| 612200 | NonExempt Unclassified Hourly | | $46,731.37 | ($46,731.37) |
| 614000 | Faculty-Budget Pool | | $878,845.80 | ($878,845.80) |
| 614109 | Faculty-Vacancy Credit Budget Pool | | $31,199.00 | ($31,199.00) |
| 615000 | Faculty-Other Budget Pool | | $15,520.00 | ($15,520.00) |
| 616000 | Student Wages-Budget Pool | | $20,516.00 | ($20,516.00) |
| **Total Personnel Services** | | | **$1,436,520.92** | **($1,436,520.92)** |
| 621100 | Staff Benefits-Unclassified | | $118,608.56 | ($118,608.56) |
| 622100 | Staff Benefits-Classified/Exmt Hrly | | $46,200.04 | ($46,200.04) |
| 623100 | Staff Benefits-Faculty | | $225,059.53 | ($225,059.53) |
| 623200 | Staff Benefits-Faculty Part Time | | $2,048.64 | ($2,048.64) |
| 624100 | Staff Benefits-Residents | | $9,164.93 | ($9,164.93) |
| **Total Benefits** | | | **$401,081.70** | **($401,081.70)** |
| 717000 | Budget Pool-Contracted Services | | $103,100.03 | ($103,100.03) |
| 730000 | Budget Pool-Supplies | | $17,170.55 | ($17,170.55) |
| 740000 | Budget Pool-Travel | | $22,200.00 | ($22,200.00) |
| 750000 | Budget Pool-Info & Communications | | $52,650.00 | ($52,650.00) |
| 760000 | Budget Pool-Maintenance & Repair | | $7,500.00 | ($7,500.00) |
| 770100 | Insurance | | $18,018.00 | ($18,018.00) |
| 773000 | Budget Pool-Scholarships&Fellowshps | | $586,005.00 | ($586,005.00) |
| 774100 | Data Processing Equipmnt Use-Intrnl | | $121,107.55 | ($121,107.55) |
| 775000 | Budget Pool-Equipment Rental Charge | | $4,350.00 | ($4,350.00) |
| 777000 | Budget Pool-Other Miscellaneous | | $127,798.00 | ($127,798.00) |
| 777030 | Budget Pool-Balance Carryover Exp | | ($17,015.00) | $17,015.00 |
| **Total Operation** | | | **$1,042,884.13** | **($1,042,884.13)** |

Report Package: Operating Ledger
report created by: Cats

Dec 4, 2007 3:39:05 PM

# BUDGET REPORT

Organization: SOPPA
School of Professional Psychology

Report Name: Budget Report by Account

Fiscal Year: 2007-08

| ACCOUNT | ACCOUNT_DESC | Revenue Dollars | Expense Dollars | Net Contribution |
|---|---|---|---|---|
| Net Contribution (use) of Unallocated General: SOPPA | | $166,484.03 | $2,880,486.75 | ($2,714,002.72) |

Report Package: Operating Ledger
report created by: Cats

Dec 4, 2007 3:39:05 PM

# BUDGET REPORT

Organization: SOPPA1
SOPP Operating Budget

Report Name: Budget Report by Account

Fiscal Year: 2007-08

| ACCOUNT | ACCOUNT_DESC | Revenue Dollars | Expense Dollars | Net Contribution |
|---|---|---|---|---|
| 611100 | Unclassified-Contract | | $210,561.55 | ($210,561.55) |
| 611500 | Graduate Assistants | | $57,630.38 | ($57,630.38) |
| 611505 | Grads & Res-Budget Pool | | $5,922.50 | ($5,922.50) |
| 611600 | Residents | | $18,655.88 | ($18,655.88) |
| 612000 | Classified-Budget Pool | | $73,945.67 | ($73,945.67) |
| 612200 | NonExempt Unclassified Hourly | | $46,731.37 | ($46,731.37) |
| 614000 | Faculty-Budget Pool | | $878,845.80 | ($878,845.80) |
| 614109 | Faculty-Vacancy Credit Budget Pool | | $31,199.00 | ($31,199.00) |
| 615000 | Faculty-Other Budget Pool | | $15,520.00 | ($15,520.00) |
| 616000 | Student Wages-Budget Pool | | $20,516.00 | ($20,516.00) |
| **Total Personnel Services** | | | **$1,359,528.15** | **($1,359,528.15)** |
| 621100 | Staff Benefits-Unclassified | | $98,800.49 | ($98,800.49) |
| 622100 | Staff Benefits-Classified/Exmt Hrly | | $34,384.73 | ($34,384.73) |
| 623100 | Staff Benefits-Faculty | | $224,984.53 | ($224,984.53) |
| 623200 | Staff Benefits-Faculty Part Time | | $2,048.64 | ($2,048.64) |
| 624100 | Staff Benefits-Residents | | $9,164.93 | ($9,164.93) |
| **Total Benefits** | | | **$369,383.32** | **($369,383.32)** |
| 717000 | Budget Pool-Contracted Services | | $103,671.00 | ($103,671.00) |
| 730000 | Budget Pool-Supplies | | $14,751.00 | ($14,751.00) |
| 740000 | Budget Pool-Travel | | $22,000.00 | ($22,000.00) |
| 750000 | Budget Pool-Info & Communications | | $51,802.00 | ($51,802.00) |
| 760000 | Budget Pool-Maintenance & Repair | | $7,500.00 | ($7,500.00) |
| 770100 | Insurance | | $18,018.00 | ($18,018.00) |
| 773000 | Budget Pool-Scholarships&Fellowshps | | $0.00 | $0.00 |
| 774100 | Data Processing Equipmnt Use-Intrnl | | $111,822.24 | ($111,822.24) |
| 775000 | Budget Pool-Equipment Rental Charge | | $4,350.00 | ($4,350.00) |
| 777000 | Budget Pool-Other Miscellaneous | | $82,798.00 | ($82,798.00) |
| 777030 | Budget Pool-Balance Carryover Exp | | ($17,015.00) | $17,015.00 |
| **Total Operation** | | | **$399,697.24** | **($399,697.24)** |
| **Net Contribution (use) of Unallocated General: SOPPA1** | | | **$2,128,608.71** | **($2,128,608.71)** |

Report Package: Operating Ledger
report created by: Cats

Dec 4, 2007 3:40:50 PM

# BUDGET REPORT

Organization: 270000
Dean's Office-Professional Psych

Report Name: Budget Report by Account

Fiscal Year: 2007-08

| ACCOUNT | ACCOUNT_DESC | Revenue Dollars | Expense Dollars | Net Contribution |
|---|---|---|---|---|
| 611100 | Unclassified-Contract | | $210,561.55 | ($210,561.55) |
| 611505 | Grads & Res-Budget Pool | | $5,922.50 | ($5,922.50) |
| 612000 | Classified-Budget Pool | | $22,930.69 | ($22,930.69) |
| 612200 | NonExempt Unclassified Hourly | | $46,731.37 | ($46,731.37) |
| 614000 | Faculty-Budget Pool | | $426,937.43 | ($426,937.43) |
| 614109 | Faculty-Vacancy Credit Budget Pool | | $31,199.00 | ($31,199.00) |
| 616000 | Student Wages-Budget Pool | | $20,516.00 | ($20,516.00) |
| **Total Personnel Services** | | | **$764,798.54** | **($764,798.54)** |
| 621100 | Staff Benefits-Unclassified | | $98,800.49 | ($98,800.49) |
| 622100 | Staff Benefits-Classified/Exmt Hrly | | $10,662.77 | ($10,662.77) |
| 623100 | Staff Benefits-Faculty | | $109,295.99 | ($109,295.99) |
| **Total Benefits** | | | **$218,759.25** | **($218,759.25)** |
| 717000 | Budget Pool-Contracted Services | | $60,620.00 | ($60,620.00) |
| 730000 | Budget Pool-Supplies | | $7,751.00 | ($7,751.00) |
| 740000 | Budget Pool-Travel | | $22,000.00 | ($22,000.00) |
| 750000 | Budget Pool-Info & Communications | | $38,302.00 | ($38,302.00) |
| 760000 | Budget Pool-Maintenance & Repair | | $5,000.00 | ($5,000.00) |
| 770100 | Insurance | | $18,018.00 | ($18,018.00) |
| 774100 | Data Processing Equipmnt Use-Intrnl | | $68,061.32 | ($68,061.32) |
| 775000 | Budget Pool-Equipment Rental Charge | | $850.00 | ($850.00) |
| 777000 | Budget Pool-Other Miscellaneous | | $34,347.00 | ($34,347.00) |
| 777030 | Budget Pool-Balance Carryover Exp | | ($17,015.00) | $17,015.00 |
| **Total Operation** | | | **$237,934.32** | **($237,934.32)** |
| **Net Contribution (use) of Unallocated General: 270000** | | | **$1,221,492.11** | **($1,221,492.11)** |

Report Package: Operating Ledger
report created by: Cats

Dec 4, 2007 3:42:57 PM

# BUDGET REPORT

Organization: SOPPA2

Report Name: Budget Report by Account

SOPP Non-Operating Budget

Fiscal Year: 2007-08

| ACCOUNT | ACCOUNT_DESC | Revenue Dollars | Expense Dollars | Net Contribution |
|---|---|---|---|---|
| 505250 | Departmental Sales & Service | $4,000.00 | | $4,000.00 |
| 505360 | Clinical Practice Income | $122,484.03 | | $122,484.03 |
| 505370 | Student Clinic Fees | $40,000.00 | | $40,000.00 |
| **Total Revenue** | | **$166,484.03** | | **$166,484.03** |
| 611100 | Unclassified-Contract | | $51,583.51 | ($51,583.51) |
| 612000 | Classified-Budget Pool | | $25,409.26 | ($25,409.26) |
| **Total Personnel Services** | | | **$76,992.77** | **($76,992.77)** |
| 621100 | Staff Benefits-Unclassified | | $19,808.07 | ($19,808.07) |
| 622100 | Staff Benefits-Classified/Exmt Hrly | | $11,815.31 | ($11,815.31) |
| 623100 | Staff Benefits-Faculty | | $75.00 | ($75.00) |
| **Total Benefits** | | | **$31,698.38** | **($31,698.38)** |
| 717000 | Budget Pool-Contracted Services | | ($570.97) | $570.97 |
| 730000 | Budget Pool-Supplies | | $2,419.55 | ($2,419.55) |
| 740000 | Budget Pool-Travel | | $200.00 | ($200.00) |
| 750000 | Budget Pool-Info & Communications | | $848.00 | ($848.00) |
| 774100 | Data Processing Equipmnt Use-Intrnl | | $9,285.31 | ($9,285.31) |
| 777000 | Budget Pool-Other Miscellaneous | | $45,000.00 | ($45,000.00) |
| **Total Operation** | | | **$57,181.89** | **($57,181.89)** |
| **Net Contribution (use) of Unallocated General: SOPPA2** | | **$166,484.03** | **$165,873.04** | **$610.99** |

Report Package: Operating Ledger

report created by: Cats

Dec 4, 2007 3:40:50 PM

# BUDGET REPORT

Organization: 270003

Report Name: Budget Report by Account

Degree Applic Revenue & Degree Cost

Fiscal Year: 2007-08

| ACCOUNT | ACCOUNT_DESC | Revenue Dollars | Expense Dollars | Net Contribution |
|---|---|---|---|---|
| 611100 | Unclassified-Contract | | $1,815.00 | ($1,815.00) |
| **Total Personnel Services** | | | **$1,815.00** | **($1,815.00)** |
| 621100 | Staff Benefits-Unclassified | | $696.96 | ($696.96) |
| **Total Benefits** | | | **$696.96** | **($696.96)** |
| **Net Contribution (use) of Unallocated General: 270003** | | | **$2,511.96** | **($2,511.96)** |

Report Package: Operating Ledger

report created by: Cats

Dec 4, 2007 3:42:57 PM

# BUDGET REPORT

Organization: 270008

Report Name: Budget Report by Account

R/E SOPP Clinics Ellis FAWC-Stipend

Fiscal Year: 2007-08

| ACCOUNT | ACCOUNT_DESC | Revenue Dollars | Expense Dollars | Net Contribution |
|---|---|---|---|---|
| 505250 | Departmental Sales & Service | $4,000.00 | | $4,000.00 |
| 505360 | Clinical Practice Income | $1,000.00 | | $1,000.00 |
| 505370 | Student Clinic Fees | $40,000.00 | | $40,000.00 |
| **Total Revenue** | | **$45,000.00** | | **$45,000.00** |
| 777000 | Budget Pool-Other Miscellaneous | | $45,000.00 | ($45,000.00) |
| **Total Operation** | | | **$45,000.00** | **($45,000.00)** |
| **Net Contribution (use) of Unallocated General: 270008** | | **$45,000.00** | **$45,000.00** | **$0.00** |

Report Package: Operating Ledger

report created by: Cats

Dec 4, 2007 3:42:57 PM

# BUDGET REPORT

Organization: 270009
R/E Univ Psychological Svcs Assoc

Report Name: Budget Report by Account

Fiscal Year: 2007-08

| ACCOUNT | ACCOUNT_DESC | Revenue Dollars | Expense Dollars | Net Contribution |
|---|---|---|---|---|
| 505360 | Clinical Practice Income | $121,484.03 | | $121,484.03 |
| **Total Revenue** | | **$121,484.03** | | **$121,484.03** |
| 611100 | Unclassified-Contract | | $49,768.51 | ($49,768.51) |
| 612000 | Classified-Budget Pool | | $25,409.26 | ($25,409.26) |
| **Total Personnel Services** | | | **$75,177.77** | **($75,177.77)** |
| 621100 | Staff Benefits-Unclassified | | $19,111.11 | ($19,111.11) |
| 622100 | Staff Benefits-Classified/Exmt Hrly | | $11,815.31 | ($11,815.31) |
| 623100 | Staff Benefits-Faculty | | $75.00 | ($75.00) |
| **Total Benefits** | | | **$31,001.42** | **($31,001.42)** |
| 717000 | Budget Pool-Contracted Services | | ($570.97) | $570.97 |
| 730000 | Budget Pool-Supplies | | $2,419.55 | ($2,419.55) |
| 740000 | Budget Pool-Travel | | $200.00 | ($200.00) |
| 750000 | Budget Pool-Info & Communications | | $848.00 | ($848.00) |
| 774100 | Data Processing Equipmnt Use-Intrnl | | $9,285.31 | ($9,285.31) |
| **Total Operation** | | | **$12,181.89** | **($12,181.89)** |
| **Net Contribution (use) of Unallocated General: 270009** | | **$121,484.03** | **$118,361.08** | **$3,122.95** |

Report Package: Operating Ledger
report created by: Cats

Dec 4, 2007 3:42:57 PM

# BUDGET REPORT

Organization: SOPPA3
SOPP Scholarships & Fellowships

Report Name: Budget Report by Account

Fiscal Year: 2007-08

| ACCOUNT | ACCOUNT_DESC | Revenue Dollars | Expense Dollars | Net Contribution |
|---|---|---|---|---|
| 773000 | Budget Pool-Scholarships&Fellowshps | | $586,005.00 | ($586,005.00) |
| Total Operation | | | **$586,005.00** | **($586,005.00)** |
| Net Contribution (use) of Unallocated General: SOPPA3 | | | **$586,005.00** | **($586,005.00)** |

Report Package: Operating Ledger
report created by: Cats

Dec 4, 2007 3:40:50 PM

# BUDGET REPORT

Organization: 270005
Fellowships-1st Yr Incoming Studnts

Report Name: Budget Report by Account

Fiscal Year: 2007-08

| ACCOUNT | ACCOUNT_DESC | Revenue Dollars | Expense Dollars | Net Contribution |
|---|---|---|---|---|
| 773000 | Budget Pool-Scholarships&Fellowshps | | $236,967.00 | ($236,967.00) |
| Total Operation | | | **$236,967.00** | **($236,967.00)** |
| Net Contribution (use) of Unallocated General: 270005 | | | **$236,967.00** | **($236,967.00)** |

Report Package: Operating Ledger
report created by: Cats

Dec 4, 2007 3:42:57 PM

# BUDGET REPORT

Organization: 271009
Scholarships-Professional Psycholgy

Report Name: Budget Report by Account

Fiscal Year: 2007-08

| ACCOUNT | ACCOUNT_DESC | Revenue Dollars | Expense Dollars | Net Contribution |
|---|---|---|---|---|
| 773000 | Budget Pool-Scholarships&Fellowshps | | $349,038.00 | ($349,038.00) |
| Total Operation | | | **$349,038.00** | **($349,038.00)** |
| Net Contribution (use) of Unallocated General: 271009 | | | **$349,038.00** | **($349,038.00)** |

Report Package: Operating Ledger
report created by: Cats

Dec 4, 2007 3:42:57 PM

# BUDGET REPORT

Organization: SSP55
Student Support Services-SOPP

Report Name: Budget Report by Account

Fiscal Year: 2007-08

| ACCOUNT | ACCOUNT_DESC | Revenue Dollars | Expense Dollars | Net Contribution |
|---|---|---|---|---|
| 611100 | Unclassified-Contract | | $73,864.88 | ($73,864.88) |
| 612000 | Classified-Budget Pool | | $31,381.00 | ($31,381.00) |
| **Total Personnel Services** | | | **$105,245.88** | **($105,245.88)** |
| 621100 | Staff Benefits-Unclassified | | $28,364.11 | ($28,364.11) |
| 622100 | Staff Benefits-Classified/Exmt Hrly | | $14,592.17 | ($14,592.17) |
| **Total Benefits** | | | **$42,956.28** | **($42,956.28)** |
| 774100 | Data Processing Equipmnt Use-Intrnl | | $678.10 | ($678.10) |
| **Total Operation** | | | **$678.10** | **($678.10)** |
| **Net Contribution (use) of Unallocated General: SSP55** | | | **$148,880.26** | **($148,880.26)** |

Report Package: Operating Ledger
report created by: Cats

Dec 4, 2007 3:39:05 PM

# BUDGET REPORT

Organization: SSP555

Report Name: Budget Report by Account

Student Support Svcs Operating Bdgt

Fiscal Year: 2007-08

| ACCOUNT | ACCOUNT_DESC | Revenue Dollars | Expense Dollars | Net Contribution |
|---|---|---|---|---|
| 611100 | Unclassified-Contract | | $73,864.88 | ($73,864.88) |
| 612000 | Classified-Budget Pool | | $31,381.00 | ($31,381.00) |
| **Total Personnel Services** | | | **$105,245.88** | **($105,245.88)** |
| 621100 | Staff Benefits-Unclassified | | $28,364.11 | ($28,364.11) |
| 622100 | Staff Benefits-Classified/Exmt Hrly | | $14,592.17 | ($14,592.17) |
| **Total Benefits** | | | **$42,956.28** | **($42,956.28)** |
| 774100 | Data Processing Equipmnt Use-Intrnl | | $678.10 | ($678.10) |
| **Total Operation** | | | **$678.10** | **($678.10)** |
| **Net Contribution (use) of Unallocated General: SSP555** | | | **$148,880.26** | **($148,880.26)** |

# BUDGET REPORT

Organization: 273000
Student Support Services-SOPP

Report Name: Budget Report by Account

Fiscal Year: 2007-08

| ACCOUNT | ACCOUNT_DESC | Revenue Dollars | Expense Dollars | Net Contribution |
|---|---|---|---|---|
| 611100 | Unclassified-Contract | | $73,864.88 | ($73,864.88) |
| 612000 | Classified-Budget Pool | | $31,381.00 | ($31,381.00) |
| **Total Personnel Services** | | | **$105,245.88** | **($105,245.88)** |
| 621100 | Staff Benefits-Unclassified | | $28,364.11 | ($28,364.11) |
| 622100 | Staff Benefits-Classified/Exmt Hrly | | $14,592.17 | ($14,592.17) |
| **Total Benefits** | | | **$42,956.28** | **($42,956.28)** |
| 774100 | Data Processing Equipmnt Use-Intrnl | | $678.10 | ($678.10) |
| **Total Operation** | | | **$678.10** | **($678.10)** |
| **Net Contribution (use) of Unallocated General: 273000** | | | **$148,880.26** | **($148,880.26)** |

Report Package: Operating Ledger
report created by: Cats

Dec 4, 2007 3:42:57 PM

# BUDGET DETAIL

# H. Provost (cont'd)

## College of Engineering & Computer Science

# BUDGET REPORT

Organization: CECS
College of Engineerg & Computer Sci

Report Name: Budget Report by Account

Fiscal Year: 2007-08

| ACCOUNT | ACCOUNT_DESC | Revenue Dollars | Expense Dollars | Net Contribution |
|---|---|---|---|---|
| 502200 | Laboratory Fees | $475,000.00 | | $475,000.00 |
| **Total Revenue** | | **$475,000.00** | | **$475,000.00** |
| 611100 | Unclassified-Contract | | $1,198,867.65 | ($1,198,867.65) |
| 611800 | Graduate Research Assistants | | $49,411.42 | ($49,411.42) |
| 612000 | Classified-Budget Pool | | $337,959.07 | ($337,959.07) |
| 612200 | NonExempt Unclassified Hourly | | $78,300.79 | ($78,300.79) |
| 614000 | Faculty-Budget Pool | | $6,468,201.49 | ($6,468,201.49) |
| 614109 | Faculty-Vacancy Credit Budget Pool | | $11,833.00 | ($11,833.00) |
| 614300 | Faculty-Teaching/Svc Merit Award | | $557.00 | ($557.00) |
| 615000 | Faculty-Other Budget Pool | | $101,904.00 | ($101,904.00) |
| 615300 | Faculty-Summer | | $645,191.00 | ($645,191.00) |
| 615400 | Graduate Teaching Assistants | | $419,722.07 | ($419,722.07) |
| 616000 | Student Wages-Budget Pool | | $198,010.00 | ($198,010.00) |
| **Total Personnel Services** | | | **$9,509,957.49** | **($9,509,957.49)** |
| 621100 | Staff Benefits-Unclassified | | $486,008.73 | ($486,008.73) |
| 621110 | Staff Benefits-Unclassified<51%/Ret | | $4,423.97 | ($4,423.97) |
| 622100 | Staff Benefits-Classified/Exmt Hrly | | $158,492.20 | ($158,492.20) |
| 623100 | Staff Benefits-Faculty | | $1,655,859.57 | ($1,655,859.57) |
| 623200 | Staff Benefits-Faculty Part Time | | $98,616.53 | ($98,616.53) |
| **Total Benefits** | | | **$2,403,401.00** | **($2,403,401.00)** |
| 717000 | Budget Pool-Contracted Services | | $4,065.00 | ($4,065.00) |
| 730000 | Budget Pool-Supplies | | $529,153.80 | ($529,153.80) |
| 737930 | Cost Recovery-Supplies | | ($3,800.00) | $3,800.00 |
| 740000 | Budget Pool-Travel | | $81,637.00 | ($81,637.00) |
| 750000 | Budget Pool-Info & Communications | | $128,463.50 | ($128,463.50) |
| 760000 | Budget Pool-Maintenance & Repair | | $111,224.99 | ($111,224.99) |
| 767930 | Cost Recovery-Maintenance & Repair | | ($25,500.00) | $25,500.00 |
| 773440 | Waivers-GTA Academic In State | | $277,203.68 | ($277,203.68) |
| 773460 | Waivers-GTA Summer In State | | $158,344.16 | ($158,344.16) |
| 774100 | Data Processing Equipmnt Use-Intrnl | | $595,594.44 | ($595,594.44) |
| 777000 | Budget Pool-Other Miscellaneous | | $73,397.28 | ($73,397.28) |
| 794000 | Budget Pool-Capital Equipment | | $50,000.00 | ($50,000.00) |
| **Total Operation** | | | **$1,979,783.85** | **($1,979,783.85)** |

Report Package: Operating Ledger
report created by: Cats

Dec 4, 2007 3:36:33 PM

# BUDGET REPORT

Organization: CECS
College of Engineerg & Computer Sci

Report Name: Budget Report by Account

Fiscal Year: 2007-08

| ACCOUNT | ACCOUNT_DESC | Revenue Dollars | Expense Dollars | Net Contribution |
|---|---|---|---|---|
| 879300 | Plant O&M Cost Allocatn E&G-Debit | | $31,081.64 | ($31,081.64) |
| 879880 | Earning Support/Trsf-Debit | | $285,900.08 | ($285,900.08) |
| 879890 | Earning Support/Trsf-Credit | | ($281,309.98) | $281,309.98 |
| Total Transfers | | | **$35,671.74** | **($35,671.74)** |
| Net Contribution (use) of Unallocated General: CECS | | **$475,000.00** | **$13,928,814.08** | **($13,453,814.08)** |

Report Package: Operating Ledger
report created by: Cats

Dec 4, 2007 3:36:33 PM

# BUDGET REPORT

Organization: BME55

Report Name: Budget Report by Account

Biomed Indust & Human Factor Engr

Fiscal Year: 2007-08

| ACCOUNT | ACCOUNT_DESC | Revenue Dollars | Expense Dollars | Net Contribution |
|---|---|---|---|---|
| 611100 | Unclassified-Contract | | $60,621.46 | ($60,621.46) |
| 612000 | Classified-Budget Pool | | $73,536.05 | ($73,536.05) |
| 612200 | NonExempt Unclassified Hourly | | $41,810.99 | ($41,810.99) |
| 614000 | Faculty-Budget Pool | | $1,286,941.13 | ($1,286,941.13) |
| 615000 | Faculty-Other Budget Pool | | $3,000.00 | ($3,000.00) |
| 615400 | Graduate Teaching Assistants | | $41,793.28 | ($41,793.28) |
| **Total Personnel Services** | | | **$1,507,702.91** | **($1,507,702.91)** |
| 621100 | Staff Benefits-Unclassified | | $39,334.06 | ($39,334.06) |
| 622100 | Staff Benefits-Classified/Exmt Hrly | | $34,194.40 | ($34,194.40) |
| 623100 | Staff Benefits-Faculty | | $329,456.92 | ($329,456.92) |
| 623200 | Staff Benefits-Faculty Part Time | | $396.00 | ($396.00) |
| **Total Benefits** | | | **$403,381.38** | **($403,381.38)** |
| 730000 | Budget Pool-Supplies | | $20,860.00 | ($20,860.00) |
| 740000 | Budget Pool-Travel | | $7,000.00 | ($7,000.00) |
| 750000 | Budget Pool-Info & Communications | | $10,836.00 | ($10,836.00) |
| 760000 | Budget Pool-Maintenance & Repair | | $1,500.00 | ($1,500.00) |
| 773440 | Waivers-GTA Academic In State | | $26,825.76 | ($26,825.76) |
| 773460 | Waivers-GTA Summer In State | | $15,323.36 | ($15,323.36) |
| 774100 | Data Processing Equipmnt Use-Intrnl | | $74,705.83 | ($74,705.83) |
| 777000 | Budget Pool-Other Miscellaneous | | ($23,882.00) | $23,882.00 |
| **Total Operation** | | | **$133,168.95** | **($133,168.95)** |
| **Net Contribution (use) of Unallocated General: BME55** | | | **$2,044,253.24** | **($2,044,253.24)** |

Report Package: Operating Ledger

report created by: Cats

Dec 4, 2007 3:39:05 PM

# BUDGET REPORT

Organization: BME555

Report Name: Budget Report by Account

Biomed Indust & Human Factor Engr

Fiscal Year: 2007-08

| ACCOUNT | ACCOUNT_DESC | Revenue Dollars | Expense Dollars | Net Contribution |
|---|---|---|---|---|
| 611100 | Unclassified-Contract | | $60,621.46 | ($60,621.46) |
| 612000 | Classified-Budget Pool | | $73,536.05 | ($73,536.05) |
| 612200 | NonExempt Unclassified Hourly | | $41,810.99 | ($41,810.99) |
| 614000 | Faculty-Budget Pool | | $1,286,941.13 | ($1,286,941.13) |
| 615000 | Faculty-Other Budget Pool | | $3,000.00 | ($3,000.00) |
| 615400 | Graduate Teaching Assistants | | $41,793.28 | ($41,793.28) |
| **Total Personnel Services** | | | **$1,507,702.91** | **($1,507,702.91)** |
| 621100 | Staff Benefits-Unclassified | | $39,334.06 | ($39,334.06) |
| 622100 | Staff Benefits-Classified/Exmt Hrly | | $34,194.40 | ($34,194.40) |
| 623100 | Staff Benefits-Faculty | | $329,456.92 | ($329,456.92) |
| 623200 | Staff Benefits-Faculty Part Time | | $396.00 | ($396.00) |
| **Total Benefits** | | | **$403,381.38** | **($403,381.38)** |
| 730000 | Budget Pool-Supplies | | $20,860.00 | ($20,860.00) |
| 740000 | Budget Pool-Travel | | $7,000.00 | ($7,000.00) |
| 750000 | Budget Pool-Info & Communications | | $10,836.00 | ($10,836.00) |
| 760000 | Budget Pool-Maintenance & Repair | | $1,500.00 | ($1,500.00) |
| 773440 | Waivers-GTA Academic In State | | $26,825.76 | ($26,825.76) |
| 773460 | Waivers-GTA Summer In State | | $15,323.36 | ($15,323.36) |
| 774100 | Data Processing Equipmnt Use-Intrnl | | $74,705.83 | ($74,705.83) |
| 777000 | Budget Pool-Other Miscellaneous | | ($23,882.00) | $23,882.00 |
| **Total Operation** | | | **$133,168.95** | **($133,168.95)** |
| **Net Contribution (use) of Unallocated General: BME555** | | | **$2,044,253.24** | **($2,044,253.24)** |

Report Package: Operating Ledger

report created by: Cats

Dec 4, 2007 3:40:50 PM

# BUDGET REPORT

Organization: 285000
Biomed & Human Factor Enginr

Report Name: Budget Report by Account

Fiscal Year: 2007-08

| ACCOUNT | ACCOUNT_DESC | Revenue Dollars | Expense Dollars | Net Contribution |
|---|---|---|---|---|
| 611100 | Unclassified-Contract | | $27,122.00 | ($27,122.00) |
| 612000 | Classified-Budget Pool | | $73,536.05 | ($73,536.05) |
| 612200 | NonExempt Unclassified Hourly | | $1,174.56 | ($1,174.56) |
| 614000 | Faculty-Budget Pool | | $1,286,941.13 | ($1,286,941.13) |
| 615000 | Faculty-Other Budget Pool | | $3,000.00 | ($3,000.00) |
| 615400 | Graduate Teaching Assistants | | $41,793.28 | ($41,793.28) |
| **Total Personnel Services** | | | **$1,433,567.02** | **($1,433,567.02)** |
| 621100 | Staff Benefits-Unclassified | | $10,865.88 | ($10,865.88) |
| 622100 | Staff Benefits-Classified/Exmt Hrly | | $34,194.40 | ($34,194.40) |
| 623100 | Staff Benefits-Faculty | | $329,456.92 | ($329,456.92) |
| 623200 | Staff Benefits-Faculty Part Time | | $396.00 | ($396.00) |
| **Total Benefits** | | | **$374,913.20** | **($374,913.20)** |
| 730000 | Budget Pool-Supplies | | $20,860.00 | ($20,860.00) |
| 740000 | Budget Pool-Travel | | $7,000.00 | ($7,000.00) |
| 750000 | Budget Pool-Info & Communications | | $10,836.00 | ($10,836.00) |
| 760000 | Budget Pool-Maintenance & Repair | | $1,500.00 | ($1,500.00) |
| 773440 | Waivers-GTA Academic In State | | $26,825.76 | ($26,825.76) |
| 773460 | Waivers-GTA Summer In State | | $15,323.36 | ($15,323.36) |
| 774100 | Data Processing Equipmnt Use-Intrnl | | $73,349.63 | ($73,349.63) |
| 777000 | Budget Pool-Other Miscellaneous | | ($10,290.00) | $10,290.00 |
| **Total Operation** | | | **$145,404.75** | **($145,404.75)** |
| **Net Contribution (use) of Unallocated General: 285000** | | | **$1,953,884.97** | **($1,953,884.97)** |

Report Package: Operating Ledger
report created by: Cats

Dec 4, 2007 3:42:57 PM

# BUDGET REPORT

Organization: 285003

Report Name: Budget Report by Account

Human Factor Engr Dist Ed Masters

Fiscal Year: 2007-08

| ACCOUNT | ACCOUNT_DESC | Revenue Dollars | Expense Dollars | Net Contribution |
|---|---|---|---|---|
| 612200 | NonExempt Unclassified Hourly | | $40,636.43 | ($40,636.43) |
| **Total Personnel Services** | | | **$40,636.43** | **($40,636.43)** |
| 621100 | Staff Benefits-Unclassified | | $15,604.39 | ($15,604.39) |
| **Total Benefits** | | | **$15,604.39** | **($15,604.39)** |
| 774100 | Data Processing Equipmnt Use-Intrnl | | $678.10 | ($678.10) |
| 777000 | Budget Pool-Other Miscellaneous | | $27,970.00 | ($27,970.00) |
| **Total Operation** | | | **$28,648.10** | **($28,648.10)** |
| **Net Contribution (use) of Unallocated General: 285003** | | | **$84,888.92** | **($84,888.92)** |

Report Package: Operating Ledger

report created by: Cats

Dec 4, 2007 3:42:57 PM

# BUDGET REPORT

Organization: 285005
Research-Sundaram Narayanan

Report Name: Budget Report by Account

Fiscal Year: 2007-08

| ACCOUNT | ACCOUNT_DESC | Revenue Dollars | Expense Dollars | Net Contribution |
|---|---|---|---|---|
| 777000 | Budget Pool-Other Miscellaneous | | $2,702.14 | ($2,702.14) |
| Total Operation | | | **$2,702.14** | **($2,702.14)** |
| Net Contribution (use) of Unallocated General: 285005 | | | **$2,702.14** | **($2,702.14)** |

Report Package: Operating Ledger
report created by: Cats

Dec 4, 2007 3:42:57 PM

# BUDGET REPORT

Organization: 285006
Research-Jennie Gallimore

Report Name: Budget Report by Account

Fiscal Year: 2007-08

| ACCOUNT | ACCOUNT_DESC | Revenue Dollars | Expense Dollars | Net Contribution |
|---|---|---|---|---|
| 777000 | Budget Pool-Other Miscellaneous | | $133.96 | ($133.96) |
| Total Operation | | | **$133.96** | **($133.96)** |
| Net Contribution (use) of Unallocated General: 285006 | | | **$133.96** | **($133.96)** |

Report Package: Operating Ledger
report created by: Cats

Dec 4, 2007 3:42:57 PM

# BUDGET REPORT

Organization: 285011
Research-Raymond Hill

Report Name: Budget Report by Account

Fiscal Year: 2007-08

| ACCOUNT | ACCOUNT_DESC | Revenue Dollars | Expense Dollars | Net Contribution |
|---|---|---|---|---|
| 777000 | Budget Pool-Other Miscellaneous | | $5,307.32 | ($5,307.32) |
| Total Operation | | | **$5,307.32** | **($5,307.32)** |
| Net Contribution (use) of Unallocated General: 285011 | | | **$5,307.32** | **($5,307.32)** |

Report Package: Operating Ledger
report created by: Cats

Dec 4, 2007 3:42:57 PM

# BUDGET REPORT

Organization: 285018
Research-Chandler Phillips

Report Name: Budget Report by Account

Fiscal Year: 2007-08

| ACCOUNT | ACCOUNT_DESC | Revenue Dollars | Expense Dollars | Net Contribution |
|---|---|---|---|---|
| 777000 | Budget Pool-Other Miscellaneous | | $341.51 | ($341.51) |
| Total Operation | | | **$341.51** | **($341.51)** |
| Net Contribution (use) of Unallocated General: 285018 | | | **$341.51** | **($341.51)** |

Report Package: Operating Ledger
report created by: Cats

Dec 4, 2007 3:42:57 PM

# BUDGET REPORT

Organization: 285019
Research-Thomas Hangartner

Report Name: Budget Report by Account

Fiscal Year: 2007-08

| ACCOUNT | ACCOUNT_DESC | Revenue Dollars | Expense Dollars | Net Contribution |
|---|---|---|---|---|
| 774100 | Data Processing Equipmnt Use-Intrnl | | $339.05 | ($339.05) |
| Total Operation | | | **$339.05** | **($339.05)** |
| Net Contribution (use) of Unallocated General: 285019 | | | **$339.05** | **($339.05)** |

Report Package: Operating Ledger
report created by: Cats

Dec 4, 2007 3:42:57 PM

# BUDGET REPORT

Organization: 285022
RIF-Biomed Indust & HF Engr

Report Name: Budget Report by Account

Fiscal Year: 2007-08

| ACCOUNT | ACCOUNT_DESC | Revenue Dollars | Expense Dollars | Net Contribution |
|---|---|---|---|---|
| 777000 | Budget Pool-Other Miscellaneous | | ($8,484.93) | $8,484.93 |
| Total Operation | | | **($8,484.93)** | **$8,484.93** |
| Net Contribution (use) of Unallocated General: 285022 | | | **($8,484.93)** | **$8,484.93** |

Report Package: Operating Ledger
report created by: Cats

Dec 4, 2007 3:42:57 PM

# BUDGET REPORT

Organization: 285023
Technical Writing Support

Report Name: Budget Report by Account

Fiscal Year: 2007-08

| ACCOUNT | ACCOUNT_DESC | Revenue Dollars | Expense Dollars | Net Contribution |
|---|---|---|---|---|
| 611100 | Unclassified-Contract | | $33,499.46 | ($33,499.46) |
| **Total Personnel Services** | | | **$33,499.46** | **($33,499.46)** |
| 621100 | Staff Benefits-Unclassified | | $12,863.79 | ($12,863.79) |
| **Total Benefits** | | | **$12,863.79** | **($12,863.79)** |
| 777000 | Budget Pool-Other Miscellaneous | | ($41,562.00) | $41,562.00 |
| **Total Operation** | | | **($41,562.00)** | **$41,562.00** |
| **Net Contribution (use) of Unallocated General: 285023** | | | **$4,801.25** | **($4,801.25)** |

Report Package: Operating Ledger
report created by: Cats

Dec 4, 2007 3:42:57 PM

# BUDGET REPORT

Organization: 285030
Continuing Educ Ergonomics

Report Name: Budget Report by Account

Fiscal Year: 2007-08

| ACCOUNT | ACCOUNT_DESC | Revenue Dollars | Expense Dollars | Net Contribution |
|---|---|---|---|---|
| 774100 | Data Processing Equipmnt Use-Intrnl | | $339.05 | ($339.05) |
| Total Operation | | | **$339.05** | **($339.05)** |
| Net Contribution (use) of Unallocated General: 285030 | | | **$339.05** | **($339.05)** |

Report Package: Operating Ledger
report created by: Cats

Dec 4, 2007 3:42:57 PM

# BUDGET REPORT

Organization: CECS5
College of Eng & Computer Sci Admin

Report Name: Budget Report by Account

Fiscal Year: 2007-08

| ACCOUNT | ACCOUNT_DESC | Revenue Dollars | Expense Dollars | Net Contribution |
|---|---|---|---|---|
| 502200 | Laboratory Fees | $475,000.00 | | $475,000.00 |
| **Total Revenue** | | **$475,000.00** | | **$475,000.00** |
| 611100 | Unclassified-Contract | | $711,608.77 | ($711,608.77) |
| 611800 | Graduate Research Assistants | | $49,411.42 | ($49,411.42) |
| 612000 | Classified-Budget Pool | | $60,678.16 | ($60,678.16) |
| 614000 | Faculty-Budget Pool | | $278,240.96 | ($278,240.96) |
| 614109 | Faculty-Vacancy Credit Budget Pool | | $11,833.00 | ($11,833.00) |
| 614300 | Faculty-Teaching/Svc Merit Award | | $557.00 | ($557.00) |
| 615300 | Faculty-Summer | | $645,191.00 | ($645,191.00) |
| 615400 | Graduate Teaching Assistants | | $9,295.46 | ($9,295.46) |
| 616000 | Student Wages-Budget Pool | | $48,226.50 | ($48,226.50) |
| **Total Personnel Services** | | | **$1,815,042.27** | **($1,815,042.27)** |
| 621100 | Staff Benefits-Unclassified | | $268,833.82 | ($268,833.82) |
| 621110 | Staff Benefits-Unclassified<51%/Ret | | $4,423.97 | ($4,423.97) |
| 622100 | Staff Benefits-Classified/Exmt Hrly | | $28,215.35 | ($28,215.35) |
| 623100 | Staff Benefits-Faculty | | $71,229.69 | ($71,229.69) |
| 623200 | Staff Benefits-Faculty Part Time | | $85,165.21 | ($85,165.21) |
| **Total Benefits** | | | **$457,868.04** | **($457,868.04)** |
| 717000 | Budget Pool-Contracted Services | | $3,179.00 | ($3,179.00) |
| 730000 | Budget Pool-Supplies | | $380,217.80 | ($380,217.80) |
| 740000 | Budget Pool-Travel | | $35,187.00 | ($35,187.00) |
| 750000 | Budget Pool-Info & Communications | | $47,801.50 | ($47,801.50) |
| 760000 | Budget Pool-Maintenance & Repair | | $72,441.49 | ($72,441.49) |
| 773440 | Waivers-GTA Academic In State | | $17,883.84 | ($17,883.84) |
| 773460 | Waivers-GTA Summer In State | | $10,215.92 | ($10,215.92) |
| 774100 | Data Processing Equipmnt Use-Intrnl | | $84,859.41 | ($84,859.41) |
| 777000 | Budget Pool-Other Miscellaneous | | $89,422.28 | ($89,422.28) |
| 794000 | Budget Pool-Capital Equipment | | $50,000.00 | ($50,000.00) |
| **Total Operation** | | | **$791,208.24** | **($791,208.24)** |
| 879880 | Earning Support/Trsf-Debit | | $285,900.08 | ($285,900.08) |
| **Total Transfers** | | | **$285,900.08** | **($285,900.08)** |
| **Net Contribution (use) of Unallocated General: CECS5** | | **$475,000.00** | **$3,350,018.63** | **($2,875,018.63)** |

Report Package: Operating Ledger
report created by: Cats

Dec 4, 2007 3:39:05 PM

# BUDGET REPORT

Organization: CECS55
College of Eng & Computer Sci Admin

Report Name: Budget Report by Account

Fiscal Year: 2007-08

| ACCOUNT | ACCOUNT_DESC | Revenue Dollars | Expense Dollars | Net Contribution |
|---|---|---|---|---|
| 502200 | Laboratory Fees | $475,000.00 | | $475,000.00 |
| **Total Revenue** | | **$475,000.00** | | **$475,000.00** |
| 611100 | Unclassified-Contract | | $711,608.77 | ($711,608.77) |
| 611800 | Graduate Research Assistants | | $49,411.42 | ($49,411.42) |
| 612000 | Classified-Budget Pool | | $60,678.16 | ($60,678.16) |
| 614000 | Faculty-Budget Pool | | $278,240.96 | ($278,240.96) |
| 614109 | Faculty-Vacancy Credit Budget Pool | | $11,833.00 | ($11,833.00) |
| 614300 | Faculty-Teaching/Svc Merit Award | | $557.00 | ($557.00) |
| 615300 | Faculty-Summer | | $645,191.00 | ($645,191.00) |
| 615400 | Graduate Teaching Assistants | | $9,295.46 | ($9,295.46) |
| 616000 | Student Wages-Budget Pool | | $48,226.50 | ($48,226.50) |
| **Total Personnel Services** | | | **$1,815,042.27** | **($1,815,042.27)** |
| 621100 | Staff Benefits-Unclassified | | $268,833.82 | ($268,833.82) |
| 621110 | Staff Benefits-Unclassified<51%/Ret | | $4,423.97 | ($4,423.97) |
| 622100 | Staff Benefits-Classified/Exmt Hrly | | $28,215.35 | ($28,215.35) |
| 623100 | Staff Benefits-Faculty | | $71,229.69 | ($71,229.69) |
| 623200 | Staff Benefits-Faculty Part Time | | $85,165.21 | ($85,165.21) |
| **Total Benefits** | | | **$457,868.04** | **($457,868.04)** |
| 717000 | Budget Pool-Contracted Services | | $3,179.00 | ($3,179.00) |
| 730000 | Budget Pool-Supplies | | $380,217.80 | ($380,217.80) |
| 740000 | Budget Pool-Travel | | $35,187.00 | ($35,187.00) |
| 750000 | Budget Pool-Info & Communications | | $47,801.50 | ($47,801.50) |
| 760000 | Budget Pool-Maintenance & Repair | | $72,441.49 | ($72,441.49) |
| 773440 | Waivers-GTA Academic In State | | $17,883.84 | ($17,883.84) |
| 773460 | Waivers-GTA Summer In State | | $10,215.92 | ($10,215.92) |
| 774100 | Data Processing Equipmnt Use-Intrnl | | $84,859.41 | ($84,859.41) |
| 777000 | Budget Pool-Other Miscellaneous | | $89,422.28 | ($89,422.28) |
| 794000 | Budget Pool-Capital Equipment | | $50,000.00 | ($50,000.00) |
| **Total Operation** | | | **$791,208.24** | **($791,208.24)** |
| 879880 | Earning Support/Trsf-Debit | | $285,900.08 | ($285,900.08) |
| **Total Transfers** | | | **$285,900.08** | **($285,900.08)** |
| **Net Contribution (use) of Unallocated General: CECS55** | | **$475,000.00** | **$3,350,018.63** | **($2,875,018.63)** |

Report Package: Operating Ledger
report created by: Cats

Dec 4, 2007 3:40:50 PM

# BUDGET REPORT

Organization: 280000

Report Name: Budget Report by Account

Dean's Office-Engineering &Comp Sci

Fiscal Year: 2007-08

| ACCOUNT | ACCOUNT_DESC | Revenue Dollars | Expense Dollars | Net Contribution |
|---|---|---|---|---|
| 611100 | Unclassified-Contract | | $396,044.51 | ($396,044.51) |
| 612000 | Classified-Budget Pool | | $60,678.16 | ($60,678.16) |
| 614000 | Faculty-Budget Pool | | $186,781.88 | ($186,781.88) |
| 614109 | Faculty-Vacancy Credit Budget Pool | | $11,833.00 | ($11,833.00) |
| 614300 | Faculty-Teaching/Svc Merit Award | | $557.00 | ($557.00) |
| 616000 | Student Wages-Budget Pool | | $19,886.50 | ($19,886.50) |
| **Total Personnel Services** | | | **$675,781.05** | **($675,781.05)** |
| 621100 | Staff Benefits-Unclassified | | $147,657.13 | ($147,657.13) |
| 621110 | Staff Benefits-Unclassified<51%/Ret | | $4,423.97 | ($4,423.97) |
| 622100 | Staff Benefits-Classified/Exmt Hrly | | $28,215.35 | ($28,215.35) |
| 623100 | Staff Benefits-Faculty | | $47,816.17 | ($47,816.17) |
| **Total Benefits** | | | **$228,112.62** | **($228,112.62)** |
| 717000 | Budget Pool-Contracted Services | | $3,179.00 | ($3,179.00) |
| 730000 | Budget Pool-Supplies | | $21,500.00 | ($21,500.00) |
| 740000 | Budget Pool-Travel | | $28,800.00 | ($28,800.00) |
| 750000 | Budget Pool-Info & Communications | | $21,767.00 | ($21,767.00) |
| 760000 | Budget Pool-Maintenance & Repair | | $3,840.00 | ($3,840.00) |
| 774100 | Data Processing Equipmnt Use-Intrnl | | $81,246.46 | ($81,246.46) |
| **Total Operation** | | | **$160,332.46** | **($160,332.46)** |
| **Net Contribution (use) of Unallocated General: 280000** | | | **$1,064,226.13** | **($1,064,226.13)** |

Report Package: Operating Ledger

report created by: Cats

Dec 4, 2007 3:42:57 PM

# BUDGET REPORT

Organization: 280002
Summer Eng & Computer Sci

Report Name: Budget Report by Account

Fiscal Year: 2007-08

| ACCOUNT | ACCOUNT_DESC | Revenue Dollars | Expense Dollars | Net Contribution |
|---|---|---|---|---|
| 615300 | Faculty-Summer | | $645,191.00 | ($645,191.00) |
| 615400 | Graduate Teaching Assistants | | $9,295.46 | ($9,295.46) |
| 616000 | Student Wages-Budget Pool | | $12,339.00 | ($12,339.00) |
| **Total Personnel Services** | | | **$666,825.46** | **($666,825.46)** |
| 623200 | Staff Benefits-Faculty Part Time | | $85,165.21 | ($85,165.21) |
| **Total Benefits** | | | **$85,165.21** | **($85,165.21)** |
| 773440 | Waivers-GTA Academic In State | | $17,883.84 | ($17,883.84) |
| 773460 | Waivers-GTA Summer In State | | $10,215.92 | ($10,215.92) |
| 777000 | Budget Pool-Other Miscellaneous | | $5,129.28 | ($5,129.28) |
| **Total Operation** | | | **$33,229.04** | **($33,229.04)** |
| **Net Contribution (use) of Unallocated General: 280002** | | | **$785,219.71** | **($785,219.71)** |

Report Package: Operating Ledger
report created by: Cats

Dec 4, 2007 3:42:57 PM

# BUDGET REPORT

Organization: 280003
CECS Academic Support

Report Name: Budget Report by Account

Fiscal Year: 2007-08

| ACCOUNT | ACCOUNT_DESC | Revenue Dollars | Expense Dollars | Net Contribution |
|---|---|---|---|---|
| 611100 | Unclassified-Contract | | $209,315.03 | ($209,315.03) |
| 614000 | Faculty-Budget Pool | | $73,814.36 | ($73,814.36) |
| 616000 | Student Wages-Budget Pool | | $1.00 | ($1.00) |
| **Total Personnel Services** | | | **$283,130.39** | **($283,130.39)** |
| 621100 | Staff Benefits-Unclassified | | $80,376.98 | ($80,376.98) |
| 623100 | Staff Benefits-Faculty | | $18,896.47 | ($18,896.47) |
| **Total Benefits** | | | **$99,273.45** | **($99,273.45)** |
| 730000 | Budget Pool-Supplies | | $16,000.00 | ($16,000.00) |
| 740000 | Budget Pool-Travel | | $4,387.00 | ($4,387.00) |
| 750000 | Budget Pool-Info & Communications | | $7,322.00 | ($7,322.00) |
| 760000 | Budget Pool-Maintenance & Repair | | $12,601.49 | ($12,601.49) |
| 774100 | Data Processing Equipmnt Use-Intrnl | | $1,050.21 | ($1,050.21) |
| **Total Operation** | | | **$41,360.70** | **($41,360.70)** |
| **Net Contribution (use) of Unallocated General: 280003** | | | **$423,764.54** | **($423,764.54)** |

Report Package: Operating Ledger
report created by: Cats

Dec 4, 2007 3:42:57 PM

# BUDGET REPORT

Organization: 280004
Recruiting Stdt Activities Outreach

Report Name: Budget Report by Account

Fiscal Year: 2007-08

| ACCOUNT | ACCOUNT_DESC | Revenue Dollars | Expense Dollars | Net Contribution |
|---|---|---|---|---|
| 740000 | Budget Pool-Travel | | $2,000.00 | ($2,000.00) |
| 750000 | Budget Pool-Info & Communications | | $8,000.00 | ($8,000.00) |
| Total Operation | | | **$10,000.00** | **($10,000.00)** |
| Net Contribution (use) of Unallocated General: 280004 | | | **$10,000.00** | **($10,000.00)** |

Report Package: Operating Ledger
report created by: Cats

Dec 4, 2007 3:42:57 PM

# BUDGET REPORT

Organization: 280006
Engineering PhD Assistantships

Report Name: Budget Report by Account

Fiscal Year: 2007-08

| ACCOUNT | ACCOUNT_DESC | Revenue Dollars | Expense Dollars | Net Contribution |
|---|---|---|---|---|
| 611100 | Unclassified-Contract | | $35,473.25 | ($35,473.25) |
| 611800 | Graduate Research Assistants | | $49,411.42 | ($49,411.42) |
| 614000 | Faculty-Budget Pool | | $17,644.72 | ($17,644.72) |
| **Total Personnel Services** | | | **$102,529.39** | **($102,529.39)** |
| 621100 | Staff Benefits-Unclassified | | $13,621.73 | ($13,621.73) |
| 623100 | Staff Benefits-Faculty | | $4,517.05 | ($4,517.05) |
| **Total Benefits** | | | **$18,138.78** | **($18,138.78)** |
| 774100 | Data Processing Equipmnt Use-Intrnl | | $644.19 | ($644.19) |
| 777000 | Budget Pool-Other Miscellaneous | | $84,293.00 | ($84,293.00) |
| **Total Operation** | | | **$84,937.19** | **($84,937.19)** |
| **Net Contribution (use) of Unallocated General: 280006** | | | **$205,605.36** | **($205,605.36)** |

Report Package: Operating Ledger
report created by: Cats

Dec 4, 2007 3:42:57 PM

# BUDGET REPORT

Organization: 280007

Earnings Support-Engrg & Comp Sci

Report Name: Budget Report by Account

Fiscal Year: 2007-08

| ACCOUNT | ACCOUNT_DESC | Revenue Dollars | Expense Dollars | Net Contribution |
|---|---|---|---|---|
| 879880 | Earning Support/Trsf-Debit | | $285,900.08 | ($285,900.08) |
| Total Transfers | | | **$285,900.08** | **($285,900.08)** |
| Net Contribution (use) of Unallocated General: 280007 | | | **$285,900.08** | **($285,900.08)** |

Report Package: Operating Ledger

report created by: Cats

Dec 4, 2007 3:42:57 PM

# BUDGET REPORT

Organization: 280010
RIF-Dean Engineer & Computer Sci

Report Name: Budget Report by Account

Fiscal Year: 2007-08

| ACCOUNT | ACCOUNT_DESC | Revenue Dollars | Expense Dollars | Net Contribution |
|---|---|---|---|---|
| 774100 | Data Processing Equipmnt Use-Intrnl | | $396.69 | ($396.69) |
| Total Operation | | | **$396.69** | **($396.69)** |
| Net Contribution (use) of Unallocated General: 280010 | | | **$396.69** | **($396.69)** |

Report Package: Operating Ledger
report created by: Cats

Dec 4, 2007 3:42:57 PM

# BUDGET REPORT

Organization: 280011

Report Name: Budget Report by Account

Recruitmnt/Retentn of CECS Students

Fiscal Year: 2007-08

| ACCOUNT | ACCOUNT_DESC | Revenue Dollars | Expense Dollars | Net Contribution |
|---|---|---|---|---|
| 611100 | Unclassified-Contract | | $64,023.98 | ($64,023.98) |
| **Total Personnel Services** | | | **$64,023.98** | **($64,023.98)** |
| 621100 | Staff Benefits-Unclassified | | $24,585.21 | ($24,585.21) |
| **Total Benefits** | | | **$24,585.21** | **($24,585.21)** |
| 750000 | Budget Pool-Info & Communications | | $10,712.50 | ($10,712.50) |
| 774100 | Data Processing Equipmnt Use-Intrnl | | $593.33 | ($593.33) |
| **Total Operation** | | | **$11,305.83** | **($11,305.83)** |
| **Net Contribution (use) of Unallocated General: 280011** | | | **$99,915.02** | **($99,915.02)** |

Report Package: Operating Ledger

report created by: Cats

Dec 4, 2007 3:42:57 PM

# BUDGET REPORT

Organization: 280012

Report Name: Budget Report by Account

R/E Supplemental Instructional Fee

Fiscal Year: 2007-08

| ACCOUNT | ACCOUNT_DESC | Revenue Dollars | Expense Dollars | Net Contribution |
|---|---|---|---|---|
| 502200 | Laboratory Fees | $475,000.00 | | $475,000.00 |
| **Total Revenue** | | **$475,000.00** | | **$475,000.00** |
| 611100 | Unclassified-Contract | | $6,752.00 | ($6,752.00) |
| 616000 | Student Wages-Budget Pool | | $16,000.00 | ($16,000.00) |
| **Total Personnel Services** | | | **$22,752.00** | **($22,752.00)** |
| 621100 | Staff Benefits-Unclassified | | $2,592.77 | ($2,592.77) |
| **Total Benefits** | | | **$2,592.77** | **($2,592.77)** |
| 730000 | Budget Pool-Supplies | | $342,717.80 | ($342,717.80) |
| 760000 | Budget Pool-Maintenance & Repair | | $56,000.00 | ($56,000.00) |
| 774100 | Data Processing Equipmnt Use-Intrnl | | $928.53 | ($928.53) |
| 794000 | Budget Pool-Capital Equipment | | $50,000.00 | ($50,000.00) |
| **Total Operation** | | | **$449,646.33** | **($449,646.33)** |
| **Net Contribution (use) of Unallocated General: 280012** | | **$475,000.00** | **$474,991.10** | **$8.90** |

Report Package: Operating Ledger

report created by: Cats

Dec 4, 2007 3:42:57 PM

# BUDGET REPORT

Organization: CEF55
Freshman Engineering

Report Name: Budget Report by Account

Fiscal Year: 2007-08

| ACCOUNT | ACCOUNT_DESC | Revenue Dollars | Expense Dollars | Net Contribution |
|---|---|---|---|---|
| 774100 | Data Processing Equipmnt Use-Intrnl | | $339.05 | ($339.05) |
| Total Operation | | | **$339.05** | **($339.05)** |
| Net Contribution (use) of Unallocated General: CEF55 | | | **$339.05** | **($339.05)** |

Report Package: Operating Ledger
report created by: Cats

Dec 4, 2007 3:39:05 PM

# BUDGET REPORT

Organization: CEF555
Freshman Engineering

Report Name: Budget Report by Account

Fiscal Year: 2007-08

| ACCOUNT | ACCOUNT_DESC | Revenue Dollars | Expense Dollars | Net Contribution |
|---|---|---|---|---|
| 774100 | Data Processing Equipmnt Use-Intrnl | | $339.05 | ($339.05) |
| Total Operation | | | **$339.05** | **($339.05)** |
| Net Contribution (use) of Unallocated General: CEF555 | | | **$339.05** | **($339.05)** |

Report Package: Operating Ledger
report created by: Cats

Dec 4, 2007 3:40:50 PM

# BUDGET REPORT

Organization: 281400

First Year Engineering Programs

Report Name: Budget Report by Account

Fiscal Year: 2007-08

| ACCOUNT | ACCOUNT_DESC | Revenue Dollars | Expense Dollars | Net Contribution |
|---|---|---|---|---|
| 774100 | Data Processing Equipmnt Use-Intrnl | | $339.05 | ($339.05) |
| Total Operation | | | **$339.05** | **($339.05)** |
| Net Contribution (use) of Unallocated General: 281400 | | | **$339.05** | **($339.05)** |

Report Package: Operating Ledger

report created by: Cats

Dec 4, 2007 3:42:57 PM

# BUDGET REPORT

Organization: CSC55
Computer Science

Report Name: Budget Report by Account

Fiscal Year: 2007-08

| ACCOUNT | ACCOUNT_DESC | Revenue Dollars | Expense Dollars | Net Contribution |
|---|---|---|---|---|
| 611100 | Unclassified-Contract | | $110,821.04 | ($110,821.04) |
| 612000 | Classified-Budget Pool | | $71,986.10 | ($71,986.10) |
| 614000 | Faculty-Budget Pool | | $1,756,278.89 | ($1,756,278.89) |
| 615000 | Faculty-Other Budget Pool | | $45,992.00 | ($45,992.00) |
| 615400 | Graduate Teaching Assistants | | $174,214.78 | ($174,214.78) |
| 616000 | Student Wages-Budget Pool | | $83,668.50 | ($83,668.50) |
| **Total Personnel Services** | | | **$2,242,961.31** | **($2,242,961.31)** |
| 621100 | Staff Benefits-Unclassified | | $42,555.28 | ($42,555.28) |
| 622100 | Staff Benefits-Classified/Exmt Hrly | | $34,593.87 | ($34,593.87) |
| 623100 | Staff Benefits-Faculty | | $449,607.38 | ($449,607.38) |
| 623200 | Staff Benefits-Faculty Part Time | | $6,070.94 | ($6,070.94) |
| **Total Benefits** | | | **$532,827.47** | **($532,827.47)** |
| 717000 | Budget Pool-Contracted Services | | $886.00 | ($886.00) |
| 730000 | Budget Pool-Supplies | | $40,804.00 | ($40,804.00) |
| 740000 | Budget Pool-Travel | | $17,000.00 | ($17,000.00) |
| 750000 | Budget Pool-Info & Communications | | $28,721.00 | ($28,721.00) |
| 760000 | Budget Pool-Maintenance & Repair | | $6,000.00 | ($6,000.00) |
| 773440 | Waivers-GTA Academic In State | | $107,305.12 | ($107,305.12) |
| 773460 | Waivers-GTA Summer In State | | $61,294.48 | ($61,294.48) |
| 774100 | Data Processing Equipmnt Use-Intrnl | | $98,829.08 | ($98,829.08) |
| 777000 | Budget Pool-Other Miscellaneous | | $451.00 | ($451.00) |
| **Total Operation** | | | **$361,290.68** | **($361,290.68)** |
| **Net Contribution (use) of Unallocated General: CSC55** | | | **$3,137,079.46** | **($3,137,079.46)** |

Report Package: Operating Ledger
report created by: Cats

Dec 4, 2007 3:39:05 PM

# BUDGET REPORT

Organization: CSC555
Computer Science

Report Name: Budget Report by Account

Fiscal Year: 2007-08

| ACCOUNT | ACCOUNT_DESC | Revenue Dollars | Expense Dollars | Net Contribution |
|---|---|---|---|---|
| 611100 | Unclassified-Contract | | $110,821.04 | ($110,821.04) |
| 612000 | Classified-Budget Pool | | $71,986.10 | ($71,986.10) |
| 614000 | Faculty-Budget Pool | | $1,756,278.89 | ($1,756,278.89) |
| 615000 | Faculty-Other Budget Pool | | $45,992.00 | ($45,992.00) |
| 615400 | Graduate Teaching Assistants | | $174,214.78 | ($174,214.78) |
| 616000 | Student Wages-Budget Pool | | $83,668.50 | ($83,668.50) |
| **Total Personnel Services** | | | **$2,242,961.31** | **($2,242,961.31)** |
| 621100 | Staff Benefits-Unclassified | | $42,555.28 | ($42,555.28) |
| 622100 | Staff Benefits-Classified/Exmt Hrly | | $34,593.87 | ($34,593.87) |
| 623100 | Staff Benefits-Faculty | | $449,607.38 | ($449,607.38) |
| 623200 | Staff Benefits-Faculty Part Time | | $6,070.94 | ($6,070.94) |
| **Total Benefits** | | | **$532,827.47** | **($532,827.47)** |
| 717000 | Budget Pool-Contracted Services | | $886.00 | ($886.00) |
| 730000 | Budget Pool-Supplies | | $40,804.00 | ($40,804.00) |
| 740000 | Budget Pool-Travel | | $17,000.00 | ($17,000.00) |
| 750000 | Budget Pool-Info & Communications | | $28,721.00 | ($28,721.00) |
| 760000 | Budget Pool-Maintenance & Repair | | $6,000.00 | ($6,000.00) |
| 773440 | Waivers-GTA Academic In State | | $107,305.12 | ($107,305.12) |
| 773460 | Waivers-GTA Summer In State | | $61,294.48 | ($61,294.48) |
| 774100 | Data Processing Equipmnt Use-Intrnl | | $98,829.08 | ($98,829.08) |
| 777000 | Budget Pool-Other Miscellaneous | | $451.00 | ($451.00) |
| **Total Operation** | | | **$361,290.68** | **($361,290.68)** |
| **Net Contribution (use) of Unallocated General: CSC555** | | | **$3,137,079.46** | **($3,137,079.46)** |

Report Package: Operating Ledger
report created by: Cats

Dec 4, 2007 3:40:50 PM

# BUDGET REPORT

Organization: 282000
Computer Science

Report Name: Budget Report by Account

Fiscal Year: 2007-08

| ACCOUNT | ACCOUNT_DESC | Revenue Dollars | Expense Dollars | Net Contribution |
|---|---|---|---|---|
| 611100 | Unclassified-Contract | | $110,821.04 | ($110,821.04) |
| 612000 | Classified-Budget Pool | | $71,986.10 | ($71,986.10) |
| 614000 | Faculty-Budget Pool | | $1,198,069.48 | ($1,198,069.48) |
| 615000 | Faculty-Other Budget Pool | | $45,992.00 | ($45,992.00) |
| 615400 | Graduate Teaching Assistants | | $174,214.78 | ($174,214.78) |
| 616000 | Student Wages-Budget Pool | | $83,668.50 | ($83,668.50) |
| **Total Personnel Services** | | | **$1,684,751.90** | **($1,684,751.90)** |
| 621100 | Staff Benefits-Unclassified | | $42,555.28 | ($42,555.28) |
| 622100 | Staff Benefits-Classified/Exmt Hrly | | $34,593.87 | ($34,593.87) |
| 623100 | Staff Benefits-Faculty | | $306,705.78 | ($306,705.78) |
| 623200 | Staff Benefits-Faculty Part Time | | $6,070.94 | ($6,070.94) |
| **Total Benefits** | | | **$389,925.87** | **($389,925.87)** |
| 730000 | Budget Pool-Supplies | | $40,804.00 | ($40,804.00) |
| 740000 | Budget Pool-Travel | | $17,000.00 | ($17,000.00) |
| 750000 | Budget Pool-Info & Communications | | $28,721.00 | ($28,721.00) |
| 760000 | Budget Pool-Maintenance & Repair | | $6,000.00 | ($6,000.00) |
| 773440 | Waivers-GTA Academic In State | | $107,305.12 | ($107,305.12) |
| 773460 | Waivers-GTA Summer In State | | $61,294.48 | ($61,294.48) |
| 774100 | Data Processing Equipmnt Use-Intrnl | | $97,113.50 | ($97,113.50) |
| 777000 | Budget Pool-Other Miscellaneous | | $451.00 | ($451.00) |
| **Total Operation** | | | **$358,689.10** | **($358,689.10)** |
| **Net Contribution (use) of Unallocated General: 282000** | | | **$2,433,366.87** | **($2,433,366.87)** |

Report Package: Operating Ledger
report created by: Cats

Dec 4, 2007 3:42:57 PM

# BUDGET REPORT

Organization: 282013

Report Name: Budget Report by Account

Cost Share on 663687 OBR PhD

Fiscal Year: 2007-08

| ACCOUNT | ACCOUNT_DESC | Revenue Dollars | Expense Dollars | Net Contribution |
|---|---|---|---|---|
| 614000 | Faculty-Budget Pool | | $558,209.41 | ($558,209.41) |
| **Total Personnel Services** | | | **$558,209.41** | **($558,209.41)** |
| 623100 | Staff Benefits-Faculty | | $142,901.60 | ($142,901.60) |
| **Total Benefits** | | | **$142,901.60** | **($142,901.60)** |
| 717000 | Budget Pool-Contracted Services | | $886.00 | ($886.00) |
| 774100 | Data Processing Equipmnt Use-Intrnl | | $1,715.58 | ($1,715.58) |
| **Total Operation** | | | **$2,601.58** | **($2,601.58)** |
| **Net Contribution (use) of Unallocated General: 282013** | | | **$703,712.59** | **($703,712.59)** |

Report Package: Operating Ledger

report created by: Cats

Dec 4, 2007 3:42:57 PM

# BUDGET REPORT

Organization: CSE55
Computer Engineering

Report Name: Budget Report by Account

Fiscal Year: 2007-08

| ACCOUNT | ACCOUNT_DESC | Revenue Dollars | Expense Dollars | Net Contribution |
|---|---|---|---|---|
| 612000 | Classified-Budget Pool | | $14,196.59 | ($14,196.59) |
| 614000 | Faculty-Budget Pool | | $481,589.30 | ($481,589.30) |
| **Total Personnel Services** | | | **$495,785.89** | **($495,785.89)** |
| 622100 | Staff Benefits-Classified/Exmt Hrly | | $6,822.17 | ($6,822.17) |
| 623100 | Staff Benefits-Faculty | | $123,286.87 | ($123,286.87) |
| **Total Benefits** | | | **$130,109.04** | **($130,109.04)** |
| 774100 | Data Processing Equipmnt Use-Intrnl | | $62,984.93 | ($62,984.93) |
| **Total Operation** | | | **$62,984.93** | **($62,984.93)** |
| **Net Contribution (use) of Unallocated General: CSE55** | | | **$688,879.86** | **($688,879.86)** |

Report Package: Operating Ledger
report created by: Cats

Dec 4, 2007 3:39:05 PM

# BUDGET REPORT

Organization: CSE555
Computer Engineering

Report Name: Budget Report by Account

Fiscal Year: 2007-08

| ACCOUNT | ACCOUNT_DESC | Revenue Dollars | Expense Dollars | Net Contribution |
|---|---|---|---|---|
| 612000 | Classified-Budget Pool | | $14,196.59 | ($14,196.59) |
| 614000 | Faculty-Budget Pool | | $481,589.30 | ($481,589.30) |
| **Total Personnel Services** | | | **$495,785.89** | **($495,785.89)** |
| 622100 | Staff Benefits-Classified/Exmt Hrly | | $6,822.17 | ($6,822.17) |
| 623100 | Staff Benefits-Faculty | | $123,286.87 | ($123,286.87) |
| **Total Benefits** | | | **$130,109.04** | **($130,109.04)** |
| 774100 | Data Processing Equipmnt Use-Intrnl | | $62,984.93 | ($62,984.93) |
| **Total Operation** | | | **$62,984.93** | **($62,984.93)** |
| **Net Contribution (use) of Unallocated General: CSE555** | | | **$688,879.86** | **($688,879.86)** |

Report Package: Operating Ledger
report created by: Cats

Dec 4, 2007 3:40:50 PM

# BUDGET REPORT

Report Name: Budget Report by Account

Organization: 282500
Computer Engineering

Fiscal Year: 2007-08

| ACCOUNT | ACCOUNT_DESC | Revenue Dollars | Expense Dollars | Net Contribution |
|---|---|---|---|---|
| 612000 | Classified-Budget Pool | | $14,196.59 | ($14,196.59) |
| 614000 | Faculty-Budget Pool | | $481,589.30 | ($481,589.30) |
| **Total Personnel Services** | | | **$495,785.89** | **($495,785.89)** |
| 622100 | Staff Benefits-Classified/Exmt Hrly | | $6,822.17 | ($6,822.17) |
| 623100 | Staff Benefits-Faculty | | $123,286.87 | ($123,286.87) |
| **Total Benefits** | | | **$130,109.04** | **($130,109.04)** |
| 774100 | Data Processing Equipmnt Use-Intrnl | | $62,984.93 | ($62,984.93) |
| **Total Operation** | | | **$62,984.93** | **($62,984.93)** |
| **Net Contribution (use) of Unallocated General: 282500** | | | **$688,879.86** | **($688,879.86)** |

Report Package: Operating Ledger
report created by: Cats

Dec 4, 2007 3:42:57 PM

# BUDGET REPORT

Organization: EEG55
Electrical Engineering

Report Name: Budget Report by Account

Fiscal Year: 2007-08

| ACCOUNT | ACCOUNT_DESC | Revenue Dollars | Expense Dollars | Net Contribution |
|---|---|---|---|---|
| 611100 | Unclassified-Contract | | $99,157.92 | ($99,157.92) |
| 612000 | Classified-Budget Pool | | $51,597.09 | ($51,597.09) |
| 614000 | Faculty-Budget Pool | | $1,186,173.68 | ($1,186,173.68) |
| 615000 | Faculty-Other Budget Pool | | $11,500.00 | ($11,500.00) |
| 615400 | Graduate Teaching Assistants | | $124,723.20 | ($124,723.20) |
| 616000 | Student Wages-Budget Pool | | $33,141.00 | ($33,141.00) |
| **Total Personnel Services** | | | **$1,506,292.89** | **($1,506,292.89)** |
| 621100 | Staff Benefits-Unclassified | | $38,076.64 | ($38,076.64) |
| 622100 | Staff Benefits-Classified/Exmt Hrly | | $23,992.64 | ($23,992.64) |
| 623100 | Staff Benefits-Faculty | | $303,660.46 | ($303,660.46) |
| 623200 | Staff Benefits-Faculty Part Time | | $1,518.00 | ($1,518.00) |
| **Total Benefits** | | | **$367,247.74** | **($367,247.74)** |
| 730000 | Budget Pool-Supplies | | $47,102.00 | ($47,102.00) |
| 740000 | Budget Pool-Travel | | $12,000.00 | ($12,000.00) |
| 750000 | Budget Pool-Info & Communications | | $22,320.00 | ($22,320.00) |
| 760000 | Budget Pool-Maintenance & Repair | | $3,000.00 | ($3,000.00) |
| 773440 | Waivers-GTA Academic In State | | $80,478.32 | ($80,478.32) |
| 773460 | Waivers-GTA Summer In State | | $45,971.12 | ($45,971.12) |
| 774100 | Data Processing Equipmnt Use-Intrnl | | $143,959.75 | ($143,959.75) |
| 777000 | Budget Pool-Other Miscellaneous | | $9,500.00 | ($9,500.00) |
| **Total Operation** | | | **$364,331.19** | **($364,331.19)** |
| **Net Contribution (use) of Unallocated General: EEG55** | | | **$2,237,871.82** | **($2,237,871.82)** |

Report Package: Operating Ledger
report created by: Cats

Dec 4, 2007 3:39:05 PM

# BUDGET REPORT

Organization: EEG555
Electrical Engineering

Report Name: Budget Report by Account

Fiscal Year: 2007-08

| ACCOUNT | ACCOUNT_DESC | Revenue Dollars | Expense Dollars | Net Contribution |
|---|---|---|---|---|
| 611100 | Unclassified-Contract | | $99,157.92 | ($99,157.92) |
| 612000 | Classified-Budget Pool | | $51,597.09 | ($51,597.09) |
| 614000 | Faculty-Budget Pool | | $1,186,173.68 | ($1,186,173.68) |
| 615000 | Faculty-Other Budget Pool | | $11,500.00 | ($11,500.00) |
| 615400 | Graduate Teaching Assistants | | $124,723.20 | ($124,723.20) |
| 616000 | Student Wages-Budget Pool | | $33,141.00 | ($33,141.00) |
| **Total Personnel Services** | | | **$1,506,292.89** | **($1,506,292.89)** |
| 621100 | Staff Benefits-Unclassified | | $38,076.64 | ($38,076.64) |
| 622100 | Staff Benefits-Classified/Exmt Hrly | | $23,992.64 | ($23,992.64) |
| 623100 | Staff Benefits-Faculty | | $303,660.46 | ($303,660.46) |
| 623200 | Staff Benefits-Faculty Part Time | | $1,518.00 | ($1,518.00) |
| **Total Benefits** | | | **$367,247.74** | **($367,247.74)** |
| 730000 | Budget Pool-Supplies | | $47,102.00 | ($47,102.00) |
| 740000 | Budget Pool-Travel | | $12,000.00 | ($12,000.00) |
| 750000 | Budget Pool-Info & Communications | | $22,320.00 | ($22,320.00) |
| 760000 | Budget Pool-Maintenance & Repair | | $3,000.00 | ($3,000.00) |
| 773440 | Waivers-GTA Academic In State | | $80,478.32 | ($80,478.32) |
| 773460 | Waivers-GTA Summer In State | | $45,971.12 | ($45,971.12) |
| 774100 | Data Processing Equipmnt Use-Intrnl | | $143,959.75 | ($143,959.75) |
| 777000 | Budget Pool-Other Miscellaneous | | $9,500.00 | ($9,500.00) |
| **Total Operation** | | | **$364,331.19** | **($364,331.19)** |
| **Net Contribution (use) of Unallocated General: EEG555** | | | **$2,237,871.82** | **($2,237,871.82)** |

Report Package: Operating Ledger
report created by: Cats

Dec 4, 2007 3:40:50 PM

# BUDGET REPORT

Organization: 283000
Electrical Engineering

Report Name: Budget Report by Account

Fiscal Year: 2007-08

| ACCOUNT | ACCOUNT_DESC | Revenue Dollars | Expense Dollars | Net Contribution |
|---|---|---|---|---|
| 611100 | Unclassified-Contract | | $99,157.92 | ($99,157.92) |
| 612000 | Classified-Budget Pool | | $51,597.09 | ($51,597.09) |
| 614000 | Faculty-Budget Pool | | $1,186,173.68 | ($1,186,173.68) |
| 615000 | Faculty-Other Budget Pool | | $11,500.00 | ($11,500.00) |
| 615400 | Graduate Teaching Assistants | | $124,723.20 | ($124,723.20) |
| 616000 | Student Wages-Budget Pool | | $33,141.00 | ($33,141.00) |
| **Total Personnel Services** | | | **$1,506,292.89** | **($1,506,292.89)** |
| 621100 | Staff Benefits-Unclassified | | $38,076.64 | ($38,076.64) |
| 622100 | Staff Benefits-Classified/Exmt Hrly | | $23,992.64 | ($23,992.64) |
| 623100 | Staff Benefits-Faculty | | $303,660.46 | ($303,660.46) |
| 623200 | Staff Benefits-Faculty Part Time | | $1,518.00 | ($1,518.00) |
| **Total Benefits** | | | **$367,247.74** | **($367,247.74)** |
| 730000 | Budget Pool-Supplies | | $47,102.00 | ($47,102.00) |
| 740000 | Budget Pool-Travel | | $12,000.00 | ($12,000.00) |
| 750000 | Budget Pool-Info & Communications | | $22,320.00 | ($22,320.00) |
| 760000 | Budget Pool-Maintenance & Repair | | $3,000.00 | ($3,000.00) |
| 773440 | Waivers-GTA Academic In State | | $80,478.32 | ($80,478.32) |
| 773460 | Waivers-GTA Summer In State | | $45,971.12 | ($45,971.12) |
| 774100 | Data Processing Equipmnt Use-Intrnl | | $143,959.75 | ($143,959.75) |
| 777000 | Budget Pool-Other Miscellaneous | | $9,500.00 | ($9,500.00) |
| **Total Operation** | | | **$364,331.19** | **($364,331.19)** |
| **Net Contribution (use) of Unallocated General: 283000** | | | **$2,237,871.82** | **($2,237,871.82)** |

Report Package: Operating Ledger
report created by: Cats

Dec 4, 2007 3:42:57 PM

# BUDGET REPORT

Organization: ESP55
Electronic Shop-CECS

Report Name: Budget Report by Account

Fiscal Year: 2007-08

| ACCOUNT | ACCOUNT_DESC | Revenue Dollars | Expense Dollars | Net Contribution |
|---|---|---|---|---|
| 611100 | Unclassified-Contract | | $93,363.77 | ($93,363.77) |
| 612000 | Classified-Budget Pool | | $8,337.00 | ($8,337.00) |
| **Total Personnel Services** | | | **$101,700.77** | **($101,700.77)** |
| 621100 | Staff Benefits-Unclassified | | $35,851.68 | ($35,851.68) |
| 622100 | Staff Benefits-Classified/Exmt Hrly | | $3,876.71 | ($3,876.71) |
| **Total Benefits** | | | **$39,728.39** | **($39,728.39)** |
| 774100 | Data Processing Equipmnt Use-Intrnl | | $542.48 | ($542.48) |
| **Total Operation** | | | **$542.48** | **($542.48)** |
| 879890 | Earning Support/Trsf-Credit | | ($141,206.99) | $141,206.99 |
| **Total Transfers** | | | **($141,206.99)** | **$141,206.99** |
| **Net Contribution (use) of Unallocated General: ESP55** | | | **$764.65** | **($764.65)** |

Report Package: Operating Ledger
report created by: Cats

Dec 4, 2007 3:39:05 PM

# BUDGET REPORT

Organization: ESP555
Electronic Shop-CECS

Report Name: Budget Report by Account

Fiscal Year: 2007-08

| ACCOUNT | ACCOUNT_DESC | Revenue Dollars | Expense Dollars | Net Contribution |
|---|---|---|---|---|
| 611100 | Unclassified-Contract | | $93,363.77 | ($93,363.77) |
| 612000 | Classified-Budget Pool | | $8,337.00 | ($8,337.00) |
| **Total Personnel Services** | | | **$101,700.77** | **($101,700.77)** |
| 621100 | Staff Benefits-Unclassified | | $35,851.68 | ($35,851.68) |
| 622100 | Staff Benefits-Classified/Exmt Hrly | | $3,876.71 | ($3,876.71) |
| **Total Benefits** | | | **$39,728.39** | **($39,728.39)** |
| 774100 | Data Processing Equipmnt Use-Intrnl | | $542.48 | ($542.48) |
| **Total Operation** | | | **$542.48** | **($542.48)** |
| 879890 | Earning Support/Trsf-Credit | | ($141,206.99) | $141,206.99 |
| **Total Transfers** | | | **($141,206.99)** | **$141,206.99** |
| **Net Contribution (use) of Unallocated General: ESP555** | | | **$764.65** | **($764.65)** |

Report Package: Operating Ledger
report created by: Cats

Dec 4, 2007 3:40:50 PM

# BUDGET REPORT

Organization: 281100
R/E Electronic Shop-CECS

Report Name: Budget Report by Account

Fiscal Year: 2007-08

| ACCOUNT | ACCOUNT_DESC | Revenue Dollars | Expense Dollars | Net Contribution |
|---|---|---|---|---|
| 611100 | Unclassified-Contract | | $93,363.77 | ($93,363.77) |
| 612000 | Classified-Budget Pool | | $8,337.00 | ($8,337.00) |
| **Total Personnel Services** | | | **$101,700.77** | **($101,700.77)** |
| 621100 | Staff Benefits-Unclassified | | $35,851.68 | ($35,851.68) |
| 622100 | Staff Benefits-Classified/Exmt Hrly | | $3,876.71 | ($3,876.71) |
| **Total Benefits** | | | **$39,728.39** | **($39,728.39)** |
| 774100 | Data Processing Equipmnt Use-Intrnl | | $542.48 | ($542.48) |
| **Total Operation** | | | **$542.48** | **($542.48)** |
| 879890 | Earning Support/Trsf-Credit | | ($141,206.99) | $141,206.99 |
| **Total Transfers** | | | **($141,206.99)** | **$141,206.99** |
| **Net Contribution (use) of Unallocated General: 281100** | | | **$764.65** | **($764.65)** |

Report Package: Operating Ledger
report created by: Cats

Dec 4, 2007 3:42:57 PM

# BUDGET REPORT

Organization: ISP55
Instrument Shop-CECS

Report Name: Budget Report by Account

Fiscal Year: 2007-08

| ACCOUNT | ACCOUNT_DESC | Revenue Dollars | Expense Dollars | Net Contribution |
|---|---|---|---|---|
| 611100 | Unclassified-Contract | | $50,755.45 | ($50,755.45) |
| 612200 | NonExempt Unclassified Hourly | | $36,489.80 | ($36,489.80) |
| 616000 | Student Wages-Budget Pool | | $7,000.00 | ($7,000.00) |
| **Total Personnel Services** | | | **$94,245.25** | **($94,245.25)** |
| 621100 | Staff Benefits-Unclassified | | $33,502.18 | ($33,502.18) |
| **Total Benefits** | | | **$33,502.18** | **($33,502.18)** |
| 730000 | Budget Pool-Supplies | | $5,000.00 | ($5,000.00) |
| 737930 | Cost Recovery-Supplies | | ($3,800.00) | $3,800.00 |
| 740000 | Budget Pool-Travel | | $450.00 | ($450.00) |
| 750000 | Budget Pool-Info & Communications | | $1,500.00 | ($1,500.00) |
| 760000 | Budget Pool-Maintenance & Repair | | $19,950.00 | ($19,950.00) |
| 767930 | Cost Recovery-Maintenance & Repair | | ($25,500.00) | $25,500.00 |
| 774100 | Data Processing Equipmnt Use-Intrnl | | $406.86 | ($406.86) |
| **Total Operation** | | | **($1,993.14)** | **$1,993.14** |
| 879300 | Plant O&M Cost Allocatn E&G-Debit | | $31,081.64 | ($31,081.64) |
| 879890 | Earning Support/Trsf-Credit | | ($140,102.99) | $140,102.99 |
| **Total Transfers** | | | **($109,021.35)** | **$109,021.35** |
| **Net Contribution (use) of Unallocated General: ISP55** | | | **$16,732.94** | **($16,732.94)** |

Report Package: Operating Ledger
report created by: Cats

Dec 4, 2007 3:39:05 PM

# BUDGET REPORT

Organization: ISP555
Instrument Shop-CECS

Report Name: Budget Report by Account

Fiscal Year: 2007-08

| ACCOUNT | ACCOUNT_DESC | Revenue Dollars | Expense Dollars | Net Contribution |
|---|---|---|---|---|
| 611100 | Unclassified-Contract | | $50,755.45 | ($50,755.45) |
| 612200 | NonExempt Unclassified Hourly | | $36,489.80 | ($36,489.80) |
| 616000 | Student Wages-Budget Pool | | $7,000.00 | ($7,000.00) |
| **Total Personnel Services** | | | **$94,245.25** | **($94,245.25)** |
| 621100 | Staff Benefits-Unclassified | | $33,502.18 | ($33,502.18) |
| **Total Benefits** | | | **$33,502.18** | **($33,502.18)** |
| 730000 | Budget Pool-Supplies | | $5,000.00 | ($5,000.00) |
| 737930 | Cost Recovery-Supplies | | ($3,800.00) | $3,800.00 |
| 740000 | Budget Pool-Travel | | $450.00 | ($450.00) |
| 750000 | Budget Pool-Info & Communications | | $1,500.00 | ($1,500.00) |
| 760000 | Budget Pool-Maintenance & Repair | | $19,950.00 | ($19,950.00) |
| 767930 | Cost Recovery-Maintenance & Repair | | ($25,500.00) | $25,500.00 |
| 774100 | Data Processing Equipmnt Use-Intrnl | | $406.86 | ($406.86) |
| **Total Operation** | | | **($1,993.14)** | **$1,993.14** |
| 879300 | Plant O&M Cost Allocatn E&G-Debit | | $31,081.64 | ($31,081.64) |
| 879890 | Earning Support/Trsf-Credit | | ($140,102.99) | $140,102.99 |
| **Total Transfers** | | | **($109,021.35)** | **$109,021.35** |
| **Net Contribution (use) of Unallocated General: ISP555** | | | **$16,732.94** | **($16,732.94)** |

Report Package: Operating Ledger
report created by: Cats

Dec 4, 2007 3:40:50 PM

# BUDGET REPORT

Organization: 281200
R/E Instrument Shop-CECS

Report Name: Budget Report by Account

Fiscal Year: 2007-08

| ACCOUNT | ACCOUNT_DESC | Revenue Dollars | Expense Dollars | Net Contribution |
|---|---|---|---|---|
| 611100 | Unclassified-Contract | | $50,755.45 | ($50,755.45) |
| 612200 | NonExempt Unclassified Hourly | | $36,489.80 | ($36,489.80) |
| 616000 | Student Wages-Budget Pool | | $7,000.00 | ($7,000.00) |
| **Total Personnel Services** | | | **$94,245.25** | **($94,245.25)** |
| 621100 | Staff Benefits-Unclassified | | $33,502.18 | ($33,502.18) |
| **Total Benefits** | | | **$33,502.18** | **($33,502.18)** |
| 730000 | Budget Pool-Supplies | | $5,000.00 | ($5,000.00) |
| 737930 | Cost Recovery-Supplies | | ($3,800.00) | $3,800.00 |
| 740000 | Budget Pool-Travel | | $450.00 | ($450.00) |
| 750000 | Budget Pool-Info & Communications | | $1,500.00 | ($1,500.00) |
| 760000 | Budget Pool-Maintenance & Repair | | $19,950.00 | ($19,950.00) |
| 767930 | Cost Recovery-Maintenance & Repair | | ($25,500.00) | $25,500.00 |
| 774100 | Data Processing Equipmnt Use-Intrnl | | $406.86 | ($406.86) |
| **Total Operation** | | | **($1,993.14)** | **$1,993.14** |
| 879300 | Plant O&M Cost Allocatn E&G-Debit | | $31,081.64 | ($31,081.64) |
| 879890 | Earning Support/Trsf-Credit | | ($140,102.99) | $140,102.99 |
| **Total Transfers** | | | **($109,021.35)** | **$109,021.35** |
| **Net Contribution (use) of Unallocated General: 281200** | | | **$16,732.94** | **($16,732.94)** |

Report Package: Operating Ledger
report created by: Cats

Dec 4, 2007 3:42:57 PM

# BUDGET REPORT

Organization: ITN55
Assistive Technology Center

Report Name: Budget Report by Account

Fiscal Year: 2007-08

| ACCOUNT | ACCOUNT_DESC | Revenue Dollars | Expense Dollars | Net Contribution |
|---|---|---|---|---|
| 614000 | Faculty-Budget Pool | | $21,757.55 | ($21,757.55) |
| **Total Personnel Services** | | | **$21,757.55** | **($21,757.55)** |
| 623100 | Staff Benefits-Faculty | | $5,569.94 | ($5,569.94) |
| **Total Benefits** | | | **$5,569.94** | **($5,569.94)** |
| **Net Contribution (use) of Unallocated General: ITN55** | | | **$27,327.49** | **($27,327.49)** |

Report Package: Operating Ledger
report created by: Cats

Dec 4, 2007 3:39:05 PM

# BUDGET REPORT

Organization: ITN555
Assistive Technology Center

Report Name: Budget Report by Account

Fiscal Year: 2007-08

| ACCOUNT | ACCOUNT_DESC | Revenue Dollars | Expense Dollars | Net Contribution |
|---|---|---|---|---|
| 614000 | Faculty-Budget Pool | | $21,757.55 | ($21,757.55) |
| **Total Personnel Services** | | | **$21,757.55** | **($21,757.55)** |
| 623100 | Staff Benefits-Faculty | | $5,569.94 | ($5,569.94) |
| **Total Benefits** | | | **$5,569.94** | **($5,569.94)** |
| **Net Contribution (use) of Unallocated General: ITN555** | | | **$27,327.49** | **($27,327.49)** |

Report Package: Operating Ledger
report created by: Cats

Dec 4, 2007 3:40:50 PM

# BUDGET REPORT

Organization: 281301

Report Name: Budget Report by Account

Assistive Technology Admin Account

Fiscal Year: 2007-08

| ACCOUNT | ACCOUNT_DESC | Revenue Dollars | Expense Dollars | Net Contribution |
|---|---|---|---|---|
| 614000 | Faculty-Budget Pool | | $21,757.55 | ($21,757.55) |
| **Total Personnel Services** | | | **$21,757.55** | **($21,757.55)** |
| 623100 | Staff Benefits-Faculty | | $5,569.94 | ($5,569.94) |
| **Total Benefits** | | | **$5,569.94** | **($5,569.94)** |
| **Net Contribution (use) of Unallocated General: 281301** | | | **$27,327.49** | **($27,327.49)** |

Report Package: Operating Ledger

report created by: Cats

Dec 4, 2007 3:42:57 PM

# BUDGET REPORT

Organization: MEG55
Mechanical & Materials Engineering

Report Name: Budget Report by Account

Fiscal Year: 2007-08

| ACCOUNT | ACCOUNT_DESC | Revenue Dollars | Expense Dollars | Net Contribution |
|---|---|---|---|---|
| 611100 | Unclassified-Contract | | $72,539.24 | ($72,539.24) |
| 612000 | Classified-Budget Pool | | $57,628.08 | ($57,628.08) |
| 614000 | Faculty-Budget Pool | | $1,457,219.98 | ($1,457,219.98) |
| 615000 | Faculty-Other Budget Pool | | $41,412.00 | ($41,412.00) |
| 615400 | Graduate Teaching Assistants | | $69,695.35 | ($69,695.35) |
| 616000 | Student Wages-Budget Pool | | $25,974.00 | ($25,974.00) |
| **Total Personnel Services** | | | **$1,724,468.65** | **($1,724,468.65)** |
| 621100 | Staff Benefits-Unclassified | | $27,855.07 | ($27,855.07) |
| 622100 | Staff Benefits-Classified/Exmt Hrly | | $26,797.06 | ($26,797.06) |
| 623100 | Staff Benefits-Faculty | | $373,048.31 | ($373,048.31) |
| 623200 | Staff Benefits-Faculty Part Time | | $5,466.38 | ($5,466.38) |
| **Total Benefits** | | | **$433,166.82** | **($433,166.82)** |
| 730000 | Budget Pool-Supplies | | $35,170.00 | ($35,170.00) |
| 740000 | Budget Pool-Travel | | $10,000.00 | ($10,000.00) |
| 750000 | Budget Pool-Info & Communications | | $17,285.00 | ($17,285.00) |
| 760000 | Budget Pool-Maintenance & Repair | | $8,333.50 | ($8,333.50) |
| 773440 | Waivers-GTA Academic In State | | $44,710.64 | ($44,710.64) |
| 773460 | Waivers-GTA Summer In State | | $25,539.28 | ($25,539.28) |
| 774100 | Data Processing Equipmnt Use-Intrnl | | $128,967.05 | ($128,967.05) |
| 777000 | Budget Pool-Other Miscellaneous | | ($2,094.00) | $2,094.00 |
| **Total Operation** | | | **$267,911.47** | **($267,911.47)** |
| **Net Contribution (use) of Unallocated General: MEG55** | | | **$2,425,546.94** | **($2,425,546.94)** |

Report Package: Operating Ledger
report created by: Cats

Dec 4, 2007 3:39:05 PM

# BUDGET REPORT

Organization: MEG555
Mechanical & Materials Engineering

Report Name: Budget Report by Account

Fiscal Year: 2007-08

| ACCOUNT | ACCOUNT_DESC | Revenue Dollars | Expense Dollars | Net Contribution |
|---|---|---|---|---|
| 611100 | Unclassified-Contract | | $72,539.24 | ($72,539.24) |
| 612000 | Classified-Budget Pool | | $57,628.08 | ($57,628.08) |
| 614000 | Faculty-Budget Pool | | $1,457,219.98 | ($1,457,219.98) |
| 615000 | Faculty-Other Budget Pool | | $41,412.00 | ($41,412.00) |
| 615400 | Graduate Teaching Assistants | | $69,695.35 | ($69,695.35) |
| 616000 | Student Wages-Budget Pool | | $25,974.00 | ($25,974.00) |
| **Total Personnel Services** | | | **$1,724,468.65** | **($1,724,468.65)** |
| 621100 | Staff Benefits-Unclassified | | $27,855.07 | ($27,855.07) |
| 622100 | Staff Benefits-Classified/Exmt Hrly | | $26,797.06 | ($26,797.06) |
| 623100 | Staff Benefits-Faculty | | $373,048.31 | ($373,048.31) |
| 623200 | Staff Benefits-Faculty Part Time | | $5,466.38 | ($5,466.38) |
| **Total Benefits** | | | **$433,166.82** | **($433,166.82)** |
| 730000 | Budget Pool-Supplies | | $35,170.00 | ($35,170.00) |
| 740000 | Budget Pool-Travel | | $10,000.00 | ($10,000.00) |
| 750000 | Budget Pool-Info & Communications | | $17,285.00 | ($17,285.00) |
| 760000 | Budget Pool-Maintenance & Repair | | $8,333.50 | ($8,333.50) |
| 773440 | Waivers-GTA Academic In State | | $44,710.64 | ($44,710.64) |
| 773460 | Waivers-GTA Summer In State | | $25,539.28 | ($25,539.28) |
| 774100 | Data Processing Equipmnt Use-Intrnl | | $128,967.05 | ($128,967.05) |
| 777000 | Budget Pool-Other Miscellaneous | | ($2,094.00) | $2,094.00 |
| **Total Operation** | | | **$267,911.47** | **($267,911.47)** |
| **Net Contribution (use) of Unallocated General: MEG555** | | | **$2,425,546.94** | **($2,425,546.94)** |

Report Package: Operating Ledger
report created by: Cats

Dec 4, 2007 3:40:50 PM

# BUDGET REPORT

Organization: 284000
Mechanical & Materials Engineering

Report Name: Budget Report by Account

Fiscal Year: 2007-08

| ACCOUNT | ACCOUNT_DESC | Revenue Dollars | Expense Dollars | Net Contribution |
|---|---|---|---|---|
| 611100 | Unclassified-Contract | | $70,838.29 | ($70,838.29) |
| 612000 | Classified-Budget Pool | | $57,628.08 | ($57,628.08) |
| 614000 | Faculty-Budget Pool | | $1,457,219.98 | ($1,457,219.98) |
| 615000 | Faculty-Other Budget Pool | | $41,412.00 | ($41,412.00) |
| 615400 | Graduate Teaching Assistants | | $69,695.35 | ($69,695.35) |
| 616000 | Student Wages-Budget Pool | | $25,974.00 | ($25,974.00) |
| **Total Personnel Services** | | | **$1,722,767.70** | **($1,722,767.70)** |
| 621100 | Staff Benefits-Unclassified | | $27,201.90 | ($27,201.90) |
| 622100 | Staff Benefits-Classified/Exmt Hrly | | $26,797.06 | ($26,797.06) |
| 623100 | Staff Benefits-Faculty | | $373,048.31 | ($373,048.31) |
| 623200 | Staff Benefits-Faculty Part Time | | $5,466.38 | ($5,466.38) |
| **Total Benefits** | | | **$432,513.65** | **($432,513.65)** |
| 730000 | Budget Pool-Supplies | | $35,170.00 | ($35,170.00) |
| 740000 | Budget Pool-Travel | | $10,000.00 | ($10,000.00) |
| 750000 | Budget Pool-Info & Communications | | $17,285.00 | ($17,285.00) |
| 760000 | Budget Pool-Maintenance & Repair | | $8,333.50 | ($8,333.50) |
| 773440 | Waivers-GTA Academic In State | | $44,710.64 | ($44,710.64) |
| 773460 | Waivers-GTA Summer In State | | $25,539.28 | ($25,539.28) |
| 774100 | Data Processing Equipmnt Use-Intrnl | | $128,950.10 | ($128,950.10) |
| **Total Operation** | | | **$269,988.52** | **($269,988.52)** |
| **Net Contribution (use) of Unallocated General: 284000** | | | **$2,425,269.87** | **($2,425,269.87)** |

Report Package: Operating Ledger
report created by: Cats

Dec 4, 2007 3:42:57 PM

# BUDGET REPORT

Organization: 284008
Research-Ramana Grandhi

Report Name: Budget Report by Account

Fiscal Year: 2007-08

| ACCOUNT | ACCOUNT_DESC | Revenue Dollars | Expense Dollars | Net Contribution |
|---|---|---|---|---|
| 611100 | Unclassified-Contract | | $1,700.95 | ($1,700.95) |
| **Total Personnel Services** | | | **$1,700.95** | **($1,700.95)** |
| 621100 | Staff Benefits-Unclassified | | $653.17 | ($653.17) |
| **Total Benefits** | | | **$653.17** | **($653.17)** |
| 774100 | Data Processing Equipmnt Use-Intrnl | | $16.95 | ($16.95) |
| 777000 | Budget Pool-Other Miscellaneous | | ($2,094.00) | $2,094.00 |
| **Total Operation** | | | **($2,077.05)** | **$2,077.05** |
| **Net Contribution (use) of Unallocated General: 284008** | | | **$277.07** | **($277.07)** |

Report Package: Operating Ledger
report created by: Cats

Dec 4, 2007 3:42:57 PM

# BUDGET DETAIL

# H. Provost (cont'd)

## School of Medicine

WRIGHT STATE UNIVERSITY

# BUDGET REPORT

Organization: SOMD
School of Medicine

Report Name: Budget Report by Account

Fiscal Year: 2007-08

| ACCOUNT | ACCOUNT_DESC | Revenue Dollars | Expense Dollars | Net Contribution |
|---|---|---|---|---|
| 500100 | State Share of Instruction | $10,655,000.00 | | $10,655,000.00 |
| 501107 | Masters I&G Fees Summer | $90,000.00 | | $90,000.00 |
| 501110 | Masters I&G Fees Fall | $152,500.00 | | $152,500.00 |
| 501120 | Masters I&G Fees Winter | $152,500.00 | | $152,500.00 |
| 501130 | Masters I&G Fees Spring | $152,500.00 | | $152,500.00 |
| 501256 | Doctoral I&G Fees SOM Term1 | $5,470,776.00 | | $5,470,776.00 |
| 501257 | Doctoral I&G Fees SOM Term2 | $5,381,231.00 | | $5,381,231.00 |
| 501555 | Tuition-Doctoral SOM Term1 | $85,573.00 | | $85,573.00 |
| 501565 | Tuition-Doctoral SOM Term2 | $85,573.00 | | $85,573.00 |
| 501620 | Application Fee-Doctoral | $97,000.00 | | $97,000.00 |
| 501800 | Registration Fees | $5,000.00 | | $5,000.00 |
| 502600 | Miscellaneous Student Fees | $80,000.00 | | $80,000.00 |
| 503000 | Non-Credit Fees | $310,000.00 | | $310,000.00 |
| 504000 | Facilities & Admin-Federal-Research | $3,400,000.00 | | $3,400,000.00 |
| 504100 | Facilities & Admin-Federal-Other | $450,000.00 | | $450,000.00 |
| 504250 | Facilities & Admin-State-Research | $70,000.00 | | $70,000.00 |
| 504750 | Facilities & Admin-Nongovt-Research | $80,000.00 | | $80,000.00 |
| 505250 | Departmental Sales & Service | $2,966,397.00 | | $2,966,397.00 |
| 507300 | Interest & Dividend Income | $300,000.00 | | $300,000.00 |
| 507350 | Miscellaneous Income | $325,000.00 | | $325,000.00 |
| 507450 | Rental Income | $97,968.00 | | $97,968.00 |
| **Total Revenue** | | **$30,407,018.00** | | **$30,407,018.00** |
| 611100 | Unclassified-Contract | | $2,447,729.00 | ($2,447,729.00) |
| 611110 | Unclassified-<51percent | | $10,661.00 | ($10,661.00) |
| 611150 | Unclassified-Retirees | | $61,337.00 | ($61,337.00) |
| 612000 | Classified-Budget Pool | | $2,358,402.00 | ($2,358,402.00) |
| 612150 | Classified-Retirees | | $36,735.00 | ($36,735.00) |
| 612200 | NonExempt Unclassified Hourly | | $542,751.00 | ($542,751.00) |
| 612255 | NonExempt Unclassified Hourly <51% | | $23,645.00 | ($23,645.00) |
| 613000 | Classified-Overtime Budget Pool | | $7,500.00 | ($7,500.00) |
| 614000 | Faculty-Budget Pool | | $12,231,360.00 | ($12,231,360.00) |
| 614300 | Faculty-Teaching/Svc Merit Award | | $2,000.00 | ($2,000.00) |
| 615500 | Faculty-Purchased | | $338,470.00 | ($338,470.00) |
| 616000 | Student Wages-Budget Pool | | $74,500.00 | ($74,500.00) |

Report Package: Operating Ledger
report created by: Cats

Dec 4, 2007 3:38:22 PM

# BUDGET REPORT

Organization: SOMD
School of Medicine

Report Name: Budget Report by Account

Fiscal Year: 2007-08

| ACCOUNT | ACCOUNT_DESC | Revenue Dollars | Expense Dollars | Net Contribution |
|---|---|---|---|---|
| **Total Personnel Services** | | | **$18,135,090.00** | **($18,135,090.00)** |
| 621100 | Staff Benefits-Unclassified | | $1,196,322.00 | ($1,196,322.00) |
| 622100 | Staff Benefits-Classified/Exmt Hrly | | $1,041,014.00 | ($1,041,014.00) |
| 622130 | Staff Benefits-Classified-Overtime | | $3,488.00 | ($3,488.00) |
| 623100 | Staff Benefits-Faculty | | $3,109,481.00 | ($3,109,481.00) |
| **Total Benefits** | | | **$5,350,305.00** | **($5,350,305.00)** |
| 717000 | Budget Pool-Contracted Services | | $675,764.00 | ($675,764.00) |
| 717030 | Cost Recovery-Contracted Services | | ($30,500.00) | $30,500.00 |
| 730000 | Budget Pool-Supplies | | $671,136.00 | ($671,136.00) |
| 737930 | Cost Recovery-Supplies | | ($350,000.00) | $350,000.00 |
| 740000 | Budget Pool-Travel | | $596,763.00 | ($596,763.00) |
| 750000 | Budget Pool-Info & Communications | | $634,100.00 | ($634,100.00) |
| 757930 | Cost Recovery-Informatn/Communicatn | | ($70,000.00) | $70,000.00 |
| 760000 | Budget Pool-Maintenance & Repair | | $971,952.00 | ($971,952.00) |
| 767930 | Cost Recovery-Maintenance & Repair | | ($22,620.00) | $22,620.00 |
| 770100 | Insurance | | $83,000.00 | ($83,000.00) |
| 773000 | Budget Pool-Scholarships&Fellowshps | | $692,000.00 | ($692,000.00) |
| 774100 | Data Processing Equipmnt Use-Intrnl | | $538,907.00 | ($538,907.00) |
| 775400 | Other Equipment Rent-External | | $2,000.00 | ($2,000.00) |
| 777000 | Budget Pool-Other Miscellaneous | | ($3,210,436.00) | $3,210,436.00 |
| 780000 | Budget Pool-Purchased for Resale | | $3,706,564.00 | ($3,706,564.00) |
| 787930 | Cost Recovery-Cost of Goods Sold | | ($2,600,000.00) | $2,600,000.00 |
| **Total Operation** | | | **$2,288,630.00** | **($2,288,630.00)** |
| 879000 | Library Cost Allocation-Debit | | $1,202,914.00 | ($1,202,914.00) |
| 879300 | Plant O&M Cost Allocatn E&G-Debit | | $1,081,984.00 | ($1,081,984.00) |
| 879400 | Indirect Costs E&G-Debit | | $2,348,095.00 | ($2,348,095.00) |
| 879880 | Earning Support/Trsf-Debit | | $641,403.00 | ($641,403.00) |
| 879890 | Earning Support/Trsf-Credit | | ($641,403.00) | $641,403.00 |
| **Total Transfers** | | | **$4,632,993.00** | **($4,632,993.00)** |
| **Net Contribution (use) of Unallocated General: SOMD** | | **$30,407,018.00** | **$30,407,018.00** | **$0.00** |

Report Package: Operating Ledger
report created by: Cats

Dec 4, 2007 3:38:22 PM

# BUDGET REPORT

Organization: ANM55
NeuroSci Cell Bio Physiology-SOM

Report Name: Budget Report by Account

Fiscal Year: 2007-08

| ACCOUNT | ACCOUNT_DESC | Revenue Dollars | Expense Dollars | Net Contribution |
|---|---|---|---|---|
| 612000 | Classified-Budget Pool | | $45,926.00 | ($45,926.00) |
| 614000 | Faculty-Budget Pool | | $1,070,300.00 | ($1,070,300.00) |
| **Total Personnel Services** | | | **$1,116,226.00** | **($1,116,226.00)** |
| 622100 | Staff Benefits-Classified/Exmt Hrly | | $21,356.00 | ($21,356.00) |
| 623100 | Staff Benefits-Faculty | | $273,999.00 | ($273,999.00) |
| **Total Benefits** | | | **$295,355.00** | **($295,355.00)** |
| 730000 | Budget Pool-Supplies | | $11,000.00 | ($11,000.00) |
| 740000 | Budget Pool-Travel | | $15,000.00 | ($15,000.00) |
| 750000 | Budget Pool-Info & Communications | | $14,000.00 | ($14,000.00) |
| 774100 | Data Processing Equipmnt Use-Intrnl | | $3,649.00 | ($3,649.00) |
| 777000 | Budget Pool-Other Miscellaneous | | $6,660.00 | ($6,660.00) |
| **Total Operation** | | | **$50,309.00** | **($50,309.00)** |
| **Net Contribution (use) of Unallocated General: ANM55** | | | **$1,461,890.00** | **($1,461,890.00)** |

Report Package: Operating Ledger
report created by: Cats

Dec 4, 2007 3:40:19 PM

# BUDGET REPORT

Organization: ANM551
NeuroSci Cell Bio Physiology-SOM

Report Name: Budget Report by Account

Fiscal Year: 2007-08

| ACCOUNT | ACCOUNT_DESC | Revenue Dollars | Expense Dollars | Net Contribution |
|---|---|---|---|---|
| 612000 | Classified-Budget Pool | | $45,926.00 | ($45,926.00) |
| **Total Personnel Services** | | | **$45,926.00** | **($45,926.00)** |
| 622100 | Staff Benefits-Classified/Exmt Hrly | | $21,356.00 | ($21,356.00) |
| **Total Benefits** | | | **$21,356.00** | **($21,356.00)** |
| 730000 | Budget Pool-Supplies | | $11,000.00 | ($11,000.00) |
| 740000 | Budget Pool-Travel | | $15,000.00 | ($15,000.00) |
| 750000 | Budget Pool-Info & Communications | | $14,000.00 | ($14,000.00) |
| 774100 | Data Processing Equipmnt Use-Intrnl | | $468.00 | ($468.00) |
| 777000 | Budget Pool-Other Miscellaneous | | $6,660.00 | ($6,660.00) |
| **Total Operation** | | | **$47,128.00** | **($47,128.00)** |
| **Net Contribution (use) of Unallocated General: ANM551** | | | **$114,410.00** | **($114,410.00)** |

Report Package: Operating Ledger
report created by: Cats

Dec 4, 2007 3:42:14 PM

# BUDGET REPORT

Organization: 224600

Report Name: Budget Report by Account

NeuroSci Cell Bio Physiology-SOM

Fiscal Year: 2007-08

| ACCOUNT | ACCOUNT_DESC | Revenue Dollars | Expense Dollars | Net Contribution |
|---|---|---|---|---|
| 612000 | Classified-Budget Pool | | $45,926.00 | ($45,926.00) |
| **Total Personnel Services** | | | **$45,926.00** | **($45,926.00)** |
| 622100 | Staff Benefits-Classified/Exmt Hrly | | $21,356.00 | ($21,356.00) |
| **Total Benefits** | | | **$21,356.00** | **($21,356.00)** |
| 730000 | Budget Pool-Supplies | | $6,000.00 | ($6,000.00) |
| 740000 | Budget Pool-Travel | | $15,000.00 | ($15,000.00) |
| 750000 | Budget Pool-Info & Communications | | $14,000.00 | ($14,000.00) |
| 774100 | Data Processing Equipmnt Use-Intrnl | | $468.00 | ($468.00) |
| 777000 | Budget Pool-Other Miscellaneous | | $6,660.00 | ($6,660.00) |
| **Total Operation** | | | **$42,128.00** | **($42,128.00)** |
| **Net Contribution (use) of Unallocated General: 224600** | | | **$109,410.00** | **($109,410.00)** |

Report Package: Operating Ledger

report created by: Cats

Dec 4, 2007 3:45:09 PM

# BUDGET REPORT

Organization: 224651
Bio Lab Level 3-HIV Res Restr Facil

Report Name: Budget Report by Account

Fiscal Year: 2007-08

| ACCOUNT | ACCOUNT_DESC | Revenue Dollars | Expense Dollars | Net Contribution |
|---|---|---|---|---|
| 730000 | Budget Pool-Supplies | | $5,000.00 | ($5,000.00) |
| Total Operation | | | **$5,000.00** | **($5,000.00)** |
| Net Contribution (use) of Unallocated General: 224651 | | | **$5,000.00** | **($5,000.00)** |

Report Package: Operating Ledger
report created by: Cats

Dec 4, 2007 3:45:09 PM

# BUDGET REPORT

Organization: ANM552
Research Incentive Funds-NCBP

Report Name: Budget Report by Account

Fiscal Year: 2007-08

| ACCOUNT | ACCOUNT_DESC | Revenue Dollars | Expense Dollars | Net Contribution |
|---|---|---|---|---|
| 614000 | Faculty-Budget Pool | | $1,070,300.00 | ($1,070,300.00) |
| **Total Personnel Services** | | | **$1,070,300.00** | **($1,070,300.00)** |
| 623100 | Staff Benefits-Faculty | | $273,999.00 | ($273,999.00) |
| **Total Benefits** | | | **$273,999.00** | **($273,999.00)** |
| 774100 | Data Processing Equipmnt Use-Intrnl | | $3,181.00 | ($3,181.00) |
| **Total Operation** | | | **$3,181.00** | **($3,181.00)** |
| **Net Contribution (use) of Unallocated General: ANM552** | | | **$1,347,480.00** | **($1,347,480.00)** |

Report Package: Operating Ledger
report created by: Cats

Dec 4, 2007 3:42:14 PM

# BUDGET REPORT

Organization: 224104
RIF-NCBP-Dawn Wooley

Report Name: Budget Report by Account

Fiscal Year: 2007-08

| ACCOUNT | ACCOUNT_DESC | Revenue Dollars | Expense Dollars | Net Contribution |
|---|---|---|---|---|
| 614000 | Faculty-Budget Pool | | $53,624.00 | ($53,624.00) |
| **Total Personnel Services** | | | **$53,624.00** | **($53,624.00)** |
| 623100 | Staff Benefits-Faculty | | $13,728.00 | ($13,728.00) |
| **Total Benefits** | | | **$13,728.00** | **($13,728.00)** |
| 774100 | Data Processing Equipmnt Use-Intrnl | | $203.00 | ($203.00) |
| **Total Operation** | | | **$203.00** | **($203.00)** |
| **Net Contribution (use) of Unallocated General: 224104** | | | **$67,555.00** | **($67,555.00)** |

Report Package: Operating Ledger
report created by: Cats

Dec 4, 2007 3:45:09 PM

# BUDGET REPORT

Organization: 224602
RIF-NCBP-Francisco Alvarez

Report Name: Budget Report by Account

Fiscal Year: 2007-08

| ACCOUNT | ACCOUNT_DESC | Revenue Dollars | Expense Dollars | Net Contribution |
|---|---|---|---|---|
| 614000 | Faculty-Budget Pool | | $60,147.00 | ($60,147.00) |
| **Total Personnel Services** | | | **$60,147.00** | **($60,147.00)** |
| 623100 | Staff Benefits-Faculty | | $15,398.00 | ($15,398.00) |
| **Total Benefits** | | | **$15,398.00** | **($15,398.00)** |
| 774100 | Data Processing Equipmnt Use-Intrnl | | $203.00 | ($203.00) |
| **Total Operation** | | | **$203.00** | **($203.00)** |
| **Net Contribution (use) of Unallocated General: 224602** | | | **$75,748.00** | **($75,748.00)** |

Report Package: Operating Ledger
report created by: Cats

Dec 4, 2007 3:45:09 PM

# BUDGET REPORT

Organization: 224603
RIF-NCBP-Nancy Bigley

Report Name: Budget Report by Account

Fiscal Year: 2007-08

| ACCOUNT | ACCOUNT_DESC | Revenue Dollars | Expense Dollars | Net Contribution |
|---|---|---|---|---|
| 614000 | Faculty-Budget Pool | | $88,814.00 | ($88,814.00) |
| **Total Personnel Services** | | | **$88,814.00** | **($88,814.00)** |
| 623100 | Staff Benefits-Faculty | | $22,736.00 | ($22,736.00) |
| **Total Benefits** | | | **$22,736.00** | **($22,736.00)** |
| 774100 | Data Processing Equipmnt Use-Intrnl | | $203.00 | ($203.00) |
| **Total Operation** | | | **$203.00** | **($203.00)** |
| **Net Contribution (use) of Unallocated General: 224603** | | | **$111,753.00** | **($111,753.00)** |

Report Package: Operating Ledger
report created by: Cats

Dec 4, 2007 3:45:09 PM

# BUDGET REPORT

Organization: 224604
RIF-NCBP-John Pearson

Report Name: Budget Report by Account

Fiscal Year: 2007-08

| ACCOUNT | ACCOUNT_DESC | Revenue Dollars | Expense Dollars | Net Contribution |
|---|---|---|---|---|
| 614000 | Faculty-Budget Pool | | $62,898.00 | ($62,898.00) |
| **Total Personnel Services** | | | **$62,898.00** | **($62,898.00)** |
| 623100 | Staff Benefits-Faculty | | $16,102.00 | ($16,102.00) |
| **Total Benefits** | | | **$16,102.00** | **($16,102.00)** |
| 774100 | Data Processing Equipmnt Use-Intrnl | | $203.00 | ($203.00) |
| **Total Operation** | | | **$203.00** | **($203.00)** |
| **Net Contribution (use) of Unallocated General: 224604** | | | **$79,203.00** | **($79,203.00)** |

Report Package: Operating Ledger
report created by: Cats

Dec 4, 2007 3:45:09 PM

# BUDGET REPORT

Organization: 224606
RIF-NCBP-Gary Nieder

Report Name: Budget Report by Account

Fiscal Year: 2007-08

| ACCOUNT | ACCOUNT_DESC | Revenue Dollars | Expense Dollars | Net Contribution |
|---|---|---|---|---|
| 614000 | Faculty-Budget Pool | | $62,405.00 | ($62,405.00) |
| **Total Personnel Services** | | | **$62,405.00** | **($62,405.00)** |
| 623100 | Staff Benefits-Faculty | | $15,976.00 | ($15,976.00) |
| **Total Benefits** | | | **$15,976.00** | **($15,976.00)** |
| 774100 | Data Processing Equipmnt Use-Intrnl | | $203.00 | ($203.00) |
| **Total Operation** | | | **$203.00** | **($203.00)** |
| **Net Contribution (use) of Unallocated General: 224606** | | | **$78,584.00** | **($78,584.00)** |

Report Package: Operating Ledger
report created by: Cats

Dec 4, 2007 3:45:09 PM

# BUDGET REPORT

Organization: 224607
RIF-NCBP-Tom Brown

Report Name: Budget Report by Account

Fiscal Year: 2007-08

| ACCOUNT | ACCOUNT_DESC | Revenue Dollars | Expense Dollars | Net Contribution |
|---|---|---|---|---|
| 614000 | Faculty-Budget Pool | | $46,480.00 | ($46,480.00) |
| **Total Personnel Services** | | | **$46,480.00** | **($46,480.00)** |
| 623100 | Staff Benefits-Faculty | | $11,899.00 | ($11,899.00) |
| **Total Benefits** | | | **$11,899.00** | **($11,899.00)** |
| 774100 | Data Processing Equipmnt Use-Intrnl | | $203.00 | ($203.00) |
| **Total Operation** | | | **$203.00** | **($203.00)** |
| **Net Contribution (use) of Unallocated General: 224607** | | | **$58,582.00** | **($58,582.00)** |

Report Package: Operating Ledger
report created by: Cats

Dec 4, 2007 3:45:09 PM

# BUDGET REPORT

Organization: 224608
RIF-NCBP-Tim Cope

Report Name: Budget Report by Account

Fiscal Year: 2007-08

| ACCOUNT | ACCOUNT_DESC | Revenue Dollars | Expense Dollars | Net Contribution |
|---|---|---|---|---|
| 614000 | Faculty-Budget Pool | | $113,717.00 | ($113,717.00) |
| **Total Personnel Services** | | | **$113,717.00** | **($113,717.00)** |
| 623100 | Staff Benefits-Faculty | | $29,112.00 | ($29,112.00) |
| **Total Benefits** | | | **$29,112.00** | **($29,112.00)** |
| 774100 | Data Processing Equipmnt Use-Intrnl | | $203.00 | ($203.00) |
| **Total Operation** | | | **$203.00** | **($203.00)** |
| **Net Contribution (use) of Unallocated General: 224608** | | | **$143,032.00** | **($143,032.00)** |

Report Package: Operating Ledger
report created by: Cats

Dec 4, 2007 3:45:09 PM

# BUDGET REPORT

Organization: 224610
RIF-NCBP-Adrian Corbett

Report Name: Budget Report by Account

Fiscal Year: 2007-08

| ACCOUNT | ACCOUNT_DESC | Revenue Dollars | Expense Dollars | Net Contribution |
|---|---|---|---|---|
| 614000 | Faculty-Budget Pool | | $51,889.00 | ($51,889.00) |
| **Total Personnel Services** | | | **$51,889.00** | **($51,889.00)** |
| 623100 | Staff Benefits-Faculty | | $13,284.00 | ($13,284.00) |
| **Total Benefits** | | | **$13,284.00** | **($13,284.00)** |
| 774100 | Data Processing Equipmnt Use-Intrnl | | $203.00 | ($203.00) |
| **Total Operation** | | | **$203.00** | **($203.00)** |
| **Net Contribution (use) of Unallocated General: 224610** | | | **$65,376.00** | **($65,376.00)** |

Report Package: Operating Ledger
report created by: Cats

Dec 4, 2007 3:45:09 PM

# BUDGET REPORT

Organization: 224613
RIF-NCBP-Larry Ream

Report Name: Budget Report by Account

Fiscal Year: 2007-08

| ACCOUNT | ACCOUNT_DESC | Revenue Dollars | Expense Dollars | Net Contribution |
|---|---|---|---|---|
| 614000 | Faculty-Budget Pool | | $64,819.00 | ($64,819.00) |
| **Total Personnel Services** | | | **$64,819.00** | **($64,819.00)** |
| 623100 | Staff Benefits-Faculty | | $16,594.00 | ($16,594.00) |
| **Total Benefits** | | | **$16,594.00** | **($16,594.00)** |
| 774100 | Data Processing Equipmnt Use-Intrnl | | $203.00 | ($203.00) |
| **Total Operation** | | | **$203.00** | **($203.00)** |
| **Net Contribution (use) of Unallocated General: 224613** | | | **$81,616.00** | **($81,616.00)** |

Report Package: Operating Ledger
report created by: Cats

Dec 4, 2007 3:45:09 PM

# BUDGET REPORT

Organization: 224614
RIF-NCBP-Kathryn Englisch

Report Name: Budget Report by Account

Fiscal Year: 2007-08

| ACCOUNT | ACCOUNT_DESC | Revenue Dollars | Expense Dollars | Net Contribution |
|---|---|---|---|---|
| 614000 | Faculty-Budget Pool | | $51,170.00 | ($51,170.00) |
| **Total Personnel Services** | | | **$51,170.00** | **($51,170.00)** |
| 623100 | Staff Benefits-Faculty | | $13,100.00 | ($13,100.00) |
| **Total Benefits** | | | **$13,100.00** | **($13,100.00)** |
| 774100 | Data Processing Equipmnt Use-Intrnl | | $203.00 | ($203.00) |
| **Total Operation** | | | **$203.00** | **($203.00)** |
| **Net Contribution (use) of Unallocated General: 224614** | | | **$64,473.00** | **($64,473.00)** |

Report Package: Operating Ledger
report created by: Cats

Dec 4, 2007 3:45:09 PM

# BUDGET REPORT

Organization: 224615
RIF-NCBP-Mark Rich

Report Name: Budget Report by Account

Fiscal Year: 2007-08

| ACCOUNT | ACCOUNT_DESC | Revenue Dollars | Expense Dollars | Net Contribution |
|---|---|---|---|---|
| 614000 | Faculty-Budget Pool | | $149,247.00 | ($149,247.00) |
| **Total Personnel Services** | | | **$149,247.00** | **($149,247.00)** |
| 623100 | Staff Benefits-Faculty | | $38,207.00 | ($38,207.00) |
| **Total Benefits** | | | **$38,207.00** | **($38,207.00)** |
| 774100 | Data Processing Equipmnt Use-Intrnl | | $339.00 | ($339.00) |
| **Total Operation** | | | **$339.00** | **($339.00)** |
| **Net Contribution (use) of Unallocated General: 224615** | | | **$187,793.00** | **($187,793.00)** |

Report Package: Operating Ledger
report created by: Cats

Dec 4, 2007 3:45:09 PM

# BUDGET REPORT

Organization: 224619
RIF-NCBP-Chris Wyatt

Report Name: Budget Report by Account

Fiscal Year: 2007-08

| ACCOUNT | ACCOUNT_DESC | Revenue Dollars | Expense Dollars | Net Contribution |
|---|---|---|---|---|
| 614000 | Faculty-Budget Pool | | $35,400.00 | ($35,400.00) |
| **Total Personnel Services** | | | **$35,400.00** | **($35,400.00)** |
| 623100 | Staff Benefits-Faculty | | $9,062.00 | ($9,062.00) |
| **Total Benefits** | | | **$9,062.00** | **($9,062.00)** |
| **Net Contribution (use) of Unallocated General: 224619** | | | **$44,462.00** | **($44,462.00)** |

Report Package: Operating Ledger
report created by: Cats

Dec 4, 2007 3:45:09 PM

# BUDGET REPORT

Organization: ASM55
Academic Affairs-SOM

Report Name: Budget Report by Account

Fiscal Year: 2007-08

| ACCOUNT | ACCOUNT_DESC | Revenue Dollars | Expense Dollars | Net Contribution |
|---|---|---|---|---|
| 505250 | Departmental Sales & Service | $25,000.00 | | $25,000.00 |
| 507350 | Miscellaneous Income | $325,000.00 | | $325,000.00 |
| **Total Revenue** | | **$350,000.00** | | **$350,000.00** |
| 611100 | Unclassified-Contract | | $205,245.00 | ($205,245.00) |
| 611110 | Unclassified-<51percent | | $10,661.00 | ($10,661.00) |
| 611150 | Unclassified-Retirees | | $61,337.00 | ($61,337.00) |
| 612000 | Classified-Budget Pool | | $495,844.00 | ($495,844.00) |
| 612200 | NonExempt Unclassified Hourly | | $73,272.00 | ($73,272.00) |
| 614000 | Faculty-Budget Pool | | $347,768.00 | ($347,768.00) |
| 616000 | Student Wages-Budget Pool | | $22,000.00 | ($22,000.00) |
| **Total Personnel Services** | | | **$1,216,127.00** | **($1,216,127.00)** |
| 621100 | Staff Benefits-Unclassified | | $151,380.00 | ($151,380.00) |
| 622100 | Staff Benefits-Classified/Exmt Hrly | | $161,044.00 | ($161,044.00) |
| 623100 | Staff Benefits-Faculty | | $89,029.00 | ($89,029.00) |
| **Total Benefits** | | | **$401,453.00** | **($401,453.00)** |
| 717000 | Budget Pool-Contracted Services | | $5,000.00 | ($5,000.00) |
| 730000 | Budget Pool-Supplies | | $170,000.00 | ($170,000.00) |
| 740000 | Budget Pool-Travel | | $76,000.00 | ($76,000.00) |
| 750000 | Budget Pool-Info & Communications | | $99,850.00 | ($99,850.00) |
| 760000 | Budget Pool-Maintenance & Repair | | $7,500.00 | ($7,500.00) |
| 774100 | Data Processing Equipmnt Use-Intrnl | | $9,002.00 | ($9,002.00) |
| **Total Operation** | | | **$367,352.00** | **($367,352.00)** |
| 879890 | Earning Support/Trsf-Credit | | ($311,879.00) | $311,879.00 |
| **Total Transfers** | | | **($311,879.00)** | **$311,879.00** |
| **Net Contribution (use) of Unallocated General: ASM55** | | **$350,000.00** | **$1,673,053.00** | **($1,323,053.00)** |

Report Package: Operating Ledger
report created by: Cats

Dec 4, 2007 3:40:19 PM

# BUDGET REPORT

Organization: ASM551
Academic Affairs-SOM

Report Name: Budget Report by Account

Fiscal Year: 2007-08

| ACCOUNT | ACCOUNT_DESC | Revenue Dollars | Expense Dollars | Net Contribution |
|---|---|---|---|---|
| 611100 | Unclassified-Contract | | $98,557.00 | ($98,557.00) |
| 611110 | Unclassified-<51percent | | $10,661.00 | ($10,661.00) |
| 612000 | Classified-Budget Pool | | $166,968.00 | ($166,968.00) |
| 614000 | Faculty-Budget Pool | | $347,768.00 | ($347,768.00) |
| 616000 | Student Wages-Budget Pool | | $10,000.00 | ($10,000.00) |
| Total Personnel Services | | | **$633,954.00** | **($633,954.00)** |
| 621100 | Staff Benefits-Unclassified | | $39,445.00 | ($39,445.00) |
| 622100 | Staff Benefits-Classified/Exmt Hrly | | $67,875.00 | ($67,875.00) |
| 623100 | Staff Benefits-Faculty | | $89,029.00 | ($89,029.00) |
| Total Benefits | | | **$196,349.00** | **($196,349.00)** |
| 717000 | Budget Pool-Contracted Services | | $2,500.00 | ($2,500.00) |
| 730000 | Budget Pool-Supplies | | $20,000.00 | ($20,000.00) |
| 740000 | Budget Pool-Travel | | $24,000.00 | ($24,000.00) |
| 750000 | Budget Pool-Info & Communications | | $69,850.00 | ($69,850.00) |
| 760000 | Budget Pool-Maintenance & Repair | | $500.00 | ($500.00) |
| 774100 | Data Processing Equipmnt Use-Intrnl | | $3,645.00 | ($3,645.00) |
| Total Operation | | | **$120,495.00** | **($120,495.00)** |
| Net Contribution (use) of Unallocated General: ASM551 | | | **$950,798.00** | **($950,798.00)** |

Report Package: Operating Ledger
report created by: Cats

Dec 4, 2007 3:42:14 PM

# BUDGET REPORT

Organization: 223100
Academic Affairs-School of Medicine

Report Name: Budget Report by Account

Fiscal Year: 2007-08

| ACCOUNT | ACCOUNT_DESC | Revenue Dollars | Expense Dollars | Net Contribution |
|---|---|---|---|---|
| 611100 | Unclassified-Contract | | $98,557.00 | ($98,557.00) |
| 611110 | Unclassified-<51percent | | $10,661.00 | ($10,661.00) |
| 612000 | Classified-Budget Pool | | $135,968.00 | ($135,968.00) |
| 614000 | Faculty-Budget Pool | | $347,768.00 | ($347,768.00) |
| 616000 | Student Wages-Budget Pool | | $10,000.00 | ($10,000.00) |
| **Total Personnel Services** | | | **$602,954.00** | **($602,954.00)** |
| 621100 | Staff Benefits-Unclassified | | $39,445.00 | ($39,445.00) |
| 622100 | Staff Benefits-Classified/Exmt Hrly | | $63,225.00 | ($63,225.00) |
| 623100 | Staff Benefits-Faculty | | $89,029.00 | ($89,029.00) |
| **Total Benefits** | | | **$191,699.00** | **($191,699.00)** |
| 717000 | Budget Pool-Contracted Services | | $2,500.00 | ($2,500.00) |
| 730000 | Budget Pool-Supplies | | $15,000.00 | ($15,000.00) |
| 740000 | Budget Pool-Travel | | $18,000.00 | ($18,000.00) |
| 750000 | Budget Pool-Info & Communications | | $16,850.00 | ($16,850.00) |
| 760000 | Budget Pool-Maintenance & Repair | | $500.00 | ($500.00) |
| 774100 | Data Processing Equipmnt Use-Intrnl | | $3,645.00 | ($3,645.00) |
| **Total Operation** | | | **$56,495.00** | **($56,495.00)** |
| **Net Contribution (use) of Unallocated General: 223100** | | | **$851,148.00** | **($851,148.00)** |

Report Package: Operating Ledger
report created by: Cats

Dec 4, 2007 3:45:09 PM

# BUDGET REPORT

Organization: 223101

Report Name: Budget Report by Account

Summer Prog-Yr2 Students Inner City

Fiscal Year: 2007-08

| ACCOUNT | ACCOUNT_DESC | Revenue Dollars | Expense Dollars | Net Contribution |
|---|---|---|---|---|
| 612000 | Classified-Budget Pool | | $31,000.00 | ($31,000.00) |
| **Total Personnel Services** | | | **$31,000.00** | **($31,000.00)** |
| 622100 | Staff Benefits-Classified/Exmt Hrly | | $4,650.00 | ($4,650.00) |
| **Total Benefits** | | | **$4,650.00** | **($4,650.00)** |
| **Net Contribution (use) of Unallocated General: 223101** | | | **$35,650.00** | **($35,650.00)** |

Report Package: Operating Ledger

report created by: Cats

Dec 4, 2007 3:45:09 PM

# BUDGET REPORT

Organization: 223105
Pathology Education

Report Name: Budget Report by Account

Fiscal Year: 2007-08

| ACCOUNT | ACCOUNT_DESC | Revenue Dollars | Expense Dollars | Net Contribution |
|---|---|---|---|---|
| 730000 | Budget Pool-Supplies | | $5,000.00 | ($5,000.00) |
| 740000 | Budget Pool-Travel | | $6,000.00 | ($6,000.00) |
| Total Operation | | | **$11,000.00** | **($11,000.00)** |
| Net Contribution (use) of Unallocated General: 223105 | | | **$11,000.00** | **($11,000.00)** |

Report Package: Operating Ledger
report created by: Cats

Dec 4, 2007 3:45:09 PM

# BUDGET REPORT

Organization: 223110

Report Name: Budget Report by Account

Curriculum Supply Cost for Students

Fiscal Year: 2007-08

| ACCOUNT | ACCOUNT_DESC | Revenue Dollars | Expense Dollars | Net Contribution |
|---|---|---|---|---|
| 750000 | Budget Pool-Info & Communications | | $53,000.00 | ($53,000.00) |
| Total Operation | | | **$53,000.00** | **($53,000.00)** |
| Net Contribution (use) of Unallocated General: 223110 | | | **$53,000.00** | **($53,000.00)** |

Report Package: Operating Ledger

report created by: Cats

Dec 4, 2007 3:45:09 PM

# BUDGET REPORT

Organization: ASM552
Skills Assessments

Report Name: Budget Report by Account

Fiscal Year: 2007-08

| ACCOUNT | ACCOUNT_DESC | Revenue Dollars | Expense Dollars | Net Contribution |
|---|---|---|---|---|
| 505250 | Departmental Sales & Service | $25,000.00 | | $25,000.00 |
| **Total Revenue** | | **$25,000.00** | | **$25,000.00** |
| 611100 | Unclassified-Contract | | $43,942.00 | ($43,942.00) |
| 612000 | Classified-Budget Pool | | $128,514.00 | ($128,514.00) |
| **Total Personnel Services** | | | **$172,456.00** | **($172,456.00)** |
| 621100 | Staff Benefits-Unclassified | | $36,151.00 | ($36,151.00) |
| **Total Benefits** | | | **$36,151.00** | **($36,151.00)** |
| 774100 | Data Processing Equipmnt Use-Intrnl | | $339.00 | ($339.00) |
| **Total Operation** | | | **$339.00** | **($339.00)** |
| 879890 | Earning Support/Trsf-Credit | | ($183,946.00) | $183,946.00 |
| **Total Transfers** | | | **($183,946.00)** | **$183,946.00** |
| **Net Contribution (use) of Unallocated General: ASM552** | | **$25,000.00** | **$25,000.00** | **$0.00** |

Report Package: Operating Ledger
report created by: Cats

Dec 4, 2007 3:42:14 PM

# BUDGET REPORT

Organization: 221102
R/E OSCE for Med Students

Report Name: Budget Report by Account

Fiscal Year: 2007-08

| ACCOUNT | ACCOUNT_DESC | Revenue Dollars | Expense Dollars | Net Contribution |
|---|---|---|---|---|
| 612000 | Classified-Budget Pool | | $13,514.00 | ($13,514.00) |
| **Total Personnel Services** | | | **$13,514.00** | **($13,514.00)** |
| 621100 | Staff Benefits-Unclassified | | $2,027.00 | ($2,027.00) |
| **Total Benefits** | | | **$2,027.00** | **($2,027.00)** |
| 879890 | Earning Support/Trsf-Credit | | ($15,541.00) | $15,541.00 |
| **Total Transfers** | | | **($15,541.00)** | **$15,541.00** |
| **Net Contribution (use) of Unallocated General: 221102** | | | **$0.00** | **$0.00** |

Report Package: Operating Ledger
report created by: Cats

Dec 4, 2007 3:45:09 PM

# BUDGET REPORT

Organization: 221103

Simulated Patient Encounter

Report Name: Budget Report by Account

Fiscal Year: 2007-08

| ACCOUNT | ACCOUNT_DESC | Revenue Dollars | Expense Dollars | Net Contribution |
|---|---|---|---|---|
| 611100 | Unclassified-Contract | | $43,942.00 | ($43,942.00) |
| 612000 | Classified-Budget Pool | | $25,000.00 | ($25,000.00) |
| **Total Personnel Services** | | | **$68,942.00** | **($68,942.00)** |
| 621100 | Staff Benefits-Unclassified | | $20,624.00 | ($20,624.00) |
| **Total Benefits** | | | **$20,624.00** | **($20,624.00)** |
| 774100 | Data Processing Equipmnt Use-Intrnl | | $339.00 | ($339.00) |
| **Total Operation** | | | **$339.00** | **($339.00)** |
| 879890 | Earning Support/Trsf-Credit | | ($89,905.00) | $89,905.00 |
| **Total Transfers** | | | **($89,905.00)** | **$89,905.00** |
| **Net Contribution (use) of Unallocated General: 221103** | | | **$0.00** | **$0.00** |

# BUDGET REPORT

Organization: 221104
R/E Teach Assoc-Medical Students

Report Name: Budget Report by Account

Fiscal Year: 2007-08

| ACCOUNT | ACCOUNT_DESC | Revenue Dollars | Expense Dollars | Net Contribution |
|---|---|---|---|---|
| 505250 | Departmental Sales & Service | $25,000.00 | | $25,000.00 |
| **Total Revenue** | | **$25,000.00** | | **$25,000.00** |
| 612000 | Classified-Budget Pool | | $90,000.00 | ($90,000.00) |
| **Total Personnel Services** | | | **$90,000.00** | **($90,000.00)** |
| 621100 | Staff Benefits-Unclassified | | $13,500.00 | ($13,500.00) |
| **Total Benefits** | | | **$13,500.00** | **($13,500.00)** |
| 879890 | Earning Support/Trsf-Credit | | ($78,500.00) | $78,500.00 |
| **Total Transfers** | | | **($78,500.00)** | **$78,500.00** |
| **Net Contribution (use) of Unallocated General: 221104** | | **$25,000.00** | **$25,000.00** | **$0.00** |

Report Package: Operating Ledger
report created by: Cats

Dec 4, 2007 3:45:09 PM

# BUDGET REPORT

Organization: ASM553
Interdisciplinary Teaching Lab-SOM

Report Name: Budget Report by Account

Fiscal Year: 2007-08

| ACCOUNT | ACCOUNT_DESC | Revenue Dollars | Expense Dollars | Net Contribution |
|---|---|---|---|---|
| 611100 | Unclassified-Contract | | $62,746.00 | ($62,746.00) |
| 612000 | Classified-Budget Pool | | $137,264.00 | ($137,264.00) |
| 616000 | Student Wages-Budget Pool | | $12,000.00 | ($12,000.00) |
| **Total Personnel Services** | | | **$212,010.00** | **($212,010.00)** |
| 621100 | Staff Benefits-Unclassified | | $24,094.00 | ($24,094.00) |
| 622100 | Staff Benefits-Classified/Exmt Hrly | | $63,828.00 | ($63,828.00) |
| **Total Benefits** | | | **$87,922.00** | **($87,922.00)** |
| 730000 | Budget Pool-Supplies | | $50,000.00 | ($50,000.00) |
| 740000 | Budget Pool-Travel | | $2,000.00 | ($2,000.00) |
| 750000 | Budget Pool-Info & Communications | | $10,000.00 | ($10,000.00) |
| 760000 | Budget Pool-Maintenance & Repair | | $7,000.00 | ($7,000.00) |
| 774100 | Data Processing Equipmnt Use-Intrnl | | $3,323.00 | ($3,323.00) |
| **Total Operation** | | | **$72,323.00** | **($72,323.00)** |
| **Net Contribution (use) of Unallocated General: ASM553** | | | **$372,255.00** | **($372,255.00)** |

Report Package: Operating Ledger
report created by: Cats

Dec 4, 2007 3:42:14 PM

# BUDGET REPORT

Organization: 228650
Interdisciplinary Teaching Lab-SOM

Report Name: Budget Report by Account

Fiscal Year: 2007-08

| ACCOUNT | ACCOUNT_DESC | Revenue Dollars | Expense Dollars | Net Contribution |
|---|---|---|---|---|
| 611100 | Unclassified-Contract | | $62,746.00 | ($62,746.00) |
| 612000 | Classified-Budget Pool | | $137,264.00 | ($137,264.00) |
| 616000 | Student Wages-Budget Pool | | $12,000.00 | ($12,000.00) |
| **Total Personnel Services** | | | **$212,010.00** | **($212,010.00)** |
| 621100 | Staff Benefits-Unclassified | | $24,094.00 | ($24,094.00) |
| 622100 | Staff Benefits-Classified/Exmt Hrly | | $63,828.00 | ($63,828.00) |
| **Total Benefits** | | | **$87,922.00** | **($87,922.00)** |
| 730000 | Budget Pool-Supplies | | $50,000.00 | ($50,000.00) |
| 740000 | Budget Pool-Travel | | $2,000.00 | ($2,000.00) |
| 750000 | Budget Pool-Info & Communications | | $10,000.00 | ($10,000.00) |
| 760000 | Budget Pool-Maintenance & Repair | | $7,000.00 | ($7,000.00) |
| 774100 | Data Processing Equipmnt Use-Intrnl | | $3,323.00 | ($3,323.00) |
| **Total Operation** | | | **$72,323.00** | **($72,323.00)** |
| **Net Contribution (use) of Unallocated General: 228650** | | | **$372,255.00** | **($372,255.00)** |

Report Package: Operating Ledger
report created by: Cats

Dec 4, 2007 3:45:09 PM

# BUDGET REPORT

Organization: ASM554
Anatomical Gift Program

Report Name: Budget Report by Account

Fiscal Year: 2007-08

| ACCOUNT | ACCOUNT_DESC | Revenue Dollars | Expense Dollars | Net Contribution |
|---|---|---|---|---|
| 507350 | Miscellaneous Income | $325,000.00 | | $325,000.00 |
| **Total Revenue** | | **$325,000.00** | | **$325,000.00** |
| 611150 | Unclassified-Retirees | | $61,337.00 | ($61,337.00) |
| 612000 | Classified-Budget Pool | | $63,098.00 | ($63,098.00) |
| 612200 | NonExempt Unclassified Hourly | | $73,272.00 | ($73,272.00) |
| **Total Personnel Services** | | | **$197,707.00** | **($197,707.00)** |
| 621100 | Staff Benefits-Unclassified | | $51,690.00 | ($51,690.00) |
| 622100 | Staff Benefits-Classified/Exmt Hrly | | $29,341.00 | ($29,341.00) |
| **Total Benefits** | | | **$81,031.00** | **($81,031.00)** |
| 717000 | Budget Pool-Contracted Services | | $2,500.00 | ($2,500.00) |
| 730000 | Budget Pool-Supplies | | $100,000.00 | ($100,000.00) |
| 740000 | Budget Pool-Travel | | $50,000.00 | ($50,000.00) |
| 750000 | Budget Pool-Info & Communications | | $20,000.00 | ($20,000.00) |
| 774100 | Data Processing Equipmnt Use-Intrnl | | $1,695.00 | ($1,695.00) |
| **Total Operation** | | | **$174,195.00** | **($174,195.00)** |
| 879890 | Earning Support/Trsf-Credit | | ($127,933.00) | $127,933.00 |
| **Total Transfers** | | | **($127,933.00)** | **$127,933.00** |
| **Net Contribution (use) of Unallocated General: ASM554** | | **$325,000.00** | **$325,000.00** | **$0.00** |

Report Package: Operating Ledger
report created by: Cats

Dec 4, 2007 3:42:14 PM

# BUDGET REPORT

Organization: 221010
R/E Education Materials-Anatomy

Report Name: Budget Report by Account

Fiscal Year: 2007-08

| ACCOUNT | ACCOUNT_DESC | Revenue Dollars | Expense Dollars | Net Contribution |
|---|---|---|---|---|
| 507350 | Miscellaneous Income | $325,000.00 | | $325,000.00 |
| **Total Revenue** | | **$325,000.00** | | **$325,000.00** |
| 611150 | Unclassified-Retirees | | $61,337.00 | ($61,337.00) |
| 612000 | Classified-Budget Pool | | $63,098.00 | ($63,098.00) |
| 612200 | NonExempt Unclassified Hourly | | $73,272.00 | ($73,272.00) |
| **Total Personnel Services** | | | **$197,707.00** | **($197,707.00)** |
| 621100 | Staff Benefits-Unclassified | | $51,690.00 | ($51,690.00) |
| 622100 | Staff Benefits-Classified/Exmt Hrly | | $29,341.00 | ($29,341.00) |
| **Total Benefits** | | | **$81,031.00** | **($81,031.00)** |
| 717000 | Budget Pool-Contracted Services | | $2,500.00 | ($2,500.00) |
| 730000 | Budget Pool-Supplies | | $100,000.00 | ($100,000.00) |
| 740000 | Budget Pool-Travel | | $50,000.00 | ($50,000.00) |
| 750000 | Budget Pool-Info & Communications | | $20,000.00 | ($20,000.00) |
| 774100 | Data Processing Equipmnt Use-Intrnl | | $1,695.00 | ($1,695.00) |
| **Total Operation** | | | **$174,195.00** | **($174,195.00)** |
| 879890 | Earning Support/Trsf-Credit | | ($127,933.00) | $127,933.00 |
| **Total Transfers** | | | **($127,933.00)** | **$127,933.00** |
| **Net Contribution (use) of Unallocated General: 221010** | | **$325,000.00** | **$325,000.00** | **$0.00** |

Report Package: Operating Ledger
report created by: Cats

Dec 4, 2007 3:45:09 PM

# BUDGET REPORT

Organization: BMS55

Report Name: Budget Report by Account

Biomedical Science PhD Program-SOM

Fiscal Year: 2007-08

| ACCOUNT | ACCOUNT_DESC | Revenue Dollars | Expense Dollars | Net Contribution |
|---|---|---|---|---|
| 612000 | Classified-Budget Pool | | $20,630.00 | ($20,630.00) |
| 616000 | Student Wages-Budget Pool | | $5,000.00 | ($5,000.00) |
| **Total Personnel Services** | | | **$25,630.00** | **($25,630.00)** |
| 622100 | Staff Benefits-Classified/Exmt Hrly | | $9,543.00 | ($9,543.00) |
| **Total Benefits** | | | **$9,543.00** | **($9,543.00)** |
| 750000 | Budget Pool-Info & Communications | | $2,000.00 | ($2,000.00) |
| 774100 | Data Processing Equipmnt Use-Intrnl | | $170.00 | ($170.00) |
| **Total Operation** | | | **$2,170.00** | **($2,170.00)** |
| **Net Contribution (use) of Unallocated General: BMS55** | | | **$37,343.00** | **($37,343.00)** |

Report Package: Operating Ledger

report created by: Cats

Dec 4, 2007 3:40:19 PM

# BUDGET REPORT

Organization: BMS555

Report Name: Budget Report by Account

Biomedical Science PhD Program-SOM

Fiscal Year: 2007-08

| ACCOUNT | ACCOUNT_DESC | Revenue Dollars | Expense Dollars | Net Contribution |
|---|---|---|---|---|
| 612000 | Classified-Budget Pool | | $20,630.00 | ($20,630.00) |
| 616000 | Student Wages-Budget Pool | | $5,000.00 | ($5,000.00) |
| **Total Personnel Services** | | | **$25,630.00** | **($25,630.00)** |
| 622100 | Staff Benefits-Classified/Exmt Hrly | | $9,543.00 | ($9,543.00) |
| **Total Benefits** | | | **$9,543.00** | **($9,543.00)** |
| 750000 | Budget Pool-Info & Communications | | $2,000.00 | ($2,000.00) |
| 774100 | Data Processing Equipmnt Use-Intrnl | | $170.00 | ($170.00) |
| **Total Operation** | | | **$2,170.00** | **($2,170.00)** |
| **Net Contribution (use) of Unallocated General: BMS555** | | | **$37,343.00** | **($37,343.00)** |

Report Package: Operating Ledger

report created by: Cats

Dec 4, 2007 3:42:14 PM

# BUDGET REPORT

Organization: 224200

Report Name: Budget Report by Account

Biomedical Science PhD Program-SOM

Fiscal Year: 2007-08

| ACCOUNT | ACCOUNT_DESC | Revenue Dollars | Expense Dollars | Net Contribution |
|---|---|---|---|---|
| 612000 | Classified-Budget Pool | | $20,630.00 | ($20,630.00) |
| 616000 | Student Wages-Budget Pool | | $5,000.00 | ($5,000.00) |
| **Total Personnel Services** | | | **$25,630.00** | **($25,630.00)** |
| 622100 | Staff Benefits-Classified/Exmt Hrly | | $9,543.00 | ($9,543.00) |
| **Total Benefits** | | | **$9,543.00** | **($9,543.00)** |
| 750000 | Budget Pool-Info & Communications | | $2,000.00 | ($2,000.00) |
| 774100 | Data Processing Equipmnt Use-Intrnl | | $170.00 | ($170.00) |
| **Total Operation** | | | **$2,170.00** | **($2,170.00)** |
| **Net Contribution (use) of Unallocated General: 224200** | | | **$37,343.00** | **($37,343.00)** |

Report Package: Operating Ledger

report created by: Cats

Dec 4, 2007 3:45:09 PM

# BUDGET REPORT

Organization: BOM55
Business Office-SOM

Report Name: Budget Report by Account

Fiscal Year: 2007-08

| ACCOUNT | ACCOUNT_DESC | Revenue Dollars | Expense Dollars | Net Contribution |
|---|---|---|---|---|
| 611100 | Unclassified-Contract | | $486,729.00 | ($486,729.00) |
| 612000 | Classified-Budget Pool | | $303,752.00 | ($303,752.00) |
| 612200 | NonExempt Unclassified Hourly | | $145,445.00 | ($145,445.00) |
| 613000 | Classified-Overtime Budget Pool | | $2,000.00 | ($2,000.00) |
| 616000 | Student Wages-Budget Pool | | $15,000.00 | ($15,000.00) |
| **Total Personnel Services** | | | **$952,926.00** | **($952,926.00)** |
| 621100 | Staff Benefits-Unclassified | | $242,755.00 | ($242,755.00) |
| 622100 | Staff Benefits-Classified/Exmt Hrly | | $141,244.00 | ($141,244.00) |
| 622130 | Staff Benefits-Classified-Overtime | | $930.00 | ($930.00) |
| **Total Benefits** | | | **$384,929.00** | **($384,929.00)** |
| 717000 | Budget Pool-Contracted Services | | $68,000.00 | ($68,000.00) |
| 717030 | Cost Recovery-Contracted Services | | ($10,500.00) | $10,500.00 |
| 730000 | Budget Pool-Supplies | | $101,324.00 | ($101,324.00) |
| 740000 | Budget Pool-Travel | | $26,300.00 | ($26,300.00) |
| 750000 | Budget Pool-Info & Communications | | $80,350.00 | ($80,350.00) |
| 757930 | Cost Recovery-Informatn/Communicatn | | ($70,000.00) | $70,000.00 |
| 760000 | Budget Pool-Maintenance & Repair | | $804,570.00 | ($804,570.00) |
| 767930 | Cost Recovery-Maintenance & Repair | | ($22,620.00) | $22,620.00 |
| 770100 | Insurance | | $70,000.00 | ($70,000.00) |
| 774100 | Data Processing Equipmnt Use-Intrnl | | $66,013.00 | ($66,013.00) |
| 775400 | Other Equipment Rent-External | | $2,000.00 | ($2,000.00) |
| 780000 | Budget Pool-Purchased for Resale | | $50,000.00 | ($50,000.00) |
| **Total Operation** | | | **$1,165,437.00** | **($1,165,437.00)** |
| **Net Contribution (use) of Unallocated General: BOM55** | | | **$2,503,292.00** | **($2,503,292.00)** |

Report Package: Operating Ledger
report created by: Cats

Dec 4, 2007 3:40:19 PM

# BUDGET REPORT

Organization: BOM551
Business Office-SOM

Report Name: Budget Report by Account

Fiscal Year: 2007-08

| ACCOUNT | ACCOUNT_DESC | Revenue Dollars | Expense Dollars | Net Contribution |
|---|---|---|---|---|
| 611100 | Unclassified-Contract | | $192,383.00 | ($192,383.00) |
| 612200 | NonExempt Unclassified Hourly | | $42,442.00 | ($42,442.00) |
| **Total Personnel Services** | | | **$234,825.00** | **($234,825.00)** |
| 621100 | Staff Benefits-Unclassified | | $90,173.00 | ($90,173.00) |
| **Total Benefits** | | | **$90,173.00** | **($90,173.00)** |
| 717030 | Cost Recovery-Contracted Services | | ($10,500.00) | $10,500.00 |
| 730000 | Budget Pool-Supplies | | $500.00 | ($500.00) |
| 750000 | Budget Pool-Info & Communications | | $3,000.00 | ($3,000.00) |
| 770100 | Insurance | | $70,000.00 | ($70,000.00) |
| 774100 | Data Processing Equipmnt Use-Intrnl | | $27,856.00 | ($27,856.00) |
| **Total Operation** | | | **$90,856.00** | **($90,856.00)** |
| **Net Contribution (use) of Unallocated General: BOM551** | | | **$415,854.00** | **($415,854.00)** |

Report Package: Operating Ledger
report created by: Cats

Dec 4, 2007 3:42:14 PM

# BUDGET REPORT

Organization: 223230
Business Office-SOM

Report Name: Budget Report by Account

Fiscal Year: 2007-08

| ACCOUNT | ACCOUNT_DESC | Revenue Dollars | Expense Dollars | Net Contribution |
|---|---|---|---|---|
| 611100 | Unclassified-Contract | | $192,383.00 | ($192,383.00) |
| 612200 | NonExempt Unclassified Hourly | | $42,442.00 | ($42,442.00) |
| **Total Personnel Services** | | | **$234,825.00** | **($234,825.00)** |
| 621100 | Staff Benefits-Unclassified | | $90,173.00 | ($90,173.00) |
| **Total Benefits** | | | **$90,173.00** | **($90,173.00)** |
| 717030 | Cost Recovery-Contracted Services | | ($10,500.00) | $10,500.00 |
| 730000 | Budget Pool-Supplies | | $500.00 | ($500.00) |
| 750000 | Budget Pool-Info & Communications | | $3,000.00 | ($3,000.00) |
| 770100 | Insurance | | $70,000.00 | ($70,000.00) |
| 774100 | Data Processing Equipmnt Use-Intrnl | | $27,856.00 | ($27,856.00) |
| **Total Operation** | | | **$90,856.00** | **($90,856.00)** |
| **Net Contribution (use) of Unallocated General: 223230** | | | **$415,854.00** | **($415,854.00)** |

Report Package: Operating Ledger
report created by: Cats

Dec 4, 2007 3:45:09 PM

# BUDGET REPORT

Organization: BOM552

Report Name: Budget Report by Account

Off Campus Plant Operation &Mnt-SOM

Fiscal Year: 2007-08

| ACCOUNT | ACCOUNT_DESC | Revenue Dollars | Expense Dollars | Net Contribution |
|---|---|---|---|---|
| 612000 | Classified-Budget Pool | | $56,521.00 | ($56,521.00) |
| 613000 | Classified-Overtime Budget Pool | | $2,000.00 | ($2,000.00) |
| **Total Personnel Services** | | | **$58,521.00** | **($58,521.00)** |
| 622100 | Staff Benefits-Classified/Exmt Hrly | | $26,282.00 | ($26,282.00) |
| 622130 | Staff Benefits-Classified-Overtime | | $930.00 | ($930.00) |
| **Total Benefits** | | | **$27,212.00** | **($27,212.00)** |
| 717000 | Budget Pool-Contracted Services | | $31,000.00 | ($31,000.00) |
| 730000 | Budget Pool-Supplies | | $6,000.00 | ($6,000.00) |
| 740000 | Budget Pool-Travel | | $400.00 | ($400.00) |
| 750000 | Budget Pool-Info & Communications | | $1,300.00 | ($1,300.00) |
| 760000 | Budget Pool-Maintenance & Repair | | $125,000.00 | ($125,000.00) |
| 767930 | Cost Recovery-Maintenance & Repair | | ($22,620.00) | $22,620.00 |
| 774100 | Data Processing Equipmnt Use-Intrnl | | $339.00 | ($339.00) |
| **Total Operation** | | | **$141,419.00** | **($141,419.00)** |
| **Net Contribution (use) of Unallocated General: BOM552** | | | **$227,152.00** | **($227,152.00)** |

Report Package: Operating Ledger

report created by: Cats

Dec 4, 2007 3:42:14 PM

# BUDGET REPORT

Organization: 227400
Cox-Administration

Report Name: Budget Report by Account

Fiscal Year: 2007-08

| ACCOUNT | ACCOUNT_DESC | Revenue Dollars | Expense Dollars | Net Contribution |
|---|---|---|---|---|
| 730000 | Budget Pool-Supplies | | $1,000.00 | ($1,000.00) |
| 767930 | Cost Recovery-Maintenance & Repair | | ($22,620.00) | $22,620.00 |
| Total Operation | | | **($21,620.00)** | **$21,620.00** |
| Net Contribution (use) of Unallocated General: 227400 | | | **($21,620.00)** | **$21,620.00** |

Report Package: Operating Ledger
report created by: Cats

Dec 4, 2007 3:45:09 PM

# BUDGET REPORT

Organization: 227504
Cox-Plant O&M-Maint & Repair Bldgs

Report Name: Budget Report by Account

Fiscal Year: 2007-08

| ACCOUNT | ACCOUNT_DESC | Revenue Dollars | Expense Dollars | Net Contribution |
|---|---|---|---|---|
| 612000 | Classified-Budget Pool | | $56,521.00 | ($56,521.00) |
| 613000 | Classified-Overtime Budget Pool | | $2,000.00 | ($2,000.00) |
| **Total Personnel Services** | | | **$58,521.00** | **($58,521.00)** |
| 622100 | Staff Benefits-Classified/Exmt Hrly | | $26,282.00 | ($26,282.00) |
| 622130 | Staff Benefits-Classified-Overtime | | $930.00 | ($930.00) |
| **Total Benefits** | | | **$27,212.00** | **($27,212.00)** |
| 717000 | Budget Pool-Contracted Services | | $31,000.00 | ($31,000.00) |
| 730000 | Budget Pool-Supplies | | $5,000.00 | ($5,000.00) |
| 740000 | Budget Pool-Travel | | $400.00 | ($400.00) |
| 750000 | Budget Pool-Info & Communications | | $1,300.00 | ($1,300.00) |
| 760000 | Budget Pool-Maintenance & Repair | | $35,000.00 | ($35,000.00) |
| 774100 | Data Processing Equipmnt Use-Intrnl | | $339.00 | ($339.00) |
| **Total Operation** | | | **$73,039.00** | **($73,039.00)** |
| **Net Contribution (use) of Unallocated General: 227504** | | | **$158,772.00** | **($158,772.00)** |

Report Package: Operating Ledger
report created by: Cats

Dec 4, 2007 3:45:09 PM

# BUDGET REPORT

Organization: 227506

Report Name: Budget Report by Account

Cox-Plant O&M-Purchased Utilities

Fiscal Year: 2007-08

| ACCOUNT | ACCOUNT_DESC | Revenue Dollars | Expense Dollars | Net Contribution |
|---|---|---|---|---|
| 760000 | Budget Pool-Maintenance & Repair | | $90,000.00 | ($90,000.00) |
| Total Operation | | | **$90,000.00** | **($90,000.00)** |
| Net Contribution (use) of Unallocated General: 227506 | | | **$90,000.00** | **($90,000.00)** |

Report Package: Operating Ledger

report created by: Cats

Dec 4, 2007 3:45:09 PM

# BUDGET REPORT

Organization: BOM553
Research Park Plant Operatn & Maint

Report Name: Budget Report by Account

Fiscal Year: 2007-08

| ACCOUNT | ACCOUNT_DESC | Revenue Dollars | Expense Dollars | Net Contribution |
|---|---|---|---|---|
| 612000 | Classified-Budget Pool | | $29,390.00 | ($29,390.00) |
| **Total Personnel Services** | | | **$29,390.00** | **($29,390.00)** |
| 622100 | Staff Benefits-Classified/Exmt Hrly | | $13,666.00 | ($13,666.00) |
| **Total Benefits** | | | **$13,666.00** | **($13,666.00)** |
| 717000 | Budget Pool-Contracted Services | | $37,000.00 | ($37,000.00) |
| 730000 | Budget Pool-Supplies | | $5,000.00 | ($5,000.00) |
| 740000 | Budget Pool-Travel | | $400.00 | ($400.00) |
| 750000 | Budget Pool-Info & Communications | | $1,600.00 | ($1,600.00) |
| 760000 | Budget Pool-Maintenance & Repair | | $135,000.00 | ($135,000.00) |
| 774100 | Data Processing Equipmnt Use-Intrnl | | $339.00 | ($339.00) |
| **Total Operation** | | | **$179,339.00** | **($179,339.00)** |
| **Net Contribution (use) of Unallocated General: BOM553** | | | **$222,395.00** | **($222,395.00)** |

Report Package: Operating Ledger
report created by: Cats

Dec 4, 2007 3:42:14 PM

# BUDGET REPORT

Organization: 227514

Research Park O&M Maint & Repair

Report Name: Budget Report by Account

Fiscal Year: 2007-08

| ACCOUNT | ACCOUNT_DESC | Revenue Dollars | Expense Dollars | Net Contribution |
|---|---|---|---|---|
| 612000 | Classified-Budget Pool | | $29,390.00 | ($29,390.00) |
| **Total Personnel Services** | | | **$29,390.00** | **($29,390.00)** |
| 622100 | Staff Benefits-Classified/Exmt Hrly | | $13,666.00 | ($13,666.00) |
| **Total Benefits** | | | **$13,666.00** | **($13,666.00)** |
| 717000 | Budget Pool-Contracted Services | | $37,000.00 | ($37,000.00) |
| 730000 | Budget Pool-Supplies | | $5,000.00 | ($5,000.00) |
| 740000 | Budget Pool-Travel | | $400.00 | ($400.00) |
| 750000 | Budget Pool-Info & Communications | | $1,600.00 | ($1,600.00) |
| 760000 | Budget Pool-Maintenance & Repair | | $35,000.00 | ($35,000.00) |
| 774100 | Data Processing Equipmnt Use-Intrnl | | $339.00 | ($339.00) |
| **Total Operation** | | | **$79,339.00** | **($79,339.00)** |
| **Net Contribution (use) of Unallocated General: 227514** | | | **$122,395.00** | **($122,395.00)** |

Report Package: Operating Ledger

report created by: Cats

Dec 4, 2007 3:45:09 PM

# BUDGET REPORT

Organization: 227516

Research Park Purchased Utilities

Report Name: Budget Report by Account

Fiscal Year: 2007-08

| ACCOUNT | ACCOUNT_DESC | Revenue Dollars | Expense Dollars | Net Contribution |
|---|---|---|---|---|
| 760000 | Budget Pool-Maintenance & Repair | | $100,000.00 | ($100,000.00) |
| Total Operation | | | **$100,000.00** | **($100,000.00)** |
| Net Contribution (use) of Unallocated General: 227516 | | | **$100,000.00** | **($100,000.00)** |

Report Package: Operating Ledger

report created by: Cats

Dec 4, 2007 3:45:09 PM

# BUDGET REPORT

Organization: BOM554
Yellow Springs Plant Operatn &Maint

Report Name: Budget Report by Account

Fiscal Year: 2007-08

| ACCOUNT | ACCOUNT_DESC | Revenue Dollars | Expense Dollars | Net Contribution |
|---|---|---|---|---|
| 612000 | Classified-Budget Pool | | $29,390.00 | ($29,390.00) |
| **Total Personnel Services** | | | **$29,390.00** | **($29,390.00)** |
| 622100 | Staff Benefits-Classified/Exmt Hrly | | $13,666.00 | ($13,666.00) |
| **Total Benefits** | | | **$13,666.00** | **($13,666.00)** |
| 730000 | Budget Pool-Supplies | | $4,000.00 | ($4,000.00) |
| 740000 | Budget Pool-Travel | | $3,000.00 | ($3,000.00) |
| 760000 | Budget Pool-Maintenance & Repair | | $70,000.00 | ($70,000.00) |
| 774100 | Data Processing Equipmnt Use-Intrnl | | $339.00 | ($339.00) |
| **Total Operation** | | | **$77,339.00** | **($77,339.00)** |
| **Net Contribution (use) of Unallocated General: BOM554** | | | **$120,395.00** | **($120,395.00)** |

Report Package: Operating Ledger
report created by: Cats

Dec 4, 2007 3:42:14 PM

# BUDGET REPORT

Organization: 228385
Clinical Plant Operations-YSFHC

Report Name: Budget Report by Account

Fiscal Year: 2007-08

| ACCOUNT | ACCOUNT_DESC | Revenue Dollars | Expense Dollars | Net Contribution |
|---|---|---|---|---|
| 612000 | Classified-Budget Pool | | $29,390.00 | ($29,390.00) |
| **Total Personnel Services** | | | **$29,390.00** | **($29,390.00)** |
| 622100 | Staff Benefits-Classified/Exmt Hrly | | $13,666.00 | ($13,666.00) |
| **Total Benefits** | | | **$13,666.00** | **($13,666.00)** |
| 730000 | Budget Pool-Supplies | | $4,000.00 | ($4,000.00) |
| 740000 | Budget Pool-Travel | | $3,000.00 | ($3,000.00) |
| 760000 | Budget Pool-Maintenance & Repair | | $70,000.00 | ($70,000.00) |
| 774100 | Data Processing Equipmnt Use-Intrnl | | $339.00 | ($339.00) |
| **Total Operation** | | | **$77,339.00** | **($77,339.00)** |
| **Net Contribution (use) of Unallocated General: 228385** | | | **$120,395.00** | **($120,395.00)** |

Report Package: Operating Ledger
report created by: Cats

Dec 4, 2007 3:45:09 PM

# BUDGET REPORT

Report Name: Budget Report by Account

Organization: CSM555
Courier Services-SOM

Fiscal Year: 2007-08

| ACCOUNT | ACCOUNT_DESC | Revenue Dollars | Expense Dollars | Net Contribution |
|---|---|---|---|---|
| 612000 | Classified-Budget Pool | | $81,415.00 | ($81,415.00) |
| 616000 | Student Wages-Budget Pool | | $15,000.00 | ($15,000.00) |
| **Total Personnel Services** | | | **$96,415.00** | **($96,415.00)** |
| 622100 | Staff Benefits-Classified/Exmt Hrly | | $37,858.00 | ($37,858.00) |
| **Total Benefits** | | | **$37,858.00** | **($37,858.00)** |
| 730000 | Budget Pool-Supplies | | $4,074.00 | ($4,074.00) |
| 740000 | Budget Pool-Travel | | $17,000.00 | ($17,000.00) |
| 750000 | Budget Pool-Info & Communications | | $19,500.00 | ($19,500.00) |
| 757930 | Cost Recovery-Informatn/Communicatn | | ($70,000.00) | $70,000.00 |
| 760000 | Budget Pool-Maintenance & Repair | | $2,000.00 | ($2,000.00) |
| 774100 | Data Processing Equipmnt Use-Intrnl | | $9,285.00 | ($9,285.00) |
| 775400 | Other Equipment Rent-External | | $2,000.00 | ($2,000.00) |
| 780000 | Budget Pool-Purchased for Resale | | $50,000.00 | ($50,000.00) |
| **Total Operation** | | | **$33,859.00** | **($33,859.00)** |
| **Net Contribution (use) of Unallocated General: CSM555** | | | **$168,132.00** | **($168,132.00)** |

Report Package: Operating Ledger
report created by: Cats

Dec 4, 2007 3:42:14 PM

# BUDGET REPORT

Organization: 221234
R/E Facilities Chargeback-SOM

Report Name: Budget Report by Account

Fiscal Year: 2007-08

| ACCOUNT | ACCOUNT_DESC | Revenue Dollars | Expense Dollars | Net Contribution |
|---|---|---|---|---|
| 730000 | Budget Pool-Supplies | | $2,000.00 | ($2,000.00) |
| 750000 | Budget Pool-Info & Communications | | $18,000.00 | ($18,000.00) |
| 757930 | Cost Recovery-Informatn/Communicatn | | ($70,000.00) | $70,000.00 |
| 780000 | Budget Pool-Purchased for Resale | | $50,000.00 | ($50,000.00) |
| Total Operation | | | $0.00 | $0.00 |
| Net Contribution (use) of Unallocated General: 221234 | | | $0.00 | $0.00 |

Report Package: Operating Ledger
report created by: Cats

Dec 4, 2007 3:45:09 PM

# BUDGET REPORT

Organization: 223232
Courier Services-SOM

Report Name: Budget Report by Account

Fiscal Year: 2007-08

| ACCOUNT | ACCOUNT_DESC | Revenue Dollars | Expense Dollars | Net Contribution |
|---|---|---|---|---|
| 612000 | Classified-Budget Pool | | $81,415.00 | ($81,415.00) |
| 616000 | Student Wages-Budget Pool | | $15,000.00 | ($15,000.00) |
| **Total Personnel Services** | | | **$96,415.00** | **($96,415.00)** |
| 622100 | Staff Benefits-Classified/Exmt Hrly | | $37,858.00 | ($37,858.00) |
| **Total Benefits** | | | **$37,858.00** | **($37,858.00)** |
| 730000 | Budget Pool-Supplies | | $2,074.00 | ($2,074.00) |
| 740000 | Budget Pool-Travel | | $17,000.00 | ($17,000.00) |
| 750000 | Budget Pool-Info & Communications | | $1,500.00 | ($1,500.00) |
| 760000 | Budget Pool-Maintenance & Repair | | $2,000.00 | ($2,000.00) |
| 774100 | Data Processing Equipmnt Use-Intrnl | | $9,285.00 | ($9,285.00) |
| 775400 | Other Equipment Rent-External | | $2,000.00 | ($2,000.00) |
| **Total Operation** | | | **$33,859.00** | **($33,859.00)** |
| **Net Contribution (use) of Unallocated General: 223232** | | | **$168,132.00** | **($168,132.00)** |

Report Package: Operating Ledger
report created by: Cats

Dec 4, 2007 3:45:09 PM

# BUDGET REPORT

Organization: FLS555
Facilities Leased-SOM

Report Name: Budget Report by Account

Fiscal Year: 2007-08

| ACCOUNT | ACCOUNT_DESC | Revenue Dollars | Expense Dollars | Net Contribution |
|---|---|---|---|---|
| 760000 | Budget Pool-Maintenance & Repair | | $431,970.00 | ($431,970.00) |
| Total Operation | | | **$431,970.00** | **($431,970.00)** |
| Net Contribution (use) of Unallocated General: FLS555 | | | **$431,970.00** | **($431,970.00)** |

Report Package: Operating Ledger
report created by: Cats

Dec 4, 2007 3:42:14 PM

# BUDGET REPORT

Organization: 225210
Family Medicine Rsrch Pk Facilities

Report Name: Budget Report by Account

Fiscal Year: 2007-08

| ACCOUNT | ACCOUNT_DESC | Revenue Dollars | Expense Dollars | Net Contribution |
|---|---|---|---|---|
| 760000 | Budget Pool-Maintenance & Repair | | $54,505.00 | ($54,505.00) |
| Total Operation | | | **$54,505.00** | **($54,505.00)** |
| Net Contribution (use) of Unallocated General: 225210 | | | **$54,505.00** | **($54,505.00)** |

Report Package: Operating Ledger
report created by: Cats

Dec 4, 2007 3:45:09 PM

# BUDGET REPORT

Organization: 225306
Internal Medicine/Pediatrics Facil

Report Name: Budget Report by Account

Fiscal Year: 2007-08

| ACCOUNT | ACCOUNT_DESC | Revenue Dollars | Expense Dollars | Net Contribution |
|---|---|---|---|---|
| 760000 | Budget Pool-Maintenance & Repair | | $26,034.00 | ($26,034.00) |
| Total Operation | | | **$26,034.00** | **($26,034.00)** |
| Net Contribution (use) of Unallocated General: 225306 | | | **$26,034.00** | **($26,034.00)** |

Report Package: Operating Ledger
report created by: Cats

Dec 4, 2007 3:45:09 PM

# BUDGET REPORT

Organization: 225431
Division of Hlth Sys Mgt Facilities

Report Name: Budget Report by Account

Fiscal Year: 2007-08

| ACCOUNT | ACCOUNT_DESC | Revenue Dollars | Expense Dollars | Net Contribution |
|---|---|---|---|---|
| 760000 | Budget Pool-Maintenance & Repair | | $223,740.00 | ($223,740.00) |
| Total Operation | | | **$223,740.00** | **($223,740.00)** |
| Net Contribution (use) of Unallocated General: 225431 | | | **$223,740.00** | **($223,740.00)** |

Report Package: Operating Ledger
report created by: Cats

Dec 4, 2007 3:45:09 PM

# BUDGET REPORT

Organization: 225451
Aerospace Medicine Facilities

Report Name: Budget Report by Account

Fiscal Year: 2007-08

| ACCOUNT | ACCOUNT_DESC | Revenue Dollars | Expense Dollars | Net Contribution |
|---|---|---|---|---|
| 760000 | Budget Pool-Maintenance & Repair | | $66,617.00 | ($66,617.00) |
| Total Operation | | | **$66,617.00** | **($66,617.00)** |
| Net Contribution (use) of Unallocated General: 225451 | | | **$66,617.00** | **($66,617.00)** |

Report Package: Operating Ledger
report created by: Cats

Dec 4, 2007 3:45:09 PM

# BUDGET REPORT

Organization: 226410

Elizabeth Place Lease/Facility Cost

Report Name: Budget Report by Account

Fiscal Year: 2007-08

| ACCOUNT | ACCOUNT_DESC | Revenue Dollars | Expense Dollars | Net Contribution |
|---|---|---|---|---|
| 760000 | Budget Pool-Maintenance & Repair | | $61,074.00 | ($61,074.00) |
| Total Operation | | | **$61,074.00** | **($61,074.00)** |
| Net Contribution (use) of Unallocated General: 226410 | | | **$61,074.00** | **($61,074.00)** |

Report Package: Operating Ledger

report created by: Cats

Dec 4, 2007 3:45:09 PM

# BUDGET REPORT

Organization: FOM555
Facilities Operations-SOM

Report Name: Budget Report by Account

Fiscal Year: 2007-08

| ACCOUNT | ACCOUNT_DESC | Revenue Dollars | Expense Dollars | Net Contribution |
|---|---|---|---|---|
| 611100 | Unclassified-Contract | | $66,729.00 | ($66,729.00) |
| 612000 | Classified-Budget Pool | | $68,664.00 | ($68,664.00) |
| Total Personnel Services | | | **$135,393.00** | **($135,393.00)** |
| 621100 | Staff Benefits-Unclassified | | $25,624.00 | ($25,624.00) |
| 622100 | Staff Benefits-Classified/Exmt Hrly | | $31,929.00 | ($31,929.00) |
| Total Benefits | | | **$57,553.00** | **($57,553.00)** |
| 730000 | Budget Pool-Supplies | | $23,000.00 | ($23,000.00) |
| 740000 | Budget Pool-Travel | | $500.00 | ($500.00) |
| 750000 | Budget Pool-Info & Communications | | $3,500.00 | ($3,500.00) |
| 760000 | Budget Pool-Maintenance & Repair | | $500.00 | ($500.00) |
| 774100 | Data Processing Equipmnt Use-Intrnl | | $9,285.00 | ($9,285.00) |
| Total Operation | | | **$36,785.00** | **($36,785.00)** |
| Net Contribution (use) of Unallocated General: FOM555 | | | **$229,731.00** | **($229,731.00)** |

Report Package: Operating Ledger
report created by: Cats

Dec 4, 2007 3:42:14 PM

# BUDGET REPORT

Organization: 223220
Facilities Operations-SOM

Report Name: Budget Report by Account

Fiscal Year: 2007-08

| ACCOUNT | ACCOUNT_DESC | Revenue Dollars | Expense Dollars | Net Contribution |
|---|---|---|---|---|
| 611100 | Unclassified-Contract | | $66,729.00 | ($66,729.00) |
| 612000 | Classified-Budget Pool | | $68,664.00 | ($68,664.00) |
| **Total Personnel Services** | | | **$135,393.00** | **($135,393.00)** |
| 621100 | Staff Benefits-Unclassified | | $25,624.00 | ($25,624.00) |
| 622100 | Staff Benefits-Classified/Exmt Hrly | | $31,929.00 | ($31,929.00) |
| **Total Benefits** | | | **$57,553.00** | **($57,553.00)** |
| 730000 | Budget Pool-Supplies | | $23,000.00 | ($23,000.00) |
| 740000 | Budget Pool-Travel | | $500.00 | ($500.00) |
| 750000 | Budget Pool-Info & Communications | | $3,500.00 | ($3,500.00) |
| 760000 | Budget Pool-Maintenance & Repair | | $500.00 | ($500.00) |
| 774100 | Data Processing Equipmnt Use-Intrnl | | $9,285.00 | ($9,285.00) |
| **Total Operation** | | | **$36,785.00** | **($36,785.00)** |
| **Net Contribution (use) of Unallocated General: 223220** | | | **$229,731.00** | **($229,731.00)** |

Report Package: Operating Ledger
report created by: Cats

Dec 4, 2007 3:45:09 PM

# BUDGET REPORT

Organization: NSM555
Network Services-SOM

Report Name: Budget Report by Account

Fiscal Year: 2007-08

| ACCOUNT | ACCOUNT_DESC | Revenue Dollars | Expense Dollars | Net Contribution |
|---|---|---|---|---|
| 611100 | Unclassified-Contract | | $227,617.00 | ($227,617.00) |
| 612200 | NonExempt Unclassified Hourly | | $103,003.00 | ($103,003.00) |
| **Total Personnel Services** | | | **$330,620.00** | **($330,620.00)** |
| 621100 | Staff Benefits-Unclassified | | $126,958.00 | ($126,958.00) |
| **Total Benefits** | | | **$126,958.00** | **($126,958.00)** |
| 730000 | Budget Pool-Supplies | | $55,000.00 | ($55,000.00) |
| 740000 | Budget Pool-Travel | | $5,000.00 | ($5,000.00) |
| 750000 | Budget Pool-Info & Communications | | $50,000.00 | ($50,000.00) |
| 760000 | Budget Pool-Maintenance & Repair | | $40,000.00 | ($40,000.00) |
| 774100 | Data Processing Equipmnt Use-Intrnl | | $9,285.00 | ($9,285.00) |
| **Total Operation** | | | **$159,285.00** | **($159,285.00)** |
| **Net Contribution (use) of Unallocated General: NSM555** | | | **$616,863.00** | **($616,863.00)** |

Report Package: Operating Ledger
report created by: Cats

Dec 4, 2007 3:42:14 PM

# BUDGET REPORT

Organization: 223226
Network Services-School of Medicine

Report Name: Budget Report by Account

Fiscal Year: 2007-08

| ACCOUNT | ACCOUNT_DESC | Revenue Dollars | Expense Dollars | Net Contribution |
|---|---|---|---|---|
| 611100 | Unclassified-Contract | | $70,711.00 | ($70,711.00) |
| 612200 | NonExempt Unclassified Hourly | | $103,003.00 | ($103,003.00) |
| **Total Personnel Services** | | | **$173,714.00** | **($173,714.00)** |
| 621100 | Staff Benefits-Unclassified | | $66,706.00 | ($66,706.00) |
| **Total Benefits** | | | **$66,706.00** | **($66,706.00)** |
| 730000 | Budget Pool-Supplies | | $45,000.00 | ($45,000.00) |
| 740000 | Budget Pool-Travel | | $3,000.00 | ($3,000.00) |
| 750000 | Budget Pool-Info & Communications | | $48,000.00 | ($48,000.00) |
| 760000 | Budget Pool-Maintenance & Repair | | $40,000.00 | ($40,000.00) |
| 774100 | Data Processing Equipmnt Use-Intrnl | | $9,285.00 | ($9,285.00) |
| **Total Operation** | | | **$145,285.00** | **($145,285.00)** |
| **Net Contribution (use) of Unallocated General: 223226** | | | **$385,705.00** | **($385,705.00)** |

Report Package: Operating Ledger
report created by: Cats

Dec 4, 2007 3:45:09 PM

# BUDGET REPORT

Organization: 228655
Curriculum IT Support

Report Name: Budget Report by Account

Fiscal Year: 2007-08

| ACCOUNT | ACCOUNT_DESC | Revenue Dollars | Expense Dollars | Net Contribution |
|---|---|---|---|---|
| 611100 | Unclassified-Contract | | $156,906.00 | ($156,906.00) |
| **Total Personnel Services** | | | **$156,906.00** | **($156,906.00)** |
| 621100 | Staff Benefits-Unclassified | | $60,252.00 | ($60,252.00) |
| **Total Benefits** | | | **$60,252.00** | **($60,252.00)** |
| 730000 | Budget Pool-Supplies | | $10,000.00 | ($10,000.00) |
| 740000 | Budget Pool-Travel | | $2,000.00 | ($2,000.00) |
| 750000 | Budget Pool-Info & Communications | | $2,000.00 | ($2,000.00) |
| **Total Operation** | | | **$14,000.00** | **($14,000.00)** |
| **Net Contribution (use) of Unallocated General: 228655** | | | **$231,158.00** | **($231,158.00)** |

Report Package: Operating Ledger
report created by: Cats

Dec 4, 2007 3:45:09 PM

# BUDGET REPORT

Organization: WPM555
Word Processing Center-SOM

Report Name: Budget Report by Account

Fiscal Year: 2007-08

| ACCOUNT | ACCOUNT_DESC | Revenue Dollars | Expense Dollars | Net Contribution |
|---|---|---|---|---|
| 612000 | Classified-Budget Pool | | $38,372.00 | ($38,372.00) |
| **Total Personnel Services** | | | **$38,372.00** | **($38,372.00)** |
| 622100 | Staff Benefits-Classified/Exmt Hrly | | $17,843.00 | ($17,843.00) |
| **Total Benefits** | | | **$17,843.00** | **($17,843.00)** |
| 730000 | Budget Pool-Supplies | | $3,750.00 | ($3,750.00) |
| 750000 | Budget Pool-Info & Communications | | $1,450.00 | ($1,450.00) |
| 760000 | Budget Pool-Maintenance & Repair | | $100.00 | ($100.00) |
| 774100 | Data Processing Equipmnt Use-Intrnl | | $9,285.00 | ($9,285.00) |
| **Total Operation** | | | **$14,585.00** | **($14,585.00)** |
| **Net Contribution (use) of Unallocated General: WPM555** | | | **$70,800.00** | **($70,800.00)** |

Report Package: Operating Ledger
report created by: Cats

Dec 4, 2007 3:42:14 PM

# BUDGET REPORT

Organization: 223205
Word Processing Center-SOM

Report Name: Budget Report by Account

Fiscal Year: 2007-08

| ACCOUNT | ACCOUNT_DESC | Revenue Dollars | Expense Dollars | Net Contribution |
|---|---|---|---|---|
| 612000 | Classified-Budget Pool | | $38,372.00 | ($38,372.00) |
| **Total Personnel Services** | | | **$38,372.00** | **($38,372.00)** |
| 622100 | Staff Benefits-Classified/Exmt Hrly | | $17,843.00 | ($17,843.00) |
| **Total Benefits** | | | **$17,843.00** | **($17,843.00)** |
| 730000 | Budget Pool-Supplies | | $3,750.00 | ($3,750.00) |
| 750000 | Budget Pool-Info & Communications | | $1,450.00 | ($1,450.00) |
| 760000 | Budget Pool-Maintenance & Repair | | $100.00 | ($100.00) |
| 774100 | Data Processing Equipmnt Use-Intrnl | | $9,285.00 | ($9,285.00) |
| **Total Operation** | | | **$14,585.00** | **($14,585.00)** |
| **Net Contribution (use) of Unallocated General: 223205** | | | **$70,800.00** | **($70,800.00)** |

Report Package: Operating Ledger
report created by: Cats

Dec 4, 2007 3:45:09 PM

# BUDGET REPORT

Organization: BYM55
Biochemistry/Molecular Biology-SOM

Report Name: Budget Report by Account

Fiscal Year: 2007-08

| ACCOUNT | ACCOUNT_DESC | Revenue Dollars | Expense Dollars | Net Contribution |
|---|---|---|---|---|
| 611100 | Unclassified-Contract | | $34,126.00 | ($34,126.00) |
| 612000 | Classified-Budget Pool | | $60,747.00 | ($60,747.00) |
| 614000 | Faculty-Budget Pool | | $514,521.00 | ($514,521.00) |
| **Total Personnel Services** | | | **$609,394.00** | **($609,394.00)** |
| 621100 | Staff Benefits-Unclassified | | $13,104.00 | ($13,104.00) |
| 622100 | Staff Benefits-Classified/Exmt Hrly | | $28,247.00 | ($28,247.00) |
| 623100 | Staff Benefits-Faculty | | $131,718.00 | ($131,718.00) |
| **Total Benefits** | | | **$173,069.00** | **($173,069.00)** |
| 717030 | Cost Recovery-Contracted Services | | ($20,000.00) | $20,000.00 |
| 730000 | Budget Pool-Supplies | | $6,000.00 | ($6,000.00) |
| 740000 | Budget Pool-Travel | | $15,000.00 | ($15,000.00) |
| 750000 | Budget Pool-Info & Communications | | $8,000.00 | ($8,000.00) |
| 760000 | Budget Pool-Maintenance & Repair | | $20,000.00 | ($20,000.00) |
| 774100 | Data Processing Equipmnt Use-Intrnl | | $2,325.00 | ($2,325.00) |
| **Total Operation** | | | **$31,325.00** | **($31,325.00)** |
| **Net Contribution (use) of Unallocated General: BYM55** | | | **$813,788.00** | **($813,788.00)** |

Report Package: Operating Ledger
report created by: Cats

Dec 4, 2007 3:40:19 PM

# BUDGET REPORT

Organization: BYM551
Biochemistry/Molecular Biology-SOM

Report Name: Budget Report by Account

Fiscal Year: 2007-08

| ACCOUNT | ACCOUNT_DESC | Revenue Dollars | Expense Dollars | Net Contribution |
|---|---|---|---|---|
| 611100 | Unclassified-Contract | | $34,126.00 | ($34,126.00) |
| 612000 | Classified-Budget Pool | | $60,747.00 | ($60,747.00) |
| **Total Personnel Services** | | | **$94,873.00** | **($94,873.00)** |
| 621100 | Staff Benefits-Unclassified | | $13,104.00 | ($13,104.00) |
| 622100 | Staff Benefits-Classified/Exmt Hrly | | $28,247.00 | ($28,247.00) |
| **Total Benefits** | | | **$41,351.00** | **($41,351.00)** |
| 730000 | Budget Pool-Supplies | | $6,000.00 | ($6,000.00) |
| 740000 | Budget Pool-Travel | | $15,000.00 | ($15,000.00) |
| 750000 | Budget Pool-Info & Communications | | $8,000.00 | ($8,000.00) |
| 774100 | Data Processing Equipmnt Use-Intrnl | | $796.00 | ($796.00) |
| **Total Operation** | | | **$29,796.00** | **($29,796.00)** |
| **Net Contribution (use) of Unallocated General: BYM551** | | | **$166,020.00** | **($166,020.00)** |

Report Package: Operating Ledger
report created by: Cats

Dec 4, 2007 3:42:14 PM

# BUDGET REPORT

Organization: 224100
Biochemistry/Molecular Biology-SOM

Report Name: Budget Report by Account

Fiscal Year: 2007-08

| ACCOUNT | ACCOUNT_DESC | Revenue Dollars | Expense Dollars | Net Contribution |
|---|---|---|---|---|
| 612000 | Classified-Budget Pool | | $60,747.00 | ($60,747.00) |
| **Total Personnel Services** | | | **$60,747.00** | **($60,747.00)** |
| 622100 | Staff Benefits-Classified/Exmt Hrly | | $28,247.00 | ($28,247.00) |
| **Total Benefits** | | | **$28,247.00** | **($28,247.00)** |
| 730000 | Budget Pool-Supplies | | $6,000.00 | ($6,000.00) |
| 740000 | Budget Pool-Travel | | $15,000.00 | ($15,000.00) |
| 750000 | Budget Pool-Info & Communications | | $8,000.00 | ($8,000.00) |
| 774100 | Data Processing Equipmnt Use-Intrnl | | $593.00 | ($593.00) |
| **Total Operation** | | | **$29,593.00** | **($29,593.00)** |
| **Net Contribution (use) of Unallocated General: 224100** | | | **$118,587.00** | **($118,587.00)** |

Report Package: Operating Ledger
report created by: Cats

Dec 4, 2007 3:45:09 PM

# BUDGET REPORT

Organization: 224101
Biochemistry

Report Name: Budget Report by Account

Fiscal Year: 2007-08

| ACCOUNT | ACCOUNT_DESC | Revenue Dollars | Expense Dollars | Net Contribution |
|---|---|---|---|---|
| 611100 | Unclassified-Contract | | $34,126.00 | ($34,126.00) |
| **Total Personnel Services** | | | **$34,126.00** | **($34,126.00)** |
| 621100 | Staff Benefits-Unclassified | | $13,104.00 | ($13,104.00) |
| **Total Benefits** | | | **$13,104.00** | **($13,104.00)** |
| 774100 | Data Processing Equipmnt Use-Intrnl | | $203.00 | ($203.00) |
| **Total Operation** | | | **$203.00** | **($203.00)** |
| **Net Contribution (use) of Unallocated General: 224101** | | | **$47,433.00** | **($47,433.00)** |

Report Package: Operating Ledger
report created by: Cats

Dec 4, 2007 3:45:09 PM

# BUDGET REPORT

Organization: BYM552
Research Incentive Fds-Biochemistry

Report Name: Budget Report by Account

Fiscal Year: 2007-08

| ACCOUNT | ACCOUNT_DESC | Revenue Dollars | Expense Dollars | Net Contribution |
|---|---|---|---|---|
| 614000 | Faculty-Budget Pool | | $514,521.00 | ($514,521.00) |
| **Total Personnel Services** | | | **$514,521.00** | **($514,521.00)** |
| 623100 | Staff Benefits-Faculty | | $131,718.00 | ($131,718.00) |
| **Total Benefits** | | | **$131,718.00** | **($131,718.00)** |
| 774100 | Data Processing Equipmnt Use-Intrnl | | $1,529.00 | ($1,529.00) |
| **Total Operation** | | | **$1,529.00** | **($1,529.00)** |
| **Net Contribution (use) of Unallocated General: BYM552** | | | **$647,768.00** | **($647,768.00)** |

Report Package: Operating Ledger
report created by: Cats

Dec 4, 2007 3:42:14 PM

# BUDGET REPORT

Organization: 224102
RIF-BMB-Gerald Alter

Report Name: Budget Report by Account

Fiscal Year: 2007-08

| ACCOUNT | ACCOUNT_DESC | Revenue Dollars | Expense Dollars | Net Contribution |
|---|---|---|---|---|
| 614000 | Faculty-Budget Pool | | $56,741.00 | ($56,741.00) |
| **Total Personnel Services** | | | **$56,741.00** | **($56,741.00)** |
| 623100 | Staff Benefits-Faculty | | $14,526.00 | ($14,526.00) |
| **Total Benefits** | | | **$14,526.00** | **($14,526.00)** |
| 774100 | Data Processing Equipmnt Use-Intrnl | | $170.00 | ($170.00) |
| **Total Operation** | | | **$170.00** | **($170.00)** |
| **Net Contribution (use) of Unallocated General: 224102** | | | **$71,437.00** | **($71,437.00)** |

Report Package: Operating Ledger
report created by: Cats

Dec 4, 2007 3:45:09 PM

# BUDGET REPORT

Organization: 224103
RIF-BMB-Steven Berberich

Report Name: Budget Report by Account

Fiscal Year: 2007-08

| ACCOUNT | ACCOUNT_DESC | Revenue Dollars | Expense Dollars | Net Contribution |
|---|---|---|---|---|
| 614000 | Faculty-Budget Pool | | $57,260.00 | ($57,260.00) |
| **Total Personnel Services** | | | **$57,260.00** | **($57,260.00)** |
| 623100 | Staff Benefits-Faculty | | $14,659.00 | ($14,659.00) |
| **Total Benefits** | | | **$14,659.00** | **($14,659.00)** |
| 774100 | Data Processing Equipmnt Use-Intrnl | | $170.00 | ($170.00) |
| **Total Operation** | | | **$170.00** | **($170.00)** |
| **Net Contribution (use) of Unallocated General: 224103** | | | **$72,089.00** | **($72,089.00)** |

Report Package: Operating Ledger
report created by: Cats

Dec 4, 2007 3:45:09 PM

# BUDGET REPORT

Organization: 224105
RIF-BMB-Michael Leffak

Report Name: Budget Report by Account

Fiscal Year: 2007-08

| ACCOUNT | ACCOUNT_DESC | Revenue Dollars | Expense Dollars | Net Contribution |
|---|---|---|---|---|
| 614000 | Faculty-Budget Pool | | $65,294.00 | ($65,294.00) |
| **Total Personnel Services** | | | **$65,294.00** | **($65,294.00)** |
| 623100 | Staff Benefits-Faculty | | $16,715.00 | ($16,715.00) |
| **Total Benefits** | | | **$16,715.00** | **($16,715.00)** |
| 774100 | Data Processing Equipmnt Use-Intrnl | | $170.00 | ($170.00) |
| **Total Operation** | | | **$170.00** | **($170.00)** |
| **Net Contribution (use) of Unallocated General: 224105** | | | **$82,179.00** | **($82,179.00)** |

Report Package: Operating Ledger
report created by: Cats

Dec 4, 2007 3:45:09 PM

# BUDGET REPORT

Organization: 224106
RIF-BMB-John Paietta

Report Name: Budget Report by Account

Fiscal Year: 2007-08

| ACCOUNT | ACCOUNT_DESC | Revenue Dollars | Expense Dollars | Net Contribution |
|---|---|---|---|---|
| 614000 | Faculty-Budget Pool | | $47,738.00 | ($47,738.00) |
| **Total Personnel Services** | | | **$47,738.00** | **($47,738.00)** |
| 623100 | Staff Benefits-Faculty | | $12,221.00 | ($12,221.00) |
| **Total Benefits** | | | **$12,221.00** | **($12,221.00)** |
| 774100 | Data Processing Equipmnt Use-Intrnl | | $170.00 | ($170.00) |
| **Total Operation** | | | **$170.00** | **($170.00)** |
| **Net Contribution (use) of Unallocated General: 224106** | | | **$60,129.00** | **($60,129.00)** |

Report Package: Operating Ledger
report created by: Cats

Dec 4, 2007 3:45:09 PM

# BUDGET REPORT

Organization: 224107
RIF-BMB-Lawrence Prochaska

Report Name: Budget Report by Account

Fiscal Year: 2007-08

| ACCOUNT | ACCOUNT_DESC | Revenue Dollars | Expense Dollars | Net Contribution |
|---|---|---|---|---|
| 614000 | Faculty-Budget Pool | | $58,396.00 | ($58,396.00) |
| **Total Personnel Services** | | | **$58,396.00** | **($58,396.00)** |
| 623100 | Staff Benefits-Faculty | | $14,949.00 | ($14,949.00) |
| **Total Benefits** | | | **$14,949.00** | **($14,949.00)** |
| 774100 | Data Processing Equipmnt Use-Intrnl | | $170.00 | ($170.00) |
| **Total Operation** | | | **$170.00** | **($170.00)** |
| **Net Contribution (use) of Unallocated General: 224107** | | | **$73,515.00** | **($73,515.00)** |

Report Package: Operating Ledger
report created by: Cats

Dec 4, 2007 3:45:09 PM

# BUDGET REPORT

Organization: 224112
RIF-BMS-Nicholas Reo

Report Name: Budget Report by Account

Fiscal Year: 2007-08

| ACCOUNT | ACCOUNT_DESC | Revenue Dollars | Expense Dollars | Net Contribution |
|---|---|---|---|---|
| 614000 | Faculty-Budget Pool | | $106,000.00 | ($106,000.00) |
| **Total Personnel Services** | | | **$106,000.00** | **($106,000.00)** |
| 623100 | Staff Benefits-Faculty | | $27,136.00 | ($27,136.00) |
| **Total Benefits** | | | **$27,136.00** | **($27,136.00)** |
| 774100 | Data Processing Equipmnt Use-Intrnl | | $339.00 | ($339.00) |
| **Total Operation** | | | **$339.00** | **($339.00)** |
| **Net Contribution (use) of Unallocated General: 224112** | | | **$133,475.00** | **($133,475.00)** |

Report Package: Operating Ledger
report created by: Cats

Dec 4, 2007 3:45:09 PM

# BUDGET REPORT

Organization: 224114
RIF-BMB-Dan Organisciak

Report Name: Budget Report by Account

Fiscal Year: 2007-08

| ACCOUNT | ACCOUNT_DESC | Revenue Dollars | Expense Dollars | Net Contribution |
|---|---|---|---|---|
| 614000 | Faculty-Budget Pool | | $93,639.00 | ($93,639.00) |
| **Total Personnel Services** | | | **$93,639.00** | **($93,639.00)** |
| 623100 | Staff Benefits-Faculty | | $23,972.00 | ($23,972.00) |
| **Total Benefits** | | | **$23,972.00** | **($23,972.00)** |
| 774100 | Data Processing Equipmnt Use-Intrnl | | $170.00 | ($170.00) |
| **Total Operation** | | | **$170.00** | **($170.00)** |
| **Net Contribution (use) of Unallocated General: 224114** | | | **$117,781.00** | **($117,781.00)** |

Report Package: Operating Ledger
report created by: Cats

Dec 4, 2007 3:45:09 PM

# BUDGET REPORT

Organization: 224115
RIF-BMB-Madhavi Kadakia

Report Name: Budget Report by Account

Fiscal Year: 2007-08

| ACCOUNT | ACCOUNT_DESC | Revenue Dollars | Expense Dollars | Net Contribution |
|---|---|---|---|---|
| 614000 | Faculty-Budget Pool | | $29,453.00 | ($29,453.00) |
| **Total Personnel Services** | | | **$29,453.00** | **($29,453.00)** |
| 623100 | Staff Benefits-Faculty | | $7,540.00 | ($7,540.00) |
| **Total Benefits** | | | **$7,540.00** | **($7,540.00)** |
| 774100 | Data Processing Equipmnt Use-Intrnl | | $170.00 | ($170.00) |
| **Total Operation** | | | **$170.00** | **($170.00)** |
| **Net Contribution (use) of Unallocated General: 224115** | | | **$37,163.00** | **($37,163.00)** |

Report Package: Operating Ledger
report created by: Cats

Dec 4, 2007 3:45:09 PM

# BUDGET REPORT

Report Name: Budget Report by Account

Organization: MGR555
Magnetic Resonance

Fiscal Year: 2007-08

| ACCOUNT | ACCOUNT_DESC | Revenue Dollars | Expense Dollars | Net Contribution |
|---|---|---|---|---|
| 717030 | Cost Recovery-Contracted Services | | ($20,000.00) | $20,000.00 |
| 760000 | Budget Pool-Maintenance & Repair | | $20,000.00 | ($20,000.00) |
| Total Operation | | | **$0.00** | **$0.00** |
| Net Contribution (use) of Unallocated General: MGR555 | | | **$0.00** | **$0.00** |

Report Package: Operating Ledger
report created by: Cats

Dec 4, 2007 3:42:14 PM

# BUDGET REPORT

Organization: 221140
R/E Magnetic Resonance

Report Name: Budget Report by Account

Fiscal Year: 2007-08

| ACCOUNT | ACCOUNT_DESC | Revenue Dollars | Expense Dollars | Net Contribution |
|---|---|---|---|---|
| 717030 | Cost Recovery-Contracted Services | | ($20,000.00) | $20,000.00 |
| 760000 | Budget Pool-Maintenance & Repair | | $20,000.00 | ($20,000.00) |
| Total Operation | | | **$0.00** | **$0.00** |
| Net Contribution (use) of Unallocated General: 221140 | | | **$0.00** | **$0.00** |

Report Package: Operating Ledger
report created by: Cats

Dec 4, 2007 3:45:09 PM

# BUDGET REPORT

Organization: CMH55
Community Health

Report Name: Budget Report by Account

Fiscal Year: 2007-08

| ACCOUNT | ACCOUNT_DESC | Revenue Dollars | Expense Dollars | Net Contribution |
|---|---|---|---|---|
| 503000 | Non-Credit Fees | $310,000.00 | | $310,000.00 |
| 505250 | Departmental Sales & Service | $55,000.00 | | $55,000.00 |
| **Total Revenue** | | **$365,000.00** | | **$365,000.00** |
| 611100 | Unclassified-Contract | | $166,257.00 | ($166,257.00) |
| 612000 | Classified-Budget Pool | | $214,834.00 | ($214,834.00) |
| 614000 | Faculty-Budget Pool | | $1,681,929.00 | ($1,681,929.00) |
| **Total Personnel Services** | | | **$2,063,020.00** | **($2,063,020.00)** |
| 621100 | Staff Benefits-Unclassified | | $63,843.00 | ($63,843.00) |
| 622100 | Staff Benefits-Classified/Exmt Hrly | | $99,898.00 | ($99,898.00) |
| 623100 | Staff Benefits-Faculty | | $421,807.00 | ($421,807.00) |
| **Total Benefits** | | | **$585,548.00** | **($585,548.00)** |
| 717000 | Budget Pool-Contracted Services | | $35,000.00 | ($35,000.00) |
| 730000 | Budget Pool-Supplies | | $36,822.00 | ($36,822.00) |
| 740000 | Budget Pool-Travel | | $56,783.00 | ($56,783.00) |
| 750000 | Budget Pool-Info & Communications | | $13,000.00 | ($13,000.00) |
| 774100 | Data Processing Equipmnt Use-Intrnl | | $10,611.00 | ($10,611.00) |
| 777000 | Budget Pool-Other Miscellaneous | | $2,000.00 | ($2,000.00) |
| **Total Operation** | | | **$154,216.00** | **($154,216.00)** |
| **Net Contribution (use) of Unallocated General: CMH55** | | **$365,000.00** | **$2,802,784.00** | **($2,437,784.00)** |

Report Package: Operating Ledger
report created by: Cats

Dec 4, 2007 3:40:19 PM

# BUDGET REPORT

Organization: AES555
Aerospace Medicine

Report Name: Budget Report by Account

Fiscal Year: 2007-08

| ACCOUNT | ACCOUNT_DESC | Revenue Dollars | Expense Dollars | Net Contribution |
|---|---|---|---|---|
| 614000 | Faculty-Budget Pool | | $131,038.00 | ($131,038.00) |
| **Total Personnel Services** | | | **$131,038.00** | **($131,038.00)** |
| 623100 | Staff Benefits-Faculty | | $33,546.00 | ($33,546.00) |
| **Total Benefits** | | | **$33,546.00** | **($33,546.00)** |
| 730000 | Budget Pool-Supplies | | $2,000.00 | ($2,000.00) |
| 750000 | Budget Pool-Info & Communications | | $5,000.00 | ($5,000.00) |
| 774100 | Data Processing Equipmnt Use-Intrnl | | $339.00 | ($339.00) |
| **Total Operation** | | | **$7,339.00** | **($7,339.00)** |
| **Net Contribution (use) of Unallocated General: AES555** | | | **$171,923.00** | **($171,923.00)** |

Report Package: Operating Ledger
report created by: Cats

Dec 4, 2007 3:42:14 PM

# BUDGET REPORT

Report Name: Budget Report by Account

Organization: 225450
Aerospace Medicine

Fiscal Year: 2007-08

| ACCOUNT | ACCOUNT_DESC | Revenue Dollars | Expense Dollars | Net Contribution |
|---|---|---|---|---|
| 614000 | Faculty-Budget Pool | | $131,038.00 | ($131,038.00) |
| **Total Personnel Services** | | | **$131,038.00** | **($131,038.00)** |
| 623100 | Staff Benefits-Faculty | | $33,546.00 | ($33,546.00) |
| **Total Benefits** | | | **$33,546.00** | **($33,546.00)** |
| 730000 | Budget Pool-Supplies | | $2,000.00 | ($2,000.00) |
| 750000 | Budget Pool-Info & Communications | | $5,000.00 | ($5,000.00) |
| 774100 | Data Processing Equipmnt Use-Intrnl | | $339.00 | ($339.00) |
| **Total Operation** | | | **$7,339.00** | **($7,339.00)** |
| **Net Contribution (use) of Unallocated General: 225450** | | | **$171,923.00** | **($171,923.00)** |

Report Package: Operating Ledger
report created by: Cats

Dec 4, 2007 3:45:09 PM

# BUDGET REPORT

Organization: CHC555

Report Name: Budget Report by Account

Center for Healthy Communities CHC

Fiscal Year: 2007-08

| ACCOUNT | ACCOUNT_DESC | Revenue Dollars | Expense Dollars | Net Contribution |
|---|---|---|---|---|
| 612000 | Classified-Budget Pool | | $24,316.00 | ($24,316.00) |
| 614000 | Faculty-Budget Pool | | $98,077.00 | ($98,077.00) |
| **Total Personnel Services** | | | **$122,393.00** | **($122,393.00)** |
| 622100 | Staff Benefits-Classified/Exmt Hrly | | $11,307.00 | ($11,307.00) |
| 623100 | Staff Benefits-Faculty | | $25,108.00 | ($25,108.00) |
| **Total Benefits** | | | **$36,415.00** | **($36,415.00)** |
| 774100 | Data Processing Equipmnt Use-Intrnl | | $1,288.00 | ($1,288.00) |
| **Total Operation** | | | **$1,288.00** | **($1,288.00)** |
| **Net Contribution (use) of Unallocated General: CHC555** | | | **$160,096.00** | **($160,096.00)** |

Report Package: Operating Ledger

report created by: Cats

Dec 4, 2007 3:42:14 PM

# BUDGET REPORT

Organization: 221158

CHC Health Information Technologies

Report Name: Budget Report by Account

Fiscal Year: 2007-08

| ACCOUNT | ACCOUNT_DESC | Revenue Dollars | Expense Dollars | Net Contribution |
|---|---|---|---|---|
| 774100 | Data Processing Equipmnt Use-Intrnl | | $610.00 | ($610.00) |
| Total Operation | | | **$610.00** | **($610.00)** |
| Net Contribution (use) of Unallocated General: 221158 | | | **$610.00** | **($610.00)** |

Report Package: Operating Ledger

report created by: Cats

Dec 4, 2007 3:45:09 PM

# BUDGET REPORT

Organization: 225417
RIF-CMH-Kate Cauley

Report Name: Budget Report by Account

Fiscal Year: 2007-08

| ACCOUNT | ACCOUNT_DESC | Revenue Dollars | Expense Dollars | Net Contribution |
|---|---|---|---|---|
| 614000 | Faculty-Budget Pool | | $98,077.00 | ($98,077.00) |
| **Total Personnel Services** | | | **$98,077.00** | **($98,077.00)** |
| 623100 | Staff Benefits-Faculty | | $25,108.00 | ($25,108.00) |
| **Total Benefits** | | | **$25,108.00** | **($25,108.00)** |
| 774100 | Data Processing Equipmnt Use-Intrnl | | $339.00 | ($339.00) |
| **Total Operation** | | | **$339.00** | **($339.00)** |
| **Net Contribution (use) of Unallocated General: 225417** | | | **$123,524.00** | **($123,524.00)** |

Report Package: Operating Ledger
report created by: Cats

Dec 4, 2007 3:45:09 PM

# BUDGET REPORT

Organization: 225480
Center for Healthy Communities

Report Name: Budget Report by Account

Fiscal Year: 2007-08

| ACCOUNT | ACCOUNT_DESC | Revenue Dollars | Expense Dollars | Net Contribution |
|---|---|---|---|---|
| 612000 | Classified-Budget Pool | | $24,316.00 | ($24,316.00) |
| **Total Personnel Services** | | | **$24,316.00** | **($24,316.00)** |
| 622100 | Staff Benefits-Classified/Exmt Hrly | | $11,307.00 | ($11,307.00) |
| **Total Benefits** | | | **$11,307.00** | **($11,307.00)** |
| 774100 | Data Processing Equipmnt Use-Intrnl | | $339.00 | ($339.00) |
| **Total Operation** | | | **$339.00** | **($339.00)** |
| **Net Contribution (use) of Unallocated General: 225480** | | | **$35,962.00** | **($35,962.00)** |

Report Package: Operating Ledger
report created by: Cats

Dec 4, 2007 3:45:09 PM

# BUDGET REPORT

Organization: CMH551
Community Health Chair

Report Name: Budget Report by Account

Fiscal Year: 2007-08

| ACCOUNT | ACCOUNT_DESC | Revenue Dollars | Expense Dollars | Net Contribution |
|---|---|---|---|---|
| 611100 | Unclassified-Contract | | $62,892.00 | ($62,892.00) |
| 612000 | Classified-Budget Pool | | $26,844.00 | ($26,844.00) |
| 614000 | Faculty-Budget Pool | | $180,418.00 | ($180,418.00) |
| **Total Personnel Services** | | | **$270,154.00** | **($270,154.00)** |
| 621100 | Staff Benefits-Unclassified | | $24,151.00 | ($24,151.00) |
| 622100 | Staff Benefits-Classified/Exmt Hrly | | $12,482.00 | ($12,482.00) |
| 623100 | Staff Benefits-Faculty | | $46,187.00 | ($46,187.00) |
| **Total Benefits** | | | **$82,820.00** | **($82,820.00)** |
| 730000 | Budget Pool-Supplies | | $6,000.00 | ($6,000.00) |
| 740000 | Budget Pool-Travel | | $15,000.00 | ($15,000.00) |
| 750000 | Budget Pool-Info & Communications | | $6,000.00 | ($6,000.00) |
| 774100 | Data Processing Equipmnt Use-Intrnl | | $1,356.00 | ($1,356.00) |
| 777000 | Budget Pool-Other Miscellaneous | | $2,000.00 | ($2,000.00) |
| **Total Operation** | | | **$30,356.00** | **($30,356.00)** |
| **Net Contribution (use) of Unallocated General: CMH551** | | | **$383,330.00** | **($383,330.00)** |

Report Package: Operating Ledger
report created by: Cats

Dec 4, 2007 3:42:14 PM

# BUDGET REPORT

Organization: 225400
Community Health

Report Name: Budget Report by Account

Fiscal Year: 2007-08

| ACCOUNT | ACCOUNT_DESC | Revenue Dollars | Expense Dollars | Net Contribution |
|---|---|---|---|---|
| 611100 | Unclassified-Contract | | $62,892.00 | ($62,892.00) |
| 612000 | Classified-Budget Pool | | $26,844.00 | ($26,844.00) |
| 614000 | Faculty-Budget Pool | | $29,849.00 | ($29,849.00) |
| **Total Personnel Services** | | | **$119,585.00** | **($119,585.00)** |
| 621100 | Staff Benefits-Unclassified | | $24,151.00 | ($24,151.00) |
| 622100 | Staff Benefits-Classified/Exmt Hrly | | $12,482.00 | ($12,482.00) |
| 623100 | Staff Benefits-Faculty | | $7,641.00 | ($7,641.00) |
| **Total Benefits** | | | **$44,274.00** | **($44,274.00)** |
| 730000 | Budget Pool-Supplies | | $6,000.00 | ($6,000.00) |
| 740000 | Budget Pool-Travel | | $10,000.00 | ($10,000.00) |
| 750000 | Budget Pool-Info & Communications | | $6,000.00 | ($6,000.00) |
| 774100 | Data Processing Equipmnt Use-Intrnl | | $678.00 | ($678.00) |
| **Total Operation** | | | **$22,678.00** | **($22,678.00)** |
| **Net Contribution (use) of Unallocated General: 225400** | | | **$186,537.00** | **($186,537.00)** |

Report Package: Operating Ledger
report created by: Cats

Dec 4, 2007 3:45:09 PM

# BUDGET REPORT

Organization: 225421
RIF-CMH-Mary White

Report Name: Budget Report by Account

Fiscal Year: 2007-08

| ACCOUNT | ACCOUNT_DESC | Revenue Dollars | Expense Dollars | Net Contribution |
|---|---|---|---|---|
| 614000 | Faculty-Budget Pool | | $83,781.00 | ($83,781.00) |
| **Total Personnel Services** | | | **$83,781.00** | **($83,781.00)** |
| 623100 | Staff Benefits-Faculty | | $21,448.00 | ($21,448.00) |
| **Total Benefits** | | | **$21,448.00** | **($21,448.00)** |
| 740000 | Budget Pool-Travel | | $5,000.00 | ($5,000.00) |
| 774100 | Data Processing Equipmnt Use-Intrnl | | $339.00 | ($339.00) |
| 777000 | Budget Pool-Other Miscellaneous | | $2,000.00 | ($2,000.00) |
| **Total Operation** | | | **$7,339.00** | **($7,339.00)** |
| **Net Contribution (use) of Unallocated General: 225421** | | | **$112,568.00** | **($112,568.00)** |

Report Package: Operating Ledger
report created by: Cats

Dec 4, 2007 3:45:09 PM

# BUDGET REPORT

Organization: 225436
RIF-Fernandes

Report Name: Budget Report by Account

Fiscal Year: 2007-08

| ACCOUNT | ACCOUNT_DESC | Revenue Dollars | Expense Dollars | Net Contribution |
|---|---|---|---|---|
| 614000 | Faculty-Budget Pool | | $66,788.00 | ($66,788.00) |
| **Total Personnel Services** | | | **$66,788.00** | **($66,788.00)** |
| 623100 | Staff Benefits-Faculty | | $17,098.00 | ($17,098.00) |
| **Total Benefits** | | | **$17,098.00** | **($17,098.00)** |
| 774100 | Data Processing Equipmnt Use-Intrnl | | $339.00 | ($339.00) |
| **Total Operation** | | | **$339.00** | **($339.00)** |
| **Net Contribution (use) of Unallocated General: 225436** | | | **$84,225.00** | **($84,225.00)** |

Report Package: Operating Ledger
report created by: Cats

Dec 4, 2007 3:45:09 PM

# BUDGET REPORT

Organization: CMH552
CITAR

Report Name: Budget Report by Account

Fiscal Year: 2007-08

| ACCOUNT | ACCOUNT_DESC | Revenue Dollars | Expense Dollars | Net Contribution |
|---|---|---|---|---|
| 612000 | Classified-Budget Pool | | $40,637.00 | ($40,637.00) |
| 614000 | Faculty-Budget Pool | | $101,914.00 | ($101,914.00) |
| **Total Personnel Services** | | | **$142,551.00** | **($142,551.00)** |
| 622100 | Staff Benefits-Classified/Exmt Hrly | | $18,896.00 | ($18,896.00) |
| 623100 | Staff Benefits-Faculty | | $26,090.00 | ($26,090.00) |
| **Total Benefits** | | | **$44,986.00** | **($44,986.00)** |
| 717000 | Budget Pool-Contracted Services | | $35,000.00 | ($35,000.00) |
| 774100 | Data Processing Equipmnt Use-Intrnl | | $2,721.00 | ($2,721.00) |
| **Total Operation** | | | **$37,721.00** | **($37,721.00)** |
| **Net Contribution (use) of Unallocated General: CMH552** | | | **$225,258.00** | **($225,258.00)** |

Report Package: Operating Ledger
report created by: Cats

Dec 4, 2007 3:42:14 PM

# BUDGET REPORT

Organization: 221405

Report Name: Budget Report by Account

R/E SARDI Information Dissemination

Fiscal Year: 2007-08

| ACCOUNT | ACCOUNT_DESC | Revenue Dollars | Expense Dollars | Net Contribution |
|---|---|---|---|---|
| 774100 | Data Processing Equipmnt Use-Intrnl | | $2,043.00 | ($2,043.00) |
| Total Operation | | | **$2,043.00** | **($2,043.00)** |
| Net Contribution (use) of Unallocated General: 221405 | | | **$2,043.00** | **($2,043.00)** |

Report Package: Operating Ledger
report created by: Cats

Dec 4, 2007 3:45:09 PM

# BUDGET REPORT

Organization: 225413
RIF-CMH-Robert Carlson

Report Name: Budget Report by Account

Fiscal Year: 2007-08

| ACCOUNT | ACCOUNT_DESC | Revenue Dollars | Expense Dollars | Net Contribution |
|---|---|---|---|---|
| 614000 | Faculty-Budget Pool | | $16,630.00 | ($16,630.00) |
| **Total Personnel Services** | | | **$16,630.00** | **($16,630.00)** |
| 623100 | Staff Benefits-Faculty | | $4,257.00 | ($4,257.00) |
| **Total Benefits** | | | **$4,257.00** | **($4,257.00)** |
| **Net Contribution (use) of Unallocated General: 225413** | | | **$20,887.00** | **($20,887.00)** |

Report Package: Operating Ledger
report created by: Cats

Dec 4, 2007 3:45:09 PM

# BUDGET REPORT

Organization: 225422
RIF-CMH-Phyllis Cole

Report Name: Budget Report by Account

Fiscal Year: 2007-08

| ACCOUNT | ACCOUNT_DESC | Revenue Dollars | Expense Dollars | Net Contribution |
|---|---|---|---|---|
| 614000 | Faculty-Budget Pool | | $85,284.00 | ($85,284.00) |
| **Total Personnel Services** | | | **$85,284.00** | **($85,284.00)** |
| 623100 | Staff Benefits-Faculty | | $21,833.00 | ($21,833.00) |
| **Total Benefits** | | | **$21,833.00** | **($21,833.00)** |
| 774100 | Data Processing Equipmnt Use-Intrnl | | $339.00 | ($339.00) |
| **Total Operation** | | | **$339.00** | **($339.00)** |
| **Net Contribution (use) of Unallocated General: 225422** | | | **$107,456.00** | **($107,456.00)** |

Report Package: Operating Ledger
report created by: Cats

Dec 4, 2007 3:45:09 PM

# BUDGET REPORT

Organization: 225440
Weekend Intervention Program

Report Name: Budget Report by Account

Fiscal Year: 2007-08

| ACCOUNT | ACCOUNT_DESC | Revenue Dollars | Expense Dollars | Net Contribution |
|---|---|---|---|---|
| 717000 | Budget Pool-Contracted Services | | $35,000.00 | ($35,000.00) |
| Total Operation | | | **$35,000.00** | **($35,000.00)** |
| Net Contribution (use) of Unallocated General: 225440 | | | **$35,000.00** | **($35,000.00)** |

Report Package: Operating Ledger
report created by: Cats

Dec 4, 2007 3:45:09 PM

# BUDGET REPORT

Organization: 225460
Ctr Intervntn Treatmt & Addictn Res

Report Name: Budget Report by Account

Fiscal Year: 2007-08

| ACCOUNT | ACCOUNT_DESC | Revenue Dollars | Expense Dollars | Net Contribution |
|---|---|---|---|---|
| 612000 | Classified-Budget Pool | | $40,637.00 | ($40,637.00) |
| **Total Personnel Services** | | | **$40,637.00** | **($40,637.00)** |
| 622100 | Staff Benefits-Classified/Exmt Hrly | | $18,896.00 | ($18,896.00) |
| **Total Benefits** | | | **$18,896.00** | **($18,896.00)** |
| 774100 | Data Processing Equipmnt Use-Intrnl | | $339.00 | ($339.00) |
| **Total Operation** | | | **$339.00** | **($339.00)** |
| **Net Contribution (use) of Unallocated General: 225460** | | | **$59,872.00** | **($59,872.00)** |

Report Package: Operating Ledger
report created by: Cats

Dec 4, 2007 3:45:09 PM

# BUDGET REPORT

Organization: CMH553
Lifespan Health Research CenterLHRC

Report Name: Budget Report by Account

Fiscal Year: 2007-08

| ACCOUNT | ACCOUNT_DESC | Revenue Dollars | Expense Dollars | Net Contribution |
|---|---|---|---|---|
| 612000 | Classified-Budget Pool | | $36,681.00 | ($36,681.00) |
| 614000 | Faculty-Budget Pool | | $424,630.00 | ($424,630.00) |
| **Total Personnel Services** | | | **$461,311.00** | **($461,311.00)** |
| 622100 | Staff Benefits-Classified/Exmt Hrly | | $17,057.00 | ($17,057.00) |
| 623100 | Staff Benefits-Faculty | | $108,706.00 | ($108,706.00) |
| **Total Benefits** | | | **$125,763.00** | **($125,763.00)** |
| 774100 | Data Processing Equipmnt Use-Intrnl | | $1,356.00 | ($1,356.00) |
| **Total Operation** | | | **$1,356.00** | **($1,356.00)** |
| **Net Contribution (use) of Unallocated General: CMH553** | | | **$588,430.00** | **($588,430.00)** |

Report Package: Operating Ledger
report created by: Cats

Dec 4, 2007 3:42:14 PM

# BUDGET REPORT

Organization: 225405
RIF-CMH-Roger Siervogel

Report Name: Budget Report by Account

Fiscal Year: 2007-08

| ACCOUNT | ACCOUNT_DESC | Revenue Dollars | Expense Dollars | Net Contribution |
|---|---|---|---|---|
| 614000 | Faculty-Budget Pool | | $169,437.00 | ($169,437.00) |
| **Total Personnel Services** | | | **$169,437.00** | **($169,437.00)** |
| 623100 | Staff Benefits-Faculty | | $43,376.00 | ($43,376.00) |
| **Total Benefits** | | | **$43,376.00** | **($43,376.00)** |
| 774100 | Data Processing Equipmnt Use-Intrnl | | $339.00 | ($339.00) |
| **Total Operation** | | | **$339.00** | **($339.00)** |
| **Net Contribution (use) of Unallocated General: 225405** | | | **$213,152.00** | **($213,152.00)** |

Report Package: Operating Ledger
report created by: Cats

Dec 4, 2007 3:45:09 PM

# BUDGET REPORT

Organization: 225406
RIF-CMH-Shumei Sun

Report Name: Budget Report by Account

Fiscal Year: 2007-08

| ACCOUNT | ACCOUNT_DESC | Revenue Dollars | Expense Dollars | Net Contribution |
|---|---|---|---|---|
| 614000 | Faculty-Budget Pool | | $128,042.00 | ($128,042.00) |
| **Total Personnel Services** | | | **$128,042.00** | **($128,042.00)** |
| 623100 | Staff Benefits-Faculty | | $32,779.00 | ($32,779.00) |
| **Total Benefits** | | | **$32,779.00** | **($32,779.00)** |
| 774100 | Data Processing Equipmnt Use-Intrnl | | $339.00 | ($339.00) |
| **Total Operation** | | | **$339.00** | **($339.00)** |
| **Net Contribution (use) of Unallocated General: 225406** | | | **$161,160.00** | **($161,160.00)** |

Report Package: Operating Ledger
report created by: Cats

Dec 4, 2007 3:45:09 PM

# BUDGET REPORT

Organization: 225407
RIF-CMH-Cameron Chumlea

Report Name: Budget Report by Account

Fiscal Year: 2007-08

| ACCOUNT | ACCOUNT_DESC | Revenue Dollars | Expense Dollars | Net Contribution |
|---|---|---|---|---|
| 614000 | Faculty-Budget Pool | | $127,151.00 | ($127,151.00) |
| **Total Personnel Services** | | | **$127,151.00** | **($127,151.00)** |
| 623100 | Staff Benefits-Faculty | | $32,551.00 | ($32,551.00) |
| **Total Benefits** | | | **$32,551.00** | **($32,551.00)** |
| 774100 | Data Processing Equipmnt Use-Intrnl | | $339.00 | ($339.00) |
| **Total Operation** | | | **$339.00** | **($339.00)** |
| **Net Contribution (use) of Unallocated General: 225407** | | | **$160,041.00** | **($160,041.00)** |

Report Package: Operating Ledger
report created by: Cats

Dec 4, 2007 3:45:09 PM

# BUDGET REPORT

Organization: 225470
Lifespan Health Research Center

Report Name: Budget Report by Account

Fiscal Year: 2007-08

| ACCOUNT | ACCOUNT_DESC | Revenue Dollars | Expense Dollars | Net Contribution |
|---|---|---|---|---|
| 612000 | Classified-Budget Pool | | $36,681.00 | ($36,681.00) |
| **Total Personnel Services** | | | **$36,681.00** | **($36,681.00)** |
| 622100 | Staff Benefits-Classified/Exmt Hrly | | $17,057.00 | ($17,057.00) |
| **Total Benefits** | | | **$17,057.00** | **($17,057.00)** |
| 774100 | Data Processing Equipmnt Use-Intrnl | | $339.00 | ($339.00) |
| **Total Operation** | | | **$339.00** | **($339.00)** |
| **Net Contribution (use) of Unallocated General: 225470** | | | **$54,077.00** | **($54,077.00)** |

# BUDGET REPORT

Organization: CMH554
Division of Health Systems Mgmt HSM

Report Name: Budget Report by Account

Fiscal Year: 2007-08

| ACCOUNT | ACCOUNT_DESC | Revenue Dollars | Expense Dollars | Net Contribution |
|---|---|---|---|---|
| 503000 | Non-Credit Fees | $310,000.00 | | $310,000.00 |
| 505250 | Departmental Sales & Service | $55,000.00 | | $55,000.00 |
| **Total Revenue** | | **$365,000.00** | | **$365,000.00** |
| 611100 | Unclassified-Contract | | $103,365.00 | ($103,365.00) |
| 612000 | Classified-Budget Pool | | $86,356.00 | ($86,356.00) |
| 614000 | Faculty-Budget Pool | | $661,852.00 | ($661,852.00) |
| **Total Personnel Services** | | | **$851,573.00** | **($851,573.00)** |
| 621100 | Staff Benefits-Unclassified | | $39,692.00 | ($39,692.00) |
| 622100 | Staff Benefits-Classified/Exmt Hrly | | $40,156.00 | ($40,156.00) |
| 623100 | Staff Benefits-Faculty | | $160,666.00 | ($160,666.00) |
| **Total Benefits** | | | **$240,514.00** | **($240,514.00)** |
| 730000 | Budget Pool-Supplies | | $28,822.00 | ($28,822.00) |
| 740000 | Budget Pool-Travel | | $41,783.00 | ($41,783.00) |
| 750000 | Budget Pool-Info & Communications | | $2,000.00 | ($2,000.00) |
| 774100 | Data Processing Equipmnt Use-Intrnl | | $3,551.00 | ($3,551.00) |
| **Total Operation** | | | **$76,156.00** | **($76,156.00)** |
| **Net Contribution (use) of Unallocated General: CMH554** | | **$365,000.00** | **$1,168,243.00** | **($803,243.00)** |

Report Package: Operating Ledger
report created by: Cats

Dec 4, 2007 3:42:14 PM

# BUDGET REPORT

Organization: 221430

R/E Center for GHSPM Consulting

Report Name: Budget Report by Account

Fiscal Year: 2007-08

| ACCOUNT | ACCOUNT_DESC | Revenue Dollars | Expense Dollars | Net Contribution |
|---|---|---|---|---|
| 505250 | Departmental Sales & Service | $55,000.00 | | $55,000.00 |
| **Total Revenue** | | **$55,000.00** | | **$55,000.00** |
| 614000 | Faculty-Budget Pool | | $38,431.00 | ($38,431.00) |
| **Total Personnel Services** | | | **$38,431.00** | **($38,431.00)** |
| 623100 | Staff Benefits-Faculty | | $9,838.00 | ($9,838.00) |
| **Total Benefits** | | | **$9,838.00** | **($9,838.00)** |
| 774100 | Data Processing Equipmnt Use-Intrnl | | $170.00 | ($170.00) |
| **Total Operation** | | | **$170.00** | **($170.00)** |
| **Net Contribution (use) of Unallocated General: 221430** | | **$55,000.00** | **$48,439.00** | **$6,561.00** |

Report Package: Operating Ledger

report created by: Cats

Dec 4, 2007 3:45:09 PM

# BUDGET REPORT

Organization: 221431

Report Name: Budget Report by Account

R/E Health Care Mgt Certif-Revenue

Fiscal Year: 2007-08

| ACCOUNT | ACCOUNT_DESC | Revenue Dollars | Expense Dollars | Net Contribution |
|---|---|---|---|---|
| 503000 | Non-Credit Fees | $50,000.00 | | $50,000.00 |
| **Total Revenue** | | **$50,000.00** | | **$50,000.00** |
| 774100 | Data Processing Equipmnt Use-Intrnl | | $271.00 | ($271.00) |
| **Total Operation** | | | **$271.00** | **($271.00)** |
| **Net Contribution (use) of Unallocated General: 221431** | | **$50,000.00** | **$271.00** | **$49,729.00** |

Report Package: Operating Ledger

report created by: Cats

Dec 4, 2007 3:45:09 PM

# BUDGET REPORT

Organization: 221434

Report Name: Budget Report by Account

R/E Other Master Prog-Special Fees

Fiscal Year: 2007-08

| ACCOUNT | ACCOUNT_DESC | Revenue Dollars | Expense Dollars | Net Contribution |
|---|---|---|---|---|
| 503000 | Non-Credit Fees | $260,000.00 | | $260,000.00 |
| **Total Revenue** | | **$260,000.00** | | **$260,000.00** |
| 614000 | Faculty-Budget Pool | | $70,711.00 | ($70,711.00) |
| **Total Personnel Services** | | | **$70,711.00** | **($70,711.00)** |
| 623100 | Staff Benefits-Faculty | | $9,334.00 | ($9,334.00) |
| **Total Benefits** | | | **$9,334.00** | **($9,334.00)** |
| 730000 | Budget Pool-Supplies | | $13,822.00 | ($13,822.00) |
| 740000 | Budget Pool-Travel | | $40,390.00 | ($40,390.00) |
| 774100 | Data Processing Equipmnt Use-Intrnl | | $170.00 | ($170.00) |
| **Total Operation** | | | **$54,382.00** | **($54,382.00)** |
| **Net Contribution (use) of Unallocated General: 221434** | | **$260,000.00** | **$134,427.00** | **$125,573.00** |

Report Package: Operating Ledger

report created by: Cats

Dec 4, 2007 3:45:09 PM

# BUDGET REPORT

Organization: 225430

Report Name: Budget Report by Account

Division of Health Systems Managemt

Fiscal Year: 2007-08

| ACCOUNT | ACCOUNT_DESC | Revenue Dollars | Expense Dollars | Net Contribution |
|---|---|---|---|---|
| 612000 | Classified-Budget Pool | | $35,288.00 | ($35,288.00) |
| 614000 | Faculty-Budget Pool | | $84,299.00 | ($84,299.00) |
| **Total Personnel Services** | | | **$119,587.00** | **($119,587.00)** |
| 622100 | Staff Benefits-Classified/Exmt Hrly | | $16,409.00 | ($16,409.00) |
| 623100 | Staff Benefits-Faculty | | $21,581.00 | ($21,581.00) |
| **Total Benefits** | | | **$37,990.00** | **($37,990.00)** |
| 730000 | Budget Pool-Supplies | | $10,000.00 | ($10,000.00) |
| 750000 | Budget Pool-Info & Communications | | $2,000.00 | ($2,000.00) |
| 774100 | Data Processing Equipmnt Use-Intrnl | | $458.00 | ($458.00) |
| **Total Operation** | | | **$12,458.00** | **($12,458.00)** |
| **Net Contribution (use) of Unallocated General: 225430** | | | **$170,035.00** | **($170,035.00)** |

Report Package: Operating Ledger

report created by: Cats

Dec 4, 2007 3:45:09 PM

# BUDGET REPORT

Organization: 225432

Masters in Public Health - SOM

Report Name: Budget Report by Account

Fiscal Year: 2007-08

| ACCOUNT | ACCOUNT_DESC | Revenue Dollars | Expense Dollars | Net Contribution |
|---|---|---|---|---|
| 611100 | Unclassified-Contract | | $103,365.00 | ($103,365.00) |
| 612000 | Classified-Budget Pool | | $51,068.00 | ($51,068.00) |
| 614000 | Faculty-Budget Pool | | $328,411.00 | ($328,411.00) |
| **Total Personnel Services** | | | **$482,844.00** | **($482,844.00)** |
| 621100 | Staff Benefits-Unclassified | | $39,692.00 | ($39,692.00) |
| 622100 | Staff Benefits-Classified/Exmt Hrly | | $23,747.00 | ($23,747.00) |
| 623100 | Staff Benefits-Faculty | | $84,073.00 | ($84,073.00) |
| **Total Benefits** | | | **$147,512.00** | **($147,512.00)** |
| 730000 | Budget Pool-Supplies | | $5,000.00 | ($5,000.00) |
| 740000 | Budget Pool-Travel | | $1,393.00 | ($1,393.00) |
| 774100 | Data Processing Equipmnt Use-Intrnl | | $2,482.00 | ($2,482.00) |
| **Total Operation** | | | **$8,875.00** | **($8,875.00)** |
| **Net Contribution (use) of Unallocated General: 225432** | | | **$639,231.00** | **($639,231.00)** |

Report Package: Operating Ledger

report created by: Cats

Dec 4, 2007 3:45:09 PM

# BUDGET REPORT

Organization: 225438
RIF-Beauchamp

Report Name: Budget Report by Account

Fiscal Year: 2007-08

| ACCOUNT | ACCOUNT_DESC | Revenue Dollars | Expense Dollars | Net Contribution |
|---|---|---|---|---|
| 614000 | Faculty-Budget Pool | | $140,000.00 | ($140,000.00) |
| **Total Personnel Services** | | | **$140,000.00** | **($140,000.00)** |
| 623100 | Staff Benefits-Faculty | | $35,840.00 | ($35,840.00) |
| **Total Benefits** | | | **$35,840.00** | **($35,840.00)** |
| **Net Contribution (use) of Unallocated General: 225438** | | | **$175,840.00** | **($175,840.00)** |

Report Package: Operating Ledger
report created by: Cats

Dec 4, 2007 3:45:09 PM

# BUDGET REPORT

Organization: CMH555
Division of Cancer Prevention

Report Name: Budget Report by Account

Fiscal Year: 2007-08

| ACCOUNT | ACCOUNT_DESC | Revenue Dollars | Expense Dollars | Net Contribution |
|---|---|---|---|---|
| 614000 | Faculty-Budget Pool | | $84,000.00 | ($84,000.00) |
| Total Personnel Services | | | **$84,000.00** | **($84,000.00)** |
| 623100 | Staff Benefits-Faculty | | $21,504.00 | ($21,504.00) |
| Total Benefits | | | **$21,504.00** | **($21,504.00)** |
| Net Contribution (use) of Unallocated General: CMH555 | | | **$105,504.00** | **($105,504.00)** |

Report Package: Operating Ledger
report created by: Cats

Dec 4, 2007 3:42:14 PM

# BUDGET REPORT

Organization: 225435
Division of Cancer Preventn & Cntrl

Report Name: Budget Report by Account

Fiscal Year: 2007-08

| ACCOUNT | ACCOUNT_DESC | Revenue Dollars | Expense Dollars | Net Contribution |
|---|---|---|---|---|
| 614000 | Faculty-Budget Pool | | $84,000.00 | ($84,000.00) |
| **Total Personnel Services** | | | **$84,000.00** | **($84,000.00)** |
| 623100 | Staff Benefits-Faculty | | $21,504.00 | ($21,504.00) |
| **Total Benefits** | | | **$21,504.00** | **($21,504.00)** |
| **Net Contribution (use) of Unallocated General: 225435** | | | **$105,504.00** | **($105,504.00)** |

Report Package: Operating Ledger
report created by: Cats

Dec 4, 2007 3:45:09 PM

# BUDGET REPORT

Organization: DER55
Dermatology

Report Name: Budget Report by Account

Fiscal Year: 2007-08

| ACCOUNT | ACCOUNT_DESC | Revenue Dollars | Expense Dollars | Net Contribution |
|---|---|---|---|---|
| 612000 | Classified-Budget Pool | | $34,336.00 | ($34,336.00) |
| 614000 | Faculty-Budget Pool | | $69,009.00 | ($69,009.00) |
| **Total Personnel Services** | | | **$103,345.00** | **($103,345.00)** |
| 622100 | Staff Benefits-Classified/Exmt Hrly | | $15,966.00 | ($15,966.00) |
| 623100 | Staff Benefits-Faculty | | $17,666.00 | ($17,666.00) |
| **Total Benefits** | | | **$33,632.00** | **($33,632.00)** |
| 730000 | Budget Pool-Supplies | | $5,000.00 | ($5,000.00) |
| 740000 | Budget Pool-Travel | | $4,000.00 | ($4,000.00) |
| 774100 | Data Processing Equipmnt Use-Intrnl | | $898.00 | ($898.00) |
| **Total Operation** | | | **$9,898.00** | **($9,898.00)** |
| **Net Contribution (use) of Unallocated General: DER55** | | | **$146,875.00** | **($146,875.00)** |

Report Package: Operating Ledger
report created by: Cats

Dec 4, 2007 3:40:19 PM

# BUDGET REPORT

Organization: DER551
Dermatology

Report Name: Budget Report by Account

Fiscal Year: 2007-08

| ACCOUNT | ACCOUNT_DESC | Revenue Dollars | Expense Dollars | Net Contribution |
|---|---|---|---|---|
| 612000 | Classified-Budget Pool | | $34,336.00 | ($34,336.00) |
| **Total Personnel Services** | | | **$34,336.00** | **($34,336.00)** |
| 622100 | Staff Benefits-Classified/Exmt Hrly | | $15,966.00 | ($15,966.00) |
| **Total Benefits** | | | **$15,966.00** | **($15,966.00)** |
| 730000 | Budget Pool-Supplies | | $5,000.00 | ($5,000.00) |
| 740000 | Budget Pool-Travel | | $4,000.00 | ($4,000.00) |
| 774100 | Data Processing Equipmnt Use-Intrnl | | $678.00 | ($678.00) |
| **Total Operation** | | | **$9,678.00** | **($9,678.00)** |
| **Net Contribution (use) of Unallocated General: DER551** | | | **$59,980.00** | **($59,980.00)** |

Report Package: Operating Ledger
report created by: Cats

Dec 4, 2007 3:42:14 PM

# BUDGET REPORT

Organization: 225315
Medicine-Dermatology Residency Prog

Report Name: Budget Report by Account

Fiscal Year: 2007-08

| ACCOUNT | ACCOUNT_DESC | Revenue Dollars | Expense Dollars | Net Contribution |
|---|---|---|---|---|
| 612000 | Classified-Budget Pool | | $34,336.00 | ($34,336.00) |
| **Total Personnel Services** | | | **$34,336.00** | **($34,336.00)** |
| 622100 | Staff Benefits-Classified/Exmt Hrly | | $15,966.00 | ($15,966.00) |
| **Total Benefits** | | | **$15,966.00** | **($15,966.00)** |
| 730000 | Budget Pool-Supplies | | $5,000.00 | ($5,000.00) |
| 740000 | Budget Pool-Travel | | $4,000.00 | ($4,000.00) |
| 774100 | Data Processing Equipmnt Use-Intrnl | | $678.00 | ($678.00) |
| **Total Operation** | | | **$9,678.00** | **($9,678.00)** |
| **Net Contribution (use) of Unallocated General: 225315** | | | **$59,980.00** | **($59,980.00)** |

Report Package: Operating Ledger
report created by: Cats

Dec 4, 2007 3:45:09 PM

# BUDGET REPORT

Organization: DER552

Report Name: Budget Report by Account

## Faculty Agreements - Dermatology

Fiscal Year: 2007-08

| ACCOUNT | ACCOUNT_DESC | Revenue Dollars | Expense Dollars | Net Contribution |
|---|---|---|---|---|
| 614000 | Faculty-Budget Pool | | $69,009.00 | ($69,009.00) |
| **Total Personnel Services** | | | **$69,009.00** | **($69,009.00)** |
| 623100 | Staff Benefits-Faculty | | $17,666.00 | ($17,666.00) |
| **Total Benefits** | | | **$17,666.00** | **($17,666.00)** |
| 774100 | Data Processing Equipmnt Use-Intrnl | | $220.00 | ($220.00) |
| **Total Operation** | | | **$220.00** | **($220.00)** |
| **Net Contribution (use) of Unallocated General: DER552** | | | **$86,895.00** | **($86,895.00)** |

Report Package: Operating Ledger

report created by: Cats

Dec 4, 2007 3:42:14 PM

# BUDGET REPORT

Organization: 225337

Report Name: Budget Report by Account

Faculty Agreement-Trevino Julian

Fiscal Year: 2007-08

| ACCOUNT | ACCOUNT_DESC | Revenue Dollars | Expense Dollars | Net Contribution |
|---|---|---|---|---|
| 614000 | Faculty-Budget Pool | | $69,009.00 | ($69,009.00) |
| **Total Personnel Services** | | | **$69,009.00** | **($69,009.00)** |
| 623100 | Staff Benefits-Faculty | | $17,666.00 | ($17,666.00) |
| **Total Benefits** | | | **$17,666.00** | **($17,666.00)** |
| 774100 | Data Processing Equipmnt Use-Intrnl | | $220.00 | ($220.00) |
| **Total Operation** | | | **$220.00** | **($220.00)** |
| **Net Contribution (use) of Unallocated General: 225337** | | | **$86,895.00** | **($86,895.00)** |

Report Package: Operating Ledger

report created by: Cats

Dec 4, 2007 3:45:09 PM

# BUDGET REPORT

Organization: DTM55
Development-SOM

Report Name: Budget Report by Account

Fiscal Year: 2007-08

| ACCOUNT | ACCOUNT_DESC | Revenue Dollars | Expense Dollars | Net Contribution |
|---|---|---|---|---|
| 777000 | Budget Pool-Other Miscellaneous | | $1,853,556.00 | ($1,853,556.00) |
| Total Operation | | | **$1,853,556.00** | **($1,853,556.00)** |
| Net Contribution (use) of Unallocated General: DTM55 | | | **$1,853,556.00** | **($1,853,556.00)** |

Report Package: Operating Ledger
report created by: Cats

Dec 4, 2007 3:40:19 PM

# BUDGET REPORT

Organization: DTM555
Development-SOM

Report Name: Budget Report by Account

Fiscal Year: 2007-08

| ACCOUNT | ACCOUNT_DESC | Revenue Dollars | Expense Dollars | Net Contribution |
|---|---|---|---|---|
| 777000 | Budget Pool-Other Miscellaneous | | $1,853,556.00 | ($1,853,556.00) |
| Total Operation | | | **$1,853,556.00** | **($1,853,556.00)** |
| Net Contribution (use) of Unallocated General: DTM555 | | | **$1,853,556.00** | **($1,853,556.00)** |

Report Package: Operating Ledger
report created by: Cats

Dec 4, 2007 3:42:14 PM

# BUDGET REPORT

Organization: 223233
Development-School of Medicine

Report Name: Budget Report by Account

Fiscal Year: 2007-08

| ACCOUNT | ACCOUNT_DESC | Revenue Dollars | Expense Dollars | Net Contribution |
|---|---|---|---|---|
| 777000 | Budget Pool-Other Miscellaneous | | $1,853,556.00 | ($1,853,556.00) |
| Total Operation | | | **$1,853,556.00** | **($1,853,556.00)** |
| Net Contribution (use) of Unallocated General: 223233 | | | **$1,853,556.00** | **($1,853,556.00)** |

Report Package: Operating Ledger
report created by: Cats

Dec 4, 2007 3:45:09 PM

# BUDGET REPORT

Organization: EMM55
Emergency Medicine

Report Name: Budget Report by Account

Fiscal Year: 2007-08

| ACCOUNT | ACCOUNT_DESC | Revenue Dollars | Expense Dollars | Net Contribution |
|---|---|---|---|---|
| 611100 | Unclassified-Contract | | $100,884.00 | ($100,884.00) |
| 612000 | Classified-Budget Pool | | $108,287.00 | ($108,287.00) |
| 614000 | Faculty-Budget Pool | | $380,979.00 | ($380,979.00) |
| **Total Personnel Services** | | | **$590,150.00** | **($590,150.00)** |
| 621100 | Staff Benefits-Unclassified | | $38,739.00 | ($38,739.00) |
| 622100 | Staff Benefits-Classified/Exmt Hrly | | $50,353.00 | ($50,353.00) |
| 623100 | Staff Benefits-Faculty | | $97,531.00 | ($97,531.00) |
| **Total Benefits** | | | **$186,623.00** | **($186,623.00)** |
| 730000 | Budget Pool-Supplies | | $6,000.00 | ($6,000.00) |
| 740000 | Budget Pool-Travel | | $15,000.00 | ($15,000.00) |
| 750000 | Budget Pool-Info & Communications | | $8,000.00 | ($8,000.00) |
| 760000 | Budget Pool-Maintenance & Repair | | $85,279.00 | ($85,279.00) |
| 774100 | Data Processing Equipmnt Use-Intrnl | | $4,114.00 | ($4,114.00) |
| **Total Operation** | | | **$118,393.00** | **($118,393.00)** |
| **Net Contribution (use) of Unallocated General: EMM55** | | | **$895,166.00** | **($895,166.00)** |

Report Package: Operating Ledger
report created by: Cats

Dec 4, 2007 3:40:19 PM

WRIGHT STATE UNIVERSITY

# BUDGET REPORT

Organization: EMM551
Emergency Medicine

Report Name: Budget Report by Account

Fiscal Year: 2007-08

| ACCOUNT | ACCOUNT_DESC | Revenue Dollars | Expense Dollars | Net Contribution |
|---|---|---|---|---|
| 611100 | Unclassified-Contract | | $100,884.00 | ($100,884.00) |
| 612000 | Classified-Budget Pool | | $108,287.00 | ($108,287.00) |
| **Total Personnel Services** | | | **$209,171.00** | **($209,171.00)** |
| 621100 | Staff Benefits-Unclassified | | $38,739.00 | ($38,739.00) |
| 622100 | Staff Benefits-Classified/Exmt Hrly | | $50,353.00 | ($50,353.00) |
| **Total Benefits** | | | **$89,092.00** | **($89,092.00)** |
| 730000 | Budget Pool-Supplies | | $6,000.00 | ($6,000.00) |
| 740000 | Budget Pool-Travel | | $15,000.00 | ($15,000.00) |
| 750000 | Budget Pool-Info & Communications | | $8,000.00 | ($8,000.00) |
| 774100 | Data Processing Equipmnt Use-Intrnl | | $2,797.00 | ($2,797.00) |
| **Total Operation** | | | **$31,797.00** | **($31,797.00)** |
| **Net Contribution (use) of Unallocated General: EMM551** | | | **$330,060.00** | **($330,060.00)** |

Report Package: Operating Ledger
report created by: Cats

Dec 4, 2007 3:42:14 PM

# BUDGET REPORT

Organization: 221690

R/E Advanced Cardiac Life Support

Report Name: Budget Report by Account

Fiscal Year: 2007-08

| ACCOUNT | ACCOUNT_DESC | Revenue Dollars | Expense Dollars | Net Contribution |
|---|---|---|---|---|
| 774100 | Data Processing Equipmnt Use-Intrnl | | $763.00 | ($763.00) |
| Total Operation | | | **$763.00** | **($763.00)** |
| Net Contribution (use) of Unallocated General: 221690 | | | **$763.00** | **($763.00)** |

Report Package: Operating Ledger

report created by: Cats

Dec 4, 2007 3:45:09 PM

# BUDGET REPORT

Report Name: Budget Report by Account

Organization: 225100
Emergency Medicine

Fiscal Year: 2007-08

| ACCOUNT | ACCOUNT_DESC | Revenue Dollars | Expense Dollars | Net Contribution |
|---|---|---|---|---|
| 611100 | Unclassified-Contract | | $100,884.00 | ($100,884.00) |
| 612000 | Classified-Budget Pool | | $108,287.00 | ($108,287.00) |
| **Total Personnel Services** | | | **$209,171.00** | **($209,171.00)** |
| 621100 | Staff Benefits-Unclassified | | $38,739.00 | ($38,739.00) |
| 622100 | Staff Benefits-Classified/Exmt Hrly | | $50,353.00 | ($50,353.00) |
| **Total Benefits** | | | **$89,092.00** | **($89,092.00)** |
| 730000 | Budget Pool-Supplies | | $6,000.00 | ($6,000.00) |
| 740000 | Budget Pool-Travel | | $15,000.00 | ($15,000.00) |
| 750000 | Budget Pool-Info & Communications | | $8,000.00 | ($8,000.00) |
| 774100 | Data Processing Equipmnt Use-Intrnl | | $2,034.00 | ($2,034.00) |
| **Total Operation** | | | **$31,034.00** | **($31,034.00)** |
| **Net Contribution (use) of Unallocated General: 225100** | | | **$329,297.00** | **($329,297.00)** |

Report Package: Operating Ledger
report created by: Cats

Dec 4, 2007 3:45:09 PM

# BUDGET REPORT

Organization: EMM552

Report Name: Budget Report by Account

Faculty Agreements-Emergency Med

Fiscal Year: 2007-08

| ACCOUNT | ACCOUNT_DESC | Revenue Dollars | Expense Dollars | Net Contribution |
|---|---|---|---|---|
| 614000 | Faculty-Budget Pool | | $380,979.00 | ($380,979.00) |
| **Total Personnel Services** | | | **$380,979.00** | **($380,979.00)** |
| 623100 | Staff Benefits-Faculty | | $97,531.00 | ($97,531.00) |
| **Total Benefits** | | | **$97,531.00** | **($97,531.00)** |
| 774100 | Data Processing Equipmnt Use-Intrnl | | $978.00 | ($978.00) |
| **Total Operation** | | | **$978.00** | **($978.00)** |
| **Net Contribution (use) of Unallocated General: EMM552** | | | **$479,488.00** | **($479,488.00)** |

Report Package: Operating Ledger

report created by: Cats

Dec 4, 2007 3:42:14 PM

# BUDGET REPORT

Organization: 225122
Faculty Agreement-Brown

Report Name: Budget Report by Account

Fiscal Year: 2007-08

| ACCOUNT | ACCOUNT_DESC | Revenue Dollars | Expense Dollars | Net Contribution |
|---|---|---|---|---|
| 614000 | Faculty-Budget Pool | | $72,472.00 | ($72,472.00) |
| **Total Personnel Services** | | | **$72,472.00** | **($72,472.00)** |
| 623100 | Staff Benefits-Faculty | | $18,553.00 | ($18,553.00) |
| **Total Benefits** | | | **$18,553.00** | **($18,553.00)** |
| 774100 | Data Processing Equipmnt Use-Intrnl | | $170.00 | ($170.00) |
| **Total Operation** | | | **$170.00** | **($170.00)** |
| **Net Contribution (use) of Unallocated General: 225122** | | | **$91,195.00** | **($91,195.00)** |

Report Package: Operating Ledger
report created by: Cats

Dec 4, 2007 3:45:09 PM

# BUDGET REPORT

Organization: 225123
Faculty Agreement-Gebhart

Report Name: Budget Report by Account

Fiscal Year: 2007-08

| ACCOUNT | ACCOUNT_DESC | Revenue Dollars | Expense Dollars | Net Contribution |
|---|---|---|---|---|
| 614000 | Faculty-Budget Pool | | $73,941.00 | ($73,941.00) |
| **Total Personnel Services** | | | **$73,941.00** | **($73,941.00)** |
| 623100 | Staff Benefits-Faculty | | $18,929.00 | ($18,929.00) |
| **Total Benefits** | | | **$18,929.00** | **($18,929.00)** |
| 774100 | Data Processing Equipmnt Use-Intrnl | | $170.00 | ($170.00) |
| **Total Operation** | | | **$170.00** | **($170.00)** |
| **Net Contribution (use) of Unallocated General: 225123** | | | **$93,040.00** | **($93,040.00)** |

Report Package: Operating Ledger
report created by: Cats

Dec 4, 2007 3:45:09 PM

# BUDGET REPORT

Organization: 225125
Faculty Agreement-Singer

Report Name: Budget Report by Account

Fiscal Year: 2007-08

| ACCOUNT | ACCOUNT_DESC | Revenue Dollars | Expense Dollars | Net Contribution |
|---|---|---|---|---|
| 614000 | Faculty-Budget Pool | | $52,247.00 | ($52,247.00) |
| **Total Personnel Services** | | | **$52,247.00** | **($52,247.00)** |
| 623100 | Staff Benefits-Faculty | | $13,375.00 | ($13,375.00) |
| **Total Benefits** | | | **$13,375.00** | **($13,375.00)** |
| 774100 | Data Processing Equipmnt Use-Intrnl | | $129.00 | ($129.00) |
| **Total Operation** | | | **$129.00** | **($129.00)** |
| **Net Contribution (use) of Unallocated General: 225125** | | | **$65,751.00** | **($65,751.00)** |

Report Package: Operating Ledger
report created by: Cats

Dec 4, 2007 3:45:09 PM

# BUDGET REPORT

Organization: 225127
Faculty Agreement-Olson

Report Name: Budget Report by Account

Fiscal Year: 2007-08

| ACCOUNT | ACCOUNT_DESC | Revenue Dollars | Expense Dollars | Net Contribution |
|---|---|---|---|---|
| 614000 | Faculty-Budget Pool | | $105,256.00 | ($105,256.00) |
| **Total Personnel Services** | | | **$105,256.00** | **($105,256.00)** |
| 623100 | Staff Benefits-Faculty | | $26,946.00 | ($26,946.00) |
| **Total Benefits** | | | **$26,946.00** | **($26,946.00)** |
| 774100 | Data Processing Equipmnt Use-Intrnl | | $339.00 | ($339.00) |
| **Total Operation** | | | **$339.00** | **($339.00)** |
| **Net Contribution (use) of Unallocated General: 225127** | | | **$132,541.00** | **($132,541.00)** |

Report Package: Operating Ledger
report created by: Cats

Dec 4, 2007 3:45:09 PM

# BUDGET REPORT

Organization: 225128

Faculty Agreement - TenEyck

Report Name: Budget Report by Account

Fiscal Year: 2007-08

| ACCOUNT | ACCOUNT_DESC | Revenue Dollars | Expense Dollars | Net Contribution |
|---|---|---|---|---|
| 614000 | Faculty-Budget Pool | | $77,063.00 | ($77,063.00) |
| **Total Personnel Services** | | | **$77,063.00** | **($77,063.00)** |
| 623100 | Staff Benefits-Faculty | | $19,728.00 | ($19,728.00) |
| **Total Benefits** | | | **$19,728.00** | **($19,728.00)** |
| 774100 | Data Processing Equipmnt Use-Intrnl | | $170.00 | ($170.00) |
| **Total Operation** | | | **$170.00** | **($170.00)** |
| **Net Contribution (use) of Unallocated General: 225128** | | | **$96,961.00** | **($96,961.00)** |

Report Package: Operating Ledger

report created by: Cats

Dec 4, 2007 3:45:09 PM

# BUDGET REPORT

Organization: EMM553

Report Name: Budget Report by Account

Research Incentive Funds-Emergy Med

Fiscal Year: 2007-08

| ACCOUNT | ACCOUNT_DESC | Revenue Dollars | Expense Dollars | Net Contribution |
|---|---|---|---|---|
| 760000 | Budget Pool-Maintenance & Repair | | $85,279.00 | ($85,279.00) |
| 774100 | Data Processing Equipmnt Use-Intrnl | | $339.00 | ($339.00) |
| Total Operation | | | **$85,618.00** | **($85,618.00)** |
| Net Contribution (use) of Unallocated General: EMM553 | | | **$85,618.00** | **($85,618.00)** |

Report Package: Operating Ledger

report created by: Cats

Dec 4, 2007 3:42:14 PM

# BUDGET REPORT

Organization: 225101
Emergency Medicine Development

Report Name: Budget Report by Account

Fiscal Year: 2007-08

| ACCOUNT | ACCOUNT_DESC | Revenue Dollars | Expense Dollars | Net Contribution |
|---|---|---|---|---|
| 774100 | Data Processing Equipmnt Use-Intrnl | | $339.00 | ($339.00) |
| Total Operation | | | **$339.00** | **($339.00)** |
| Net Contribution (use) of Unallocated General: 225101 | | | **$339.00** | **($339.00)** |

Report Package: Operating Ledger
report created by: Cats

Dec 4, 2007 3:45:09 PM

# BUDGET REPORT

Organization: 225102
Help Center Development

Report Name: Budget Report by Account

Fiscal Year: 2007-08

| ACCOUNT | ACCOUNT_DESC | Revenue Dollars | Expense Dollars | Net Contribution |
|---|---|---|---|---|
| 760000 | Budget Pool-Maintenance & Repair | | $85,279.00 | ($85,279.00) |
| Total Operation | | | **$85,279.00** | **($85,279.00)** |
| Net Contribution (use) of Unallocated General: 225102 | | | **$85,279.00** | **($85,279.00)** |

Report Package: Operating Ledger
report created by: Cats

Dec 4, 2007 3:45:09 PM

# BUDGET REPORT

Organization: FAM55
Faculty Affairs-SOM

Report Name: Budget Report by Account

Fiscal Year: 2007-08

| ACCOUNT | ACCOUNT_DESC | Revenue Dollars | Expense Dollars | Net Contribution |
|---|---|---|---|---|
| 611100 | Unclassified-Contract | | $165,677.00 | ($165,677.00) |
| 612000 | Classified-Budget Pool | | $54,597.00 | ($54,597.00) |
| 614000 | Faculty-Budget Pool | | $388,562.00 | ($388,562.00) |
| Total Personnel Services | | | **$608,836.00** | **($608,836.00)** |
| 621100 | Staff Benefits-Unclassified | | $63,620.00 | ($63,620.00) |
| 622100 | Staff Benefits-Classified/Exmt Hrly | | $25,388.00 | ($25,388.00) |
| 623100 | Staff Benefits-Faculty | | $99,472.00 | ($99,472.00) |
| Total Benefits | | | **$188,480.00** | **($188,480.00)** |
| 730000 | Budget Pool-Supplies | | $6,500.00 | ($6,500.00) |
| 740000 | Budget Pool-Travel | | $1,000.00 | ($1,000.00) |
| 750000 | Budget Pool-Info & Communications | | $53,000.00 | ($53,000.00) |
| 760000 | Budget Pool-Maintenance & Repair | | $2,000.00 | ($2,000.00) |
| 773000 | Budget Pool-Scholarships&Fellowshps | | $42,000.00 | ($42,000.00) |
| 774100 | Data Processing Equipmnt Use-Intrnl | | $36,366.00 | ($36,366.00) |
| Total Operation | | | **$140,866.00** | **($140,866.00)** |
| Net Contribution (use) of Unallocated General: FAM55 | | | **$938,182.00** | **($938,182.00)** |

Report Package: Operating Ledger
report created by: Cats

Dec 4, 2007 3:40:19 PM

# BUDGET REPORT

Organization: FAM551
Faculty Affairs-SOM

Report Name: Budget Report by Account

Fiscal Year: 2007-08

| ACCOUNT | ACCOUNT_DESC | Revenue Dollars | Expense Dollars | Net Contribution |
|---|---|---|---|---|
| 611100 | Unclassified-Contract | | $165,677.00 | ($165,677.00) |
| 612000 | Classified-Budget Pool | | $54,597.00 | ($54,597.00) |
| 614000 | Faculty-Budget Pool | | $377,902.00 | ($377,902.00) |
| Total Personnel Services | | | **$598,176.00** | **($598,176.00)** |
| 621100 | Staff Benefits-Unclassified | | $63,620.00 | ($63,620.00) |
| 622100 | Staff Benefits-Classified/Exmt Hrly | | $25,388.00 | ($25,388.00) |
| 623100 | Staff Benefits-Faculty | | $96,743.00 | ($96,743.00) |
| Total Benefits | | | **$185,751.00** | **($185,751.00)** |
| 730000 | Budget Pool-Supplies | | $6,500.00 | ($6,500.00) |
| 740000 | Budget Pool-Travel | | $1,000.00 | ($1,000.00) |
| 750000 | Budget Pool-Info & Communications | | $53,000.00 | ($53,000.00) |
| 760000 | Budget Pool-Maintenance & Repair | | $2,000.00 | ($2,000.00) |
| 773000 | Budget Pool-Scholarships&Fellowshps | | $42,000.00 | ($42,000.00) |
| 774100 | Data Processing Equipmnt Use-Intrnl | | $36,366.00 | ($36,366.00) |
| Total Operation | | | **$140,866.00** | **($140,866.00)** |
| Net Contribution (use) of Unallocated General: FAM551 | | | **$924,793.00** | **($924,793.00)** |

Report Package: Operating Ledger
report created by: Cats

Dec 4, 2007 3:42:14 PM

# BUDGET REPORT

Organization: 223202
Office of Faculty & Clinical Affrs

Report Name: Budget Report by Account

Fiscal Year: 2007-08

| ACCOUNT | ACCOUNT_DESC | Revenue Dollars | Expense Dollars | Net Contribution |
|---|---|---|---|---|
| 611100 | Unclassified-Contract | | $165,677.00 | ($165,677.00) |
| 612000 | Classified-Budget Pool | | $54,597.00 | ($54,597.00) |
| 614000 | Faculty-Budget Pool | | $377,902.00 | ($377,902.00) |
| **Total Personnel Services** | | | **$598,176.00** | **($598,176.00)** |
| 621100 | Staff Benefits-Unclassified | | $63,620.00 | ($63,620.00) |
| 622100 | Staff Benefits-Classified/Exmt Hrly | | $25,388.00 | ($25,388.00) |
| 623100 | Staff Benefits-Faculty | | $96,743.00 | ($96,743.00) |
| **Total Benefits** | | | **$185,751.00** | **($185,751.00)** |
| 730000 | Budget Pool-Supplies | | $6,500.00 | ($6,500.00) |
| 740000 | Budget Pool-Travel | | $1,000.00 | ($1,000.00) |
| 750000 | Budget Pool-Info & Communications | | $53,000.00 | ($53,000.00) |
| 760000 | Budget Pool-Maintenance & Repair | | $2,000.00 | ($2,000.00) |
| 774100 | Data Processing Equipmnt Use-Intrnl | | $36,366.00 | ($36,366.00) |
| **Total Operation** | | | **$98,866.00** | **($98,866.00)** |
| **Net Contribution (use) of Unallocated General: 223202** | | | **$882,793.00** | **($882,793.00)** |

Report Package: Operating Ledger
report created by: Cats

Dec 4, 2007 3:45:09 PM

# BUDGET REPORT

Organization: 223203
R/E Institutional Faculty Fee Rem

Report Name: Budget Report by Account

Fiscal Year: 2007-08

| ACCOUNT | ACCOUNT_DESC | Revenue Dollars | Expense Dollars | Net Contribution |
|---|---|---|---|---|
| 773000 | Budget Pool-Scholarships&Fellowshps | | $42,000.00 | ($42,000.00) |
| Total Operation | | | **$42,000.00** | **($42,000.00)** |
| Net Contribution (use) of Unallocated General: 223203 | | | **$42,000.00** | **($42,000.00)** |

Report Package: Operating Ledger
report created by: Cats

Dec 4, 2007 3:45:09 PM

# BUDGET REPORT

Organization: FAM552
Continuing Medical Education Prog

Report Name: Budget Report by Account

Fiscal Year: 2007-08

| ACCOUNT | ACCOUNT_DESC | Revenue Dollars | Expense Dollars | Net Contribution |
|---|---|---|---|---|
| 614000 | Faculty-Budget Pool | | $10,660.00 | ($10,660.00) |
| **Total Personnel Services** | | | **$10,660.00** | **($10,660.00)** |
| 623100 | Staff Benefits-Faculty | | $2,729.00 | ($2,729.00) |
| **Total Benefits** | | | **$2,729.00** | **($2,729.00)** |
| **Net Contribution (use) of Unallocated General: FAM552** | | | **$13,389.00** | **($13,389.00)** |

Report Package: Operating Ledger
report created by: Cats

Dec 4, 2007 3:42:14 PM

# BUDGET REPORT

Organization: 221000

R/E Med Ed-Educ-Drug Co Fds

Report Name: Budget Report by Account

Fiscal Year: 2007-08

| ACCOUNT | ACCOUNT_DESC | Revenue Dollars | Expense Dollars | Net Contribution |
|---|---|---|---|---|
| 614000 | Faculty-Budget Pool | | $10,660.00 | ($10,660.00) |
| **Total Personnel Services** | | | **$10,660.00** | **($10,660.00)** |
| 623100 | Staff Benefits-Faculty | | $2,729.00 | ($2,729.00) |
| **Total Benefits** | | | **$2,729.00** | **($2,729.00)** |
| **Net Contribution (use) of Unallocated General: 221000** | | | **$13,389.00** | **($13,389.00)** |

Report Package: Operating Ledger

report created by: Cats

Dec 4, 2007 3:45:09 PM

# BUDGET REPORT

Organization: FHL55
Fordham Health Science Library

Report Name: Budget Report by Account

Fiscal Year: 2007-08

| ACCOUNT | ACCOUNT_DESC | Revenue Dollars | Expense Dollars | Net Contribution |
|---|---|---|---|---|
| 879000 | Library Cost Allocation-Debit | | $1,202,914.00 | ($1,202,914.00) |
| Total Transfers | | | **$1,202,914.00** | **($1,202,914.00)** |
| Net Contribution (use) of Unallocated General: FHL55 | | | **$1,202,914.00** | **($1,202,914.00)** |

Report Package: Operating Ledger
report created by: Cats

Dec 4, 2007 3:40:19 PM

# BUDGET REPORT

Organization: FHL555
Fordham Health Science Library

Report Name: Budget Report by Account

Fiscal Year: 2007-08

| ACCOUNT | ACCOUNT_DESC | Revenue Dollars | Expense Dollars | Net Contribution |
|---|---|---|---|---|
| 879000 | Library Cost Allocation-Debit | | $1,202,914.00 | ($1,202,914.00) |
| Total Transfers | | | **$1,202,914.00** | **($1,202,914.00)** |
| Net Contribution (use) of Unallocated General: FHL555 | | | **$1,202,914.00** | **($1,202,914.00)** |

Report Package: Operating Ledger
report created by: Cats

Dec 4, 2007 3:42:14 PM

# BUDGET REPORT

Organization: 223950
Dunbar Library Allocation

Report Name: Budget Report by Account

Fiscal Year: 2007-08

| ACCOUNT | ACCOUNT_DESC | Revenue Dollars | Expense Dollars | Net Contribution |
|---|---|---|---|---|
| 879000 | Library Cost Allocation-Debit | | $1,202,914.00 | ($1,202,914.00) |
| Total Transfers | | | **$1,202,914.00** | **($1,202,914.00)** |
| Net Contribution (use) of Unallocated General: 223950 | | | **$1,202,914.00** | **($1,202,914.00)** |

Report Package: Operating Ledger
report created by: Cats

Dec 4, 2007 3:45:09 PM

# BUDGET REPORT

Organization: FPR55
Family Medicine

Report Name: Budget Report by Account

Fiscal Year: 2007-08

| ACCOUNT | ACCOUNT_DESC | Revenue Dollars | Expense Dollars | Net Contribution |
|---|---|---|---|---|
| 611100 | Unclassified-Contract | | $100,493.00 | ($100,493.00) |
| 612000 | Classified-Budget Pool | | $45,433.00 | ($45,433.00) |
| 612200 | NonExempt Unclassified Hourly | | $47,311.00 | ($47,311.00) |
| 614000 | Faculty-Budget Pool | | $1,419,876.00 | ($1,419,876.00) |
| **Total Personnel Services** | | | **$1,613,113.00** | **($1,613,113.00)** |
| 621100 | Staff Benefits-Unclassified | | $56,757.00 | ($56,757.00) |
| 622100 | Staff Benefits-Classified/Exmt Hrly | | $21,126.00 | ($21,126.00) |
| 623100 | Staff Benefits-Faculty | | $363,487.00 | ($363,487.00) |
| **Total Benefits** | | | **$441,370.00** | **($441,370.00)** |
| 717000 | Budget Pool-Contracted Services | | $15,000.00 | ($15,000.00) |
| 730000 | Budget Pool-Supplies | | $6,000.00 | ($6,000.00) |
| 740000 | Budget Pool-Travel | | $15,000.00 | ($15,000.00) |
| 750000 | Budget Pool-Info & Communications | | $14,000.00 | ($14,000.00) |
| 774100 | Data Processing Equipmnt Use-Intrnl | | $4,989.00 | ($4,989.00) |
| **Total Operation** | | | **$54,989.00** | **($54,989.00)** |
| **Net Contribution (use) of Unallocated General: FPR55** | | | **$2,109,472.00** | **($2,109,472.00)** |

Report Package: Operating Ledger
report created by: Cats

Dec 4, 2007 3:40:19 PM

# BUDGET REPORT

Organization: FPR551
Family Medicine

Report Name: Budget Report by Account

Fiscal Year: 2007-08

| ACCOUNT | ACCOUNT_DESC | Revenue Dollars | Expense Dollars | Net Contribution |
|---|---|---|---|---|
| 611100 | Unclassified-Contract | | $100,493.00 | ($100,493.00) |
| 612000 | Classified-Budget Pool | | $45,433.00 | ($45,433.00) |
| 612200 | NonExempt Unclassified Hourly | | $47,311.00 | ($47,311.00) |
| **Total Personnel Services** | | | **$193,237.00** | **($193,237.00)** |
| 621100 | Staff Benefits-Unclassified | | $56,757.00 | ($56,757.00) |
| 622100 | Staff Benefits-Classified/Exmt Hrly | | $21,126.00 | ($21,126.00) |
| **Total Benefits** | | | **$77,883.00** | **($77,883.00)** |
| 717000 | Budget Pool-Contracted Services | | $15,000.00 | ($15,000.00) |
| 730000 | Budget Pool-Supplies | | $6,000.00 | ($6,000.00) |
| 740000 | Budget Pool-Travel | | $15,000.00 | ($15,000.00) |
| 750000 | Budget Pool-Info & Communications | | $14,000.00 | ($14,000.00) |
| 774100 | Data Processing Equipmnt Use-Intrnl | | $1,356.00 | ($1,356.00) |
| **Total Operation** | | | **$51,356.00** | **($51,356.00)** |
| **Net Contribution (use) of Unallocated General: FPR551** | | | **$322,476.00** | **($322,476.00)** |

Report Package: Operating Ledger
report created by: Cats

Dec 4, 2007 3:42:14 PM

# BUDGET REPORT

Organization: 225200
Family Medicine

Report Name: Budget Report by Account

Fiscal Year: 2007-08

| ACCOUNT | ACCOUNT_DESC | Revenue Dollars | Expense Dollars | Net Contribution |
|---|---|---|---|---|
| 611100 | Unclassified-Contract | | $100,493.00 | ($100,493.00) |
| 612000 | Classified-Budget Pool | | $45,433.00 | ($45,433.00) |
| 612200 | NonExempt Unclassified Hourly | | $47,311.00 | ($47,311.00) |
| **Total Personnel Services** | | | **$193,237.00** | **($193,237.00)** |
| 621100 | Staff Benefits-Unclassified | | $56,757.00 | ($56,757.00) |
| 622100 | Staff Benefits-Classified/Exmt Hrly | | $21,126.00 | ($21,126.00) |
| **Total Benefits** | | | **$77,883.00** | **($77,883.00)** |
| 717000 | Budget Pool-Contracted Services | | $15,000.00 | ($15,000.00) |
| 730000 | Budget Pool-Supplies | | $6,000.00 | ($6,000.00) |
| 740000 | Budget Pool-Travel | | $15,000.00 | ($15,000.00) |
| 750000 | Budget Pool-Info & Communications | | $14,000.00 | ($14,000.00) |
| 774100 | Data Processing Equipmnt Use-Intrnl | | $1,356.00 | ($1,356.00) |
| **Total Operation** | | | **$51,356.00** | **($51,356.00)** |
| **Net Contribution (use) of Unallocated General: 225200** | | | **$322,476.00** | **($322,476.00)** |

Report Package: Operating Ledger
report created by: Cats

Dec 4, 2007 3:45:09 PM

# BUDGET REPORT

Organization: FPR552
Faculty Agreements-Family Medicine

Report Name: Budget Report by Account

Fiscal Year: 2007-08

| ACCOUNT | ACCOUNT_DESC | Revenue Dollars | Expense Dollars | Net Contribution |
|---|---|---|---|---|
| 614000 | Faculty-Budget Pool | | $1,419,876.00 | ($1,419,876.00) |
| **Total Personnel Services** | | | **$1,419,876.00** | **($1,419,876.00)** |
| 623100 | Staff Benefits-Faculty | | $363,487.00 | ($363,487.00) |
| **Total Benefits** | | | **$363,487.00** | **($363,487.00)** |
| 774100 | Data Processing Equipmnt Use-Intrnl | | $3,633.00 | ($3,633.00) |
| **Total Operation** | | | **$3,633.00** | **($3,633.00)** |
| **Net Contribution (use) of Unallocated General: FPR552** | | | **$1,786,996.00** | **($1,786,996.00)** |

Report Package: Operating Ledger
report created by: Cats

Dec 4, 2007 3:42:14 PM

# BUDGET REPORT

Organization: 225220
Faculty Agreement-Budzak

Report Name: Budget Report by Account

Fiscal Year: 2007-08

| ACCOUNT | ACCOUNT_DESC | Revenue Dollars | Expense Dollars | Net Contribution |
|---|---|---|---|---|
| 614000 | Faculty-Budget Pool | | $11,194.00 | ($11,194.00) |
| **Total Personnel Services** | | | **$11,194.00** | **($11,194.00)** |
| 623100 | Staff Benefits-Faculty | | $2,866.00 | ($2,866.00) |
| **Total Benefits** | | | **$2,866.00** | **($2,866.00)** |
| 774100 | Data Processing Equipmnt Use-Intrnl | | $186.00 | ($186.00) |
| **Total Operation** | | | **$186.00** | **($186.00)** |
| **Net Contribution (use) of Unallocated General: 225220** | | | **$14,246.00** | **($14,246.00)** |

Report Package: Operating Ledger
report created by: Cats

Dec 4, 2007 3:45:09 PM

# BUDGET REPORT

Organization: 225222
Faculty Agreement-Miller

Report Name: Budget Report by Account

Fiscal Year: 2007-08

| ACCOUNT | ACCOUNT_DESC | Revenue Dollars | Expense Dollars | Net Contribution |
|---|---|---|---|---|
| 614000 | Faculty-Budget Pool | | $111,111.00 | ($111,111.00) |
| **Total Personnel Services** | | | **$111,111.00** | **($111,111.00)** |
| 623100 | Staff Benefits-Faculty | | $28,444.00 | ($28,444.00) |
| **Total Benefits** | | | **$28,444.00** | **($28,444.00)** |
| **Net Contribution (use) of Unallocated General: 225222** | | | **$139,555.00** | **($139,555.00)** |

Report Package: Operating Ledger
report created by: Cats

Dec 4, 2007 3:45:09 PM

# BUDGET REPORT

Organization: 225225
Faculty Agreement-Rafferty

Report Name: Budget Report by Account

Fiscal Year: 2007-08

| ACCOUNT | ACCOUNT_DESC | Revenue Dollars | Expense Dollars | Net Contribution |
|---|---|---|---|---|
| 614000 | Faculty-Budget Pool | | $24,565.00 | ($24,565.00) |
| **Total Personnel Services** | | | **$24,565.00** | **($24,565.00)** |
| 623100 | Staff Benefits-Faculty | | $6,289.00 | ($6,289.00) |
| **Total Benefits** | | | **$6,289.00** | **($6,289.00)** |
| 774100 | Data Processing Equipmnt Use-Intrnl | | $68.00 | ($68.00) |
| **Total Operation** | | | **$68.00** | **($68.00)** |
| **Net Contribution (use) of Unallocated General: 225225** | | | **$30,922.00** | **($30,922.00)** |

Report Package: Operating Ledger
report created by: Cats

Dec 4, 2007 3:45:09 PM

# BUDGET REPORT

Organization: 225226
Faculty Agreement-Skrobot

Report Name: Budget Report by Account

Fiscal Year: 2007-08

| ACCOUNT | ACCOUNT_DESC | Revenue Dollars | Expense Dollars | Net Contribution |
|---|---|---|---|---|
| 614000 | Faculty-Budget Pool | | $91,521.00 | ($91,521.00) |
| **Total Personnel Services** | | | **$91,521.00** | **($91,521.00)** |
| 623100 | Staff Benefits-Faculty | | $23,429.00 | ($23,429.00) |
| **Total Benefits** | | | **$23,429.00** | **($23,429.00)** |
| 774100 | Data Processing Equipmnt Use-Intrnl | | $203.00 | ($203.00) |
| **Total Operation** | | | **$203.00** | **($203.00)** |
| **Net Contribution (use) of Unallocated General: 225226** | | | **$115,153.00** | **($115,153.00)** |

Report Package: Operating Ledger
report created by: Cats

Dec 4, 2007 3:45:09 PM

# BUDGET REPORT

Organization: 225227
Faculty Agreement-Whitecar

Report Name: Budget Report by Account

Fiscal Year: 2007-08

| ACCOUNT | ACCOUNT_DESC | Revenue Dollars | Expense Dollars | Net Contribution |
|---|---|---|---|---|
| 614000 | Faculty-Budget Pool | | $111,513.00 | ($111,513.00) |
| **Total Personnel Services** | | | **$111,513.00** | **($111,513.00)** |
| 623100 | Staff Benefits-Faculty | | $28,547.00 | ($28,547.00) |
| **Total Benefits** | | | **$28,547.00** | **($28,547.00)** |
| 774100 | Data Processing Equipmnt Use-Intrnl | | $41.00 | ($41.00) |
| **Total Operation** | | | **$41.00** | **($41.00)** |
| **Net Contribution (use) of Unallocated General: 225227** | | | **$140,101.00** | **($140,101.00)** |

Report Package: Operating Ledger
report created by: Cats

Dec 4, 2007 3:45:09 PM

# BUDGET REPORT

Organization: 225228
Faculty Agreement-Zyrd

Report Name: Budget Report by Account

Fiscal Year: 2007-08

| ACCOUNT | ACCOUNT_DESC | Revenue Dollars | Expense Dollars | Net Contribution |
|---|---|---|---|---|
| 614000 | Faculty-Budget Pool | | $4,078.00 | ($4,078.00) |
| **Total Personnel Services** | | | **$4,078.00** | **($4,078.00)** |
| 623100 | Staff Benefits-Faculty | | $1,044.00 | ($1,044.00) |
| **Total Benefits** | | | **$1,044.00** | **($1,044.00)** |
| 774100 | Data Processing Equipmnt Use-Intrnl | | $71.00 | ($71.00) |
| **Total Operation** | | | **$71.00** | **($71.00)** |
| **Net Contribution (use) of Unallocated General: 225228** | | | **$5,193.00** | **($5,193.00)** |

Report Package: Operating Ledger
report created by: Cats

Dec 4, 2007 3:45:09 PM

# BUDGET REPORT

Organization: 225229
Faculty Agreement-Bell

Report Name: Budget Report by Account

Fiscal Year: 2007-08

| ACCOUNT | ACCOUNT_DESC | Revenue Dollars | Expense Dollars | Net Contribution |
|---|---|---|---|---|
| 614000 | Faculty-Budget Pool | | $108,954.00 | ($108,954.00) |
| **Total Personnel Services** | | | **$108,954.00** | **($108,954.00)** |
| 623100 | Staff Benefits-Faculty | | $27,892.00 | ($27,892.00) |
| **Total Benefits** | | | **$27,892.00** | **($27,892.00)** |
| 774100 | Data Processing Equipmnt Use-Intrnl | | $271.00 | ($271.00) |
| **Total Operation** | | | **$271.00** | **($271.00)** |
| **Net Contribution (use) of Unallocated General: 225229** | | | **$137,117.00** | **($137,117.00)** |

Report Package: Operating Ledger
report created by: Cats

Dec 4, 2007 3:45:09 PM

# BUDGET REPORT

Organization: 225230
Faculty Agreement-Binder

Report Name: Budget Report by Account

Fiscal Year: 2007-08

| ACCOUNT | ACCOUNT_DESC | Revenue Dollars | Expense Dollars | Net Contribution |
|---|---|---|---|---|
| 614000 | Faculty-Budget Pool | | $151,958.00 | ($151,958.00) |
| **Total Personnel Services** | | | **$151,958.00** | **($151,958.00)** |
| 623100 | Staff Benefits-Faculty | | $38,901.00 | ($38,901.00) |
| **Total Benefits** | | | **$38,901.00** | **($38,901.00)** |
| 774100 | Data Processing Equipmnt Use-Intrnl | | $339.00 | ($339.00) |
| **Total Operation** | | | **$339.00** | **($339.00)** |
| **Net Contribution (use) of Unallocated General: 225230** | | | **$191,198.00** | **($191,198.00)** |

Report Package: Operating Ledger
report created by: Cats

Dec 4, 2007 3:45:09 PM

# BUDGET REPORT

Organization: 225231

Faculty Agreement-Clasen M.

Report Name: Budget Report by Account

Fiscal Year: 2007-08

| ACCOUNT | ACCOUNT_DESC | Revenue Dollars | Expense Dollars | Net Contribution |
|---|---|---|---|---|
| 614000 | Faculty-Budget Pool | | $237,075.00 | ($237,075.00) |
| **Total Personnel Services** | | | **$237,075.00** | **($237,075.00)** |
| 623100 | Staff Benefits-Faculty | | $60,691.00 | ($60,691.00) |
| **Total Benefits** | | | **$60,691.00** | **($60,691.00)** |
| 774100 | Data Processing Equipmnt Use-Intrnl | | $339.00 | ($339.00) |
| **Total Operation** | | | **$339.00** | **($339.00)** |
| **Net Contribution (use) of Unallocated General: 225231** | | | **$298,105.00** | **($298,105.00)** |

Report Package: Operating Ledger

report created by: Cats

Dec 4, 2007 3:45:09 PM

# BUDGET REPORT

Organization: 225232
Faculty Agreement-Donnelly

Report Name: Budget Report by Account

Fiscal Year: 2007-08

| ACCOUNT | ACCOUNT_DESC | Revenue Dollars | Expense Dollars | Net Contribution |
|---|---|---|---|---|
| 614000 | Faculty-Budget Pool | | $99,300.00 | ($99,300.00) |
| **Total Personnel Services** | | | **$99,300.00** | **($99,300.00)** |
| 623100 | Staff Benefits-Faculty | | $25,421.00 | ($25,421.00) |
| **Total Benefits** | | | **$25,421.00** | **($25,421.00)** |
| 774100 | Data Processing Equipmnt Use-Intrnl | | $237.00 | ($237.00) |
| **Total Operation** | | | **$237.00** | **($237.00)** |
| **Net Contribution (use) of Unallocated General: 225232** | | | **$124,958.00** | **($124,958.00)** |

Report Package: Operating Ledger
report created by: Cats

Dec 4, 2007 3:45:09 PM

# BUDGET REPORT

Organization: 225233
Faculty Agreement-Little D.

Report Name: Budget Report by Account

Fiscal Year: 2007-08

| ACCOUNT | ACCOUNT_DESC | Revenue Dollars | Expense Dollars | Net Contribution |
|---|---|---|---|---|
| 614000 | Faculty-Budget Pool | | $121,168.00 | ($121,168.00) |
| **Total Personnel Services** | | | **$121,168.00** | **($121,168.00)** |
| 623100 | Staff Benefits-Faculty | | $31,019.00 | ($31,019.00) |
| **Total Benefits** | | | **$31,019.00** | **($31,019.00)** |
| 774100 | Data Processing Equipmnt Use-Intrnl | | $339.00 | ($339.00) |
| **Total Operation** | | | **$339.00** | **($339.00)** |
| **Net Contribution (use) of Unallocated General: 225233** | | | **$152,526.00** | **($152,526.00)** |

Report Package: Operating Ledger
report created by: Cats

Dec 4, 2007 3:45:09 PM

# BUDGET REPORT

Organization: 225234
Faculty Agreement-Olsen

Report Name: Budget Report by Account

Fiscal Year: 2007-08

| ACCOUNT | ACCOUNT_DESC | Revenue Dollars | Expense Dollars | Net Contribution |
|---|---|---|---|---|
| 614000 | Faculty-Budget Pool | | $156,895.00 | ($156,895.00) |
| **Total Personnel Services** | | | **$156,895.00** | **($156,895.00)** |
| 623100 | Staff Benefits-Faculty | | $40,165.00 | ($40,165.00) |
| **Total Benefits** | | | **$40,165.00** | **($40,165.00)** |
| 774100 | Data Processing Equipmnt Use-Intrnl | | $339.00 | ($339.00) |
| **Total Operation** | | | **$339.00** | **($339.00)** |
| **Net Contribution (use) of Unallocated General: 225234** | | | **$197,399.00** | **($197,399.00)** |

Report Package: Operating Ledger
report created by: Cats

Dec 4, 2007 3:45:09 PM

# BUDGET REPORT

Organization: 225235
Faculty Agreement-Wahlbroehl

Report Name: Budget Report by Account

Fiscal Year: 2007-08

| ACCOUNT | ACCOUNT_DESC | Revenue Dollars | Expense Dollars | Net Contribution |
|---|---|---|---|---|
| 614000 | Faculty-Budget Pool | | $167,902.00 | ($167,902.00) |
| **Total Personnel Services** | | | **$167,902.00** | **($167,902.00)** |
| 623100 | Staff Benefits-Faculty | | $42,983.00 | ($42,983.00) |
| **Total Benefits** | | | **$42,983.00** | **($42,983.00)** |
| 774100 | Data Processing Equipmnt Use-Intrnl | | $339.00 | ($339.00) |
| **Total Operation** | | | **$339.00** | **($339.00)** |
| **Net Contribution (use) of Unallocated General: 225235** | | | **$211,224.00** | **($211,224.00)** |

Report Package: Operating Ledger
report created by: Cats

Dec 4, 2007 3:45:09 PM

# BUDGET REPORT

Organization: 225236
Faculty Agreement-Blackburn

Report Name: Budget Report by Account

Fiscal Year: 2007-08

| ACCOUNT | ACCOUNT_DESC | Revenue Dollars | Expense Dollars | Net Contribution |
|---|---|---|---|---|
| 774100 | Data Processing Equipmnt Use-Intrnl | | $339.00 | ($339.00) |
| Total Operation | | | **$339.00** | **($339.00)** |
| Net Contribution (use) of Unallocated General: 225236 | | | **$339.00** | **($339.00)** |

Report Package: Operating Ledger
report created by: Cats

Dec 4, 2007 3:45:09 PM

# BUDGET REPORT

Organization: 225237
Faculty Agreement-Tindall

Report Name: Budget Report by Account

Fiscal Year: 2007-08

| ACCOUNT | ACCOUNT_DESC | Revenue Dollars | Expense Dollars | Net Contribution |
|---|---|---|---|---|
| 774100 | Data Processing Equipmnt Use-Intrnl | | $339.00 | ($339.00) |
| Total Operation | | | **$339.00** | **($339.00)** |
| Net Contribution (use) of Unallocated General: 225237 | | | **$339.00** | **($339.00)** |

Report Package: Operating Ledger
report created by: Cats

Dec 4, 2007 3:45:09 PM

# BUDGET REPORT

Organization: 225238
Faculty Agreement-Painter

Report Name: Budget Report by Account

Fiscal Year: 2007-08

| ACCOUNT | ACCOUNT_DESC | Revenue Dollars | Expense Dollars | Net Contribution |
|---|---|---|---|---|
| 614000 | Faculty-Budget Pool | | $22,642.00 | ($22,642.00) |
| **Total Personnel Services** | | | **$22,642.00** | **($22,642.00)** |
| 623100 | Staff Benefits-Faculty | | $5,796.00 | ($5,796.00) |
| **Total Benefits** | | | **$5,796.00** | **($5,796.00)** |
| 774100 | Data Processing Equipmnt Use-Intrnl | | $24.00 | ($24.00) |
| **Total Operation** | | | **$24.00** | **($24.00)** |
| **Net Contribution (use) of Unallocated General: 225238** | | | **$28,462.00** | **($28,462.00)** |

Report Package: Operating Ledger
report created by: Cats

Dec 4, 2007 3:45:09 PM

# BUDGET REPORT

Organization: 225239
Faculty Agreement-Faskner

Report Name: Budget Report by Account

Fiscal Year: 2007-08

| ACCOUNT | ACCOUNT_DESC | Revenue Dollars | Expense Dollars | Net Contribution |
|---|---|---|---|---|
| 774100 | Data Processing Equipmnt Use-Intrnl | | $159.00 | ($159.00) |
| Total Operation | | | **$159.00** | **($159.00)** |
| Net Contribution (use) of Unallocated General: 225239 | | | **$159.00** | **($159.00)** |

Report Package: Operating Ledger
report created by: Cats

Dec 4, 2007 3:45:09 PM

# BUDGET REPORT

Organization: FWP55
Fred A White Center Pharmacy

Report Name: Budget Report by Account

Fiscal Year: 2007-08

| ACCOUNT | ACCOUNT_DESC | Revenue Dollars | Expense Dollars | Net Contribution |
|---|---|---|---|---|
| 505250 | Departmental Sales & Service | $1,400,000.00 | | $1,400,000.00 |
| **Total Revenue** | | **$1,400,000.00** | | **$1,400,000.00** |
| 612000 | Classified-Budget Pool | | $58,404.00 | ($58,404.00) |
| 612200 | NonExempt Unclassified Hourly | | $106,434.00 | ($106,434.00) |
| 612255 | NonExempt Unclassified Hourly <51% | | $23,645.00 | ($23,645.00) |
| 613000 | Classified-Overtime Budget Pool | | $2,500.00 | ($2,500.00) |
| 616000 | Student Wages-Budget Pool | | $7,500.00 | ($7,500.00) |
| **Total Personnel Services** | | | **$198,483.00** | **($198,483.00)** |
| 621100 | Staff Benefits-Unclassified | | $44,418.00 | ($44,418.00) |
| 622100 | Staff Benefits-Classified/Exmt Hrly | | $27,158.00 | ($27,158.00) |
| 622130 | Staff Benefits-Classified-Overtime | | $1,163.00 | ($1,163.00) |
| **Total Benefits** | | | **$72,739.00** | **($72,739.00)** |
| 730000 | Budget Pool-Supplies | | $23,143.00 | ($23,143.00) |
| 740000 | Budget Pool-Travel | | $500.00 | ($500.00) |
| 750000 | Budget Pool-Info & Communications | | $15,000.00 | ($15,000.00) |
| 760000 | Budget Pool-Maintenance & Repair | | $2,000.00 | ($2,000.00) |
| 770100 | Insurance | | $13,000.00 | ($13,000.00) |
| 774100 | Data Processing Equipmnt Use-Intrnl | | $18,571.00 | ($18,571.00) |
| 780000 | Budget Pool-Purchased for Resale | | $3,656,564.00 | ($3,656,564.00) |
| 787930 | Cost Recovery-Cost of Goods Sold | | ($2,600,000.00) | $2,600,000.00 |
| **Total Operation** | | | **$1,128,778.00** | **($1,128,778.00)** |
| **Net Contribution (use) of Unallocated General: FWP55** | | **$1,400,000.00** | **$1,400,000.00** | **$0.00** |

Report Package: Operating Ledger
report created by: Cats

Dec 4, 2007 3:40:19 PM

# BUDGET REPORT

Organization: FWP555

Fred A White Center Pharmacy

Report Name: Budget Report by Account

Fiscal Year: 2007-08

| ACCOUNT | ACCOUNT_DESC | Revenue Dollars | Expense Dollars | Net Contribution |
|---|---|---|---|---|
| 505250 | Departmental Sales & Service | $1,400,000.00 | | $1,400,000.00 |
| **Total Revenue** | | **$1,400,000.00** | | **$1,400,000.00** |
| 612000 | Classified-Budget Pool | | $58,404.00 | ($58,404.00) |
| 612200 | NonExempt Unclassified Hourly | | $106,434.00 | ($106,434.00) |
| 612255 | NonExempt Unclassified Hourly <51% | | $23,645.00 | ($23,645.00) |
| 613000 | Classified-Overtime Budget Pool | | $2,500.00 | ($2,500.00) |
| 616000 | Student Wages-Budget Pool | | $7,500.00 | ($7,500.00) |
| **Total Personnel Services** | | | **$198,483.00** | **($198,483.00)** |
| 621100 | Staff Benefits-Unclassified | | $44,418.00 | ($44,418.00) |
| 622100 | Staff Benefits-Classified/Exmt Hrly | | $27,158.00 | ($27,158.00) |
| 622130 | Staff Benefits-Classified-Overtime | | $1,163.00 | ($1,163.00) |
| **Total Benefits** | | | **$72,739.00** | **($72,739.00)** |
| 730000 | Budget Pool-Supplies | | $23,143.00 | ($23,143.00) |
| 740000 | Budget Pool-Travel | | $500.00 | ($500.00) |
| 750000 | Budget Pool-Info & Communications | | $15,000.00 | ($15,000.00) |
| 760000 | Budget Pool-Maintenance & Repair | | $2,000.00 | ($2,000.00) |
| 770100 | Insurance | | $13,000.00 | ($13,000.00) |
| 774100 | Data Processing Equipmnt Use-Intrnl | | $18,571.00 | ($18,571.00) |
| 780000 | Budget Pool-Purchased for Resale | | $3,656,564.00 | ($3,656,564.00) |
| 787930 | Cost Recovery-Cost of Goods Sold | | ($2,600,000.00) | $2,600,000.00 |
| **Total Operation** | | | **$1,128,778.00** | **($1,128,778.00)** |
| **Net Contribution (use) of Unallocated General: FWP555** | | **$1,400,000.00** | **$1,400,000.00** | **$0.00** |

Report Package: Operating Ledger

report created by: Cats

Dec 4, 2007 3:42:14 PM

# BUDGET REPORT

Organization: 221320
R/E FAWC Pharmacy

Report Name: Budget Report by Account

Fiscal Year: 2007-08

| ACCOUNT | ACCOUNT_DESC | Revenue Dollars | Expense Dollars | Net Contribution |
|---|---|---|---|---|
| 505250 | Departmental Sales & Service | $1,400,000.00 | | $1,400,000.00 |
| **Total Revenue** | | **$1,400,000.00** | | **$1,400,000.00** |
| 612000 | Classified-Budget Pool | | $58,404.00 | ($58,404.00) |
| 612200 | NonExempt Unclassified Hourly | | $106,434.00 | ($106,434.00) |
| 612255 | NonExempt Unclassified Hourly <51% | | $23,645.00 | ($23,645.00) |
| 613000 | Classified-Overtime Budget Pool | | $2,500.00 | ($2,500.00) |
| 616000 | Student Wages-Budget Pool | | $7,500.00 | ($7,500.00) |
| **Total Personnel Services** | | | **$198,483.00** | **($198,483.00)** |
| 621100 | Staff Benefits-Unclassified | | $44,418.00 | ($44,418.00) |
| 622100 | Staff Benefits-Classified/Exmt Hrly | | $27,158.00 | ($27,158.00) |
| 622130 | Staff Benefits-Classified-Overtime | | $1,163.00 | ($1,163.00) |
| **Total Benefits** | | | **$72,739.00** | **($72,739.00)** |
| 730000 | Budget Pool-Supplies | | $23,143.00 | ($23,143.00) |
| 740000 | Budget Pool-Travel | | $500.00 | ($500.00) |
| 750000 | Budget Pool-Info & Communications | | $15,000.00 | ($15,000.00) |
| 760000 | Budget Pool-Maintenance & Repair | | $2,000.00 | ($2,000.00) |
| 770100 | Insurance | | $13,000.00 | ($13,000.00) |
| 774100 | Data Processing Equipmnt Use-Intrnl | | $18,571.00 | ($18,571.00) |
| 780000 | Budget Pool-Purchased for Resale | | $3,656,564.00 | ($3,656,564.00) |
| 787930 | Cost Recovery-Cost of Goods Sold | | ($2,600,000.00) | $2,600,000.00 |
| **Total Operation** | | | **$1,128,778.00** | **($1,128,778.00)** |
| **Net Contribution (use) of Unallocated General: 221320** | | **$1,400,000.00** | **$1,400,000.00** | **$0.00** |

Report Package: Operating Ledger
report created by: Cats

Dec 4, 2007 3:45:09 PM

# BUDGET REPORT

Organization: GER55
Geriatrics

Report Name: Budget Report by Account

Fiscal Year: 2007-08

| ACCOUNT | ACCOUNT_DESC | Revenue Dollars | Expense Dollars | Net Contribution |
|---|---|---|---|---|
| 614000 | Faculty-Budget Pool | | $128,750.00 | ($128,750.00) |
| **Total Personnel Services** | | | **$128,750.00** | **($128,750.00)** |
| 623100 | Staff Benefits-Faculty | | $32,960.00 | ($32,960.00) |
| **Total Benefits** | | | **$32,960.00** | **($32,960.00)** |
| 730000 | Budget Pool-Supplies | | $6,000.00 | ($6,000.00) |
| 740000 | Budget Pool-Travel | | $15,000.00 | ($15,000.00) |
| 750000 | Budget Pool-Info & Communications | | $8,000.00 | ($8,000.00) |
| 760000 | Budget Pool-Maintenance & Repair | | $16,603.00 | ($16,603.00) |
| 774100 | Data Processing Equipmnt Use-Intrnl | | $678.00 | ($678.00) |
| **Total Operation** | | | **$46,281.00** | **($46,281.00)** |
| **Net Contribution (use) of Unallocated General: GER55** | | | **$207,991.00** | **($207,991.00)** |

Report Package: Operating Ledger
report created by: Cats

Dec 4, 2007 3:40:19 PM

# BUDGET REPORT

Organization: GER551
Geriatrics

Report Name: Budget Report by Account

Fiscal Year: 2007-08

| ACCOUNT | ACCOUNT_DESC | Revenue Dollars | Expense Dollars | Net Contribution |
|---|---|---|---|---|
| 730000 | Budget Pool-Supplies | | $6,000.00 | ($6,000.00) |
| 740000 | Budget Pool-Travel | | $15,000.00 | ($15,000.00) |
| 750000 | Budget Pool-Info & Communications | | $8,000.00 | ($8,000.00) |
| 760000 | Budget Pool-Maintenance & Repair | | $16,603.00 | ($16,603.00) |
| 774100 | Data Processing Equipmnt Use-Intrnl | | $339.00 | ($339.00) |
| Total Operation | | | **$45,942.00** | **($45,942.00)** |
| Net Contribution (use) of Unallocated General: GER551 | | | **$45,942.00** | **($45,942.00)** |

Report Package: Operating Ledger
report created by: Cats

Dec 4, 2007 3:42:14 PM

# BUDGET REPORT

Organization: 226300
Geriatrics

Report Name: Budget Report by Account

Fiscal Year: 2007-08

| ACCOUNT | ACCOUNT_DESC | Revenue Dollars | Expense Dollars | Net Contribution |
|---|---|---|---|---|
| 730000 | Budget Pool-Supplies | | $6,000.00 | ($6,000.00) |
| 740000 | Budget Pool-Travel | | $15,000.00 | ($15,000.00) |
| 750000 | Budget Pool-Info & Communications | | $8,000.00 | ($8,000.00) |
| 760000 | Budget Pool-Maintenance & Repair | | $16,603.00 | ($16,603.00) |
| 774100 | Data Processing Equipmnt Use-Intrnl | | $339.00 | ($339.00) |
| Total Operation | | | **$45,942.00** | **($45,942.00)** |
| Net Contribution (use) of Unallocated General: 226300 | | | **$45,942.00** | **($45,942.00)** |

Report Package: Operating Ledger
report created by: Cats

Dec 4, 2007 3:45:09 PM

# BUDGET REPORT

Organization: GER552
Faculty Agreement-Geriatrics

Report Name: Budget Report by Account

Fiscal Year: 2007-08

| ACCOUNT | ACCOUNT_DESC | Revenue Dollars | Expense Dollars | Net Contribution |
|---|---|---|---|---|
| 614000 | Faculty-Budget Pool | | $128,750.00 | ($128,750.00) |
| **Total Personnel Services** | | | **$128,750.00** | **($128,750.00)** |
| 623100 | Staff Benefits-Faculty | | $32,960.00 | ($32,960.00) |
| **Total Benefits** | | | **$32,960.00** | **($32,960.00)** |
| 774100 | Data Processing Equipmnt Use-Intrnl | | $339.00 | ($339.00) |
| **Total Operation** | | | **$339.00** | **($339.00)** |
| **Net Contribution (use) of Unallocated General: GER552** | | | **$162,049.00** | **($162,049.00)** |

Report Package: Operating Ledger
report created by: Cats

Dec 4, 2007 3:42:14 PM

# BUDGET REPORT

Organization: 226320
Faculty Agreement-Lawhorne

Report Name: Budget Report by Account

Fiscal Year: 2007-08

| ACCOUNT | ACCOUNT_DESC | Revenue Dollars | Expense Dollars | Net Contribution |
|---|---|---|---|---|
| 614000 | Faculty-Budget Pool | | $128,750.00 | ($128,750.00) |
| **Total Personnel Services** | | | **$128,750.00** | **($128,750.00)** |
| 623100 | Staff Benefits-Faculty | | $32,960.00 | ($32,960.00) |
| **Total Benefits** | | | **$32,960.00** | **($32,960.00)** |
| 774100 | Data Processing Equipmnt Use-Intrnl | | $339.00 | ($339.00) |
| **Total Operation** | | | **$339.00** | **($339.00)** |
| **Net Contribution (use) of Unallocated General: 226320** | | | **$162,049.00** | **($162,049.00)** |

Report Package: Operating Ledger
report created by: Cats

Dec 4, 2007 3:45:09 PM

# BUDGET REPORT

Organization: HFE55

Report Name: Budget Report by Account

Biomed & Human Factors Engineering

Fiscal Year: 2007-08

| ACCOUNT | ACCOUNT_DESC | Revenue Dollars | Expense Dollars | Net Contribution |
|---|---|---|---|---|
| 505250 | Departmental Sales & Service | $269,322.00 | | $269,322.00 |
| **Total Revenue** | | **$269,322.00** | | **$269,322.00** |
| 717000 | Budget Pool-Contracted Services | | $249,068.00 | ($249,068.00) |
| 730000 | Budget Pool-Supplies | | $16,000.00 | ($16,000.00) |
| 750000 | Budget Pool-Info & Communications | | $1,000.00 | ($1,000.00) |
| 760000 | Budget Pool-Maintenance & Repair | | $3,000.00 | ($3,000.00) |
| 774100 | Data Processing Equipmnt Use-Intrnl | | $254.00 | ($254.00) |
| **Total Operation** | | | **$269,322.00** | **($269,322.00)** |
| **Net Contribution (use) of Unallocated General: HFE55** | | **$269,322.00** | **$269,322.00** | **$0.00** |

Report Package: Operating Ledger

report created by: Cats

Dec 4, 2007 3:40:19 PM

# BUDGET REPORT

Organization: HFE555

Biomed & Human Factors Engineering

Report Name: Budget Report by Account

Fiscal Year: 2007-08

| ACCOUNT | ACCOUNT_DESC | Revenue Dollars | Expense Dollars | Net Contribution |
|---|---|---|---|---|
| 505250 | Departmental Sales & Service | $269,322.00 | | $269,322.00 |
| **Total Revenue** | | **$269,322.00** | | **$269,322.00** |
| 717000 | Budget Pool-Contracted Services | | $249,068.00 | ($249,068.00) |
| 730000 | Budget Pool-Supplies | | $16,000.00 | ($16,000.00) |
| 750000 | Budget Pool-Info & Communications | | $1,000.00 | ($1,000.00) |
| 760000 | Budget Pool-Maintenance & Repair | | $3,000.00 | ($3,000.00) |
| 774100 | Data Processing Equipmnt Use-Intrnl | | $254.00 | ($254.00) |
| **Total Operation** | | | **$269,322.00** | **($269,322.00)** |
| **Net Contribution (use) of Unallocated General: HFE555** | | **$269,322.00** | **$269,322.00** | **$0.00** |

Report Package: Operating Ledger

report created by: Cats

Dec 4, 2007 3:42:14 PM

# BUDGET REPORT

Organization: 221510

R/E BioMedical Imaging Laboratory

Report Name: Budget Report by Account

Fiscal Year: 2007-08

| ACCOUNT | ACCOUNT_DESC | Revenue Dollars | Expense Dollars | Net Contribution |
|---|---|---|---|---|
| 505250 | Departmental Sales & Service | $269,322.00 | | $269,322.00 |
| **Total Revenue** | | **$269,322.00** | | **$269,322.00** |
| 717000 | Budget Pool-Contracted Services | | $249,068.00 | ($249,068.00) |
| 730000 | Budget Pool-Supplies | | $16,000.00 | ($16,000.00) |
| 750000 | Budget Pool-Info & Communications | | $1,000.00 | ($1,000.00) |
| 760000 | Budget Pool-Maintenance & Repair | | $3,000.00 | ($3,000.00) |
| 774100 | Data Processing Equipmnt Use-Intrnl | | $254.00 | ($254.00) |
| **Total Operation** | | | **$269,322.00** | **($269,322.00)** |
| **Net Contribution (use) of Unallocated General: 221510** | | **$269,322.00** | **$269,322.00** | **$0.00** |

Report Package: Operating Ledger

report created by: Cats

Dec 4, 2007 3:45:09 PM

# BUDGET REPORT

Organization: IAS55

Report Name: Budget Report by Account

Indirect Costs-Academic Support-SOM

Fiscal Year: 2007-08

| ACCOUNT | ACCOUNT_DESC | Revenue Dollars | Expense Dollars | Net Contribution |
|---|---|---|---|---|
| 879400 | Indirect Costs E&G-Debit | | $477,227.00 | ($477,227.00) |
| Total Transfers | | | **$477,227.00** | **($477,227.00)** |
| Net Contribution (use) of Unallocated General: IAS55 | | | **$477,227.00** | **($477,227.00)** |

# BUDGET REPORT

Organization: IAS555

Report Name: Budget Report by Account

Indirect Costs-Academic Support-SOM

Fiscal Year: 2007-08

| ACCOUNT | ACCOUNT_DESC | Revenue Dollars | Expense Dollars | Net Contribution |
|---|---|---|---|---|
| 879400 | Indirect Costs E&G-Debit | | $477,227.00 | ($477,227.00) |
| Total Transfers | | | **$477,227.00** | **($477,227.00)** |
| Net Contribution (use) of Unallocated General: IAS555 | | | **$477,227.00** | **($477,227.00)** |

Report Package: Operating Ledger

report created by: Cats

Dec 4, 2007 3:42:14 PM

# BUDGET REPORT

Organization: 223221

Report Name: Budget Report by Account

Indirect Costs-Academic Support-SOM

Fiscal Year: 2007-08

| ACCOUNT | ACCOUNT_DESC | Revenue Dollars | Expense Dollars | Net Contribution |
|---|---|---|---|---|
| 879400 | Indirect Costs E&G-Debit | | $477,227.00 | ($477,227.00) |
| Total Transfers | | | **$477,227.00** | **($477,227.00)** |
| Net Contribution (use) of Unallocated General: 223221 | | | **$477,227.00** | **($477,227.00)** |

Report Package: Operating Ledger

report created by: Cats

Dec 4, 2007 3:45:09 PM

# BUDGET REPORT

Organization: IIM55
Indirect Costs-Institutionl Sup-SOM

Report Name: Budget Report by Account

Fiscal Year: 2007-08

| ACCOUNT | ACCOUNT_DESC | Revenue Dollars | Expense Dollars | Net Contribution |
|---|---|---|---|---|
| 879400 | Indirect Costs E&G-Debit | | $1,759,949.00 | ($1,759,949.00) |
| Total Transfers | | | **$1,759,949.00** | **($1,759,949.00)** |
| Net Contribution (use) of Unallocated General: IIM55 | | | **$1,759,949.00** | **($1,759,949.00)** |

Report Package: Operating Ledger
report created by: Cats

Dec 4, 2007 3:40:19 PM

# BUDGET REPORT

Organization: IIM555
Indirect Costs-Institutionl Sup-SOM

Report Name: Budget Report by Account

Fiscal Year: 2007-08

| ACCOUNT | ACCOUNT_DESC | Revenue Dollars | Expense Dollars | Net Contribution |
|---|---|---|---|---|
| 879400 | Indirect Costs E&G-Debit | | $1,759,949.00 | ($1,759,949.00) |
| Total Transfers | | | **$1,759,949.00** | **($1,759,949.00)** |
| Net Contribution (use) of Unallocated General: IIM555 | | | **$1,759,949.00** | **($1,759,949.00)** |

Report Package: Operating Ledger
report created by: Cats

Dec 4, 2007 3:42:14 PM

# BUDGET REPORT

Organization: 223223

Report Name: Budget Report by Account

Indirect Costs-Institutionl Sup-SOM

Fiscal Year: 2007-08

| ACCOUNT | ACCOUNT_DESC | Revenue Dollars | Expense Dollars | Net Contribution |
|---|---|---|---|---|
| 879400 | Indirect Costs E&G-Debit | | $1,759,949.00 | ($1,759,949.00) |
| Total Transfers | | | **$1,759,949.00** | **($1,759,949.00)** |
| Net Contribution (use) of Unallocated General: 223223 | | | **$1,759,949.00** | **($1,759,949.00)** |

Report Package: Operating Ledger

report created by: Cats

Dec 4, 2007 3:45:09 PM

# BUDGET REPORT

Organization: ISS55

Report Name: Budget Report by Account

Indirect Costs-Student Services-SOM

Fiscal Year: 2007-08

| ACCOUNT | ACCOUNT_DESC | Revenue Dollars | Expense Dollars | Net Contribution |
|---|---|---|---|---|
| 879400 | Indirect Costs E&G-Debit | | $110,919.00 | ($110,919.00) |
| Total Transfers | | | **$110,919.00** | **($110,919.00)** |
| Net Contribution (use) of Unallocated General: ISS55 | | | **$110,919.00** | **($110,919.00)** |

Report Package: Operating Ledger

report created by: Cats

Dec 4, 2007 3:40:19 PM

# BUDGET REPORT

Organization: ISS555
Indirect Costs-Student Services-SOM

Report Name: Budget Report by Account

Fiscal Year: 2007-08

| ACCOUNT | ACCOUNT_DESC | Revenue Dollars | Expense Dollars | Net Contribution |
|---|---|---|---|---|
| 879400 | Indirect Costs E&G-Debit | | $110,919.00 | ($110,919.00) |
| Total Transfers | | | **$110,919.00** | **($110,919.00)** |
| Net Contribution (use) of Unallocated General: ISS555 | | | **$110,919.00** | **($110,919.00)** |

Report Package: Operating Ledger
report created by: Cats

Dec 4, 2007 3:42:14 PM

# BUDGET REPORT

Organization: 223222

Indirect Costs-Student Services-SOM

Report Name: Budget Report by Account

Fiscal Year: 2007-08

| ACCOUNT | ACCOUNT_DESC | Revenue Dollars | Expense Dollars | Net Contribution |
|---|---|---|---|---|
| 879400 | Indirect Costs E&G-Debit | | $110,919.00 | ($110,919.00) |
| Total Transfers | | | **$110,919.00** | **($110,919.00)** |
| Net Contribution (use) of Unallocated General: 223222 | | | **$110,919.00** | **($110,919.00)** |

Report Package: Operating Ledger
report created by: Cats

Dec 4, 2007 3:45:09 PM

# BUDGET REPORT

Organization: MED55
Medicine

Report Name: Budget Report by Account

Fiscal Year: 2007-08

| ACCOUNT | ACCOUNT_DESC | Revenue Dollars | Expense Dollars | Net Contribution |
|---|---|---|---|---|
| 505250 | Departmental Sales & Service | $124,847.00 | | $124,847.00 |
| **Total Revenue** | | **$124,847.00** | | **$124,847.00** |
| 611100 | Unclassified-Contract | | $122,955.00 | ($122,955.00) |
| 612000 | Classified-Budget Pool | | $80,961.00 | ($80,961.00) |
| 614000 | Faculty-Budget Pool | | $786,977.00 | ($786,977.00) |
| 615500 | Faculty-Purchased | | $40,000.00 | ($40,000.00) |
| **Total Personnel Services** | | | **$1,030,893.00** | **($1,030,893.00)** |
| 621100 | Staff Benefits-Unclassified | | $47,215.00 | ($47,215.00) |
| 622100 | Staff Benefits-Classified/Exmt Hrly | | $37,647.00 | ($37,647.00) |
| 623100 | Staff Benefits-Faculty | | $193,626.00 | ($193,626.00) |
| **Total Benefits** | | | **$278,488.00** | **($278,488.00)** |
| 717000 | Budget Pool-Contracted Services | | $44,996.00 | ($44,996.00) |
| 730000 | Budget Pool-Supplies | | $40,847.00 | ($40,847.00) |
| 740000 | Budget Pool-Travel | | $66,500.00 | ($66,500.00) |
| 750000 | Budget Pool-Info & Communications | | $56,500.00 | ($56,500.00) |
| 774100 | Data Processing Equipmnt Use-Intrnl | | $2,711.00 | ($2,711.00) |
| **Total Operation** | | | **$211,554.00** | **($211,554.00)** |
| **Net Contribution (use) of Unallocated General: MED55** | | **$124,847.00** | **$1,520,935.00** | **($1,396,088.00)** |

Report Package: Operating Ledger
report created by: Cats

Dec 4, 2007 3:40:19 PM

# BUDGET REPORT

Organization: MED551
Medicine

Report Name: Budget Report by Account

Fiscal Year: 2007-08

| ACCOUNT | ACCOUNT_DESC | Revenue Dollars | Expense Dollars | Net Contribution |
|---|---|---|---|---|
| 611100 | Unclassified-Contract | | $122,955.00 | ($122,955.00) |
| 612000 | Classified-Budget Pool | | $80,961.00 | ($80,961.00) |
| 615500 | Faculty-Purchased | | $40,000.00 | ($40,000.00) |
| **Total Personnel Services** | | | **$243,916.00** | **($243,916.00)** |
| 621100 | Staff Benefits-Unclassified | | $47,215.00 | ($47,215.00) |
| 622100 | Staff Benefits-Classified/Exmt Hrly | | $37,647.00 | ($37,647.00) |
| **Total Benefits** | | | **$84,862.00** | **($84,862.00)** |
| 717000 | Budget Pool-Contracted Services | | $43,996.00 | ($43,996.00) |
| 730000 | Budget Pool-Supplies | | $11,000.00 | ($11,000.00) |
| 740000 | Budget Pool-Travel | | $15,000.00 | ($15,000.00) |
| 750000 | Budget Pool-Info & Communications | | $14,000.00 | ($14,000.00) |
| 774100 | Data Processing Equipmnt Use-Intrnl | | $1,695.00 | ($1,695.00) |
| **Total Operation** | | | **$85,691.00** | **($85,691.00)** |
| **Net Contribution (use) of Unallocated General: MED551** | | | **$414,469.00** | **($414,469.00)** |

Report Package: Operating Ledger
report created by: Cats

Dec 4, 2007 3:42:14 PM

# BUDGET REPORT

Organization: 225300
Medicine

Report Name: Budget Report by Account

Fiscal Year: 2007-08

| ACCOUNT | ACCOUNT_DESC | Revenue Dollars | Expense Dollars | Net Contribution |
|---|---|---|---|---|
| 611100 | Unclassified-Contract | | $122,955.00 | ($122,955.00) |
| 612000 | Classified-Budget Pool | | $53,024.00 | ($53,024.00) |
| 615500 | Faculty-Purchased | | $40,000.00 | ($40,000.00) |
| **Total Personnel Services** | | | **$215,979.00** | **($215,979.00)** |
| 621100 | Staff Benefits-Unclassified | | $47,215.00 | ($47,215.00) |
| 622100 | Staff Benefits-Classified/Exmt Hrly | | $24,656.00 | ($24,656.00) |
| **Total Benefits** | | | **$71,871.00** | **($71,871.00)** |
| 717000 | Budget Pool-Contracted Services | | $19,000.00 | ($19,000.00) |
| 730000 | Budget Pool-Supplies | | $6,000.00 | ($6,000.00) |
| 740000 | Budget Pool-Travel | | $15,000.00 | ($15,000.00) |
| 750000 | Budget Pool-Info & Communications | | $14,000.00 | ($14,000.00) |
| 774100 | Data Processing Equipmnt Use-Intrnl | | $1,356.00 | ($1,356.00) |
| **Total Operation** | | | **$55,356.00** | **($55,356.00)** |
| **Net Contribution (use) of Unallocated General: 225300** | | | **$343,206.00** | **($343,206.00)** |

Report Package: Operating Ledger
report created by: Cats

Dec 4, 2007 3:45:09 PM

# BUDGET REPORT

Organization: 225305
Internal Med/Pediatrics Residency

Report Name: Budget Report by Account

Fiscal Year: 2007-08

| ACCOUNT | ACCOUNT_DESC | Revenue Dollars | Expense Dollars | Net Contribution |
|---|---|---|---|---|
| 612000 | Classified-Budget Pool | | $27,937.00 | ($27,937.00) |
| **Total Personnel Services** | | | **$27,937.00** | **($27,937.00)** |
| 622100 | Staff Benefits-Classified/Exmt Hrly | | $12,991.00 | ($12,991.00) |
| **Total Benefits** | | | **$12,991.00** | **($12,991.00)** |
| 717000 | Budget Pool-Contracted Services | | $24,996.00 | ($24,996.00) |
| 730000 | Budget Pool-Supplies | | $5,000.00 | ($5,000.00) |
| 774100 | Data Processing Equipmnt Use-Intrnl | | $339.00 | ($339.00) |
| **Total Operation** | | | **$30,335.00** | **($30,335.00)** |
| **Net Contribution (use) of Unallocated General: 225305** | | | **$71,263.00** | **($71,263.00)** |

Report Package: Operating Ledger
report created by: Cats

Dec 4, 2007 3:45:09 PM

# BUDGET REPORT

Organization: MED552
Faculty Agreements-Medicine

Report Name: Budget Report by Account

Fiscal Year: 2007-08

| ACCOUNT | ACCOUNT_DESC | Revenue Dollars | Expense Dollars | Net Contribution |
|---|---|---|---|---|
| 614000 | Faculty-Budget Pool | | $786,977.00 | ($786,977.00) |
| **Total Personnel Services** | | | **$786,977.00** | **($786,977.00)** |
| 623100 | Staff Benefits-Faculty | | $193,626.00 | ($193,626.00) |
| **Total Benefits** | | | **$193,626.00** | **($193,626.00)** |
| 774100 | Data Processing Equipmnt Use-Intrnl | | $1,016.00 | ($1,016.00) |
| **Total Operation** | | | **$1,016.00** | **($1,016.00)** |
| **Net Contribution (use) of Unallocated General: MED552** | | | **$981,619.00** | **($981,619.00)** |

Report Package: Operating Ledger
report created by: Cats

Dec 4, 2007 3:42:14 PM

# BUDGET REPORT

Organization: 225321
Faculty Agreement-Schuster

Report Name: Budget Report by Account

Fiscal Year: 2007-08

| ACCOUNT | ACCOUNT_DESC | Revenue Dollars | Expense Dollars | Net Contribution |
|---|---|---|---|---|
| 614000 | Faculty-Budget Pool | | $119,837.00 | ($119,837.00) |
| **Total Personnel Services** | | | **$119,837.00** | **($119,837.00)** |
| 623100 | Staff Benefits-Faculty | | $30,678.00 | ($30,678.00) |
| **Total Benefits** | | | **$30,678.00** | **($30,678.00)** |
| 774100 | Data Processing Equipmnt Use-Intrnl | | $119.00 | ($119.00) |
| **Total Operation** | | | **$119.00** | **($119.00)** |
| **Net Contribution (use) of Unallocated General: 225321** | | | **$150,634.00** | **($150,634.00)** |

Report Package: Operating Ledger
report created by: Cats

Dec 4, 2007 3:45:09 PM

# BUDGET REPORT

Organization: 225323
Faculty Agreement-Crites

Report Name: Budget Report by Account

Fiscal Year: 2007-08

| ACCOUNT | ACCOUNT_DESC | Revenue Dollars | Expense Dollars | Net Contribution |
|---|---|---|---|---|
| 614000 | Faculty-Budget Pool | | $24,427.00 | ($24,427.00) |
| **Total Personnel Services** | | | **$24,427.00** | **($24,427.00)** |
| 623100 | Staff Benefits-Faculty | | $6,253.00 | ($6,253.00) |
| **Total Benefits** | | | **$6,253.00** | **($6,253.00)** |
| 774100 | Data Processing Equipmnt Use-Intrnl | | $51.00 | ($51.00) |
| **Total Operation** | | | **$51.00** | **($51.00)** |
| **Net Contribution (use) of Unallocated General: 225323** | | | **$30,731.00** | **($30,731.00)** |

Report Package: Operating Ledger
report created by: Cats

Dec 4, 2007 3:45:09 PM

# BUDGET REPORT

Organization: 225324
Faculty Agreement-Czachor

Report Name: Budget Report by Account

Fiscal Year: 2007-08

| ACCOUNT | ACCOUNT_DESC | Revenue Dollars | Expense Dollars | Net Contribution |
|---|---|---|---|---|
| 614000 | Faculty-Budget Pool | | $118,349.00 | ($118,349.00) |
| **Total Personnel Services** | | | **$118,349.00** | **($118,349.00)** |
| 623100 | Staff Benefits-Faculty | | $30,297.00 | ($30,297.00) |
| **Total Benefits** | | | **$30,297.00** | **($30,297.00)** |
| 774100 | Data Processing Equipmnt Use-Intrnl | | $170.00 | ($170.00) |
| **Total Operation** | | | **$170.00** | **($170.00)** |
| **Net Contribution (use) of Unallocated General: 225324** | | | **$148,816.00** | **($148,816.00)** |

Report Package: Operating Ledger
report created by: Cats

Dec 4, 2007 3:45:09 PM

# BUDGET REPORT

Organization: 225325
Faculty Agreement-Herchline

Report Name: Budget Report by Account

Fiscal Year: 2007-08

| ACCOUNT | ACCOUNT_DESC | Revenue Dollars | Expense Dollars | Net Contribution |
|---|---|---|---|---|
| 614000 | Faculty-Budget Pool | | $66,651.00 | ($66,651.00) |
| **Total Personnel Services** | | | **$66,651.00** | **($66,651.00)** |
| 623100 | Staff Benefits-Faculty | | $17,063.00 | ($17,063.00) |
| **Total Benefits** | | | **$17,063.00** | **($17,063.00)** |
| 774100 | Data Processing Equipmnt Use-Intrnl | | $170.00 | ($170.00) |
| **Total Operation** | | | **$170.00** | **($170.00)** |
| **Net Contribution (use) of Unallocated General: 225325** | | | **$83,884.00** | **($83,884.00)** |

Report Package: Operating Ledger
report created by: Cats

Dec 4, 2007 3:45:09 PM

# BUDGET REPORT

Organization: 225327
Faculty Agreement-Kirkham

Report Name: Budget Report by Account

Fiscal Year: 2007-08

| ACCOUNT | ACCOUNT_DESC | Revenue Dollars | Expense Dollars | Net Contribution |
|---|---|---|---|---|
| 614000 | Faculty-Budget Pool | | $38,976.00 | ($38,976.00) |
| **Total Personnel Services** | | | **$38,976.00** | **($38,976.00)** |
| 623100 | Staff Benefits-Faculty | | $9,978.00 | ($9,978.00) |
| **Total Benefits** | | | **$9,978.00** | **($9,978.00)** |
| **Net Contribution (use) of Unallocated General: 225327** | | | **$48,954.00** | **($48,954.00)** |

Report Package: Operating Ledger
report created by: Cats

Dec 4, 2007 3:45:09 PM

# BUDGET REPORT

Organization: 225332
Faculty Agreement-Raslich

Report Name: Budget Report by Account

Fiscal Year: 2007-08

| ACCOUNT | ACCOUNT_DESC | Revenue Dollars | Expense Dollars | Net Contribution |
|---|---|---|---|---|
| 614000 | Faculty-Budget Pool | | $21,536.00 | ($21,536.00) |
| **Total Personnel Services** | | | **$21,536.00** | **($21,536.00)** |
| 623100 | Staff Benefits-Faculty | | $5,513.00 | ($5,513.00) |
| **Total Benefits** | | | **$5,513.00** | **($5,513.00)** |
| 774100 | Data Processing Equipmnt Use-Intrnl | | $51.00 | ($51.00) |
| **Total Operation** | | | **$51.00** | **($51.00)** |
| **Net Contribution (use) of Unallocated General: 225332** | | | **$27,100.00** | **($27,100.00)** |

Report Package: Operating Ledger
report created by: Cats

Dec 4, 2007 3:45:09 PM

# BUDGET REPORT

Organization: 225335
Faculty Agreement-Drehmer

Report Name: Budget Report by Account

Fiscal Year: 2007-08

| ACCOUNT | ACCOUNT_DESC | Revenue Dollars | Expense Dollars | Net Contribution |
|---|---|---|---|---|
| 614000 | Faculty-Budget Pool | | $120,000.00 | ($120,000.00) |
| **Total Personnel Services** | | | **$120,000.00** | **($120,000.00)** |
| 623100 | Staff Benefits-Faculty | | $30,720.00 | ($30,720.00) |
| **Total Benefits** | | | **$30,720.00** | **($30,720.00)** |
| **Net Contribution (use) of Unallocated General: 225335** | | | **$150,720.00** | **($150,720.00)** |

Report Package: Operating Ledger
report created by: Cats

Dec 4, 2007 3:45:09 PM

# BUDGET REPORT

Organization: 225336

Faculty Agreement-Richardson S.

Report Name: Budget Report by Account

Fiscal Year: 2007-08

| ACCOUNT | ACCOUNT_DESC | Revenue Dollars | Expense Dollars | Net Contribution |
|---|---|---|---|---|
| 614000 | Faculty-Budget Pool | | $213,980.00 | ($213,980.00) |
| **Total Personnel Services** | | | **$213,980.00** | **($213,980.00)** |
| 623100 | Staff Benefits-Faculty | | $54,779.00 | ($54,779.00) |
| **Total Benefits** | | | **$54,779.00** | **($54,779.00)** |
| 774100 | Data Processing Equipmnt Use-Intrnl | | $339.00 | ($339.00) |
| **Total Operation** | | | **$339.00** | **($339.00)** |
| **Net Contribution (use) of Unallocated General: 225336** | | | **$269,098.00** | **($269,098.00)** |

Report Package: Operating Ledger

report created by: Cats

Dec 4, 2007 3:45:09 PM

# BUDGET REPORT

Organization: 225338
Faculty Agreement-Barde

Report Name: Budget Report by Account

Fiscal Year: 2007-08

| ACCOUNT | ACCOUNT_DESC | Revenue Dollars | Expense Dollars | Net Contribution |
|---|---|---|---|---|
| 614000 | Faculty-Budget Pool | | $13,661.00 | ($13,661.00) |
| **Total Personnel Services** | | | **$13,661.00** | **($13,661.00)** |
| 623100 | Staff Benefits-Faculty | | $1,803.00 | ($1,803.00) |
| **Total Benefits** | | | **$1,803.00** | **($1,803.00)** |
| 774100 | Data Processing Equipmnt Use-Intrnl | | $24.00 | ($24.00) |
| **Total Operation** | | | **$24.00** | **($24.00)** |
| **Net Contribution (use) of Unallocated General: 225338** | | | **$15,488.00** | **($15,488.00)** |

Report Package: Operating Ledger
report created by: Cats

Dec 4, 2007 3:45:09 PM

# BUDGET REPORT

Organization: 225339
Faculty Agreement-Baumann

Report Name: Budget Report by Account

Fiscal Year: 2007-08

| ACCOUNT | ACCOUNT_DESC | Revenue Dollars | Expense Dollars | Net Contribution |
|---|---|---|---|---|
| 614000 | Faculty-Budget Pool | | $6,642.00 | ($6,642.00) |
| **Total Personnel Services** | | | **$6,642.00** | **($6,642.00)** |
| 623100 | Staff Benefits-Faculty | | $877.00 | ($877.00) |
| **Total Benefits** | | | **$877.00** | **($877.00)** |
| 774100 | Data Processing Equipmnt Use-Intrnl | | $17.00 | ($17.00) |
| **Total Operation** | | | **$17.00** | **($17.00)** |
| **Net Contribution (use) of Unallocated General: 225339** | | | **$7,536.00** | **($7,536.00)** |

Report Package: Operating Ledger
report created by: Cats

Dec 4, 2007 3:45:09 PM

# BUDGET REPORT

Organization: 225341
Faculty Agreement-Saklayen

Report Name: Budget Report by Account

Fiscal Year: 2007-08

| ACCOUNT | ACCOUNT_DESC | Revenue Dollars | Expense Dollars | Net Contribution |
|---|---|---|---|---|
| 614000 | Faculty-Budget Pool | | $7,140.00 | ($7,140.00) |
| **Total Personnel Services** | | | **$7,140.00** | **($7,140.00)** |
| 623100 | Staff Benefits-Faculty | | $942.00 | ($942.00) |
| **Total Benefits** | | | **$942.00** | **($942.00)** |
| 774100 | Data Processing Equipmnt Use-Intrnl | | $17.00 | ($17.00) |
| **Total Operation** | | | **$17.00** | **($17.00)** |
| **Net Contribution (use) of Unallocated General: 225341** | | | **$8,099.00** | **($8,099.00)** |

Report Package: Operating Ledger
report created by: Cats

Dec 4, 2007 3:45:09 PM

# BUDGET REPORT

Organization: 225342
Faculty Agreement-Yap

Report Name: Budget Report by Account

Fiscal Year: 2007-08

| ACCOUNT | ACCOUNT_DESC | Revenue Dollars | Expense Dollars | Net Contribution |
|---|---|---|---|---|
| 614000 | Faculty-Budget Pool | | $4,418.00 | ($4,418.00) |
| **Total Personnel Services** | | | **$4,418.00** | **($4,418.00)** |
| 623100 | Staff Benefits-Faculty | | $583.00 | ($583.00) |
| **Total Benefits** | | | **$583.00** | **($583.00)** |
| 774100 | Data Processing Equipmnt Use-Intrnl | | $17.00 | ($17.00) |
| **Total Operation** | | | **$17.00** | **($17.00)** |
| **Net Contribution (use) of Unallocated General: 225342** | | | **$5,018.00** | **($5,018.00)** |

Report Package: Operating Ledger
report created by: Cats

Dec 4, 2007 3:45:09 PM

# BUDGET REPORT

Organization: 225343
Faculty Agreement-Schnader

Report Name: Budget Report by Account

Fiscal Year: 2007-08

| ACCOUNT | ACCOUNT_DESC | Revenue Dollars | Expense Dollars | Net Contribution |
|---|---|---|---|---|
| 614000 | Faculty-Budget Pool | | $22,013.00 | ($22,013.00) |
| **Total Personnel Services** | | | **$22,013.00** | **($22,013.00)** |
| 623100 | Staff Benefits-Faculty | | $2,906.00 | ($2,906.00) |
| **Total Benefits** | | | **$2,906.00** | **($2,906.00)** |
| 774100 | Data Processing Equipmnt Use-Intrnl | | $41.00 | ($41.00) |
| **Total Operation** | | | **$41.00** | **($41.00)** |
| **Net Contribution (use) of Unallocated General: 225343** | | | **$24,960.00** | **($24,960.00)** |

Report Package: Operating Ledger
report created by: Cats

Dec 4, 2007 3:45:09 PM

# BUDGET REPORT

Organization: 225354
Faculty Agreement - BAS

Report Name: Budget Report by Account

Fiscal Year: 2007-08

| ACCOUNT | ACCOUNT_DESC | Revenue Dollars | Expense Dollars | Net Contribution |
|---|---|---|---|---|
| 614000 | Faculty-Budget Pool | | $5,227.00 | ($5,227.00) |
| **Total Personnel Services** | | | **$5,227.00** | **($5,227.00)** |
| 623100 | Staff Benefits-Faculty | | $690.00 | ($690.00) |
| **Total Benefits** | | | **$690.00** | **($690.00)** |
| **Net Contribution (use) of Unallocated General: 225354** | | | **$5,917.00** | **($5,917.00)** |

Report Package: Operating Ledger
report created by: Cats

Dec 4, 2007 3:45:09 PM

# BUDGET REPORT

Organization: 225355

Faculty Agreement - Agarwal

Report Name: Budget Report by Account

Fiscal Year: 2007-08

| ACCOUNT | ACCOUNT_DESC | Revenue Dollars | Expense Dollars | Net Contribution |
|---|---|---|---|---|
| 614000 | Faculty-Budget Pool | | $4,120.00 | ($4,120.00) |
| **Total Personnel Services** | | | **$4,120.00** | **($4,120.00)** |
| 623100 | Staff Benefits-Faculty | | $544.00 | ($544.00) |
| **Total Benefits** | | | **$544.00** | **($544.00)** |
| **Net Contribution (use) of Unallocated General: 225355** | | | **$4,664.00** | **($4,664.00)** |

Report Package: Operating Ledger

report created by: Cats

Dec 4, 2007 3:45:09 PM

# BUDGET REPORT

Organization: MED554
Graduate Medical Education-Medicine

Report Name: Budget Report by Account

Fiscal Year: 2007-08

| ACCOUNT | ACCOUNT_DESC | Revenue Dollars | Expense Dollars | Net Contribution |
|---|---|---|---|---|
| 505250 | Departmental Sales & Service | $124,847.00 | | $124,847.00 |
| **Total Revenue** | | **$124,847.00** | | **$124,847.00** |
| 717000 | Budget Pool-Contracted Services | | $1,000.00 | ($1,000.00) |
| 730000 | Budget Pool-Supplies | | $29,847.00 | ($29,847.00) |
| 740000 | Budget Pool-Travel | | $51,500.00 | ($51,500.00) |
| 750000 | Budget Pool-Info & Communications | | $42,500.00 | ($42,500.00) |
| **Total Operation** | | | **$124,847.00** | **($124,847.00)** |
| **Net Contribution (use) of Unallocated General: MED554** | | **$124,847.00** | **$124,847.00** | **$0.00** |

Report Package: Operating Ledger
report created by: Cats

Dec 4, 2007 3:42:14 PM

# BUDGET REPORT

Organization: 221347
Integrated Internl Med Residency Pr

Report Name: Budget Report by Account

Fiscal Year: 2007-08

| ACCOUNT | ACCOUNT_DESC | Revenue Dollars | Expense Dollars | Net Contribution |
|---|---|---|---|---|
| 505250 | Departmental Sales & Service | $124,847.00 | | $124,847.00 |
| **Total Revenue** | | **$124,847.00** | | **$124,847.00** |
| 717000 | Budget Pool-Contracted Services | | $1,000.00 | ($1,000.00) |
| 730000 | Budget Pool-Supplies | | $29,847.00 | ($29,847.00) |
| 740000 | Budget Pool-Travel | | $51,500.00 | ($51,500.00) |
| 750000 | Budget Pool-Info & Communications | | $42,500.00 | ($42,500.00) |
| **Total Operation** | | | **$124,847.00** | **($124,847.00)** |
| **Net Contribution (use) of Unallocated General: 221347** | | **$124,847.00** | **$124,847.00** | **$0.00** |

Report Package: Operating Ledger
report created by: Cats

Dec 4, 2007 3:45:09 PM

# BUDGET REPORT

Organization: OAM55
Office of Advancement-SOM

Report Name: Budget Report by Account

Fiscal Year: 2007-08

| ACCOUNT | ACCOUNT_DESC | Revenue Dollars | Expense Dollars | Net Contribution |
|---|---|---|---|---|
| 616000 | Student Wages-Budget Pool | | $5,000.00 | ($5,000.00) |
| **Total Personnel Services** | | | **$5,000.00** | **($5,000.00)** |
| 717000 | Budget Pool-Contracted Services | | $1,000.00 | ($1,000.00) |
| 730000 | Budget Pool-Supplies | | $11,000.00 | ($11,000.00) |
| 740000 | Budget Pool-Travel | | $40,000.00 | ($40,000.00) |
| 750000 | Budget Pool-Info & Communications | | $24,000.00 | ($24,000.00) |
| **Total Operation** | | | **$76,000.00** | **($76,000.00)** |
| **Net Contribution (use) of Unallocated General: OAM55** | | | **$81,000.00** | **($81,000.00)** |

# BUDGET REPORT

Organization: OAM555
Office of Advancement-SOM

Report Name: Budget Report by Account

Fiscal Year: 2007-08

| ACCOUNT | ACCOUNT_DESC | Revenue Dollars | Expense Dollars | Net Contribution |
|---|---|---|---|---|
| 616000 | Student Wages-Budget Pool | | $5,000.00 | ($5,000.00) |
| **Total Personnel Services** | | | **$5,000.00** | **($5,000.00)** |
| 717000 | Budget Pool-Contracted Services | | $1,000.00 | ($1,000.00) |
| 730000 | Budget Pool-Supplies | | $11,000.00 | ($11,000.00) |
| 740000 | Budget Pool-Travel | | $40,000.00 | ($40,000.00) |
| 750000 | Budget Pool-Info & Communications | | $24,000.00 | ($24,000.00) |
| **Total Operation** | | | **$76,000.00** | **($76,000.00)** |
| **Net Contribution (use) of Unallocated General: OAM555** | | | **$81,000.00** | **($81,000.00)** |

# BUDGET REPORT

Organization: 223211
Advancement-School of Medicine

Report Name: Budget Report by Account

Fiscal Year: 2007-08

| ACCOUNT | ACCOUNT_DESC | Revenue Dollars | Expense Dollars | Net Contribution |
|---|---|---|---|---|
| 616000 | Student Wages-Budget Pool | | $5,000.00 | ($5,000.00) |
| **Total Personnel Services** | | | **$5,000.00** | **($5,000.00)** |
| 717000 | Budget Pool-Contracted Services | | $1,000.00 | ($1,000.00) |
| 730000 | Budget Pool-Supplies | | $11,000.00 | ($11,000.00) |
| 740000 | Budget Pool-Travel | | $40,000.00 | ($40,000.00) |
| 750000 | Budget Pool-Info & Communications | | $24,000.00 | ($24,000.00) |
| **Total Operation** | | | **$76,000.00** | **($76,000.00)** |
| **Net Contribution (use) of Unallocated General: 223211** | | | **$81,000.00** | **($81,000.00)** |

# BUDGET REPORT

Organization: OBJ55
Obstetrics & Gynecology

Report Name: Budget Report by Account

Fiscal Year: 2007-08

| ACCOUNT | ACCOUNT_DESC | Revenue Dollars | Expense Dollars | Net Contribution |
|---|---|---|---|---|
| 611100 | Unclassified-Contract | | $131,404.00 | ($131,404.00) |
| 614000 | Faculty-Budget Pool | | $414,251.00 | ($414,251.00) |
| **Total Personnel Services** | | | **$545,655.00** | **($545,655.00)** |
| 621100 | Staff Benefits-Unclassified | | $50,459.00 | ($50,459.00) |
| 623100 | Staff Benefits-Faculty | | $106,048.00 | ($106,048.00) |
| **Total Benefits** | | | **$156,507.00** | **($156,507.00)** |
| 717000 | Budget Pool-Contracted Services | | $60,000.00 | ($60,000.00) |
| 730000 | Budget Pool-Supplies | | $6,000.00 | ($6,000.00) |
| 740000 | Budget Pool-Travel | | $15,000.00 | ($15,000.00) |
| 750000 | Budget Pool-Info & Communications | | $8,000.00 | ($8,000.00) |
| 774100 | Data Processing Equipmnt Use-Intrnl | | $1,835.00 | ($1,835.00) |
| **Total Operation** | | | **$90,835.00** | **($90,835.00)** |
| **Net Contribution (use) of Unallocated General: OBJ55** | | | **$792,997.00** | **($792,997.00)** |

Report Package: Operating Ledger
report created by: Cats

Dec 4, 2007 3:40:19 PM

# BUDGET REPORT

Organization: OBJ551
Obstetrics & Gynecology

Report Name: Budget Report by Account

Fiscal Year: 2007-08

| ACCOUNT | ACCOUNT_DESC | Revenue Dollars | Expense Dollars | Net Contribution |
|---|---|---|---|---|
| 611100 | Unclassified-Contract | | $131,404.00 | ($131,404.00) |
| **Total Personnel Services** | | | **$131,404.00** | **($131,404.00)** |
| 621100 | Staff Benefits-Unclassified | | $50,459.00 | ($50,459.00) |
| **Total Benefits** | | | **$50,459.00** | **($50,459.00)** |
| 717000 | Budget Pool-Contracted Services | | $60,000.00 | ($60,000.00) |
| 730000 | Budget Pool-Supplies | | $6,000.00 | ($6,000.00) |
| 740000 | Budget Pool-Travel | | $15,000.00 | ($15,000.00) |
| 750000 | Budget Pool-Info & Communications | | $8,000.00 | ($8,000.00) |
| 774100 | Data Processing Equipmnt Use-Intrnl | | $678.00 | ($678.00) |
| **Total Operation** | | | **$89,678.00** | **($89,678.00)** |
| **Net Contribution (use) of Unallocated General: OBJ551** | | | **$271,541.00** | **($271,541.00)** |

Report Package: Operating Ledger
report created by: Cats

Dec 4, 2007 3:42:14 PM

# BUDGET REPORT

Organization: 225600
Obstetrics & Gynecology-SOM

Report Name: Budget Report by Account

Fiscal Year: 2007-08

| ACCOUNT | ACCOUNT_DESC | Revenue Dollars | Expense Dollars | Net Contribution |
|---|---|---|---|---|
| 611100 | Unclassified-Contract | | $131,404.00 | ($131,404.00) |
| **Total Personnel Services** | | | **$131,404.00** | **($131,404.00)** |
| 621100 | Staff Benefits-Unclassified | | $50,459.00 | ($50,459.00) |
| **Total Benefits** | | | **$50,459.00** | **($50,459.00)** |
| 717000 | Budget Pool-Contracted Services | | $60,000.00 | ($60,000.00) |
| 730000 | Budget Pool-Supplies | | $6,000.00 | ($6,000.00) |
| 740000 | Budget Pool-Travel | | $15,000.00 | ($15,000.00) |
| 750000 | Budget Pool-Info & Communications | | $8,000.00 | ($8,000.00) |
| 774100 | Data Processing Equipmnt Use-Intrnl | | $678.00 | ($678.00) |
| **Total Operation** | | | **$89,678.00** | **($89,678.00)** |
| **Net Contribution (use) of Unallocated General: 225600** | | | **$271,541.00** | **($271,541.00)** |

Report Package: Operating Ledger
report created by: Cats

Dec 4, 2007 3:45:09 PM

# BUDGET REPORT

Organization: OBJ552
Faculty Agreements-Ob & Gyn

Report Name: Budget Report by Account

Fiscal Year: 2007-08

| ACCOUNT | ACCOUNT_DESC | Revenue Dollars | Expense Dollars | Net Contribution |
|---|---|---|---|---|
| 614000 | Faculty-Budget Pool | | $414,251.00 | ($414,251.00) |
| **Total Personnel Services** | | | **$414,251.00** | **($414,251.00)** |
| 623100 | Staff Benefits-Faculty | | $106,048.00 | ($106,048.00) |
| **Total Benefits** | | | **$106,048.00** | **($106,048.00)** |
| 774100 | Data Processing Equipmnt Use-Intrnl | | $1,157.00 | ($1,157.00) |
| **Total Operation** | | | **$1,157.00** | **($1,157.00)** |
| **Net Contribution (use) of Unallocated General: OBJ552** | | | **$521,456.00** | **($521,456.00)** |

Report Package: Operating Ledger
report created by: Cats

Dec 4, 2007 3:42:14 PM

# BUDGET REPORT

Organization: 225620
Faculty Agreement-Hurd

Report Name: Budget Report by Account

Fiscal Year: 2007-08

| ACCOUNT | ACCOUNT_DESC | Revenue Dollars | Expense Dollars | Net Contribution |
|---|---|---|---|---|
| 614000 | Faculty-Budget Pool | | $174,776.00 | ($174,776.00) |
| **Total Personnel Services** | | | **$174,776.00** | **($174,776.00)** |
| 623100 | Staff Benefits-Faculty | | $44,743.00 | ($44,743.00) |
| **Total Benefits** | | | **$44,743.00** | **($44,743.00)** |
| 774100 | Data Processing Equipmnt Use-Intrnl | | $251.00 | ($251.00) |
| **Total Operation** | | | **$251.00** | **($251.00)** |
| **Net Contribution (use) of Unallocated General: 225620** | | | **$219,770.00** | **($219,770.00)** |

Report Package: Operating Ledger
report created by: Cats

Dec 4, 2007 3:45:09 PM

# BUDGET REPORT

Organization: 225623
Faculty Agreement-Duke

Report Name: Budget Report by Account

Fiscal Year: 2007-08

| ACCOUNT | ACCOUNT_DESC | Revenue Dollars | Expense Dollars | Net Contribution |
|---|---|---|---|---|
| 614000 | Faculty-Budget Pool | | $85,617.00 | ($85,617.00) |
| **Total Personnel Services** | | | **$85,617.00** | **($85,617.00)** |
| 623100 | Staff Benefits-Faculty | | $21,918.00 | ($21,918.00) |
| **Total Benefits** | | | **$21,918.00** | **($21,918.00)** |
| 774100 | Data Processing Equipmnt Use-Intrnl | | $339.00 | ($339.00) |
| **Total Operation** | | | **$339.00** | **($339.00)** |
| **Net Contribution (use) of Unallocated General: 225623** | | | **$107,874.00** | **($107,874.00)** |

Report Package: Operating Ledger
report created by: Cats

Dec 4, 2007 3:45:09 PM

# BUDGET REPORT

Organization: 225625
Faculty Agreement-Guy

Report Name: Budget Report by Account

Fiscal Year: 2007-08

| ACCOUNT | ACCOUNT_DESC | Revenue Dollars | Expense Dollars | Net Contribution |
|---|---|---|---|---|
| 774100 | Data Processing Equipmnt Use-Intrnl | | $163.00 | ($163.00) |
| Total Operation | | | **$163.00** | **($163.00)** |
| Net Contribution (use) of Unallocated General: 225625 | | | **$163.00** | **($163.00)** |

Report Package: Operating Ledger
report created by: Cats

Dec 4, 2007 3:45:09 PM

# BUDGET REPORT

Organization: 225628
Faculty Agreement-Reid

Report Name: Budget Report by Account

Fiscal Year: 2007-08

| ACCOUNT | ACCOUNT_DESC | Revenue Dollars | Expense Dollars | Net Contribution |
|---|---|---|---|---|
| 614000 | Faculty-Budget Pool | | $43,884.00 | ($43,884.00) |
| **Total Personnel Services** | | | **$43,884.00** | **($43,884.00)** |
| 623100 | Staff Benefits-Faculty | | $11,234.00 | ($11,234.00) |
| **Total Benefits** | | | **$11,234.00** | **($11,234.00)** |
| 774100 | Data Processing Equipmnt Use-Intrnl | | $170.00 | ($170.00) |
| **Total Operation** | | | **$170.00** | **($170.00)** |
| **Net Contribution (use) of Unallocated General: 225628** | | | **$55,288.00** | **($55,288.00)** |

Report Package: Operating Ledger
report created by: Cats

Dec 4, 2007 3:45:09 PM

# BUDGET REPORT

Organization: 225629
Faculty Agreement-Ventolini

Report Name: Budget Report by Account

Fiscal Year: 2007-08

| ACCOUNT | ACCOUNT_DESC | Revenue Dollars | Expense Dollars | Net Contribution |
|---|---|---|---|---|
| 614000 | Faculty-Budget Pool | | $109,974.00 | ($109,974.00) |
| **Total Personnel Services** | | | **$109,974.00** | **($109,974.00)** |
| 623100 | Staff Benefits-Faculty | | $28,153.00 | ($28,153.00) |
| **Total Benefits** | | | **$28,153.00** | **($28,153.00)** |
| 774100 | Data Processing Equipmnt Use-Intrnl | | $234.00 | ($234.00) |
| **Total Operation** | | | **$234.00** | **($234.00)** |
| **Net Contribution (use) of Unallocated General: 225629** | | | **$138,361.00** | **($138,361.00)** |

Report Package: Operating Ledger
report created by: Cats

Dec 4, 2007 3:45:09 PM

# BUDGET REPORT

Organization: OSM55
Orthopedic Surgery

Report Name: Budget Report by Account

Fiscal Year: 2007-08

| ACCOUNT | ACCOUNT_DESC | Revenue Dollars | Expense Dollars | Net Contribution |
|---|---|---|---|---|
| 611100 | Unclassified-Contract | | $58,852.00 | ($58,852.00) |
| 612200 | NonExempt Unclassified Hourly | | $34,577.00 | ($34,577.00) |
| 614000 | Faculty-Budget Pool | | $285,799.00 | ($285,799.00) |
| **Total Personnel Services** | | | **$379,228.00** | **($379,228.00)** |
| 621100 | Staff Benefits-Unclassified | | $35,877.00 | ($35,877.00) |
| 623100 | Staff Benefits-Faculty | | $71,956.00 | ($71,956.00) |
| **Total Benefits** | | | **$107,833.00** | **($107,833.00)** |
| 730000 | Budget Pool-Supplies | | $5,000.00 | ($5,000.00) |
| 740000 | Budget Pool-Travel | | $15,000.00 | ($15,000.00) |
| 774100 | Data Processing Equipmnt Use-Intrnl | | $1,382.00 | ($1,382.00) |
| **Total Operation** | | | **$21,382.00** | **($21,382.00)** |
| **Net Contribution (use) of Unallocated General: OSM55** | | | **$508,443.00** | **($508,443.00)** |

Report Package: Operating Ledger
report created by: Cats

Dec 4, 2007 3:40:19 PM

# BUDGET REPORT

Organization: OSM551
Orthopedic Surgery

Report Name: Budget Report by Account

Fiscal Year: 2007-08

| ACCOUNT | ACCOUNT_DESC | Revenue Dollars | Expense Dollars | Net Contribution |
|---|---|---|---|---|
| 611100 | Unclassified-Contract | | $58,852.00 | ($58,852.00) |
| 612200 | NonExempt Unclassified Hourly | | $34,577.00 | ($34,577.00) |
| **Total Personnel Services** | | | **$93,429.00** | **($93,429.00)** |
| 621100 | Staff Benefits-Unclassified | | $35,877.00 | ($35,877.00) |
| **Total Benefits** | | | **$35,877.00** | **($35,877.00)** |
| 730000 | Budget Pool-Supplies | | $5,000.00 | ($5,000.00) |
| 740000 | Budget Pool-Travel | | $15,000.00 | ($15,000.00) |
| 774100 | Data Processing Equipmnt Use-Intrnl | | $678.00 | ($678.00) |
| **Total Operation** | | | **$20,678.00** | **($20,678.00)** |
| **Net Contribution (use) of Unallocated General: OSM551** | | | **$149,984.00** | **($149,984.00)** |

Report Package: Operating Ledger
report created by: Cats

Dec 4, 2007 3:42:14 PM

# BUDGET REPORT

Organization: 226700
Orthopedic Surgery

Report Name: Budget Report by Account

Fiscal Year: 2007-08

| ACCOUNT | ACCOUNT_DESC | Revenue Dollars | Expense Dollars | Net Contribution |
|---|---|---|---|---|
| 611100 | Unclassified-Contract | | $58,852.00 | ($58,852.00) |
| 612200 | NonExempt Unclassified Hourly | | $34,577.00 | ($34,577.00) |
| **Total Personnel Services** | | | **$93,429.00** | **($93,429.00)** |
| 621100 | Staff Benefits-Unclassified | | $35,877.00 | ($35,877.00) |
| **Total Benefits** | | | **$35,877.00** | **($35,877.00)** |
| 730000 | Budget Pool-Supplies | | $5,000.00 | ($5,000.00) |
| 740000 | Budget Pool-Travel | | $15,000.00 | ($15,000.00) |
| 774100 | Data Processing Equipmnt Use-Intrnl | | $678.00 | ($678.00) |
| **Total Operation** | | | **$20,678.00** | **($20,678.00)** |
| **Net Contribution (use) of Unallocated General: 226700** | | | **$149,984.00** | **($149,984.00)** |

Report Package: Operating Ledger
report created by: Cats

Dec 4, 2007 3:45:09 PM

# BUDGET REPORT

Organization: OSM552
Faculty Agreements-Ortho. Surgery

Report Name: Budget Report by Account

Fiscal Year: 2007-08

| ACCOUNT | ACCOUNT_DESC | Revenue Dollars | Expense Dollars | Net Contribution |
|---|---|---|---|---|
| 614000 | Faculty-Budget Pool | | $285,799.00 | ($285,799.00) |
| **Total Personnel Services** | | | **$285,799.00** | **($285,799.00)** |
| 623100 | Staff Benefits-Faculty | | $71,956.00 | ($71,956.00) |
| **Total Benefits** | | | **$71,956.00** | **($71,956.00)** |
| 774100 | Data Processing Equipmnt Use-Intrnl | | $704.00 | ($704.00) |
| **Total Operation** | | | **$704.00** | **($704.00)** |
| **Net Contribution (use) of Unallocated General: OSM552** | | | **$358,459.00** | **($358,459.00)** |

Report Package: Operating Ledger
report created by: Cats

Dec 4, 2007 3:42:14 PM

# BUDGET REPORT

Organization: 226720
Faculty Agreement-Crosby

Report Name: Budget Report by Account

Fiscal Year: 2007-08

| ACCOUNT | ACCOUNT_DESC | Revenue Dollars | Expense Dollars | Net Contribution |
|---|---|---|---|---|
| 614000 | Faculty-Budget Pool | | $117,169.00 | ($117,169.00) |
| **Total Personnel Services** | | | **$117,169.00** | **($117,169.00)** |
| 623100 | Staff Benefits-Faculty | | $29,995.00 | ($29,995.00) |
| **Total Benefits** | | | **$29,995.00** | **($29,995.00)** |
| 774100 | Data Processing Equipmnt Use-Intrnl | | $170.00 | ($170.00) |
| **Total Operation** | | | **$170.00** | **($170.00)** |
| **Net Contribution (use) of Unallocated General: 226720** | | | **$147,334.00** | **($147,334.00)** |

Report Package: Operating Ledger
report created by: Cats

Dec 4, 2007 3:45:09 PM

# BUDGET REPORT

Organization: 226722
Faculty Agreement-Laughlin

Report Name: Budget Report by Account

Fiscal Year: 2007-08

| ACCOUNT | ACCOUNT_DESC | Revenue Dollars | Expense Dollars | Net Contribution |
|---|---|---|---|---|
| 614000 | Faculty-Budget Pool | | $61,524.00 | ($61,524.00) |
| **Total Personnel Services** | | | **$61,524.00** | **($61,524.00)** |
| 623100 | Staff Benefits-Faculty | | $15,750.00 | ($15,750.00) |
| **Total Benefits** | | | **$15,750.00** | **($15,750.00)** |
| 774100 | Data Processing Equipmnt Use-Intrnl | | $170.00 | ($170.00) |
| **Total Operation** | | | **$170.00** | **($170.00)** |
| **Net Contribution (use) of Unallocated General: 226722** | | | **$77,444.00** | **($77,444.00)** |

Report Package: Operating Ledger
report created by: Cats

Dec 4, 2007 3:45:09 PM

# BUDGET REPORT

Organization: 226723
Faculty Agreement-Lawless

Report Name: Budget Report by Account

Fiscal Year: 2007-08

| ACCOUNT | ACCOUNT_DESC | Revenue Dollars | Expense Dollars | Net Contribution |
|---|---|---|---|---|
| 614000 | Faculty-Budget Pool | | $43,994.00 | ($43,994.00) |
| **Total Personnel Services** | | | **$43,994.00** | **($43,994.00)** |
| 623100 | Staff Benefits-Faculty | | $11,262.00 | ($11,262.00) |
| **Total Benefits** | | | **$11,262.00** | **($11,262.00)** |
| 774100 | Data Processing Equipmnt Use-Intrnl | | $170.00 | ($170.00) |
| **Total Operation** | | | **$170.00** | **($170.00)** |
| **Net Contribution (use) of Unallocated General: 226723** | | | **$55,426.00** | **($55,426.00)** |

Report Package: Operating Ledger
report created by: Cats

Dec 4, 2007 3:45:09 PM

# BUDGET REPORT

Organization: 226724
Faculty Agreement-Prayson

Report Name: Budget Report by Account

Fiscal Year: 2007-08

| ACCOUNT | ACCOUNT_DESC | Revenue Dollars | Expense Dollars | Net Contribution |
|---|---|---|---|---|
| 614000 | Faculty-Budget Pool | | $53,370.00 | ($53,370.00) |
| **Total Personnel Services** | | | **$53,370.00** | **($53,370.00)** |
| 623100 | Staff Benefits-Faculty | | $13,663.00 | ($13,663.00) |
| **Total Benefits** | | | **$13,663.00** | **($13,663.00)** |
| 774100 | Data Processing Equipmnt Use-Intrnl | | $170.00 | ($170.00) |
| **Total Operation** | | | **$170.00** | **($170.00)** |
| **Net Contribution (use) of Unallocated General: 226724** | | | **$67,203.00** | **($67,203.00)** |

Report Package: Operating Ledger
report created by: Cats

Dec 4, 2007 3:45:09 PM

# BUDGET REPORT

Organization: 226725

Report Name: Budget Report by Account

Faculty Agreement-Krishnamurthy A.

Fiscal Year: 2007-08

| ACCOUNT | ACCOUNT_DESC | Revenue Dollars | Expense Dollars | Net Contribution |
|---|---|---|---|---|
| 614000 | Faculty-Budget Pool | | $9,742.00 | ($9,742.00) |
| **Total Personnel Services** | | | **$9,742.00** | **($9,742.00)** |
| 623100 | Staff Benefits-Faculty | | $1,286.00 | ($1,286.00) |
| **Total Benefits** | | | **$1,286.00** | **($1,286.00)** |
| 774100 | Data Processing Equipmnt Use-Intrnl | | $24.00 | ($24.00) |
| **Total Operation** | | | **$24.00** | **($24.00)** |
| **Net Contribution (use) of Unallocated General: 226725** | | | **$11,052.00** | **($11,052.00)** |

Report Package: Operating Ledger

report created by: Cats

Dec 4, 2007 3:45:09 PM

# BUDGET REPORT

Organization: PCL55
Pharmacology & Toxicology-SOM

Report Name: Budget Report by Account

Fiscal Year: 2007-08

| ACCOUNT | ACCOUNT_DESC | Revenue Dollars | Expense Dollars | Net Contribution |
|---|---|---|---|---|
| 611100 | Unclassified-Contract | | $54,518.00 | ($54,518.00) |
| 612000 | Classified-Budget Pool | | $53,382.00 | ($53,382.00) |
| 612200 | NonExempt Unclassified Hourly | | $20,531.00 | ($20,531.00) |
| 614000 | Faculty-Budget Pool | | $1,031,594.00 | ($1,031,594.00) |
| **Total Personnel Services** | | | **$1,160,025.00** | **($1,160,025.00)** |
| 621100 | Staff Benefits-Unclassified | | $28,819.00 | ($28,819.00) |
| 622100 | Staff Benefits-Classified/Exmt Hrly | | $24,823.00 | ($24,823.00) |
| 623100 | Staff Benefits-Faculty | | $264,089.00 | ($264,089.00) |
| **Total Benefits** | | | **$317,731.00** | **($317,731.00)** |
| 730000 | Budget Pool-Supplies | | $11,000.00 | ($11,000.00) |
| 740000 | Budget Pool-Travel | | $25,000.00 | ($25,000.00) |
| 750000 | Budget Pool-Info & Communications | | $13,000.00 | ($13,000.00) |
| 774100 | Data Processing Equipmnt Use-Intrnl | | $5,274.00 | ($5,274.00) |
| 777000 | Budget Pool-Other Miscellaneous | | $56,169.00 | ($56,169.00) |
| **Total Operation** | | | **$110,443.00** | **($110,443.00)** |
| **Net Contribution (use) of Unallocated General: PCL55** | | | **$1,588,199.00** | **($1,588,199.00)** |

Report Package: Operating Ledger
report created by: Cats

Dec 4, 2007 3:40:19 PM

# BUDGET REPORT

Organization: PCL551
Pharmacology & Toxicology-SOM

Report Name: Budget Report by Account

Fiscal Year: 2007-08

| ACCOUNT | ACCOUNT_DESC | Revenue Dollars | Expense Dollars | Net Contribution |
|---|---|---|---|---|
| 611100 | Unclassified-Contract | | $54,518.00 | ($54,518.00) |
| 612000 | Classified-Budget Pool | | $53,382.00 | ($53,382.00) |
| 612200 | NonExempt Unclassified Hourly | | $20,531.00 | ($20,531.00) |
| 614000 | Faculty-Budget Pool | | $96,982.00 | ($96,982.00) |
| Total Personnel Services | | | **$225,413.00** | **($225,413.00)** |
| 621100 | Staff Benefits-Unclassified | | $28,819.00 | ($28,819.00) |
| 622100 | Staff Benefits-Classified/Exmt Hrly | | $24,823.00 | ($24,823.00) |
| 623100 | Staff Benefits-Faculty | | $24,827.00 | ($24,827.00) |
| Total Benefits | | | **$78,469.00** | **($78,469.00)** |
| 730000 | Budget Pool-Supplies | | $11,000.00 | ($11,000.00) |
| 740000 | Budget Pool-Travel | | $25,000.00 | ($25,000.00) |
| 750000 | Budget Pool-Info & Communications | | $13,000.00 | ($13,000.00) |
| 774100 | Data Processing Equipmnt Use-Intrnl | | $1,698.00 | ($1,698.00) |
| 777000 | Budget Pool-Other Miscellaneous | | $56,169.00 | ($56,169.00) |
| Total Operation | | | **$106,867.00** | **($106,867.00)** |
| Net Contribution (use) of Unallocated General: PCL551 | | | **$410,749.00** | **($410,749.00)** |

Report Package: Operating Ledger
report created by: Cats

Dec 4, 2007 3:42:14 PM

# BUDGET REPORT

Organization: 226100
Pharmacology & Toxicology-SOM

Report Name: Budget Report by Account

Fiscal Year: 2007-08

| ACCOUNT | ACCOUNT_DESC | Revenue Dollars | Expense Dollars | Net Contribution |
|---|---|---|---|---|
| 612000 | Classified-Budget Pool | | $53,382.00 | ($53,382.00) |
| **Total Personnel Services** | | | **$53,382.00** | **($53,382.00)** |
| 622100 | Staff Benefits-Classified/Exmt Hrly | | $24,823.00 | ($24,823.00) |
| **Total Benefits** | | | **$24,823.00** | **($24,823.00)** |
| 730000 | Budget Pool-Supplies | | $6,000.00 | ($6,000.00) |
| 740000 | Budget Pool-Travel | | $15,000.00 | ($15,000.00) |
| 750000 | Budget Pool-Info & Communications | | $8,000.00 | ($8,000.00) |
| 774100 | Data Processing Equipmnt Use-Intrnl | | $678.00 | ($678.00) |
| **Total Operation** | | | **$29,678.00** | **($29,678.00)** |
| **Net Contribution (use) of Unallocated General: 226100** | | | **$107,883.00** | **($107,883.00)** |

Report Package: Operating Ledger
report created by: Cats

Dec 4, 2007 3:45:09 PM

# BUDGET REPORT

Organization: 226110
Pharm/Tox St Train Minority Stdts

Report Name: Budget Report by Account

Fiscal Year: 2007-08

| ACCOUNT | ACCOUNT_DESC | Revenue Dollars | Expense Dollars | Net Contribution |
|---|---|---|---|---|
| 611100 | Unclassified-Contract | | $37,013.00 | ($37,013.00) |
| **Total Personnel Services** | | | **$37,013.00** | **($37,013.00)** |
| 621100 | Staff Benefits-Unclassified | | $14,213.00 | ($14,213.00) |
| **Total Benefits** | | | **$14,213.00** | **($14,213.00)** |
| 774100 | Data Processing Equipmnt Use-Intrnl | | $339.00 | ($339.00) |
| **Total Operation** | | | **$339.00** | **($339.00)** |
| **Net Contribution (use) of Unallocated General: 226110** | | | **$51,565.00** | **($51,565.00)** |

Report Package: Operating Ledger
report created by: Cats

Dec 4, 2007 3:45:09 PM

# BUDGET REPORT

Organization: 226120
Masters in Pharmacology

Report Name: Budget Report by Account

Fiscal Year: 2007-08

| ACCOUNT | ACCOUNT_DESC | Revenue Dollars | Expense Dollars | Net Contribution |
|---|---|---|---|---|
| 611100 | Unclassified-Contract | | $17,505.00 | ($17,505.00) |
| 612200 | NonExempt Unclassified Hourly | | $20,531.00 | ($20,531.00) |
| 614000 | Faculty-Budget Pool | | $96,982.00 | ($96,982.00) |
| **Total Personnel Services** | | | **$135,018.00** | **($135,018.00)** |
| 621100 | Staff Benefits-Unclassified | | $14,606.00 | ($14,606.00) |
| 623100 | Staff Benefits-Faculty | | $24,827.00 | ($24,827.00) |
| **Total Benefits** | | | **$39,433.00** | **($39,433.00)** |
| 730000 | Budget Pool-Supplies | | $5,000.00 | ($5,000.00) |
| 740000 | Budget Pool-Travel | | $10,000.00 | ($10,000.00) |
| 750000 | Budget Pool-Info & Communications | | $5,000.00 | ($5,000.00) |
| 774100 | Data Processing Equipmnt Use-Intrnl | | $681.00 | ($681.00) |
| 777000 | Budget Pool-Other Miscellaneous | | $56,169.00 | ($56,169.00) |
| **Total Operation** | | | **$76,850.00** | **($76,850.00)** |
| **Net Contribution (use) of Unallocated General: 226120** | | | **$251,301.00** | **($251,301.00)** |

Report Package: Operating Ledger
report created by: Cats

Dec 4, 2007 3:45:09 PM

# BUDGET REPORT

Organization: PCL552

Report Name: Budget Report by Account

Research Incentive Funds-Pharm &Tox

Fiscal Year: 2007-08

| ACCOUNT | ACCOUNT_DESC | Revenue Dollars | Expense Dollars | Net Contribution |
|---|---|---|---|---|
| 614000 | Faculty-Budget Pool | | $934,612.00 | ($934,612.00) |
| **Total Personnel Services** | | | **$934,612.00** | **($934,612.00)** |
| 623100 | Staff Benefits-Faculty | | $239,262.00 | ($239,262.00) |
| **Total Benefits** | | | **$239,262.00** | **($239,262.00)** |
| 774100 | Data Processing Equipmnt Use-Intrnl | | $3,576.00 | ($3,576.00) |
| **Total Operation** | | | **$3,576.00** | **($3,576.00)** |
| **Net Contribution (use) of Unallocated General: PCL552** | | | **$1,177,450.00** | **($1,177,450.00)** |

Report Package: Operating Ledger

report created by: Cats

Dec 4, 2007 3:42:14 PM

# BUDGET REPORT

Organization: 226102
RIF-PT-Mariana Morris

Report Name: Budget Report by Account

Fiscal Year: 2007-08

| ACCOUNT | ACCOUNT_DESC | Revenue Dollars | Expense Dollars | Net Contribution |
|---|---|---|---|---|
| 614000 | Faculty-Budget Pool | | $183,182.00 | ($183,182.00) |
| **Total Personnel Services** | | | **$183,182.00** | **($183,182.00)** |
| 623100 | Staff Benefits-Faculty | | $46,895.00 | ($46,895.00) |
| **Total Benefits** | | | **$46,895.00** | **($46,895.00)** |
| 774100 | Data Processing Equipmnt Use-Intrnl | | $339.00 | ($339.00) |
| **Total Operation** | | | **$339.00** | **($339.00)** |
| **Net Contribution (use) of Unallocated General: 226102** | | | **$230,416.00** | **($230,416.00)** |

Report Package: Operating Ledger
report created by: Cats

Dec 4, 2007 3:45:09 PM

# BUDGET REPORT

Organization: 226103
RIF-PT-David Cool

Report Name: Budget Report by Account

Fiscal Year: 2007-08

| ACCOUNT | ACCOUNT_DESC | Revenue Dollars | Expense Dollars | Net Contribution |
|---|---|---|---|---|
| 614000 | Faculty-Budget Pool | | $68,924.00 | ($68,924.00) |
| **Total Personnel Services** | | | **$68,924.00** | **($68,924.00)** |
| 623100 | Staff Benefits-Faculty | | $17,645.00 | ($17,645.00) |
| **Total Benefits** | | | **$17,645.00** | **($17,645.00)** |
| 774100 | Data Processing Equipmnt Use-Intrnl | | $254.00 | ($254.00) |
| **Total Operation** | | | **$254.00** | **($254.00)** |
| **Net Contribution (use) of Unallocated General: 226103** | | | **$86,823.00** | **($86,823.00)** |

Report Package: Operating Ledger
report created by: Cats

Dec 4, 2007 3:45:09 PM

# BUDGET REPORT

Organization: 226105
RIF-PT-James Lucot

Report Name: Budget Report by Account

Fiscal Year: 2007-08

| ACCOUNT | ACCOUNT_DESC | Revenue Dollars | Expense Dollars | Net Contribution |
|---|---|---|---|---|
| 614000 | Faculty-Budget Pool | | $50,003.00 | ($50,003.00) |
| **Total Personnel Services** | | | **$50,003.00** | **($50,003.00)** |
| 623100 | Staff Benefits-Faculty | | $12,801.00 | ($12,801.00) |
| **Total Benefits** | | | **$12,801.00** | **($12,801.00)** |
| 774100 | Data Processing Equipmnt Use-Intrnl | | $170.00 | ($170.00) |
| **Total Operation** | | | **$170.00** | **($170.00)** |
| **Net Contribution (use) of Unallocated General: 226105** | | | **$62,974.00** | **($62,974.00)** |

Report Package: Operating Ledger
report created by: Cats

Dec 4, 2007 3:45:09 PM

# BUDGET REPORT

Organization: 226111
RIF-PT-James McDougal

Report Name: Budget Report by Account

Fiscal Year: 2007-08

| ACCOUNT | ACCOUNT_DESC | Revenue Dollars | Expense Dollars | Net Contribution |
|---|---|---|---|---|
| 614000 | Faculty-Budget Pool | | $116,602.00 | ($116,602.00) |
| **Total Personnel Services** | | | **$116,602.00** | **($116,602.00)** |
| 623100 | Staff Benefits-Faculty | | $29,850.00 | ($29,850.00) |
| **Total Benefits** | | | **$29,850.00** | **($29,850.00)** |
| 774100 | Data Processing Equipmnt Use-Intrnl | | $254.00 | ($254.00) |
| **Total Operation** | | | **$254.00** | **($254.00)** |
| **Net Contribution (use) of Unallocated General: 226111** | | | **$146,706.00** | **($146,706.00)** |

Report Package: Operating Ledger
report created by: Cats

Dec 4, 2007 3:45:09 PM

# BUDGET REPORT

Organization: 226116
RIF-PT-Norma Adragna

Report Name: Budget Report by Account

Fiscal Year: 2007-08

| ACCOUNT | ACCOUNT_DESC | Revenue Dollars | Expense Dollars | Net Contribution |
|---|---|---|---|---|
| 614000 | Faculty-Budget Pool | | $98,781.00 | ($98,781.00) |
| **Total Personnel Services** | | | **$98,781.00** | **($98,781.00)** |
| 623100 | Staff Benefits-Faculty | | $25,288.00 | ($25,288.00) |
| **Total Benefits** | | | **$25,288.00** | **($25,288.00)** |
| 774100 | Data Processing Equipmnt Use-Intrnl | | $339.00 | ($339.00) |
| **Total Operation** | | | **$339.00** | **($339.00)** |
| **Net Contribution (use) of Unallocated General: 226116** | | | **$124,408.00** | **($124,408.00)** |

Report Package: Operating Ledger
report created by: Cats

Dec 4, 2007 3:45:09 PM

# BUDGET REPORT

Organization: 226117
RIF-PT-Robert Koerker

Report Name: Budget Report by Account

Fiscal Year: 2007-08

| ACCOUNT | ACCOUNT_DESC | Revenue Dollars | Expense Dollars | Net Contribution |
|---|---|---|---|---|
| 614000 | Faculty-Budget Pool | | $60,677.00 | ($60,677.00) |
| **Total Personnel Services** | | | **$60,677.00** | **($60,677.00)** |
| 623100 | Staff Benefits-Faculty | | $15,533.00 | ($15,533.00) |
| **Total Benefits** | | | **$15,533.00** | **($15,533.00)** |
| 774100 | Data Processing Equipmnt Use-Intrnl | | $186.00 | ($186.00) |
| **Total Operation** | | | **$186.00** | **($186.00)** |
| **Net Contribution (use) of Unallocated General: 226117** | | | **$76,396.00** | **($76,396.00)** |

Report Package: Operating Ledger
report created by: Cats

Dec 4, 2007 3:45:09 PM

# BUDGET REPORT

Organization: 226118
RIF-PT-Tom Lockwood

Report Name: Budget Report by Account

Fiscal Year: 2007-08

| ACCOUNT | ACCOUNT_DESC | Revenue Dollars | Expense Dollars | Net Contribution |
|---|---|---|---|---|
| 614000 | Faculty-Budget Pool | | $69,735.00 | ($69,735.00) |
| **Total Personnel Services** | | | **$69,735.00** | **($69,735.00)** |
| 623100 | Staff Benefits-Faculty | | $17,852.00 | ($17,852.00) |
| **Total Benefits** | | | **$17,852.00** | **($17,852.00)** |
| 774100 | Data Processing Equipmnt Use-Intrnl | | $339.00 | ($339.00) |
| **Total Operation** | | | **$339.00** | **($339.00)** |
| **Net Contribution (use) of Unallocated General: 226118** | | | **$87,926.00** | **($87,926.00)** |

Report Package: Operating Ledger
report created by: Cats

Dec 4, 2007 3:45:09 PM

# BUDGET REPORT

Organization: 226119
RIF-PT-Alvarez-Leefman

Report Name: Budget Report by Account

Fiscal Year: 2007-08

| ACCOUNT | ACCOUNT_DESC | Revenue Dollars | Expense Dollars | Net Contribution |
|---|---|---|---|---|
| 614000 | Faculty-Budget Pool | | $107,670.00 | ($107,670.00) |
| **Total Personnel Services** | | | **$107,670.00** | **($107,670.00)** |
| 623100 | Staff Benefits-Faculty | | $27,564.00 | ($27,564.00) |
| **Total Benefits** | | | **$27,564.00** | **($27,564.00)** |
| 774100 | Data Processing Equipmnt Use-Intrnl | | $339.00 | ($339.00) |
| **Total Operation** | | | **$339.00** | **($339.00)** |
| **Net Contribution (use) of Unallocated General: 226119** | | | **$135,573.00** | **($135,573.00)** |

Report Package: Operating Ledger
report created by: Cats

Dec 4, 2007 3:45:09 PM

# BUDGET REPORT

Organization: 226121
RIF-PT-Sulentic

Report Name: Budget Report by Account

Fiscal Year: 2007-08

| ACCOUNT | ACCOUNT_DESC | Revenue Dollars | Expense Dollars | Net Contribution |
|---|---|---|---|---|
| 614000 | Faculty-Budget Pool | | $59,459.00 | ($59,459.00) |
| **Total Personnel Services** | | | **$59,459.00** | **($59,459.00)** |
| 623100 | Staff Benefits-Faculty | | $15,222.00 | ($15,222.00) |
| **Total Benefits** | | | **$15,222.00** | **($15,222.00)** |
| 774100 | Data Processing Equipmnt Use-Intrnl | | $339.00 | ($339.00) |
| **Total Operation** | | | **$339.00** | **($339.00)** |
| **Net Contribution (use) of Unallocated General: 226121** | | | **$75,020.00** | **($75,020.00)** |

Report Package: Operating Ledger
report created by: Cats

Dec 4, 2007 3:45:09 PM

# BUDGET REPORT

Organization: 226126
Start Up-Chen

Report Name: Budget Report by Account

Fiscal Year: 2007-08

| ACCOUNT | ACCOUNT_DESC | Revenue Dollars | Expense Dollars | Net Contribution |
|---|---|---|---|---|
| 774100 | Data Processing Equipmnt Use-Intrnl | | $339.00 | ($339.00) |
| Total Operation | | | **$339.00** | **($339.00)** |
| Net Contribution (use) of Unallocated General: 226126 | | | **$339.00** | **($339.00)** |

Report Package: Operating Ledger
report created by: Cats

Dec 4, 2007 3:45:09 PM

# BUDGET REPORT

Organization: 226129
RIF-PT-Elased

Report Name: Budget Report by Account

Fiscal Year: 2007-08

| ACCOUNT | ACCOUNT_DESC | Revenue Dollars | Expense Dollars | Net Contribution |
|---|---|---|---|---|
| 614000 | Faculty-Budget Pool | | $60,349.00 | ($60,349.00) |
| **Total Personnel Services** | | | **$60,349.00** | **($60,349.00)** |
| 623100 | Staff Benefits-Faculty | | $15,449.00 | ($15,449.00) |
| **Total Benefits** | | | **$15,449.00** | **($15,449.00)** |
| 774100 | Data Processing Equipmnt Use-Intrnl | | $339.00 | ($339.00) |
| **Total Operation** | | | **$339.00** | **($339.00)** |
| **Net Contribution (use) of Unallocated General: 226129** | | | **$76,137.00** | **($76,137.00)** |

Report Package: Operating Ledger
report created by: Cats

Dec 4, 2007 3:45:09 PM

# BUDGET REPORT

Organization: 226130
RIF-PT-Chen

Report Name: Budget Report by Account

Fiscal Year: 2007-08

| ACCOUNT | ACCOUNT_DESC | Revenue Dollars | Expense Dollars | Net Contribution |
|---|---|---|---|---|
| 614000 | Faculty-Budget Pool | | $59,230.00 | ($59,230.00) |
| **Total Personnel Services** | | | **$59,230.00** | **($59,230.00)** |
| 623100 | Staff Benefits-Faculty | | $15,163.00 | ($15,163.00) |
| **Total Benefits** | | | **$15,163.00** | **($15,163.00)** |
| 774100 | Data Processing Equipmnt Use-Intrnl | | $339.00 | ($339.00) |
| **Total Operation** | | | **$339.00** | **($339.00)** |
| **Net Contribution (use) of Unallocated General: 226130** | | | **$74,732.00** | **($74,732.00)** |

Report Package: Operating Ledger
report created by: Cats

Dec 4, 2007 3:45:09 PM

# BUDGET REPORT

Organization: PED55
Pediatrics

Report Name: Budget Report by Account

Fiscal Year: 2007-08

| ACCOUNT | ACCOUNT_DESC | Revenue Dollars | Expense Dollars | Net Contribution |
|---|---|---|---|---|
| 611100 | Unclassified-Contract | | $57,338.00 | ($57,338.00) |
| 612000 | Classified-Budget Pool | | $55,142.00 | ($55,142.00) |
| 614000 | Faculty-Budget Pool | | $1,020,294.00 | ($1,020,294.00) |
| 615500 | Faculty-Purchased | | $233,470.00 | ($233,470.00) |
| **Total Personnel Services** | | | **$1,366,244.00** | **($1,366,244.00)** |
| 621100 | Staff Benefits-Unclassified | | $22,018.00 | ($22,018.00) |
| 622100 | Staff Benefits-Classified/Exmt Hrly | | $25,641.00 | ($25,641.00) |
| 623100 | Staff Benefits-Faculty | | $261,194.00 | ($261,194.00) |
| **Total Benefits** | | | **$308,853.00** | **($308,853.00)** |
| 717000 | Budget Pool-Contracted Services | | $90,000.00 | ($90,000.00) |
| 730000 | Budget Pool-Supplies | | $6,000.00 | ($6,000.00) |
| 740000 | Budget Pool-Travel | | $15,000.00 | ($15,000.00) |
| 750000 | Budget Pool-Info & Communications | | $14,000.00 | ($14,000.00) |
| 774100 | Data Processing Equipmnt Use-Intrnl | | $3,971.00 | ($3,971.00) |
| **Total Operation** | | | **$128,971.00** | **($128,971.00)** |
| **Net Contribution (use) of Unallocated General: PED55** | | | **$1,804,068.00** | **($1,804,068.00)** |

Report Package: Operating Ledger
report created by: Cats

Dec 4, 2007 3:40:19 PM

# BUDGET REPORT

Organization: PED551
Pediatrics

Report Name: Budget Report by Account

Fiscal Year: 2007-08

| ACCOUNT | ACCOUNT_DESC | Revenue Dollars | Expense Dollars | Net Contribution |
|---|---|---|---|---|
| 611100 | Unclassified-Contract | | $57,338.00 | ($57,338.00) |
| 612000 | Classified-Budget Pool | | $55,142.00 | ($55,142.00) |
| 615500 | Faculty-Purchased | | $233,470.00 | ($233,470.00) |
| **Total Personnel Services** | | | **$345,950.00** | **($345,950.00)** |
| 621100 | Staff Benefits-Unclassified | | $22,018.00 | ($22,018.00) |
| 622100 | Staff Benefits-Classified/Exmt Hrly | | $25,641.00 | ($25,641.00) |
| **Total Benefits** | | | **$47,659.00** | **($47,659.00)** |
| 717000 | Budget Pool-Contracted Services | | $90,000.00 | ($90,000.00) |
| 730000 | Budget Pool-Supplies | | $6,000.00 | ($6,000.00) |
| 740000 | Budget Pool-Travel | | $15,000.00 | ($15,000.00) |
| 750000 | Budget Pool-Info & Communications | | $14,000.00 | ($14,000.00) |
| 774100 | Data Processing Equipmnt Use-Intrnl | | $1,017.00 | ($1,017.00) |
| **Total Operation** | | | **$126,017.00** | **($126,017.00)** |
| **Net Contribution (use) of Unallocated General: PED551** | | | **$519,626.00** | **($519,626.00)** |

Report Package: Operating Ledger
report created by: Cats

Dec 4, 2007 3:42:14 PM

# BUDGET REPORT

Organization: 226000
Pediatrics Instruction

Report Name: Budget Report by Account

Fiscal Year: 2007-08

| ACCOUNT | ACCOUNT_DESC | Revenue Dollars | Expense Dollars | Net Contribution |
|---|---|---|---|---|
| 611100 | Unclassified-Contract | | $57,338.00 | ($57,338.00) |
| 612000 | Classified-Budget Pool | | $55,142.00 | ($55,142.00) |
| 615500 | Faculty-Purchased | | $233,470.00 | ($233,470.00) |
| **Total Personnel Services** | | | **$345,950.00** | **($345,950.00)** |
| 621100 | Staff Benefits-Unclassified | | $22,018.00 | ($22,018.00) |
| 622100 | Staff Benefits-Classified/Exmt Hrly | | $25,641.00 | ($25,641.00) |
| **Total Benefits** | | | **$47,659.00** | **($47,659.00)** |
| 717000 | Budget Pool-Contracted Services | | $90,000.00 | ($90,000.00) |
| 730000 | Budget Pool-Supplies | | $6,000.00 | ($6,000.00) |
| 740000 | Budget Pool-Travel | | $15,000.00 | ($15,000.00) |
| 750000 | Budget Pool-Info & Communications | | $14,000.00 | ($14,000.00) |
| 774100 | Data Processing Equipmnt Use-Intrnl | | $1,017.00 | ($1,017.00) |
| **Total Operation** | | | **$126,017.00** | **($126,017.00)** |
| **Net Contribution (use) of Unallocated General: 226000** | | | **$519,626.00** | **($519,626.00)** |

Report Package: Operating Ledger
report created by: Cats

Dec 4, 2007 3:45:09 PM

# BUDGET REPORT

Organization: PED552
Faculty Agreements-Pediatrics

Report Name: Budget Report by Account

Fiscal Year: 2007-08

| ACCOUNT | ACCOUNT_DESC | Revenue Dollars | Expense Dollars | Net Contribution |
|---|---|---|---|---|
| 614000 | Faculty-Budget Pool | | $1,020,294.00 | ($1,020,294.00) |
| **Total Personnel Services** | | | **$1,020,294.00** | **($1,020,294.00)** |
| 623100 | Staff Benefits-Faculty | | $261,194.00 | ($261,194.00) |
| **Total Benefits** | | | **$261,194.00** | **($261,194.00)** |
| 774100 | Data Processing Equipmnt Use-Intrnl | | $2,557.00 | ($2,557.00) |
| **Total Operation** | | | **$2,557.00** | **($2,557.00)** |
| **Net Contribution (use) of Unallocated General: PED552** | | | **$1,284,045.00** | **($1,284,045.00)** |

Report Package: Operating Ledger
report created by: Cats

Dec 4, 2007 3:42:14 PM

# BUDGET REPORT

Organization: 226020
Faculty Agreement-Alter

Report Name: Budget Report by Account

Fiscal Year: 2007-08

| ACCOUNT | ACCOUNT_DESC | Revenue Dollars | Expense Dollars | Net Contribution |
|---|---|---|---|---|
| 614000 | Faculty-Budget Pool | | $47,922.00 | ($47,922.00) |
| **Total Personnel Services** | | | **$47,922.00** | **($47,922.00)** |
| 623100 | Staff Benefits-Faculty | | $12,268.00 | ($12,268.00) |
| **Total Benefits** | | | **$12,268.00** | **($12,268.00)** |
| 774100 | Data Processing Equipmnt Use-Intrnl | | $176.00 | ($176.00) |
| **Total Operation** | | | **$176.00** | **($176.00)** |
| **Net Contribution (use) of Unallocated General: 226020** | | | **$60,366.00** | **($60,366.00)** |

Report Package: Operating Ledger
report created by: Cats

Dec 4, 2007 3:45:09 PM

# BUDGET REPORT

Organization: 226021
Faculty Agreement-Burke

Report Name: Budget Report by Account

Fiscal Year: 2007-08

| ACCOUNT | ACCOUNT_DESC | Revenue Dollars | Expense Dollars | Net Contribution |
|---|---|---|---|---|
| 614000 | Faculty-Budget Pool | | $78,266.00 | ($78,266.00) |
| **Total Personnel Services** | | | **$78,266.00** | **($78,266.00)** |
| 623100 | Staff Benefits-Faculty | | $20,036.00 | ($20,036.00) |
| **Total Benefits** | | | **$20,036.00** | **($20,036.00)** |
| 774100 | Data Processing Equipmnt Use-Intrnl | | $244.00 | ($244.00) |
| **Total Operation** | | | **$244.00** | **($244.00)** |
| **Net Contribution (use) of Unallocated General: 226021** | | | **$98,546.00** | **($98,546.00)** |

Report Package: Operating Ledger
report created by: Cats

Dec 4, 2007 3:45:09 PM

# BUDGET REPORT

Organization: 226022
Faculty Agreement-Forbis

Report Name: Budget Report by Account

Fiscal Year: 2007-08

| ACCOUNT | ACCOUNT_DESC | Revenue Dollars | Expense Dollars | Net Contribution |
|---|---|---|---|---|
| 614000 | Faculty-Budget Pool | | $14,077.00 | ($14,077.00) |
| **Total Personnel Services** | | | **$14,077.00** | **($14,077.00)** |
| 623100 | Staff Benefits-Faculty | | $3,604.00 | ($3,604.00) |
| **Total Benefits** | | | **$3,604.00** | **($3,604.00)** |
| 774100 | Data Processing Equipmnt Use-Intrnl | | $71.00 | ($71.00) |
| **Total Operation** | | | **$71.00** | **($71.00)** |
| **Net Contribution (use) of Unallocated General: 226022** | | | **$17,752.00** | **($17,752.00)** |

Report Package: Operating Ledger
report created by: Cats

Dec 4, 2007 3:45:09 PM

# BUDGET REPORT

Organization: 226023
Faculty Agreement-Hicks

Report Name: Budget Report by Account

Fiscal Year: 2007-08

| ACCOUNT | ACCOUNT_DESC | Revenue Dollars | Expense Dollars | Net Contribution |
|---|---|---|---|---|
| 614000 | Faculty-Budget Pool | | $30,000.00 | ($30,000.00) |
| **Total Personnel Services** | | | **$30,000.00** | **($30,000.00)** |
| 623100 | Staff Benefits-Faculty | | $7,680.00 | ($7,680.00) |
| **Total Benefits** | | | **$7,680.00** | **($7,680.00)** |
| 774100 | Data Processing Equipmnt Use-Intrnl | | $176.00 | ($176.00) |
| **Total Operation** | | | **$176.00** | **($176.00)** |
| **Net Contribution (use) of Unallocated General: 226023** | | | **$37,856.00** | **($37,856.00)** |

Report Package: Operating Ledger
report created by: Cats

Dec 4, 2007 3:45:09 PM

# BUDGET REPORT

Organization: 226024
Faculty Agreement-Lacey

Report Name: Budget Report by Account

Fiscal Year: 2007-08

| ACCOUNT | ACCOUNT_DESC | Revenue Dollars | Expense Dollars | Net Contribution |
|---|---|---|---|---|
| 614000 | Faculty-Budget Pool | | $58,636.00 | ($58,636.00) |
| **Total Personnel Services** | | | **$58,636.00** | **($58,636.00)** |
| 623100 | Staff Benefits-Faculty | | $15,011.00 | ($15,011.00) |
| **Total Benefits** | | | **$15,011.00** | **($15,011.00)** |
| 774100 | Data Processing Equipmnt Use-Intrnl | | $237.00 | ($237.00) |
| **Total Operation** | | | **$237.00** | **($237.00)** |
| **Net Contribution (use) of Unallocated General: 226024** | | | **$73,884.00** | **($73,884.00)** |

Report Package: Operating Ledger
report created by: Cats

Dec 4, 2007 3:45:09 PM

# BUDGET REPORT

Organization: 226025
Faculty Agreement-Mezoff

Report Name: Budget Report by Account

Fiscal Year: 2007-08

| ACCOUNT | ACCOUNT_DESC | Revenue Dollars | Expense Dollars | Net Contribution |
|---|---|---|---|---|
| 614000 | Faculty-Budget Pool | | $65,301.00 | ($65,301.00) |
| **Total Personnel Services** | | | **$65,301.00** | **($65,301.00)** |
| 623100 | Staff Benefits-Faculty | | $16,717.00 | ($16,717.00) |
| **Total Benefits** | | | **$16,717.00** | **($16,717.00)** |
| 774100 | Data Processing Equipmnt Use-Intrnl | | $190.00 | ($190.00) |
| **Total Operation** | | | **$190.00** | **($190.00)** |
| **Net Contribution (use) of Unallocated General: 226025** | | | **$82,208.00** | **($82,208.00)** |

Report Package: Operating Ledger
report created by: Cats

Dec 4, 2007 3:45:09 PM

# BUDGET REPORT

Organization: 226026
Faculty Agreement-Miller

Report Name: Budget Report by Account

Fiscal Year: 2007-08

| ACCOUNT | ACCOUNT_DESC | Revenue Dollars | Expense Dollars | Net Contribution |
|---|---|---|---|---|
| 614000 | Faculty-Budget Pool | | $50,376.00 | ($50,376.00) |
| **Total Personnel Services** | | | **$50,376.00** | **($50,376.00)** |
| 623100 | Staff Benefits-Faculty | | $12,896.00 | ($12,896.00) |
| **Total Benefits** | | | **$12,896.00** | **($12,896.00)** |
| 774100 | Data Processing Equipmnt Use-Intrnl | | $176.00 | ($176.00) |
| **Total Operation** | | | **$176.00** | **($176.00)** |
| **Net Contribution (use) of Unallocated General: 226026** | | | **$63,448.00** | **($63,448.00)** |

Report Package: Operating Ledger
report created by: Cats

Dec 4, 2007 3:45:09 PM

# BUDGET REPORT

Organization: 226027
Faculty Agreement-Mueller

Report Name: Budget Report by Account

Fiscal Year: 2007-08

| ACCOUNT | ACCOUNT_DESC | Revenue Dollars | Expense Dollars | Net Contribution |
|---|---|---|---|---|
| 614000 | Faculty-Budget Pool | | $7,580.00 | ($7,580.00) |
| **Total Personnel Services** | | | **$7,580.00** | **($7,580.00)** |
| 623100 | Staff Benefits-Faculty | | $1,940.00 | ($1,940.00) |
| **Total Benefits** | | | **$1,940.00** | **($1,940.00)** |
| 774100 | Data Processing Equipmnt Use-Intrnl | | $37.00 | ($37.00) |
| **Total Operation** | | | **$37.00** | **($37.00)** |
| **Net Contribution (use) of Unallocated General: 226027** | | | **$9,557.00** | **($9,557.00)** |

Report Package: Operating Ledger
report created by: Cats

Dec 4, 2007 3:45:09 PM

# BUDGET REPORT

Organization: 226028
Faculty Agreement-Pickoff

Report Name: Budget Report by Account

Fiscal Year: 2007-08

| ACCOUNT | ACCOUNT_DESC | Revenue Dollars | Expense Dollars | Net Contribution |
|---|---|---|---|---|
| 614000 | Faculty-Budget Pool | | $175,329.00 | ($175,329.00) |
| **Total Personnel Services** | | | **$175,329.00** | **($175,329.00)** |
| 623100 | Staff Benefits-Faculty | | $44,884.00 | ($44,884.00) |
| **Total Benefits** | | | **$44,884.00** | **($44,884.00)** |
| 774100 | Data Processing Equipmnt Use-Intrnl | | $234.00 | ($234.00) |
| **Total Operation** | | | **$234.00** | **($234.00)** |
| **Net Contribution (use) of Unallocated General: 226028** | | | **$220,447.00** | **($220,447.00)** |

Report Package: Operating Ledger
report created by: Cats

Dec 4, 2007 3:45:09 PM

# BUDGET REPORT

Organization: 226030
Faculty Agreement-Steffan

Report Name: Budget Report by Account

Fiscal Year: 2007-08

| ACCOUNT | ACCOUNT_DESC | Revenue Dollars | Expense Dollars | Net Contribution |
|---|---|---|---|---|
| 614000 | Faculty-Budget Pool | | $8,346.00 | ($8,346.00) |
| **Total Personnel Services** | | | **$8,346.00** | **($8,346.00)** |
| 623100 | Staff Benefits-Faculty | | $2,137.00 | ($2,137.00) |
| **Total Benefits** | | | **$2,137.00** | **($2,137.00)** |
| 774100 | Data Processing Equipmnt Use-Intrnl | | $37.00 | ($37.00) |
| **Total Operation** | | | **$37.00** | **($37.00)** |
| **Net Contribution (use) of Unallocated General: 226030** | | | **$10,520.00** | **($10,520.00)** |

Report Package: Operating Ledger
report created by: Cats

Dec 4, 2007 3:45:09 PM

# BUDGET REPORT

Organization: 226031
Faculty Agreement-Urban

Report Name: Budget Report by Account

Fiscal Year: 2007-08

| ACCOUNT | ACCOUNT_DESC | Revenue Dollars | Expense Dollars | Net Contribution |
|---|---|---|---|---|
| 614000 | Faculty-Budget Pool | | $65,509.00 | ($65,509.00) |
| **Total Personnel Services** | | | **$65,509.00** | **($65,509.00)** |
| 623100 | Staff Benefits-Faculty | | $16,770.00 | ($16,770.00) |
| **Total Benefits** | | | **$16,770.00** | **($16,770.00)** |
| 774100 | Data Processing Equipmnt Use-Intrnl | | $176.00 | ($176.00) |
| **Total Operation** | | | **$176.00** | **($176.00)** |
| **Net Contribution (use) of Unallocated General: 226031** | | | **$82,455.00** | **($82,455.00)** |

Report Package: Operating Ledger
report created by: Cats

Dec 4, 2007 3:45:09 PM

# BUDGET REPORT

Organization: 226032
Faculty Agreement-Pascoe

Report Name: Budget Report by Account

Fiscal Year: 2007-08

| ACCOUNT | ACCOUNT_DESC | Revenue Dollars | Expense Dollars | Net Contribution |
|---|---|---|---|---|
| 614000 | Faculty-Budget Pool | | $181,735.00 | ($181,735.00) |
| **Total Personnel Services** | | | **$181,735.00** | **($181,735.00)** |
| 623100 | Staff Benefits-Faculty | | $46,524.00 | ($46,524.00) |
| **Total Benefits** | | | **$46,524.00** | **($46,524.00)** |
| 774100 | Data Processing Equipmnt Use-Intrnl | | $339.00 | ($339.00) |
| **Total Operation** | | | **$339.00** | **($339.00)** |
| **Net Contribution (use) of Unallocated General: 226032** | | | **$228,598.00** | **($228,598.00)** |

Report Package: Operating Ledger
report created by: Cats

Dec 4, 2007 3:45:09 PM

# BUDGET REPORT

Organization: 226033
Faculty Agreement-Stolfi

Report Name: Budget Report by Account

Fiscal Year: 2007-08

| ACCOUNT | ACCOUNT_DESC | Revenue Dollars | Expense Dollars | Net Contribution |
|---|---|---|---|---|
| 614000 | Faculty-Budget Pool | | $69,560.00 | ($69,560.00) |
| **Total Personnel Services** | | | **$69,560.00** | **($69,560.00)** |
| 623100 | Staff Benefits-Faculty | | $17,807.00 | ($17,807.00) |
| **Total Benefits** | | | **$17,807.00** | **($17,807.00)** |
| 774100 | Data Processing Equipmnt Use-Intrnl | | $271.00 | ($271.00) |
| **Total Operation** | | | **$271.00** | **($271.00)** |
| **Net Contribution (use) of Unallocated General: 226033** | | | **$87,638.00** | **($87,638.00)** |

Report Package: Operating Ledger
report created by: Cats

Dec 4, 2007 3:45:09 PM

# BUDGET REPORT

Organization: 226035
Faculty Agreement-Toussaint

Report Name: Budget Report by Account

Fiscal Year: 2007-08

| ACCOUNT | ACCOUNT_DESC | Revenue Dollars | Expense Dollars | Net Contribution |
|---|---|---|---|---|
| 614000 | Faculty-Budget Pool | | $20,000.00 | ($20,000.00) |
| **Total Personnel Services** | | | **$20,000.00** | **($20,000.00)** |
| 623100 | Staff Benefits-Faculty | | $5,120.00 | ($5,120.00) |
| **Total Benefits** | | | **$5,120.00** | **($5,120.00)** |
| **Net Contribution (use) of Unallocated General: 226035** | | | **$25,120.00** | **($25,120.00)** |

Report Package: Operating Ledger
report created by: Cats

Dec 4, 2007 3:45:09 PM

# BUDGET REPORT

Organization: 226036
Faculty Agreement-Onady

Report Name: Budget Report by Account

Fiscal Year: 2007-08

| ACCOUNT | ACCOUNT_DESC | Revenue Dollars | Expense Dollars | Net Contribution |
|---|---|---|---|---|
| 614000 | Faculty-Budget Pool | | $147,657.00 | ($147,657.00) |
| **Total Personnel Services** | | | **$147,657.00** | **($147,657.00)** |
| 623100 | Staff Benefits-Faculty | | $37,800.00 | ($37,800.00) |
| **Total Benefits** | | | **$37,800.00** | **($37,800.00)** |
| 774100 | Data Processing Equipmnt Use-Intrnl | | $193.00 | ($193.00) |
| **Total Operation** | | | **$193.00** | **($193.00)** |
| **Net Contribution (use) of Unallocated General: 226036** | | | **$185,650.00** | **($185,650.00)** |

Report Package: Operating Ledger
report created by: Cats

Dec 4, 2007 3:45:09 PM

# BUDGET REPORT

Organization: PED553
Research Incentive Funds-Pediatrics

Report Name: Budget Report by Account

Fiscal Year: 2007-08

| ACCOUNT | ACCOUNT_DESC | Revenue Dollars | Expense Dollars | Net Contribution |
|---|---|---|---|---|
| 774100 | Data Processing Equipmnt Use-Intrnl | | $397.00 | ($397.00) |
| Total Operation | | | **$397.00** | **($397.00)** |
| Net Contribution (use) of Unallocated General: PED553 | | | **$397.00** | **($397.00)** |

Report Package: Operating Ledger
report created by: Cats

Dec 4, 2007 3:42:14 PM

# BUDGET REPORT

Organization: 226003
Child Health Research

Report Name: Budget Report by Account

Fiscal Year: 2007-08

| ACCOUNT | ACCOUNT_DESC | Revenue Dollars | Expense Dollars | Net Contribution |
|---|---|---|---|---|
| 774100 | Data Processing Equipmnt Use-Intrnl | | $397.00 | ($397.00) |
| Total Operation | | | **$397.00** | **($397.00)** |
| Net Contribution (use) of Unallocated General: 226003 | | | **$397.00** | **($397.00)** |

Report Package: Operating Ledger
report created by: Cats

Dec 4, 2007 3:45:09 PM

# BUDGET REPORT

Organization: PNM55
Plant Allocation-SOM

Report Name: Budget Report by Account

Fiscal Year: 2007-08

| ACCOUNT | ACCOUNT_DESC | Revenue Dollars | Expense Dollars | Net Contribution |
|---|---|---|---|---|
| 879300 | Plant O&M Cost Allocatn E&G-Debit | | $1,081,984.00 | ($1,081,984.00) |
| Total Transfers | | | **$1,081,984.00** | **($1,081,984.00)** |
| Net Contribution (use) of Unallocated General: PNM55 | | | **$1,081,984.00** | **($1,081,984.00)** |

Report Package: Operating Ledger
report created by: Cats

Dec 4, 2007 3:40:19 PM

# BUDGET REPORT

Organization: PNM555
Plant Allocation-SOM

Report Name: Budget Report by Account

Fiscal Year: 2007-08

| ACCOUNT | ACCOUNT_DESC | Revenue Dollars | Expense Dollars | Net Contribution |
|---|---|---|---|---|
| 879300 | Plant O&M Cost Allocatn E&G-Debit | | $1,081,984.00 | ($1,081,984.00) |
| Total Transfers | | | **$1,081,984.00** | **($1,081,984.00)** |
| Net Contribution (use) of Unallocated General: PNM555 | | | **$1,081,984.00** | **($1,081,984.00)** |

Report Package: Operating Ledger
report created by: Cats

Dec 4, 2007 3:42:14 PM

# BUDGET REPORT

Organization: 223224
Plant Allocation-SOM

Report Name: Budget Report by Account

Fiscal Year: 2007-08

| ACCOUNT | ACCOUNT_DESC | Revenue Dollars | Expense Dollars | Net Contribution |
|---|---|---|---|---|
| 879300 | Plant O&M Cost Allocatn E&G-Debit | | $1,081,984.00 | ($1,081,984.00) |
| Total Transfers | | | **$1,081,984.00** | **($1,081,984.00)** |
| Net Contribution (use) of Unallocated General: 223224 | | | **$1,081,984.00** | **($1,081,984.00)** |

Report Package: Operating Ledger
report created by: Cats

Dec 4, 2007 3:45:09 PM

# BUDGET REPORT

Organization: PRM55
Public Relations-SOM

Report Name: Budget Report by Account

Fiscal Year: 2007-08

| ACCOUNT | ACCOUNT_DESC | Revenue Dollars | Expense Dollars | Net Contribution |
|---|---|---|---|---|
| 611100 | Unclassified-Contract | | $85,398.00 | ($85,398.00) |
| 612000 | Classified-Budget Pool | | $94,334.00 | ($94,334.00) |
| **Total Personnel Services** | | | **$179,732.00** | **($179,732.00)** |
| 621100 | Staff Benefits-Unclassified | | $32,793.00 | ($32,793.00) |
| 622100 | Staff Benefits-Classified/Exmt Hrly | | $43,865.00 | ($43,865.00) |
| **Total Benefits** | | | **$76,658.00** | **($76,658.00)** |
| 717000 | Budget Pool-Contracted Services | | $1,200.00 | ($1,200.00) |
| 730000 | Budget Pool-Supplies | | $4,000.00 | ($4,000.00) |
| 740000 | Budget Pool-Travel | | $4,000.00 | ($4,000.00) |
| 750000 | Budget Pool-Info & Communications | | $30,800.00 | ($30,800.00) |
| 774100 | Data Processing Equipmnt Use-Intrnl | | $41,784.00 | ($41,784.00) |
| **Total Operation** | | | **$81,784.00** | **($81,784.00)** |
| **Net Contribution (use) of Unallocated General: PRM55** | | | **$338,174.00** | **($338,174.00)** |

Report Package: Operating Ledger
report created by: Cats

Dec 4, 2007 3:40:19 PM

# BUDGET REPORT

Organization: PRM555
Public Relations-SOM

Report Name: Budget Report by Account

Fiscal Year: 2007-08

| ACCOUNT | ACCOUNT_DESC | Revenue Dollars | Expense Dollars | Net Contribution |
|---|---|---|---|---|
| 611100 | Unclassified-Contract | | $85,398.00 | ($85,398.00) |
| 612000 | Classified-Budget Pool | | $94,334.00 | ($94,334.00) |
| **Total Personnel Services** | | | **$179,732.00** | **($179,732.00)** |
| 621100 | Staff Benefits-Unclassified | | $32,793.00 | ($32,793.00) |
| 622100 | Staff Benefits-Classified/Exmt Hrly | | $43,865.00 | ($43,865.00) |
| **Total Benefits** | | | **$76,658.00** | **($76,658.00)** |
| 717000 | Budget Pool-Contracted Services | | $1,200.00 | ($1,200.00) |
| 730000 | Budget Pool-Supplies | | $4,000.00 | ($4,000.00) |
| 740000 | Budget Pool-Travel | | $4,000.00 | ($4,000.00) |
| 750000 | Budget Pool-Info & Communications | | $30,800.00 | ($30,800.00) |
| 774100 | Data Processing Equipmnt Use-Intrnl | | $41,784.00 | ($41,784.00) |
| **Total Operation** | | | **$81,784.00** | **($81,784.00)** |
| **Net Contribution (use) of Unallocated General: PRM555** | | | **$338,174.00** | **($338,174.00)** |

Report Package: Operating Ledger
report created by: Cats

Dec 4, 2007 3:42:14 PM

# BUDGET REPORT

Organization: 223210
Public Relations-School of Medicine

Report Name: Budget Report by Account

Fiscal Year: 2007-08

| ACCOUNT | ACCOUNT_DESC | Revenue Dollars | Expense Dollars | Net Contribution |
|---|---|---|---|---|
| 611100 | Unclassified-Contract | | $85,398.00 | ($85,398.00) |
| 612000 | Classified-Budget Pool | | $94,334.00 | ($94,334.00) |
| **Total Personnel Services** | | | **$179,732.00** | **($179,732.00)** |
| 621100 | Staff Benefits-Unclassified | | $32,793.00 | ($32,793.00) |
| 622100 | Staff Benefits-Classified/Exmt Hrly | | $43,865.00 | ($43,865.00) |
| **Total Benefits** | | | **$76,658.00** | **($76,658.00)** |
| 717000 | Budget Pool-Contracted Services | | $1,200.00 | ($1,200.00) |
| 730000 | Budget Pool-Supplies | | $4,000.00 | ($4,000.00) |
| 740000 | Budget Pool-Travel | | $4,000.00 | ($4,000.00) |
| 750000 | Budget Pool-Info & Communications | | $30,800.00 | ($30,800.00) |
| 774100 | Data Processing Equipmnt Use-Intrnl | | $41,784.00 | ($41,784.00) |
| **Total Operation** | | | **$81,784.00** | **($81,784.00)** |
| **Net Contribution (use) of Unallocated General: 223210** | | | **$338,174.00** | **($338,174.00)** |

Report Package: Operating Ledger
report created by: Cats

Dec 4, 2007 3:45:09 PM

# BUDGET REPORT

Organization: PTH55
Pathology

Report Name: Budget Report by Account

Fiscal Year: 2007-08

| ACCOUNT | ACCOUNT_DESC | Revenue Dollars | Expense Dollars | Net Contribution |
|---|---|---|---|---|
| 614000 | Faculty-Budget Pool | | $373,640.00 | ($373,640.00) |
| **Total Personnel Services** | | | **$373,640.00** | **($373,640.00)** |
| 623100 | Staff Benefits-Faculty | | $95,652.00 | ($95,652.00) |
| **Total Benefits** | | | **$95,652.00** | **($95,652.00)** |
| 774100 | Data Processing Equipmnt Use-Intrnl | | $1,187.00 | ($1,187.00) |
| **Total Operation** | | | **$1,187.00** | **($1,187.00)** |
| **Net Contribution (use) of Unallocated General: PTH55** | | | **$470,479.00** | **($470,479.00)** |

Report Package: Operating Ledger
report created by: Cats

Dec 4, 2007 3:40:19 PM

# BUDGET REPORT

Organization: PTH552
Faculty Agreements-Pathology

Report Name: Budget Report by Account

Fiscal Year: 2007-08

| ACCOUNT | ACCOUNT_DESC | Revenue Dollars | Expense Dollars | Net Contribution |
|---|---|---|---|---|
| 614000 | Faculty-Budget Pool | | $373,640.00 | ($373,640.00) |
| **Total Personnel Services** | | | **$373,640.00** | **($373,640.00)** |
| 623100 | Staff Benefits-Faculty | | $95,652.00 | ($95,652.00) |
| **Total Benefits** | | | **$95,652.00** | **($95,652.00)** |
| 774100 | Data Processing Equipmnt Use-Intrnl | | $1,187.00 | ($1,187.00) |
| **Total Operation** | | | **$1,187.00** | **($1,187.00)** |
| **Net Contribution (use) of Unallocated General: PTH552** | | | **$470,479.00** | **($470,479.00)** |

Report Package: Operating Ledger
report created by: Cats

Dec 4, 2007 3:42:14 PM

# BUDGET REPORT

Organization: 225920
Faculty Agreement-Mirkin

Report Name: Budget Report by Account

Fiscal Year: 2007-08

| ACCOUNT | ACCOUNT_DESC | Revenue Dollars | Expense Dollars | Net Contribution |
|---|---|---|---|---|
| 614000 | Faculty-Budget Pool | | $97,824.00 | ($97,824.00) |
| **Total Personnel Services** | | | **$97,824.00** | **($97,824.00)** |
| 623100 | Staff Benefits-Faculty | | $25,043.00 | ($25,043.00) |
| **Total Benefits** | | | **$25,043.00** | **($25,043.00)** |
| 774100 | Data Processing Equipmnt Use-Intrnl | | $170.00 | ($170.00) |
| **Total Operation** | | | **$170.00** | **($170.00)** |
| **Net Contribution (use) of Unallocated General: 225920** | | | **$123,037.00** | **($123,037.00)** |

Report Package: Operating Ledger
report created by: Cats

Dec 4, 2007 3:45:09 PM

# BUDGET REPORT

Organization: 225921
Faculty Agreement-Elder

Report Name: Budget Report by Account

Fiscal Year: 2007-08

| ACCOUNT | ACCOUNT_DESC | Revenue Dollars | Expense Dollars | Net Contribution |
|---|---|---|---|---|
| 614000 | Faculty-Budget Pool | | $95,945.00 | ($95,945.00) |
| **Total Personnel Services** | | | **$95,945.00** | **($95,945.00)** |
| 623100 | Staff Benefits-Faculty | | $24,562.00 | ($24,562.00) |
| **Total Benefits** | | | **$24,562.00** | **($24,562.00)** |
| 774100 | Data Processing Equipmnt Use-Intrnl | | $339.00 | ($339.00) |
| **Total Operation** | | | **$339.00** | **($339.00)** |
| **Net Contribution (use) of Unallocated General: 225921** | | | **$120,846.00** | **($120,846.00)** |

Report Package: Operating Ledger
report created by: Cats

Dec 4, 2007 3:45:09 PM

# BUDGET REPORT

Organization: 225922
Faculty Agreement-Koles

Report Name: Budget Report by Account

Fiscal Year: 2007-08

| ACCOUNT | ACCOUNT_DESC | Revenue Dollars | Expense Dollars | Net Contribution |
|---|---|---|---|---|
| 614000 | Faculty-Budget Pool | | $179,871.00 | ($179,871.00) |
| **Total Personnel Services** | | | **$179,871.00** | **($179,871.00)** |
| 623100 | Staff Benefits-Faculty | | $46,047.00 | ($46,047.00) |
| **Total Benefits** | | | **$46,047.00** | **($46,047.00)** |
| 774100 | Data Processing Equipmnt Use-Intrnl | | $339.00 | ($339.00) |
| **Total Operation** | | | **$339.00** | **($339.00)** |
| **Net Contribution (use) of Unallocated General: 225922** | | | **$226,257.00** | **($226,257.00)** |

Report Package: Operating Ledger
report created by: Cats

Dec 4, 2007 3:45:09 PM

# BUDGET REPORT

Organization: 225923

Faculty Agreement-Pfaff-Amesse

Report Name: Budget Report by Account

Fiscal Year: 2007-08

| ACCOUNT | ACCOUNT_DESC | Revenue Dollars | Expense Dollars | Net Contribution |
|---|---|---|---|---|
| 774100 | Data Processing Equipmnt Use-Intrnl | | $339.00 | ($339.00) |
| Total Operation | | | **$339.00** | **($339.00)** |
| Net Contribution (use) of Unallocated General: 225923 | | | **$339.00** | **($339.00)** |

Report Package: Operating Ledger

report created by: Cats

Dec 4, 2007 3:45:09 PM

# BUDGET REPORT

Organization: PYC55
Psychiatry

Report Name: Budget Report by Account

Fiscal Year: 2007-08

| ACCOUNT | ACCOUNT_DESC | Revenue Dollars | Expense Dollars | Net Contribution |
|---|---|---|---|---|
| 611100 | Unclassified-Contract | | $81,800.00 | ($81,800.00) |
| 612000 | Classified-Budget Pool | | $52,003.00 | ($52,003.00) |
| 614000 | Faculty-Budget Pool | | $880,670.00 | ($880,670.00) |
| 615500 | Faculty-Purchased | | $65,000.00 | ($65,000.00) |
| **Total Personnel Services** | | | **$1,079,473.00** | **($1,079,473.00)** |
| 621100 | Staff Benefits-Unclassified | | $31,411.00 | ($31,411.00) |
| 622100 | Staff Benefits-Classified/Exmt Hrly | | $24,181.00 | ($24,181.00) |
| 623100 | Staff Benefits-Faculty | | $225,452.00 | ($225,452.00) |
| **Total Benefits** | | | **$281,044.00** | **($281,044.00)** |
| 717000 | Budget Pool-Contracted Services | | $20,000.00 | ($20,000.00) |
| 730000 | Budget Pool-Supplies | | $6,000.00 | ($6,000.00) |
| 740000 | Budget Pool-Travel | | $15,000.00 | ($15,000.00) |
| 750000 | Budget Pool-Info & Communications | | $8,000.00 | ($8,000.00) |
| 774100 | Data Processing Equipmnt Use-Intrnl | | $2,838.00 | ($2,838.00) |
| **Total Operation** | | | **$51,838.00** | **($51,838.00)** |
| **Net Contribution (use) of Unallocated General: PYC55** | | | **$1,412,355.00** | **($1,412,355.00)** |

Report Package: Operating Ledger
report created by: Cats

Dec 4, 2007 3:40:19 PM

# BUDGET REPORT

Organization: PYC551
Psychiatry

Report Name: Budget Report by Account

Fiscal Year: 2007-08

| ACCOUNT | ACCOUNT_DESC | Revenue Dollars | Expense Dollars | Net Contribution |
|---|---|---|---|---|
| 611100 | Unclassified-Contract | | $81,800.00 | ($81,800.00) |
| 612000 | Classified-Budget Pool | | $52,003.00 | ($52,003.00) |
| 615500 | Faculty-Purchased | | $65,000.00 | ($65,000.00) |
| **Total Personnel Services** | | | **$198,803.00** | **($198,803.00)** |
| 621100 | Staff Benefits-Unclassified | | $31,411.00 | ($31,411.00) |
| 622100 | Staff Benefits-Classified/Exmt Hrly | | $24,181.00 | ($24,181.00) |
| **Total Benefits** | | | **$55,592.00** | **($55,592.00)** |
| 717000 | Budget Pool-Contracted Services | | $20,000.00 | ($20,000.00) |
| 730000 | Budget Pool-Supplies | | $6,000.00 | ($6,000.00) |
| 740000 | Budget Pool-Travel | | $15,000.00 | ($15,000.00) |
| 750000 | Budget Pool-Info & Communications | | $8,000.00 | ($8,000.00) |
| 774100 | Data Processing Equipmnt Use-Intrnl | | $1,017.00 | ($1,017.00) |
| **Total Operation** | | | **$50,017.00** | **($50,017.00)** |
| **Net Contribution (use) of Unallocated General: PYC551** | | | **$304,412.00** | **($304,412.00)** |

Report Package: Operating Ledger
report created by: Cats

Dec 4, 2007 3:42:14 PM

# BUDGET REPORT

Organization: 226400
Psychiatry

Report Name: Budget Report by Account

Fiscal Year: 2007-08

| ACCOUNT | ACCOUNT_DESC | Revenue Dollars | Expense Dollars | Net Contribution |
|---|---|---|---|---|
| 611100 | Unclassified-Contract | | $81,800.00 | ($81,800.00) |
| 612000 | Classified-Budget Pool | | $52,003.00 | ($52,003.00) |
| 615500 | Faculty-Purchased | | $65,000.00 | ($65,000.00) |
| **Total Personnel Services** | | | **$198,803.00** | **($198,803.00)** |
| 621100 | Staff Benefits-Unclassified | | $31,411.00 | ($31,411.00) |
| 622100 | Staff Benefits-Classified/Exmt Hrly | | $24,181.00 | ($24,181.00) |
| **Total Benefits** | | | **$55,592.00** | **($55,592.00)** |
| 717000 | Budget Pool-Contracted Services | | $20,000.00 | ($20,000.00) |
| 730000 | Budget Pool-Supplies | | $6,000.00 | ($6,000.00) |
| 740000 | Budget Pool-Travel | | $15,000.00 | ($15,000.00) |
| 750000 | Budget Pool-Info & Communications | | $8,000.00 | ($8,000.00) |
| 774100 | Data Processing Equipmnt Use-Intrnl | | $1,017.00 | ($1,017.00) |
| **Total Operation** | | | **$50,017.00** | **($50,017.00)** |
| **Net Contribution (use) of Unallocated General: 226400** | | | **$304,412.00** | **($304,412.00)** |

Report Package: Operating Ledger
report created by: Cats

Dec 4, 2007 3:45:09 PM

# BUDGET REPORT

Organization: PYC552
Faculty Agreements-Psychiatry

Report Name: Budget Report by Account

Fiscal Year: 2007-08

| ACCOUNT | ACCOUNT_DESC | Revenue Dollars | Expense Dollars | Net Contribution |
|---|---|---|---|---|
| 614000 | Faculty-Budget Pool | | $880,670.00 | ($880,670.00) |
| **Total Personnel Services** | | | **$880,670.00** | **($880,670.00)** |
| 623100 | Staff Benefits-Faculty | | $225,452.00 | ($225,452.00) |
| **Total Benefits** | | | **$225,452.00** | **($225,452.00)** |
| 774100 | Data Processing Equipmnt Use-Intrnl | | $1,821.00 | ($1,821.00) |
| **Total Operation** | | | **$1,821.00** | **($1,821.00)** |
| **Net Contribution (use) of Unallocated General: PYC552** | | | **$1,107,943.00** | **($1,107,943.00)** |

Report Package: Operating Ledger
report created by: Cats

Dec 4, 2007 3:42:14 PM

# BUDGET REPORT

Organization: 226420
Faculty Agreement-Kay

Report Name: Budget Report by Account

Fiscal Year: 2007-08

| ACCOUNT | ACCOUNT_DESC | Revenue Dollars | Expense Dollars | Net Contribution |
|---|---|---|---|---|
| 614000 | Faculty-Budget Pool | | $170,289.00 | ($170,289.00) |
| **Total Personnel Services** | | | **$170,289.00** | **($170,289.00)** |
| 623100 | Staff Benefits-Faculty | | $43,594.00 | ($43,594.00) |
| **Total Benefits** | | | **$43,594.00** | **($43,594.00)** |
| 774100 | Data Processing Equipmnt Use-Intrnl | | $227.00 | ($227.00) |
| **Total Operation** | | | **$227.00** | **($227.00)** |
| **Net Contribution (use) of Unallocated General: 226420** | | | **$214,110.00** | **($214,110.00)** |

Report Package: Operating Ledger
report created by: Cats

Dec 4, 2007 3:45:09 PM

# BUDGET REPORT

Organization: 226421
Faculty Agreement-Bienenfeld

Report Name: Budget Report by Account

Fiscal Year: 2007-08

| ACCOUNT | ACCOUNT_DESC | Revenue Dollars | Expense Dollars | Net Contribution |
|---|---|---|---|---|
| 614000 | Faculty-Budget Pool | | $97,272.00 | ($97,272.00) |
| **Total Personnel Services** | | | **$97,272.00** | **($97,272.00)** |
| 623100 | Staff Benefits-Faculty | | $24,902.00 | ($24,902.00) |
| **Total Benefits** | | | **$24,902.00** | **($24,902.00)** |
| 774100 | Data Processing Equipmnt Use-Intrnl | | $153.00 | ($153.00) |
| **Total Operation** | | | **$153.00** | **($153.00)** |
| **Net Contribution (use) of Unallocated General: 226421** | | | **$122,327.00** | **($122,327.00)** |

Report Package: Operating Ledger
report created by: Cats

Dec 4, 2007 3:45:09 PM

# BUDGET REPORT

Organization: 226422
Faculty Agreement-Gillig

Report Name: Budget Report by Account

Fiscal Year: 2007-08

| ACCOUNT | ACCOUNT_DESC | Revenue Dollars | Expense Dollars | Net Contribution |
|---|---|---|---|---|
| 614000 | Faculty-Budget Pool | | $82,305.00 | ($82,305.00) |
| **Total Personnel Services** | | | **$82,305.00** | **($82,305.00)** |
| 623100 | Staff Benefits-Faculty | | $21,070.00 | ($21,070.00) |
| **Total Benefits** | | | **$21,070.00** | **($21,070.00)** |
| 774100 | Data Processing Equipmnt Use-Intrnl | | $186.00 | ($186.00) |
| **Total Operation** | | | **$186.00** | **($186.00)** |
| **Net Contribution (use) of Unallocated General: 226422** | | | **$103,561.00** | **($103,561.00)** |

Report Package: Operating Ledger
report created by: Cats

Dec 4, 2007 3:45:09 PM

# BUDGET REPORT

Organization: 226423
Faculty Agreement-Lehrer

Report Name: Budget Report by Account

Fiscal Year: 2007-08

| ACCOUNT | ACCOUNT_DESC | Revenue Dollars | Expense Dollars | Net Contribution |
|---|---|---|---|---|
| 614000 | Faculty-Budget Pool | | $82,832.00 | ($82,832.00) |
| **Total Personnel Services** | | | **$82,832.00** | **($82,832.00)** |
| 623100 | Staff Benefits-Faculty | | $21,205.00 | ($21,205.00) |
| **Total Benefits** | | | **$21,205.00** | **($21,205.00)** |
| 774100 | Data Processing Equipmnt Use-Intrnl | | $170.00 | ($170.00) |
| **Total Operation** | | | **$170.00** | **($170.00)** |
| **Net Contribution (use) of Unallocated General: 226423** | | | **$104,207.00** | **($104,207.00)** |

Report Package: Operating Ledger
report created by: Cats

Dec 4, 2007 3:45:09 PM

# BUDGET REPORT

Organization: 226425
Faculty Agreement-Klykylo

Report Name: Budget Report by Account

Fiscal Year: 2007-08

| ACCOUNT | ACCOUNT_DESC | Revenue Dollars | Expense Dollars | Net Contribution |
|---|---|---|---|---|
| 614000 | Faculty-Budget Pool | | $159,277.00 | ($159,277.00) |
| **Total Personnel Services** | | | **$159,277.00** | **($159,277.00)** |
| 623100 | Staff Benefits-Faculty | | $40,775.00 | ($40,775.00) |
| **Total Benefits** | | | **$40,775.00** | **($40,775.00)** |
| 774100 | Data Processing Equipmnt Use-Intrnl | | $339.00 | ($339.00) |
| **Total Operation** | | | **$339.00** | **($339.00)** |
| **Net Contribution (use) of Unallocated General: 226425** | | | **$200,391.00** | **($200,391.00)** |

Report Package: Operating Ledger
report created by: Cats

Dec 4, 2007 3:45:09 PM

# BUDGET REPORT

Organization: 226426

Report Name: Budget Report by Account

Faculty Agreement-Morrison A.

Fiscal Year: 2007-08

| ACCOUNT | ACCOUNT_DESC | Revenue Dollars | Expense Dollars | Net Contribution |
|---|---|---|---|---|
| 614000 | Faculty-Budget Pool | | $138,577.00 | ($138,577.00) |
| **Total Personnel Services** | | | **$138,577.00** | **($138,577.00)** |
| 623100 | Staff Benefits-Faculty | | $35,476.00 | ($35,476.00) |
| **Total Benefits** | | | **$35,476.00** | **($35,476.00)** |
| 774100 | Data Processing Equipmnt Use-Intrnl | | $339.00 | ($339.00) |
| **Total Operation** | | | **$339.00** | **($339.00)** |
| **Net Contribution (use) of Unallocated General: 226426** | | | **$174,392.00** | **($174,392.00)** |

Report Package: Operating Ledger

report created by: Cats

Dec 4, 2007 3:45:09 PM

# BUDGET REPORT

Organization: 226427
Faculty Agreement-Roman

Report Name: Budget Report by Account

Fiscal Year: 2007-08

| ACCOUNT | ACCOUNT_DESC | Revenue Dollars | Expense Dollars | Net Contribution |
|---|---|---|---|---|
| 614000 | Faculty-Budget Pool | | $120,462.00 | ($120,462.00) |
| **Total Personnel Services** | | | **$120,462.00** | **($120,462.00)** |
| 623100 | Staff Benefits-Faculty | | $30,838.00 | ($30,838.00) |
| **Total Benefits** | | | **$30,838.00** | **($30,838.00)** |
| 774100 | Data Processing Equipmnt Use-Intrnl | | $339.00 | ($339.00) |
| **Total Operation** | | | **$339.00** | **($339.00)** |
| **Net Contribution (use) of Unallocated General: 226427** | | | **$151,639.00** | **($151,639.00)** |

Report Package: Operating Ledger
report created by: Cats

Dec 4, 2007 3:45:09 PM

# BUDGET REPORT

Organization: 226428
Faculty Agreement-Gentile

Report Name: Budget Report by Account

Fiscal Year: 2007-08

| ACCOUNT | ACCOUNT_DESC | Revenue Dollars | Expense Dollars | Net Contribution |
|---|---|---|---|---|
| 614000 | Faculty-Budget Pool | | $29,656.00 | ($29,656.00) |
| **Total Personnel Services** | | | **$29,656.00** | **($29,656.00)** |
| 623100 | Staff Benefits-Faculty | | $7,592.00 | ($7,592.00) |
| **Total Benefits** | | | **$7,592.00** | **($7,592.00)** |
| 774100 | Data Processing Equipmnt Use-Intrnl | | $68.00 | ($68.00) |
| **Total Operation** | | | **$68.00** | **($68.00)** |
| **Net Contribution (use) of Unallocated General: 226428** | | | **$37,316.00** | **($37,316.00)** |

Report Package: Operating Ledger
report created by: Cats

Dec 4, 2007 3:45:09 PM

# BUDGET REPORT

Organization: RAM55
Research Affairs-SOM

Report Name: Budget Report by Account

Fiscal Year: 2007-08

| ACCOUNT | ACCOUNT_DESC | Revenue Dollars | Expense Dollars | Net Contribution |
|---|---|---|---|---|
| 611100 | Unclassified-Contract | | $206,016.00 | ($206,016.00) |
| 612000 | Classified-Budget Pool | | $271,475.00 | ($271,475.00) |
| 613000 | Classified-Overtime Budget Pool | | $3,000.00 | ($3,000.00) |
| 614000 | Faculty-Budget Pool | | $466,593.00 | ($466,593.00) |
| **Total Personnel Services** | | | **$947,084.00** | **($947,084.00)** |
| 621100 | Staff Benefits-Unclassified | | $79,110.00 | ($79,110.00) |
| 622100 | Staff Benefits-Classified/Exmt Hrly | | $126,236.00 | ($126,236.00) |
| 622130 | Staff Benefits-Classified-Overtime | | $1,395.00 | ($1,395.00) |
| 623100 | Staff Benefits-Faculty | | $119,448.00 | ($119,448.00) |
| **Total Benefits** | | | **$326,189.00** | **($326,189.00)** |
| 717000 | Budget Pool-Contracted Services | | $9,000.00 | ($9,000.00) |
| 730000 | Budget Pool-Supplies | | $150,000.00 | ($150,000.00) |
| 737930 | Cost Recovery-Supplies | | ($350,000.00) | $350,000.00 |
| 740000 | Budget Pool-Travel | | $14,300.00 | ($14,300.00) |
| 750000 | Budget Pool-Info & Communications | | $20,000.00 | ($20,000.00) |
| 760000 | Budget Pool-Maintenance & Repair | | $29,000.00 | ($29,000.00) |
| 774100 | Data Processing Equipmnt Use-Intrnl | | $4,362.00 | ($4,362.00) |
| 777000 | Budget Pool-Other Miscellaneous | | $51,308.00 | ($51,308.00) |
| **Total Operation** | | | **($72,030.00)** | **$72,030.00** |
| 879890 | Earning Support/Trsf-Credit | | ($329,524.00) | $329,524.00 |
| **Total Transfers** | | | **($329,524.00)** | **$329,524.00** |
| **Net Contribution (use) of Unallocated General: RAM55** | | | **$871,719.00** | **($871,719.00)** |

Report Package: Operating Ledger
report created by: Cats

Dec 4, 2007 3:40:19 PM

# BUDGET REPORT

Organization: BAR555
Lab Animal Resources

Report Name: Budget Report by Account

Fiscal Year: 2007-08

| ACCOUNT | ACCOUNT_DESC | Revenue Dollars | Expense Dollars | Net Contribution |
|---|---|---|---|---|
| 611100 | Unclassified-Contract | | $147,084.00 | ($147,084.00) |
| 612000 | Classified-Budget Pool | | $187,277.00 | ($187,277.00) |
| 613000 | Classified-Overtime Budget Pool | | $3,000.00 | ($3,000.00) |
| **Total Personnel Services** | | | **$337,361.00** | **($337,361.00)** |
| 621100 | Staff Benefits-Unclassified | | $56,480.00 | ($56,480.00) |
| 622100 | Staff Benefits-Classified/Exmt Hrly | | $87,084.00 | ($87,084.00) |
| 622130 | Staff Benefits-Classified-Overtime | | $1,395.00 | ($1,395.00) |
| **Total Benefits** | | | **$144,959.00** | **($144,959.00)** |
| 717000 | Budget Pool-Contracted Services | | $1,000.00 | ($1,000.00) |
| 730000 | Budget Pool-Supplies | | $140,000.00 | ($140,000.00) |
| 737930 | Cost Recovery-Supplies | | ($340,000.00) | $340,000.00 |
| 740000 | Budget Pool-Travel | | $5,300.00 | ($5,300.00) |
| 750000 | Budget Pool-Info & Communications | | $15,000.00 | ($15,000.00) |
| 760000 | Budget Pool-Maintenance & Repair | | $24,000.00 | ($24,000.00) |
| 774100 | Data Processing Equipmnt Use-Intrnl | | $1,904.00 | ($1,904.00) |
| **Total Operation** | | | **($152,796.00)** | **$152,796.00** |
| 879890 | Earning Support/Trsf-Credit | | ($329,524.00) | $329,524.00 |
| **Total Transfers** | | | **($329,524.00)** | **$329,524.00** |
| **Net Contribution (use) of Unallocated General: BAR555** | | | **$0.00** | **$0.00** |

Report Package: Operating Ledger
report created by: Cats

Dec 4, 2007 3:42:14 PM

# BUDGET REPORT

Organization: 221450
R/E Lab Animal Resources

Report Name: Budget Report by Account

Fiscal Year: 2007-08

| ACCOUNT | ACCOUNT_DESC | Revenue Dollars | Expense Dollars | Net Contribution |
|---|---|---|---|---|
| 611100 | Unclassified-Contract | | $147,084.00 | ($147,084.00) |
| 612000 | Classified-Budget Pool | | $187,277.00 | ($187,277.00) |
| 613000 | Classified-Overtime Budget Pool | | $3,000.00 | ($3,000.00) |
| **Total Personnel Services** | | | **$337,361.00** | **($337,361.00)** |
| 621100 | Staff Benefits-Unclassified | | $56,480.00 | ($56,480.00) |
| 622100 | Staff Benefits-Classified/Exmt Hrly | | $87,084.00 | ($87,084.00) |
| 622130 | Staff Benefits-Classified-Overtime | | $1,395.00 | ($1,395.00) |
| **Total Benefits** | | | **$144,959.00** | **($144,959.00)** |
| 717000 | Budget Pool-Contracted Services | | $1,000.00 | ($1,000.00) |
| 730000 | Budget Pool-Supplies | | $140,000.00 | ($140,000.00) |
| 737930 | Cost Recovery-Supplies | | ($340,000.00) | $340,000.00 |
| 740000 | Budget Pool-Travel | | $5,300.00 | ($5,300.00) |
| 750000 | Budget Pool-Info & Communications | | $15,000.00 | ($15,000.00) |
| 760000 | Budget Pool-Maintenance & Repair | | $24,000.00 | ($24,000.00) |
| 774100 | Data Processing Equipmnt Use-Intrnl | | $1,904.00 | ($1,904.00) |
| **Total Operation** | | | **($152,796.00)** | **$152,796.00** |
| 879890 | Earning Support/Trsf-Credit | | ($329,524.00) | $329,524.00 |
| **Total Transfers** | | | **($329,524.00)** | **$329,524.00** |
| **Net Contribution (use) of Unallocated General: 221450** | | | **$0.00** | **$0.00** |

Report Package: Operating Ledger
report created by: Cats

Dec 4, 2007 3:45:09 PM

# BUDGET REPORT

Organization: RAM551
Research Affairs-SOM

Report Name: Budget Report by Account

Fiscal Year: 2007-08

| ACCOUNT | ACCOUNT_DESC | Revenue Dollars | Expense Dollars | Net Contribution |
|---|---|---|---|---|
| 611100 | Unclassified-Contract | | $58,932.00 | ($58,932.00) |
| 612000 | Classified-Budget Pool | | $84,198.00 | ($84,198.00) |
| 614000 | Faculty-Budget Pool | | $187,867.00 | ($187,867.00) |
| Total Personnel Services | | | **$330,997.00** | **($330,997.00)** |
| 621100 | Staff Benefits-Unclassified | | $22,630.00 | ($22,630.00) |
| 622100 | Staff Benefits-Classified/Exmt Hrly | | $39,152.00 | ($39,152.00) |
| 623100 | Staff Benefits-Faculty | | $48,094.00 | ($48,094.00) |
| Total Benefits | | | **$109,876.00** | **($109,876.00)** |
| 717000 | Budget Pool-Contracted Services | | $8,000.00 | ($8,000.00) |
| 730000 | Budget Pool-Supplies | | $5,000.00 | ($5,000.00) |
| 740000 | Budget Pool-Travel | | $9,000.00 | ($9,000.00) |
| 750000 | Budget Pool-Info & Communications | | $5,000.00 | ($5,000.00) |
| 774100 | Data Processing Equipmnt Use-Intrnl | | $1,526.00 | ($1,526.00) |
| Total Operation | | | **$28,526.00** | **($28,526.00)** |
| Net Contribution (use) of Unallocated General: RAM551 | | | **$469,399.00** | **($469,399.00)** |

Report Package: Operating Ledger
report created by: Cats

Dec 4, 2007 3:42:14 PM

# BUDGET REPORT

Organization: 223300
Research Affairs-School of Medicine

Report Name: Budget Report by Account

Fiscal Year: 2007-08

| ACCOUNT | ACCOUNT_DESC | Revenue Dollars | Expense Dollars | Net Contribution |
|---|---|---|---|---|
| 611100 | Unclassified-Contract | | $58,932.00 | ($58,932.00) |
| 612000 | Classified-Budget Pool | | $84,198.00 | ($84,198.00) |
| 614000 | Faculty-Budget Pool | | $187,867.00 | ($187,867.00) |
| **Total Personnel Services** | | | **$330,997.00** | **($330,997.00)** |
| 621100 | Staff Benefits-Unclassified | | $22,630.00 | ($22,630.00) |
| 622100 | Staff Benefits-Classified/Exmt Hrly | | $39,152.00 | ($39,152.00) |
| 623100 | Staff Benefits-Faculty | | $48,094.00 | ($48,094.00) |
| **Total Benefits** | | | **$109,876.00** | **($109,876.00)** |
| 717000 | Budget Pool-Contracted Services | | $8,000.00 | ($8,000.00) |
| 730000 | Budget Pool-Supplies | | $5,000.00 | ($5,000.00) |
| 740000 | Budget Pool-Travel | | $9,000.00 | ($9,000.00) |
| 750000 | Budget Pool-Info & Communications | | $5,000.00 | ($5,000.00) |
| 774100 | Data Processing Equipmnt Use-Intrnl | | $1,526.00 | ($1,526.00) |
| **Total Operation** | | | **$28,526.00** | **($28,526.00)** |
| **Net Contribution (use) of Unallocated General: 223300** | | | **$469,399.00** | **($469,399.00)** |

Report Package: Operating Ledger
report created by: Cats

Dec 4, 2007 3:45:09 PM

# BUDGET REPORT

Organization: RAM552
Research Initiatives-SOM

Report Name: Budget Report by Account

Fiscal Year: 2007-08

| ACCOUNT | ACCOUNT_DESC | Revenue Dollars | Expense Dollars | Net Contribution |
|---|---|---|---|---|
| 614000 | Faculty-Budget Pool | | $278,726.00 | ($278,726.00) |
| **Total Personnel Services** | | | **$278,726.00** | **($278,726.00)** |
| 623100 | Staff Benefits-Faculty | | $71,354.00 | ($71,354.00) |
| **Total Benefits** | | | **$71,354.00** | **($71,354.00)** |
| 730000 | Budget Pool-Supplies | | $5,000.00 | ($5,000.00) |
| 737930 | Cost Recovery-Supplies | | ($10,000.00) | $10,000.00 |
| 760000 | Budget Pool-Maintenance & Repair | | $5,000.00 | ($5,000.00) |
| 774100 | Data Processing Equipmnt Use-Intrnl | | $932.00 | ($932.00) |
| 777000 | Budget Pool-Other Miscellaneous | | $51,308.00 | ($51,308.00) |
| **Total Operation** | | | **$52,240.00** | **($52,240.00)** |
| **Net Contribution (use) of Unallocated General: RAM552** | | | **$402,320.00** | **($402,320.00)** |

Report Package: Operating Ledger
report created by: Cats

Dec 4, 2007 3:42:14 PM

# BUDGET REPORT

Organization: 221120

Report Name: Budget Report by Account

R/E Functional Geonomics-Lab Chgbck

Fiscal Year: 2007-08

| ACCOUNT | ACCOUNT_DESC | Revenue Dollars | Expense Dollars | Net Contribution |
|---|---|---|---|---|
| 730000 | Budget Pool-Supplies | | $5,000.00 | ($5,000.00) |
| 737930 | Cost Recovery-Supplies | | ($10,000.00) | $10,000.00 |
| 760000 | Budget Pool-Maintenance & Repair | | $5,000.00 | ($5,000.00) |
| Total Operation | | | $0.00 | $0.00 |
| Net Contribution (use) of Unallocated General: 221120 | | | $0.00 | $0.00 |

Report Package: Operating Ledger
report created by: Cats

Dec 4, 2007 3:45:09 PM

# BUDGET REPORT

Organization: 223304
Wright Brothers Institute-Developmt

Report Name: Budget Report by Account

Fiscal Year: 2007-08

| ACCOUNT | ACCOUNT_DESC | Revenue Dollars | Expense Dollars | Net Contribution |
|---|---|---|---|---|
| 774100 | Data Processing Equipmnt Use-Intrnl | | $339.00 | ($339.00) |
| Total Operation | | | **$339.00** | **($339.00)** |
| Net Contribution (use) of Unallocated General: 223304 | | | **$339.00** | **($339.00)** |

Report Package: Operating Ledger
report created by: Cats

Dec 4, 2007 3:45:09 PM

# BUDGET REPORT

Organization: 223310
Research & Development-Peter Lauf

Report Name: Budget Report by Account

Fiscal Year: 2007-08

| ACCOUNT | ACCOUNT_DESC | Revenue Dollars | Expense Dollars | Net Contribution |
|---|---|---|---|---|
| 614000 | Faculty-Budget Pool | | $119,213.00 | ($119,213.00) |
| **Total Personnel Services** | | | **$119,213.00** | **($119,213.00)** |
| 623100 | Staff Benefits-Faculty | | $30,519.00 | ($30,519.00) |
| **Total Benefits** | | | **$30,519.00** | **($30,519.00)** |
| 774100 | Data Processing Equipmnt Use-Intrnl | | $254.00 | ($254.00) |
| **Total Operation** | | | **$254.00** | **($254.00)** |
| **Net Contribution (use) of Unallocated General: 223310** | | | **$149,986.00** | **($149,986.00)** |

Report Package: Operating Ledger
report created by: Cats

Dec 4, 2007 3:45:09 PM

# BUDGET REPORT

Organization: 224350
Stills Research Lab

Report Name: Budget Report by Account

Fiscal Year: 2007-08

| ACCOUNT | ACCOUNT_DESC | Revenue Dollars | Expense Dollars | Net Contribution |
|---|---|---|---|---|
| 614000 | Faculty-Budget Pool | | $159,513.00 | ($159,513.00) |
| **Total Personnel Services** | | | **$159,513.00** | **($159,513.00)** |
| 623100 | Staff Benefits-Faculty | | $40,835.00 | ($40,835.00) |
| **Total Benefits** | | | **$40,835.00** | **($40,835.00)** |
| 774100 | Data Processing Equipmnt Use-Intrnl | | $339.00 | ($339.00) |
| **Total Operation** | | | **$339.00** | **($339.00)** |
| **Net Contribution (use) of Unallocated General: 224350** | | | **$200,687.00** | **($200,687.00)** |

Report Package: Operating Ledger
report created by: Cats

Dec 4, 2007 3:45:09 PM

# BUDGET REPORT

Organization: 229000

Report Name: Budget Report by Account

Separately Budgeted Resrch Bgt Pool

Fiscal Year: 2007-08

| ACCOUNT | ACCOUNT_DESC | Revenue Dollars | Expense Dollars | Net Contribution |
|---|---|---|---|---|
| 777000 | Budget Pool-Other Miscellaneous | | $51,308.00 | ($51,308.00) |
| Total Operation | | | **$51,308.00** | **($51,308.00)** |
| Net Contribution (use) of Unallocated General: 229000 | | | **$51,308.00** | **($51,308.00)** |

Report Package: Operating Ledger

report created by: Cats

Dec 4, 2007 3:45:09 PM

# BUDGET REPORT

Organization: SAM55
Student Affairs & Admissions-SOM

Report Name: Budget Report by Account

Fiscal Year: 2007-08

| ACCOUNT | ACCOUNT_DESC | Revenue Dollars | Expense Dollars | Net Contribution |
|---|---|---|---|---|
| 611100 | Unclassified-Contract | | $165,894.00 | ($165,894.00) |
| 612000 | Classified-Budget Pool | | $211,626.00 | ($211,626.00) |
| 612150 | Classified-Retirees | | $36,735.00 | ($36,735.00) |
| 612200 | NonExempt Unclassified Hourly | | $75,828.00 | ($75,828.00) |
| 614000 | Faculty-Budget Pool | | $303,209.00 | ($303,209.00) |
| 616000 | Student Wages-Budget Pool | | $20,000.00 | ($20,000.00) |
| **Total Personnel Services** | | | **$813,292.00** | **($813,292.00)** |
| 621100 | Staff Benefits-Unclassified | | $92,821.00 | ($92,821.00) |
| 622100 | Staff Benefits-Classified/Exmt Hrly | | $112,338.00 | ($112,338.00) |
| 623100 | Staff Benefits-Faculty | | $77,622.00 | ($77,622.00) |
| **Total Benefits** | | | **$282,781.00** | **($282,781.00)** |
| 717000 | Budget Pool-Contracted Services | | $17,500.00 | ($17,500.00) |
| 730000 | Budget Pool-Supplies | | $23,000.00 | ($23,000.00) |
| 740000 | Budget Pool-Travel | | $79,500.00 | ($79,500.00) |
| 750000 | Budget Pool-Info & Communications | | $62,600.00 | ($62,600.00) |
| 760000 | Budget Pool-Maintenance & Repair | | $2,000.00 | ($2,000.00) |
| 774100 | Data Processing Equipmnt Use-Intrnl | | $282,890.00 | ($282,890.00) |
| **Total Operation** | | | **$467,490.00** | **($467,490.00)** |
| **Net Contribution (use) of Unallocated General: SAM55** | | | **$1,563,563.00** | **($1,563,563.00)** |

Report Package: Operating Ledger
report created by: Cats

Dec 4, 2007 3:40:19 PM

# BUDGET REPORT

Organization: SAM555
Student Affairs & Admissions-SOM

Report Name: Budget Report by Account

Fiscal Year: 2007-08

| ACCOUNT | ACCOUNT_DESC | Revenue Dollars | Expense Dollars | Net Contribution |
|---|---|---|---|---|
| 611100 | Unclassified-Contract | | $165,894.00 | ($165,894.00) |
| 612000 | Classified-Budget Pool | | $211,626.00 | ($211,626.00) |
| 612150 | Classified-Retirees | | $36,735.00 | ($36,735.00) |
| 612200 | NonExempt Unclassified Hourly | | $75,828.00 | ($75,828.00) |
| 614000 | Faculty-Budget Pool | | $303,209.00 | ($303,209.00) |
| 616000 | Student Wages-Budget Pool | | $20,000.00 | ($20,000.00) |
| Total Personnel Services | | | **$813,292.00** | **($813,292.00)** |
| 621100 | Staff Benefits-Unclassified | | $92,821.00 | ($92,821.00) |
| 622100 | Staff Benefits-Classified/Exmt Hrly | | $112,338.00 | ($112,338.00) |
| 623100 | Staff Benefits-Faculty | | $77,622.00 | ($77,622.00) |
| Total Benefits | | | **$282,781.00** | **($282,781.00)** |
| 717000 | Budget Pool-Contracted Services | | $17,500.00 | ($17,500.00) |
| 730000 | Budget Pool-Supplies | | $23,000.00 | ($23,000.00) |
| 740000 | Budget Pool-Travel | | $79,500.00 | ($79,500.00) |
| 750000 | Budget Pool-Info & Communications | | $62,600.00 | ($62,600.00) |
| 760000 | Budget Pool-Maintenance & Repair | | $2,000.00 | ($2,000.00) |
| 774100 | Data Processing Equipmnt Use-Intrnl | | $282,890.00 | ($282,890.00) |
| Total Operation | | | **$467,490.00** | **($467,490.00)** |
| Net Contribution (use) of Unallocated General: SAM555 | | | **$1,563,563.00** | **($1,563,563.00)** |

Report Package: Operating Ledger
report created by: Cats

Dec 4, 2007 3:42:14 PM

# BUDGET REPORT

Organization: 223900
Student Affairs & Admissions-SOM

Report Name: Budget Report by Account

Fiscal Year: 2007-08

| ACCOUNT | ACCOUNT_DESC | Revenue Dollars | Expense Dollars | Net Contribution |
|---|---|---|---|---|
| 611100 | Unclassified-Contract | | $165,894.00 | ($165,894.00) |
| 612000 | Classified-Budget Pool | | $201,626.00 | ($201,626.00) |
| 612150 | Classified-Retirees | | $36,735.00 | ($36,735.00) |
| 612200 | NonExempt Unclassified Hourly | | $75,828.00 | ($75,828.00) |
| 614000 | Faculty-Budget Pool | | $303,209.00 | ($303,209.00) |
| 616000 | Student Wages-Budget Pool | | $20,000.00 | ($20,000.00) |
| Total Personnel Services | | | $803,292.00 | ($803,292.00) |
| 621100 | Staff Benefits-Unclassified | | $92,821.00 | ($92,821.00) |
| 622100 | Staff Benefits-Classified/Exmt Hrly | | $110,838.00 | ($110,838.00) |
| 623100 | Staff Benefits-Faculty | | $77,622.00 | ($77,622.00) |
| Total Benefits | | | $281,281.00 | ($281,281.00) |
| 717000 | Budget Pool-Contracted Services | | $1,000.00 | ($1,000.00) |
| 730000 | Budget Pool-Supplies | | $19,500.00 | ($19,500.00) |
| 740000 | Budget Pool-Travel | | $50,000.00 | ($50,000.00) |
| 750000 | Budget Pool-Info & Communications | | $49,100.00 | ($49,100.00) |
| 760000 | Budget Pool-Maintenance & Repair | | $2,000.00 | ($2,000.00) |
| 774100 | Data Processing Equipmnt Use-Intrnl | | $282,890.00 | ($282,890.00) |
| Total Operation | | | $404,490.00 | ($404,490.00) |
| Net Contribution (use) of Unallocated General: 223900 | | | $1,489,063.00 | ($1,489,063.00) |

Report Package: Operating Ledger
report created by: Cats

Dec 4, 2007 3:45:09 PM

WRIGHT STATE UNIVERSITY

# BUDGET REPORT

Organization: 223902
Horizons in Medicine

Report Name: Budget Report by Account

Fiscal Year: 2007-08

| ACCOUNT | ACCOUNT_DESC | Revenue Dollars | Expense Dollars | Net Contribution |
|---|---|---|---|---|
| 612000 | Classified-Budget Pool | | $10,000.00 | ($10,000.00) |
| **Total Personnel Services** | | | **$10,000.00** | **($10,000.00)** |
| 622100 | Staff Benefits-Classified/Exmt Hrly | | $1,500.00 | ($1,500.00) |
| **Total Benefits** | | | **$1,500.00** | **($1,500.00)** |
| 730000 | Budget Pool-Supplies | | $500.00 | ($500.00) |
| 740000 | Budget Pool-Travel | | $4,000.00 | ($4,000.00) |
| 750000 | Budget Pool-Info & Communications | | $4,000.00 | ($4,000.00) |
| **Total Operation** | | | **$8,500.00** | **($8,500.00)** |
| **Net Contribution (use) of Unallocated General: 223902** | | | **$20,000.00** | **($20,000.00)** |

Report Package: Operating Ledger
report created by: Cats

Dec 4, 2007 3:45:09 PM

# BUDGET REPORT

Organization: 223903

Report Name: Budget Report by Account

Student Affairs-Student Budget

Fiscal Year: 2007-08

| ACCOUNT | ACCOUNT_DESC | Revenue Dollars | Expense Dollars | Net Contribution |
|---|---|---|---|---|
| 730000 | Budget Pool-Supplies | | $500.00 | ($500.00) |
| 740000 | Budget Pool-Travel | | $500.00 | ($500.00) |
| 750000 | Budget Pool-Info & Communications | | $2,500.00 | ($2,500.00) |
| Total Operation | | | **$3,500.00** | **($3,500.00)** |
| Net Contribution (use) of Unallocated General: 223903 | | | **$3,500.00** | **($3,500.00)** |

Report Package: Operating Ledger

report created by: Cats

Dec 4, 2007 3:45:09 PM

# BUDGET REPORT

Organization: 223904

Report Name: Budget Report by Account

Student Events-School of Medicine

Fiscal Year: 2007-08

| ACCOUNT | ACCOUNT_DESC | Revenue Dollars | Expense Dollars | Net Contribution |
|---|---|---|---|---|
| 717000 | Budget Pool-Contracted Services | | $1,500.00 | ($1,500.00) |
| 730000 | Budget Pool-Supplies | | $2,500.00 | ($2,500.00) |
| 740000 | Budget Pool-Travel | | $25,000.00 | ($25,000.00) |
| 750000 | Budget Pool-Info & Communications | | $7,000.00 | ($7,000.00) |
| Total Operation | | | **$36,000.00** | **($36,000.00)** |
| Net Contribution (use) of Unallocated General: 223904 | | | **$36,000.00** | **($36,000.00)** |

Report Package: Operating Ledger

report created by: Cats

Dec 4, 2007 3:45:09 PM

# BUDGET REPORT

Organization: 223910
Medical Student Counseling

Report Name: Budget Report by Account

Fiscal Year: 2007-08

| ACCOUNT | ACCOUNT_DESC | Revenue Dollars | Expense Dollars | Net Contribution |
|---|---|---|---|---|
| 717000 | Budget Pool-Contracted Services | | $15,000.00 | ($15,000.00) |
| Total Operation | | | **$15,000.00** | **($15,000.00)** |
| Net Contribution (use) of Unallocated General: 223910 | | | **$15,000.00** | **($15,000.00)** |

Report Package: Operating Ledger
report created by: Cats

Dec 4, 2007 3:45:09 PM

# BUDGET REPORT

Organization: SMI55
School of Medicine Income

Report Name: Budget Report by Account

Fiscal Year: 2007-08

| ACCOUNT | ACCOUNT_DESC | Revenue Dollars | Expense Dollars | Net Contribution |
|---|---|---|---|---|
| 500100 | State Share of Instruction | $10,655,000.00 | | $10,655,000.00 |
| 501107 | Masters I&G Fees Summer | $90,000.00 | | $90,000.00 |
| 501110 | Masters I&G Fees Fall | $152,500.00 | | $152,500.00 |
| 501120 | Masters I&G Fees Winter | $152,500.00 | | $152,500.00 |
| 501130 | Masters I&G Fees Spring | $152,500.00 | | $152,500.00 |
| 501256 | Doctoral I&G Fees SOM Term1 | $5,470,776.00 | | $5,470,776.00 |
| 501257 | Doctoral I&G Fees SOM Term2 | $5,381,231.00 | | $5,381,231.00 |
| 501555 | Tuition-Doctoral SOM Term1 | $85,573.00 | | $85,573.00 |
| 501565 | Tuition-Doctoral SOM Term2 | $85,573.00 | | $85,573.00 |
| 501620 | Application Fee-Doctoral | $97,000.00 | | $97,000.00 |
| 501800 | Registration Fees | $5,000.00 | | $5,000.00 |
| 502600 | Miscellaneous Student Fees | $80,000.00 | | $80,000.00 |
| 504000 | Facilities & Admin-Federal-Research | $3,400,000.00 | | $3,400,000.00 |
| 504100 | Facilities & Admin-Federal-Other | $450,000.00 | | $450,000.00 |
| 504250 | Facilities & Admin-State-Research | $70,000.00 | | $70,000.00 |
| 504750 | Facilities & Admin-Nongovt-Research | $80,000.00 | | $80,000.00 |
| 505250 | Departmental Sales & Service | $930,000.00 | | $930,000.00 |
| 507300 | Interest & Dividend Income | $300,000.00 | | $300,000.00 |
| 507450 | Rental Income | $97,968.00 | | $97,968.00 |
| Total Revenue | | $27,735,621.00 | | $27,735,621.00 |
| Net Contribution (use) of Unallocated General: SMI55 | | $27,735,621.00 | | $27,735,621.00 |

Report Package: Operating Ledger
report created by: Cats

Dec 4, 2007 3:40:19 PM

# BUDGET REPORT

Organization: SMI555
School of Medicine Income

Report Name: Budget Report by Account

Fiscal Year: 2007-08

| ACCOUNT | ACCOUNT_DESC | Revenue Dollars | Expense Dollars | Net Contribution |
|---|---|---|---|---|
| 500100 | State Share of Instruction | $10,655,000.00 | | $10,655,000.00 |
| 501107 | Masters I&G Fees Summer | $90,000.00 | | $90,000.00 |
| 501110 | Masters I&G Fees Fall | $152,500.00 | | $152,500.00 |
| 501120 | Masters I&G Fees Winter | $152,500.00 | | $152,500.00 |
| 501130 | Masters I&G Fees Spring | $152,500.00 | | $152,500.00 |
| 501256 | Doctoral I&G Fees SOM Term1 | $5,470,776.00 | | $5,470,776.00 |
| 501257 | Doctoral I&G Fees SOM Term2 | $5,381,231.00 | | $5,381,231.00 |
| 501555 | Tuition-Doctoral SOM Term1 | $85,573.00 | | $85,573.00 |
| 501565 | Tuition-Doctoral SOM Term2 | $85,573.00 | | $85,573.00 |
| 501620 | Application Fee-Doctoral | $97,000.00 | | $97,000.00 |
| 501800 | Registration Fees | $5,000.00 | | $5,000.00 |
| 502600 | Miscellaneous Student Fees | $80,000.00 | | $80,000.00 |
| 504000 | Facilities & Admin-Federal-Research | $3,400,000.00 | | $3,400,000.00 |
| 504100 | Facilities & Admin-Federal-Other | $450,000.00 | | $450,000.00 |
| 504250 | Facilities & Admin-State-Research | $70,000.00 | | $70,000.00 |
| 504750 | Facilities & Admin-Nongovt-Research | $80,000.00 | | $80,000.00 |
| 505250 | Departmental Sales & Service | $930,000.00 | | $930,000.00 |
| 507300 | Interest & Dividend Income | $300,000.00 | | $300,000.00 |
| 507450 | Rental Income | $97,968.00 | | $97,968.00 |
| Total Revenue | | $27,735,621.00 | | $27,735,621.00 |
| Net Contribution (use) of Unallocated General: SMI555 | | $27,735,621.00 | | $27,735,621.00 |

Report Package: Operating Ledger
report created by: Cats

Dec 4, 2007 3:42:14 PM

# BUDGET REPORT

Organization: 220000
School of Medicine Income

Report Name: Budget Report by Account

Fiscal Year: 2007-08

| ACCOUNT | ACCOUNT_DESC | Revenue Dollars | Expense Dollars | Net Contribution |
|---|---|---|---|---|
| 500100 | State Share of Instruction | $10,262,409.00 | | $10,262,409.00 |
| 501620 | Application Fee-Doctoral | $97,000.00 | | $97,000.00 |
| 501800 | Registration Fees | $5,000.00 | | $5,000.00 |
| 502600 | Miscellaneous Student Fees | $80,000.00 | | $80,000.00 |
| 504000 | Facilities & Admin-Federal-Research | $3,400,000.00 | | $3,400,000.00 |
| 504100 | Facilities & Admin-Federal-Other | $450,000.00 | | $450,000.00 |
| 504250 | Facilities & Admin-State-Research | $70,000.00 | | $70,000.00 |
| 504750 | Facilities & Admin-Nongovt-Research | $80,000.00 | | $80,000.00 |
| 505250 | Departmental Sales & Service | $930,000.00 | | $930,000.00 |
| 507300 | Interest & Dividend Income | $300,000.00 | | $300,000.00 |
| 507450 | Rental Income | $97,968.00 | | $97,968.00 |
| Total Revenue | | $15,772,377.00 | | $15,772,377.00 |
| Net Contribution (use) of Unallocated General: 220000 | | $15,772,377.00 | | $15,772,377.00 |

Report Package: Operating Ledger
report created by: Cats

Dec 4, 2007 3:45:09 PM

# BUDGET REPORT

Organization: 220002
Instructionl&Gen Fee Doctoral-SOM

Report Name: Budget Report by Account

Fiscal Year: 2007-08

| ACCOUNT | ACCOUNT_DESC | Revenue Dollars | Expense Dollars | Net Contribution |
|---|---|---|---|---|
| 501256 | Doctoral I&G Fees SOM Term1 | $5,470,776.00 | | $5,470,776.00 |
| 501257 | Doctoral I&G Fees SOM Term2 | $5,381,231.00 | | $5,381,231.00 |
| Total Revenue | | **$10,852,007.00** | | **$10,852,007.00** |
| Net Contribution (use) of Unallocated General: 220002 | | **$10,852,007.00** | | **$10,852,007.00** |

Report Package: Operating Ledger
report created by: Cats

Dec 4, 2007 3:45:09 PM

# BUDGET REPORT

Organization: 220003
Tuition Fees-SOM

Report Name: Budget Report by Account

Fiscal Year: 2007-08

| ACCOUNT | ACCOUNT_DESC | Revenue Dollars | Expense Dollars | Net Contribution |
|---|---|---|---|---|
| 501555 | Tuition-Doctoral SOM Term1 | $85,573.00 | | $85,573.00 |
| 501565 | Tuition-Doctoral SOM Term2 | $85,573.00 | | $85,573.00 |
| Total Revenue | | **$171,146.00** | | **$171,146.00** |
| Net Contribution (use) of Unallocated General: 220003 | | **$171,146.00** | | **$171,146.00** |

Report Package: Operating Ledger
report created by: Cats

Dec 4, 2007 3:45:09 PM

# BUDGET REPORT

Organization: 220100
Masters Revenue-Public Health

Report Name: Budget Report by Account

Fiscal Year: 2007-08

| ACCOUNT | ACCOUNT_DESC | Revenue Dollars | Expense Dollars | Net Contribution |
|---|---|---|---|---|
| 500100 | State Share of Instruction | $231,108.00 | | $231,108.00 |
| 501107 | Masters I&G Fees Summer | $75,000.00 | | $75,000.00 |
| 501110 | Masters I&G Fees Fall | $125,000.00 | | $125,000.00 |
| 501120 | Masters I&G Fees Winter | $125,000.00 | | $125,000.00 |
| 501130 | Masters I&G Fees Spring | $125,000.00 | | $125,000.00 |
| Total Revenue | | $681,108.00 | | $681,108.00 |
| Net Contribution (use) of Unallocated General: 220100 | | $681,108.00 | | $681,108.00 |

Report Package: Operating Ledger
report created by: Cats

Dec 4, 2007 3:45:09 PM

# BUDGET REPORT

Organization: 220110

Report Name: Budget Report by Account

Masters Revenue-Pharmacology/Toxico

Fiscal Year: 2007-08

| ACCOUNT | ACCOUNT_DESC | Revenue Dollars | Expense Dollars | Net Contribution |
|---|---|---|---|---|
| 500100 | State Share of Instruction | $161,483.00 | | $161,483.00 |
| 501107 | Masters I&G Fees Summer | $15,000.00 | | $15,000.00 |
| 501110 | Masters I&G Fees Fall | $27,500.00 | | $27,500.00 |
| 501120 | Masters I&G Fees Winter | $27,500.00 | | $27,500.00 |
| 501130 | Masters I&G Fees Spring | $27,500.00 | | $27,500.00 |
| Total Revenue | | $258,983.00 | | $258,983.00 |
| Net Contribution (use) of Unallocated General: 220110 | | $258,983.00 | | $258,983.00 |

Report Package: Operating Ledger
report created by: Cats

Dec 4, 2007 3:45:09 PM

# BUDGET REPORT

Organization: SOMDA
School of Medicine Admin

Report Name: Budget Report by Account

Fiscal Year: 2007-08

| ACCOUNT | ACCOUNT_DESC | Revenue Dollars | Expense Dollars | Net Contribution |
|---|---|---|---|---|
| 611100 | Unclassified-Contract | | $65,679.00 | ($65,679.00) |
| 612000 | Classified-Budget Pool | | $62,016.00 | ($62,016.00) |
| 614000 | Faculty-Budget Pool | | $212,792.00 | ($212,792.00) |
| 614300 | Faculty-Teaching/Svc Merit Award | | $2,000.00 | ($2,000.00) |
| **Total Personnel Services** | | | **$342,487.00** | **($342,487.00)** |
| 621100 | Staff Benefits-Unclassified | | $25,221.00 | ($25,221.00) |
| 622100 | Staff Benefits-Classified/Exmt Hrly | | $28,837.00 | ($28,837.00) |
| 623100 | Staff Benefits-Faculty | | $54,475.00 | ($54,475.00) |
| **Total Benefits** | | | **$108,533.00** | **($108,533.00)** |
| 730000 | Budget Pool-Supplies | | $3,500.00 | ($3,500.00) |
| 740000 | Budget Pool-Travel | | $20,000.00 | ($20,000.00) |
| 750000 | Budget Pool-Info & Communications | | $65,000.00 | ($65,000.00) |
| 774100 | Data Processing Equipmnt Use-Intrnl | | $30,642.00 | ($30,642.00) |
| 777000 | Budget Pool-Other Miscellaneous | | ($5,180,129.00) | $5,180,129.00 |
| **Total Operation** | | | **($5,060,987.00)** | **$5,060,987.00** |
| 879880 | Earning Support/Trsf-Debit | | $641,403.00 | ($641,403.00) |
| **Total Transfers** | | | **$641,403.00** | **($641,403.00)** |
| **Net Contribution (use) of Unallocated General: SOMDA** | | | **($3,968,564.00)** | **$3,968,564.00** |

Report Package: Operating Ledger
report created by: Cats

Dec 4, 2007 3:40:19 PM

# BUDGET REPORT

Organization: SOMDA5
School of Medicine Admin

Report Name: Budget Report by Account

Fiscal Year: 2007-08

| ACCOUNT | ACCOUNT_DESC | Revenue Dollars | Expense Dollars | Net Contribution |
|---|---|---|---|---|
| 611100 | Unclassified-Contract | | $65,679.00 | ($65,679.00) |
| 612000 | Classified-Budget Pool | | $62,016.00 | ($62,016.00) |
| 614000 | Faculty-Budget Pool | | $212,792.00 | ($212,792.00) |
| 614300 | Faculty-Teaching/Svc Merit Award | | $2,000.00 | ($2,000.00) |
| **Total Personnel Services** | | | **$342,487.00** | **($342,487.00)** |
| 621100 | Staff Benefits-Unclassified | | $25,221.00 | ($25,221.00) |
| 622100 | Staff Benefits-Classified/Exmt Hrly | | $28,837.00 | ($28,837.00) |
| 623100 | Staff Benefits-Faculty | | $54,475.00 | ($54,475.00) |
| **Total Benefits** | | | **$108,533.00** | **($108,533.00)** |
| 730000 | Budget Pool-Supplies | | $3,500.00 | ($3,500.00) |
| 740000 | Budget Pool-Travel | | $20,000.00 | ($20,000.00) |
| 750000 | Budget Pool-Info & Communications | | $65,000.00 | ($65,000.00) |
| 774100 | Data Processing Equipmnt Use-Intrnl | | $30,642.00 | ($30,642.00) |
| 777000 | Budget Pool-Other Miscellaneous | | ($5,180,129.00) | $5,180,129.00 |
| **Total Operation** | | | **($5,060,987.00)** | **$5,060,987.00** |
| 879880 | Earning Support/Trsf-Debit | | $641,403.00 | ($641,403.00) |
| **Total Transfers** | | | **$641,403.00** | **($641,403.00)** |
| **Net Contribution (use) of Unallocated General: SOMDA5** | | | **($3,968,564.00)** | **$3,968,564.00** |

Report Package: Operating Ledger
report created by: Cats

Dec 4, 2007 3:42:14 PM

# BUDGET REPORT

Organization: 223050
Dean's Office-School of Medicine

Report Name: Budget Report by Account

Fiscal Year: 2007-08

| ACCOUNT | ACCOUNT_DESC | Revenue Dollars | Expense Dollars | Net Contribution |
|---|---|---|---|---|
| 611100 | Unclassified-Contract | | $65,679.00 | ($65,679.00) |
| 612000 | Classified-Budget Pool | | $62,016.00 | ($62,016.00) |
| 614000 | Faculty-Budget Pool | | $212,792.00 | ($212,792.00) |
| 614300 | Faculty-Teaching/Svc Merit Award | | $2,000.00 | ($2,000.00) |
| **Total Personnel Services** | | | **$342,487.00** | **($342,487.00)** |
| 621100 | Staff Benefits-Unclassified | | $25,221.00 | ($25,221.00) |
| 622100 | Staff Benefits-Classified/Exmt Hrly | | $28,837.00 | ($28,837.00) |
| 623100 | Staff Benefits-Faculty | | $54,475.00 | ($54,475.00) |
| **Total Benefits** | | | **$108,533.00** | **($108,533.00)** |
| 730000 | Budget Pool-Supplies | | $3,500.00 | ($3,500.00) |
| 740000 | Budget Pool-Travel | | $20,000.00 | ($20,000.00) |
| 750000 | Budget Pool-Info & Communications | | $65,000.00 | ($65,000.00) |
| 774100 | Data Processing Equipmnt Use-Intrnl | | $30,642.00 | ($30,642.00) |
| **Total Operation** | | | **$119,142.00** | **($119,142.00)** |
| **Net Contribution (use) of Unallocated General: 223050** | | | **$570,162.00** | **($570,162.00)** |

Report Package: Operating Ledger
report created by: Cats

Dec 4, 2007 3:45:09 PM

# BUDGET REPORT

Organization: 223058
Earnings Support-School of Med

Report Name: Budget Report by Account

Fiscal Year: 2007-08

| ACCOUNT | ACCOUNT_DESC | Revenue Dollars | Expense Dollars | Net Contribution |
|---|---|---|---|---|
| 879880 | Earning Support/Trsf-Debit | | $641,403.00 | ($641,403.00) |
| Total Transfers | | | **$641,403.00** | **($641,403.00)** |
| Net Contribution (use) of Unallocated General: 223058 | | | **$641,403.00** | **($641,403.00)** |

Report Package: Operating Ledger
report created by: Cats

Dec 4, 2007 3:45:09 PM

# BUDGET REPORT

Organization: 223400
Clinical Teaching Subsidy-Unrest

Report Name: Budget Report by Account

Fiscal Year: 2007-08

| ACCOUNT | ACCOUNT_DESC | Revenue Dollars | Expense Dollars | Net Contribution |
|---|---|---|---|---|
| 777000 | Budget Pool-Other Miscellaneous | | ($4,100,460.00) | $4,100,460.00 |
| Total Operation | | | **($4,100,460.00)** | **$4,100,460.00** |
| Net Contribution (use) of Unallocated General: 223400 | | | **($4,100,460.00)** | **$4,100,460.00** |

Report Package: Operating Ledger
report created by: Cats

Dec 4, 2007 3:45:09 PM

# BUDGET REPORT

Organization: 223401
Fam Pract Instruct Subsidy-Unrest

Report Name: Budget Report by Account

Fiscal Year: 2007-08

| ACCOUNT | ACCOUNT_DESC | Revenue Dollars | Expense Dollars | Net Contribution |
|---|---|---|---|---|
| 777000 | Budget Pool-Other Miscellaneous | | ($604,852.00) | $604,852.00 |
| Total Operation | | | **($604,852.00)** | **$604,852.00** |
| Net Contribution (use) of Unallocated General: 223401 | | | **($604,852.00)** | **$604,852.00** |

Report Package: Operating Ledger
report created by: Cats

Dec 4, 2007 3:45:09 PM

# BUDGET REPORT

Organization: 223402
Prim Care Instruct Subsidy-Unrest

Report Name: Budget Report by Account

Fiscal Year: 2007-08

| ACCOUNT | ACCOUNT_DESC | Revenue Dollars | Expense Dollars | Net Contribution |
|---|---|---|---|---|
| 777000 | Budget Pool-Other Miscellaneous | | ($367,661.00) | $367,661.00 |
| Total Operation | | | **($367,661.00)** | **$367,661.00** |
| Net Contribution (use) of Unallocated General: 223402 | | | **($367,661.00)** | **$367,661.00** |

Report Package: Operating Ledger
report created by: Cats

Dec 4, 2007 3:45:09 PM

# BUDGET REPORT

Organization: 223403
Geriatric Instruct Subsidy-Unrest

Report Name: Budget Report by Account

Fiscal Year: 2007-08

| ACCOUNT | ACCOUNT_DESC | Revenue Dollars | Expense Dollars | Net Contribution |
|---|---|---|---|---|
| 777000 | Budget Pool-Other Miscellaneous | | ($107,156.00) | $107,156.00 |
| Total Operation | | | **($107,156.00)** | **$107,156.00** |
| Net Contribution (use) of Unallocated General: 223403 | | | **($107,156.00)** | **$107,156.00** |

Report Package: Operating Ledger
report created by: Cats

Dec 4, 2007 3:45:09 PM

# BUDGET REPORT

Organization: SPM55
Scholarships-SOM

Report Name: Budget Report by Account

Fiscal Year: 2007-08

| ACCOUNT | ACCOUNT_DESC | Revenue Dollars | Expense Dollars | Net Contribution |
|---|---|---|---|---|
| 773000 | Budget Pool-Scholarships&Fellowshps | | $650,000.00 | ($650,000.00) |
| Total Operation | | | **$650,000.00** | **($650,000.00)** |
| Net Contribution (use) of Unallocated General: SPM55 | | | **$650,000.00** | **($650,000.00)** |

Report Package: Operating Ledger
report created by: Cats

Dec 4, 2007 3:40:19 PM

# BUDGET REPORT

Organization: SPM555
Scholarships-SOM

Report Name: Budget Report by Account

Fiscal Year: 2007-08

| ACCOUNT | ACCOUNT_DESC | Revenue Dollars | Expense Dollars | Net Contribution |
|---|---|---|---|---|
| 773000 | Budget Pool-Scholarships&Fellowshps | | $650,000.00 | ($650,000.00) |
| Total Operation | | | **$650,000.00** | **($650,000.00)** |
| Net Contribution (use) of Unallocated General: SPM555 | | | **$650,000.00** | **($650,000.00)** |

Report Package: Operating Ledger
report created by: Cats

Dec 4, 2007 3:42:14 PM

# BUDGET REPORT

Organization: 223051
Scholarships-Dean-School of Medicne

Report Name: Budget Report by Account

Fiscal Year: 2007-08

| ACCOUNT | ACCOUNT_DESC | Revenue Dollars | Expense Dollars | Net Contribution |
|---|---|---|---|---|
| 773000 | Budget Pool-Scholarships&Fellowshps | | $650,000.00 | ($650,000.00) |
| Total Operation | | | **$650,000.00** | **($650,000.00)** |
| Net Contribution (use) of Unallocated General: 223051 | | | **$650,000.00** | **($650,000.00)** |

Report Package: Operating Ledger
report created by: Cats

Dec 4, 2007 3:45:09 PM

# BUDGET REPORT

Organization: SUR55
Surgery

Report Name: Budget Report by Account

Fiscal Year: 2007-08

| ACCOUNT | ACCOUNT_DESC | Revenue Dollars | Expense Dollars | Net Contribution |
|---|---|---|---|---|
| 505250 | Departmental Sales & Service | $162,228.00 | | $162,228.00 |
| **Total Revenue** | | **$162,228.00** | | **$162,228.00** |
| 611100 | Unclassified-Contract | | $158,464.00 | ($158,464.00) |
| 612000 | Classified-Budget Pool | | $34,673.00 | ($34,673.00) |
| 612200 | NonExempt Unclassified Hourly | | $39,353.00 | ($39,353.00) |
| 614000 | Faculty-Budget Pool | | $453,847.00 | ($453,847.00) |
| **Total Personnel Services** | | | **$686,337.00** | **($686,337.00)** |
| 621100 | Staff Benefits-Unclassified | | $75,962.00 | ($75,962.00) |
| 622100 | Staff Benefits-Classified/Exmt Hrly | | $16,123.00 | ($16,123.00) |
| 623100 | Staff Benefits-Faculty | | $112,250.00 | ($112,250.00) |
| **Total Benefits** | | | **$204,335.00** | **($204,335.00)** |
| 717000 | Budget Pool-Contracted Services | | $60,000.00 | ($60,000.00) |
| 730000 | Budget Pool-Supplies | | $11,000.00 | ($11,000.00) |
| 740000 | Budget Pool-Travel | | $47,880.00 | ($47,880.00) |
| 750000 | Budget Pool-Info & Communications | | $16,000.00 | ($16,000.00) |
| 774100 | Data Processing Equipmnt Use-Intrnl | | $2,391.00 | ($2,391.00) |
| **Total Operation** | | | **$137,271.00** | **($137,271.00)** |
| **Net Contribution (use) of Unallocated General: SUR55** | | **$162,228.00** | **$1,027,943.00** | **($865,715.00)** |

Report Package: Operating Ledger
report created by: Cats

Dec 4, 2007 3:40:19 PM

# BUDGET REPORT

Organization: OTO555
Otolaryngology

Report Name: Budget Report by Account

Fiscal Year: 2007-08

| ACCOUNT | ACCOUNT_DESC | Revenue Dollars | Expense Dollars | Net Contribution |
|---|---|---|---|---|
| 614000 | Faculty-Budget Pool | | $43,046.00 | ($43,046.00) |
| **Total Personnel Services** | | | **$43,046.00** | **($43,046.00)** |
| 623100 | Staff Benefits-Faculty | | $11,020.00 | ($11,020.00) |
| **Total Benefits** | | | **$11,020.00** | **($11,020.00)** |
| 774100 | Data Processing Equipmnt Use-Intrnl | | $339.00 | ($339.00) |
| **Total Operation** | | | **$339.00** | **($339.00)** |
| **Net Contribution (use) of Unallocated General: OTO555** | | | **$54,405.00** | **($54,405.00)** |

Report Package: Operating Ledger
report created by: Cats

Dec 4, 2007 3:42:14 PM

# BUDGET REPORT

Organization: 225800
Otolaryngology

Report Name: Budget Report by Account

Fiscal Year: 2007-08

| ACCOUNT | ACCOUNT_DESC | Revenue Dollars | Expense Dollars | Net Contribution |
|---|---|---|---|---|
| 614000 | Faculty-Budget Pool | | $43,046.00 | ($43,046.00) |
| **Total Personnel Services** | | | **$43,046.00** | **($43,046.00)** |
| 623100 | Staff Benefits-Faculty | | $11,020.00 | ($11,020.00) |
| **Total Benefits** | | | **$11,020.00** | **($11,020.00)** |
| 774100 | Data Processing Equipmnt Use-Intrnl | | $339.00 | ($339.00) |
| **Total Operation** | | | **$339.00** | **($339.00)** |
| **Net Contribution (use) of Unallocated General: 225800** | | | **$54,405.00** | **($54,405.00)** |

Report Package: Operating Ledger
report created by: Cats

Dec 4, 2007 3:45:09 PM

# BUDGET REPORT

Organization: SUR551
Surgery

Report Name: Budget Report by Account

Fiscal Year: 2007-08

| ACCOUNT | ACCOUNT_DESC | Revenue Dollars | Expense Dollars | Net Contribution |
|---|---|---|---|---|
| 611100 | Unclassified-Contract | | $158,464.00 | ($158,464.00) |
| 612000 | Classified-Budget Pool | | $34,673.00 | ($34,673.00) |
| 612200 | NonExempt Unclassified Hourly | | $39,353.00 | ($39,353.00) |
| 614000 | Faculty-Budget Pool | | $53,277.00 | ($53,277.00) |
| Total Personnel Services | | | **$285,767.00** | **($285,767.00)** |
| 621100 | Staff Benefits-Unclassified | | $75,962.00 | ($75,962.00) |
| 622100 | Staff Benefits-Classified/Exmt Hrly | | $16,123.00 | ($16,123.00) |
| 623100 | Staff Benefits-Faculty | | $13,639.00 | ($13,639.00) |
| Total Benefits | | | **$105,724.00** | **($105,724.00)** |
| 730000 | Budget Pool-Supplies | | $6,000.00 | ($6,000.00) |
| 740000 | Budget Pool-Travel | | $15,000.00 | ($15,000.00) |
| 750000 | Budget Pool-Info & Communications | | $8,000.00 | ($8,000.00) |
| 774100 | Data Processing Equipmnt Use-Intrnl | | $1,594.00 | ($1,594.00) |
| Total Operation | | | **$30,594.00** | **($30,594.00)** |
| Net Contribution (use) of Unallocated General: SUR551 | | | **$422,085.00** | **($422,085.00)** |

Report Package: Operating Ledger
report created by: Cats

Dec 4, 2007 3:42:14 PM

# BUDGET REPORT

Organization: 226600
Surgery

Report Name: Budget Report by Account

Fiscal Year: 2007-08

| ACCOUNT | ACCOUNT_DESC | Revenue Dollars | Expense Dollars | Net Contribution |
|---|---|---|---|---|
| 611100 | Unclassified-Contract | | $158,464.00 | ($158,464.00) |
| 612000 | Classified-Budget Pool | | $34,673.00 | ($34,673.00) |
| 612200 | NonExempt Unclassified Hourly | | $39,353.00 | ($39,353.00) |
| 614000 | Faculty-Budget Pool | | $53,277.00 | ($53,277.00) |
| **Total Personnel Services** | | | **$285,767.00** | **($285,767.00)** |
| 621100 | Staff Benefits-Unclassified | | $75,962.00 | ($75,962.00) |
| 622100 | Staff Benefits-Classified/Exmt Hrly | | $16,123.00 | ($16,123.00) |
| 623100 | Staff Benefits-Faculty | | $13,639.00 | ($13,639.00) |
| **Total Benefits** | | | **$105,724.00** | **($105,724.00)** |
| 730000 | Budget Pool-Supplies | | $6,000.00 | ($6,000.00) |
| 740000 | Budget Pool-Travel | | $15,000.00 | ($15,000.00) |
| 750000 | Budget Pool-Info & Communications | | $8,000.00 | ($8,000.00) |
| 774100 | Data Processing Equipmnt Use-Intrnl | | $1,594.00 | ($1,594.00) |
| **Total Operation** | | | **$30,594.00** | **($30,594.00)** |
| **Net Contribution (use) of Unallocated General: 226600** | | | **$422,085.00** | **($422,085.00)** |

Report Package: Operating Ledger
report created by: Cats

Dec 4, 2007 3:45:09 PM

# BUDGET REPORT

Organization: SUR552
Faculty Agreements-Surgery

Report Name: Budget Report by Account

Fiscal Year: 2007-08

| ACCOUNT | ACCOUNT_DESC | Revenue Dollars | Expense Dollars | Net Contribution |
|---|---|---|---|---|
| 614000 | Faculty-Budget Pool | | $312,661.00 | ($312,661.00) |
| **Total Personnel Services** | | | **$312,661.00** | **($312,661.00)** |
| 623100 | Staff Benefits-Faculty | | $76,106.00 | ($76,106.00) |
| **Total Benefits** | | | **$76,106.00** | **($76,106.00)** |
| 774100 | Data Processing Equipmnt Use-Intrnl | | $458.00 | ($458.00) |
| **Total Operation** | | | **$458.00** | **($458.00)** |
| **Net Contribution (use) of Unallocated General: SUR552** | | | **$389,225.00** | **($389,225.00)** |

Report Package: Operating Ledger
report created by: Cats

Dec 4, 2007 3:42:14 PM

# BUDGET REPORT

Organization: 226620
Faculty Agreement-Little

Report Name: Budget Report by Account

Fiscal Year: 2007-08

| ACCOUNT | ACCOUNT_DESC | Revenue Dollars | Expense Dollars | Net Contribution |
|---|---|---|---|---|
| 614000 | Faculty-Budget Pool | | $231,930.00 | ($231,930.00) |
| **Total Personnel Services** | | | **$231,930.00** | **($231,930.00)** |
| 623100 | Staff Benefits-Faculty | | $59,374.00 | ($59,374.00) |
| **Total Benefits** | | | **$59,374.00** | **($59,374.00)** |
| 774100 | Data Processing Equipmnt Use-Intrnl | | $237.00 | ($237.00) |
| **Total Operation** | | | **$237.00** | **($237.00)** |
| **Net Contribution (use) of Unallocated General: 226620** | | | **$291,541.00** | **($291,541.00)** |

Report Package: Operating Ledger
report created by: Cats

Dec 4, 2007 3:45:09 PM

# BUDGET REPORT

Organization: 226626
Faculty Agreement-Lemmon

Report Name: Budget Report by Account

Fiscal Year: 2007-08

| ACCOUNT | ACCOUNT_DESC | Revenue Dollars | Expense Dollars | Net Contribution |
|---|---|---|---|---|
| 614000 | Faculty-Budget Pool | | $22,613.00 | ($22,613.00) |
| **Total Personnel Services** | | | **$22,613.00** | **($22,613.00)** |
| 623100 | Staff Benefits-Faculty | | $5,789.00 | ($5,789.00) |
| **Total Benefits** | | | **$5,789.00** | **($5,789.00)** |
| 774100 | Data Processing Equipmnt Use-Intrnl | | $51.00 | ($51.00) |
| **Total Operation** | | | **$51.00** | **($51.00)** |
| **Net Contribution (use) of Unallocated General: 226626** | | | **$28,453.00** | **($28,453.00)** |

Report Package: Operating Ledger
report created by: Cats

Dec 4, 2007 3:45:09 PM

# BUDGET REPORT

Organization: 226635
Faculty Agreement-Turk

Report Name: Budget Report by Account

Fiscal Year: 2007-08

| ACCOUNT | ACCOUNT_DESC | Revenue Dollars | Expense Dollars | Net Contribution |
|---|---|---|---|---|
| 614000 | Faculty-Budget Pool | | $31,734.00 | ($31,734.00) |
| **Total Personnel Services** | | | **$31,734.00** | **($31,734.00)** |
| 623100 | Staff Benefits-Faculty | | $4,189.00 | ($4,189.00) |
| **Total Benefits** | | | **$4,189.00** | **($4,189.00)** |
| **Net Contribution (use) of Unallocated General: 226635** | | | **$35,923.00** | **($35,923.00)** |

Report Package: Operating Ledger
report created by: Cats

Dec 4, 2007 3:45:09 PM

# BUDGET REPORT

Organization: 226638
Faculty Agreement-Tcharz

Report Name: Budget Report by Account

Fiscal Year: 2007-08

| ACCOUNT | ACCOUNT_DESC | Revenue Dollars | Expense Dollars | Net Contribution |
|---|---|---|---|---|
| 614000 | Faculty-Budget Pool | | $26,384.00 | ($26,384.00) |
| **Total Personnel Services** | | | **$26,384.00** | **($26,384.00)** |
| 623100 | Staff Benefits-Faculty | | $6,754.00 | ($6,754.00) |
| **Total Benefits** | | | **$6,754.00** | **($6,754.00)** |
| 774100 | Data Processing Equipmnt Use-Intrnl | | $170.00 | ($170.00) |
| **Total Operation** | | | **$170.00** | **($170.00)** |
| **Net Contribution (use) of Unallocated General: 226638** | | | **$33,308.00** | **($33,308.00)** |

Report Package: Operating Ledger
report created by: Cats

Dec 4, 2007 3:45:09 PM

# BUDGET REPORT

Organization: SUR554
Graduate Medical Education-Surgery

Report Name: Budget Report by Account

Fiscal Year: 2007-08

| ACCOUNT | ACCOUNT_DESC | Revenue Dollars | Expense Dollars | Net Contribution |
|---|---|---|---|---|
| 505250 | Departmental Sales & Service | $162,228.00 | | $162,228.00 |
| **Total Revenue** | | **$162,228.00** | | **$162,228.00** |
| 614000 | Faculty-Budget Pool | | $44,863.00 | ($44,863.00) |
| **Total Personnel Services** | | | **$44,863.00** | **($44,863.00)** |
| 623100 | Staff Benefits-Faculty | | $11,485.00 | ($11,485.00) |
| **Total Benefits** | | | **$11,485.00** | **($11,485.00)** |
| 717000 | Budget Pool-Contracted Services | | $60,000.00 | ($60,000.00) |
| 730000 | Budget Pool-Supplies | | $5,000.00 | ($5,000.00) |
| 740000 | Budget Pool-Travel | | $32,880.00 | ($32,880.00) |
| 750000 | Budget Pool-Info & Communications | | $8,000.00 | ($8,000.00) |
| **Total Operation** | | | **$105,880.00** | **($105,880.00)** |
| **Net Contribution (use) of Unallocated General: SUR554** | | **$162,228.00** | **$162,228.00** | **$0.00** |

Report Package: Operating Ledger
report created by: Cats

Dec 4, 2007 3:42:14 PM

# BUDGET REPORT

Organization: 221647
R/E Residency Fiscal Agent

Report Name: Budget Report by Account

Fiscal Year: 2007-08

| ACCOUNT | ACCOUNT_DESC | Revenue Dollars | Expense Dollars | Net Contribution |
|---|---|---|---|---|
| 505250 | Departmental Sales & Service | $162,228.00 | | $162,228.00 |
| **Total Revenue** | | **$162,228.00** | | **$162,228.00** |
| 614000 | Faculty-Budget Pool | | $44,863.00 | ($44,863.00) |
| **Total Personnel Services** | | | **$44,863.00** | **($44,863.00)** |
| 623100 | Staff Benefits-Faculty | | $11,485.00 | ($11,485.00) |
| **Total Benefits** | | | **$11,485.00** | **($11,485.00)** |
| 717000 | Budget Pool-Contracted Services | | $60,000.00 | ($60,000.00) |
| 730000 | Budget Pool-Supplies | | $5,000.00 | ($5,000.00) |
| 740000 | Budget Pool-Travel | | $32,880.00 | ($32,880.00) |
| 750000 | Budget Pool-Info & Communications | | $8,000.00 | ($8,000.00) |
| **Total Operation** | | | **$105,880.00** | **($105,880.00)** |
| **Net Contribution (use) of Unallocated General: 221647** | | **$162,228.00** | **$162,228.00** | **$0.00** |

Report Package: Operating Ledger
report created by: Cats

Dec 4, 2007 3:45:09 PM

# BUDGET DETAIL

# H. Provost (cont'd)

## School of Nursing & Health

# BUDGET REPORT

Organization: CONH
College of Nursing & Health

Report Name: Budget Report by Account

Fiscal Year: 2007-08

| ACCOUNT | ACCOUNT_DESC | Revenue Dollars | Expense Dollars | Net Contribution |
|---|---|---|---|---|
| 502600 | Miscellaneous Student Fees | $2,000.00 | | $2,000.00 |
| 505370 | Student Clinic Fees | $274,023.00 | | $274,023.00 |
| 507350 | Miscellaneous Income | $74,498.10 | | $74,498.10 |
| **Total Revenue** | | **$350,521.10** | | **$350,521.10** |
| 611100 | Unclassified-Contract | | $422,751.49 | ($422,751.49) |
| 611500 | Graduate Assistants | | $71,030.56 | ($71,030.56) |
| 612000 | Classified-Budget Pool | | $408,311.23 | ($408,311.23) |
| 612200 | NonExempt Unclassified Hourly | | $16,068.00 | ($16,068.00) |
| 614000 | Faculty-Budget Pool | | $2,811,164.02 | ($2,811,164.02) |
| 614200 | Faculty-Fiscal Year | | $24,125.33 | ($24,125.33) |
| 614300 | Faculty-Teaching/Svc Merit Award | | $100.00 | ($100.00) |
| 615000 | Faculty-Other Budget Pool | | $35,243.00 | ($35,243.00) |
| 615300 | Faculty-Summer | | $399,680.00 | ($399,680.00) |
| 616000 | Student Wages-Budget Pool | | $18,802.00 | ($18,802.00) |
| **Total Personnel Services** | | | **$4,207,275.63** | **($4,207,275.63)** |
| 621100 | Staff Benefits-Unclassified | | $168,506.68 | ($168,506.68) |
| 622100 | Staff Benefits-Classified/Exmt Hrly | | $190,246.41 | ($190,246.41) |
| 623100 | Staff Benefits-Faculty | | $725,773.63 | ($725,773.63) |
| 623200 | Staff Benefits-Faculty Part Time | | $57,409.84 | ($57,409.84) |
| **Total Benefits** | | | **$1,141,936.56** | **($1,141,936.56)** |
| 717000 | Budget Pool-Contracted Services | | $43,004.00 | ($43,004.00) |
| 730000 | Budget Pool-Supplies | | $68,615.00 | ($68,615.00) |
| 740000 | Budget Pool-Travel | | $34,379.00 | ($34,379.00) |
| 750000 | Budget Pool-Info & Communications | | $79,902.00 | ($79,902.00) |
| 760000 | Budget Pool-Maintenance & Repair | | $3,674.00 | ($3,674.00) |
| 770100 | Insurance | | $2,500.00 | ($2,500.00) |
| 773400 | Waivers-GA Academic In State | | $71,536.40 | ($71,536.40) |
| 773420 | Waivers-GA Summer In State | | $40,862.64 | ($40,862.64) |
| 774100 | Data Processing Equipmnt Use-Intrnl | | $595,244.43 | ($595,244.43) |
| 775000 | Budget Pool-Equipment Rental Charge | | $1,020.00 | ($1,020.00) |
| 777000 | Budget Pool-Other Miscellaneous | | $41,763.00 | ($41,763.00) |
| **Total Operation** | | | **$982,500.47** | **($982,500.47)** |
| 879210 | Student Health Cost Allocatn-Credit | | ($384,610.61) | $384,610.61 |

Report Package: Operating Ledger
report created by: Cats

Dec 4, 2007 3:36:33 PM

# BUDGET REPORT

Organization: CONH
College of Nursing & Health

Report Name: Budget Report by Account

Fiscal Year: 2007-08

| ACCOUNT | ACCOUNT_DESC | Revenue Dollars | Expense Dollars | Net Contribution |
|---|---|---|---|---|
| Total Transfers | | | ($384,610.61) | $384,610.61 |
| Net Contribution (use) of Unallocated General: CONH | | $350,521.10 | $5,947,102.05 | ($5,596,580.95) |

Report Package: Operating Ledger
report created by: Cats

Dec 4, 2007 3:36:33 PM

# BUDGET REPORT

Organization: CONHA
College of Nursing & Health Admin

Report Name: Budget Report by Account

Fiscal Year: 2007-08

| ACCOUNT | ACCOUNT_DESC | Revenue Dollars | Expense Dollars | Net Contribution |
|---|---|---|---|---|
| 611100 | Unclassified-Contract | | $306,534.35 | ($306,534.35) |
| 612000 | Classified-Budget Pool | | $56,372.00 | ($56,372.00) |
| 614000 | Faculty-Budget Pool | | $270,413.79 | ($270,413.79) |
| **Total Personnel Services** | | | **$633,320.14** | **($633,320.14)** |
| 621100 | Staff Benefits-Unclassified | | $117,709.18 | ($117,709.18) |
| 622100 | Staff Benefits-Classified/Exmt Hrly | | $26,213.42 | ($26,213.42) |
| 623100 | Staff Benefits-Faculty | | $69,225.92 | ($69,225.92) |
| **Total Benefits** | | | **$213,148.52** | **($213,148.52)** |
| 717000 | Budget Pool-Contracted Services | | $40,283.00 | ($40,283.00) |
| 730000 | Budget Pool-Supplies | | $4,034.00 | ($4,034.00) |
| 740000 | Budget Pool-Travel | | $15,100.00 | ($15,100.00) |
| 750000 | Budget Pool-Info & Communications | | $17,733.00 | ($17,733.00) |
| 760000 | Budget Pool-Maintenance & Repair | | $3,274.00 | ($3,274.00) |
| 774100 | Data Processing Equipmnt Use-Intrnl | | $510,310.69 | ($510,310.69) |
| 775000 | Budget Pool-Equipment Rental Charge | | $1,020.00 | ($1,020.00) |
| 777000 | Budget Pool-Other Miscellaneous | | $5,039.00 | ($5,039.00) |
| **Total Operation** | | | **$596,793.69** | **($596,793.69)** |
| **Net Contribution (use) of Unallocated General: CONHA** | | | **$1,443,262.35** | **($1,443,262.35)** |

Report Package: Operating Ledger
report created by: Cats

Dec 4, 2007 3:39:05 PM

# BUDGET REPORT

Organization: CONHA5
College of Nursing & Health Admin

Report Name: Budget Report by Account

Fiscal Year: 2007-08

| ACCOUNT | ACCOUNT_DESC | Revenue Dollars | Expense Dollars | Net Contribution |
|---|---|---|---|---|
| 611100 | Unclassified-Contract | | $306,534.35 | ($306,534.35) |
| 612000 | Classified-Budget Pool | | $56,372.00 | ($56,372.00) |
| 614000 | Faculty-Budget Pool | | $270,413.79 | ($270,413.79) |
| **Total Personnel Services** | | | **$633,320.14** | **($633,320.14)** |
| 621100 | Staff Benefits-Unclassified | | $117,709.18 | ($117,709.18) |
| 622100 | Staff Benefits-Classified/Exmt Hrly | | $26,213.42 | ($26,213.42) |
| 623100 | Staff Benefits-Faculty | | $69,225.92 | ($69,225.92) |
| **Total Benefits** | | | **$213,148.52** | **($213,148.52)** |
| 717000 | Budget Pool-Contracted Services | | $40,283.00 | ($40,283.00) |
| 730000 | Budget Pool-Supplies | | $4,034.00 | ($4,034.00) |
| 740000 | Budget Pool-Travel | | $15,100.00 | ($15,100.00) |
| 750000 | Budget Pool-Info & Communications | | $17,733.00 | ($17,733.00) |
| 760000 | Budget Pool-Maintenance & Repair | | $3,274.00 | ($3,274.00) |
| 774100 | Data Processing Equipmnt Use-Intrnl | | $510,310.69 | ($510,310.69) |
| 775000 | Budget Pool-Equipment Rental Charge | | $1,020.00 | ($1,020.00) |
| 777000 | Budget Pool-Other Miscellaneous | | $5,039.00 | ($5,039.00) |
| **Total Operation** | | | **$596,793.69** | **($596,793.69)** |
| **Net Contribution (use) of Unallocated General: CONHA5** | | | **$1,443,262.35** | **($1,443,262.35)** |

Report Package: Operating Ledger
report created by: Cats

Dec 4, 2007 3:40:50 PM

# BUDGET REPORT

Organization: 214000
Dean's Office-Nursing Admin

Report Name: Budget Report by Account

Fiscal Year: 2007-08

| ACCOUNT | ACCOUNT_DESC | Revenue Dollars | Expense Dollars | Net Contribution |
|---|---|---|---|---|
| 611100 | Unclassified-Contract | | $306,534.35 | ($306,534.35) |
| 612000 | Classified-Budget Pool | | $56,372.00 | ($56,372.00) |
| 614000 | Faculty-Budget Pool | | $270,413.79 | ($270,413.79) |
| **Total Personnel Services** | | | **$633,320.14** | **($633,320.14)** |
| 621100 | Staff Benefits-Unclassified | | $117,709.18 | ($117,709.18) |
| 622100 | Staff Benefits-Classified/Exmt Hrly | | $26,213.42 | ($26,213.42) |
| 623100 | Staff Benefits-Faculty | | $69,225.92 | ($69,225.92) |
| **Total Benefits** | | | **$213,148.52** | **($213,148.52)** |
| 717000 | Budget Pool-Contracted Services | | $40,283.00 | ($40,283.00) |
| 730000 | Budget Pool-Supplies | | $4,034.00 | ($4,034.00) |
| 740000 | Budget Pool-Travel | | $15,100.00 | ($15,100.00) |
| 750000 | Budget Pool-Info & Communications | | $17,733.00 | ($17,733.00) |
| 760000 | Budget Pool-Maintenance & Repair | | $3,274.00 | ($3,274.00) |
| 774100 | Data Processing Equipmnt Use-Intrnl | | $510,310.69 | ($510,310.69) |
| 775000 | Budget Pool-Equipment Rental Charge | | $1,020.00 | ($1,020.00) |
| 777000 | Budget Pool-Other Miscellaneous | | $5,039.00 | ($5,039.00) |
| **Total Operation** | | | **$596,793.69** | **($596,793.69)** |
| **Net Contribution (use) of Unallocated General: 214000** | | | **$1,443,262.35** | **($1,443,262.35)** |

Report Package: Operating Ledger
report created by: Cats

Dec 4, 2007 3:42:57 PM

# BUDGET REPORT

Organization: CONHS
CONH Student Health

Report Name: Budget Report by Account

Fiscal Year: 2007-08

| ACCOUNT | ACCOUNT_DESC | Revenue Dollars | Expense Dollars | Net Contribution |
|---|---|---|---|---|
| 502600 | Miscellaneous Student Fees | $2,000.00 | | $2,000.00 |
| 505370 | Student Clinic Fees | $274,023.00 | | $274,023.00 |
| **Total Revenue** | | **$276,023.00** | | **$276,023.00** |
| 611100 | Unclassified-Contract | | $75,813.85 | ($75,813.85) |
| 612000 | Classified-Budget Pool | | $275,699.18 | ($275,699.18) |
| 612200 | NonExempt Unclassified Hourly | | $16,068.00 | ($16,068.00) |
| 616000 | Student Wages-Budget Pool | | $4,000.00 | ($4,000.00) |
| **Total Personnel Services** | | | **$371,581.03** | **($371,581.03)** |
| 621100 | Staff Benefits-Unclassified | | $35,282.63 | ($35,282.63) |
| 622100 | Staff Benefits-Classified/Exmt Hrly | | $128,200.32 | ($128,200.32) |
| **Total Benefits** | | | **$163,482.95** | **($163,482.95)** |
| 717000 | Budget Pool-Contracted Services | | $2,721.00 | ($2,721.00) |
| 730000 | Budget Pool-Supplies | | $35,000.00 | ($35,000.00) |
| 740000 | Budget Pool-Travel | | $5,000.00 | ($5,000.00) |
| 750000 | Budget Pool-Info & Communications | | $11,088.00 | ($11,088.00) |
| 760000 | Budget Pool-Maintenance & Repair | | $400.00 | ($400.00) |
| 770100 | Insurance | | $2,500.00 | ($2,500.00) |
| 774100 | Data Processing Equipmnt Use-Intrnl | | $73,446.80 | ($73,446.80) |
| 777000 | Budget Pool-Other Miscellaneous | | $469.00 | ($469.00) |
| **Total Operation** | | | **$130,624.80** | **($130,624.80)** |
| 879210 | Student Health Cost Allocatn-Credit | | ($384,610.61) | $384,610.61 |
| **Total Transfers** | | | **($384,610.61)** | **$384,610.61** |
| **Net Contribution (use) of Unallocated General: CONHS** | | **$276,023.00** | **$281,078.17** | **($5,055.17)** |

Report Package: Operating Ledger
report created by: Cats

Dec 4, 2007 3:39:05 PM

WRIGHT STATE UNIVERSITY

# BUDGET REPORT

Report Name: Budget Report by Account

Organization: CONHS5
Student Health Clinic

Fiscal Year: 2007-08

| ACCOUNT | ACCOUNT_DESC | Revenue Dollars | Expense Dollars | Net Contribution |
|---|---|---|---|---|
| 502600 | Miscellaneous Student Fees | $2,000.00 | | $2,000.00 |
| 505370 | Student Clinic Fees | $274,023.00 | | $274,023.00 |
| **Total Revenue** | | **$276,023.00** | | **$276,023.00** |
| 611100 | Unclassified-Contract | | $75,813.85 | ($75,813.85) |
| 612000 | Classified-Budget Pool | | $275,699.18 | ($275,699.18) |
| 612200 | NonExempt Unclassified Hourly | | $16,068.00 | ($16,068.00) |
| 616000 | Student Wages-Budget Pool | | $4,000.00 | ($4,000.00) |
| **Total Personnel Services** | | | **$371,581.03** | **($371,581.03)** |
| 621100 | Staff Benefits-Unclassified | | $35,282.63 | ($35,282.63) |
| 622100 | Staff Benefits-Classified/Exmt Hrly | | $128,200.32 | ($128,200.32) |
| **Total Benefits** | | | **$163,482.95** | **($163,482.95)** |
| 717000 | Budget Pool-Contracted Services | | $2,721.00 | ($2,721.00) |
| 730000 | Budget Pool-Supplies | | $35,000.00 | ($35,000.00) |
| 740000 | Budget Pool-Travel | | $5,000.00 | ($5,000.00) |
| 750000 | Budget Pool-Info & Communications | | $11,088.00 | ($11,088.00) |
| 760000 | Budget Pool-Maintenance & Repair | | $400.00 | ($400.00) |
| 770100 | Insurance | | $2,500.00 | ($2,500.00) |
| 774100 | Data Processing Equipmnt Use-Intrnl | | $73,446.80 | ($73,446.80) |
| 777000 | Budget Pool-Other Miscellaneous | | $469.00 | ($469.00) |
| **Total Operation** | | | **$130,624.80** | **($130,624.80)** |
| 879210 | Student Health Cost Allocatn-Credit | | ($384,610.61) | $384,610.61 |
| **Total Transfers** | | | **($384,610.61)** | **$384,610.61** |
| **Net Contribution (use) of Unallocated General: CONHS5** | | **$276,023.00** | **$281,078.17** | **($5,055.17)** |

Report Package: Operating Ledger
report created by: Cats

Dec 4, 2007 3:40:50 PM

# BUDGET REPORT

Organization: 214130
R/E Student Health Clinic

Report Name: Budget Report by Account

Fiscal Year: 2007-08

| ACCOUNT | ACCOUNT_DESC | Revenue Dollars | Expense Dollars | Net Contribution |
|---|---|---|---|---|
| 502600 | Miscellaneous Student Fees | $2,000.00 | | $2,000.00 |
| 505370 | Student Clinic Fees | $274,023.00 | | $274,023.00 |
| **Total Revenue** | | **$276,023.00** | | **$276,023.00** |
| 611100 | Unclassified-Contract | | $75,813.85 | ($75,813.85) |
| 612000 | Classified-Budget Pool | | $275,699.18 | ($275,699.18) |
| 612200 | NonExempt Unclassified Hourly | | $16,068.00 | ($16,068.00) |
| 616000 | Student Wages-Budget Pool | | $4,000.00 | ($4,000.00) |
| **Total Personnel Services** | | | **$371,581.03** | **($371,581.03)** |
| 621100 | Staff Benefits-Unclassified | | $35,282.63 | ($35,282.63) |
| 622100 | Staff Benefits-Classified/Exmt Hrly | | $128,200.32 | ($128,200.32) |
| **Total Benefits** | | | **$163,482.95** | **($163,482.95)** |
| 717000 | Budget Pool-Contracted Services | | $2,721.00 | ($2,721.00) |
| 730000 | Budget Pool-Supplies | | $35,000.00 | ($35,000.00) |
| 740000 | Budget Pool-Travel | | $5,000.00 | ($5,000.00) |
| 750000 | Budget Pool-Info & Communications | | $11,088.00 | ($11,088.00) |
| 760000 | Budget Pool-Maintenance & Repair | | $400.00 | ($400.00) |
| 770100 | Insurance | | $2,500.00 | ($2,500.00) |
| 774100 | Data Processing Equipmnt Use-Intrnl | | $73,446.80 | ($73,446.80) |
| 777000 | Budget Pool-Other Miscellaneous | | $469.00 | ($469.00) |
| **Total Operation** | | | **$130,624.80** | **($130,624.80)** |
| 879210 | Student Health Cost Allocatn-Credit | | ($384,610.61) | $384,610.61 |
| **Total Transfers** | | | **($384,610.61)** | **$384,610.61** |
| **Net Contribution (use) of Unallocated General: 214130** | | **$276,023.00** | **$281,078.17** | **($5,055.17)** |

Report Package: Operating Ledger
report created by: Cats

Dec 4, 2007 3:42:57 PM

# BUDGET REPORT

Organization: CONHT
College of Nursing& Health Teaching

Report Name: Budget Report by Account

Fiscal Year: 2007-08

| ACCOUNT | ACCOUNT_DESC | Revenue Dollars | Expense Dollars | Net Contribution |
|---|---|---|---|---|
| 507350 | Miscellaneous Income | $74,498.10 | | $74,498.10 |
| **Total Revenue** | | **$74,498.10** | | **$74,498.10** |
| 611100 | Unclassified-Contract | | $40,403.29 | ($40,403.29) |
| 611500 | Graduate Assistants | | $71,030.56 | ($71,030.56) |
| 612000 | Classified-Budget Pool | | $76,240.05 | ($76,240.05) |
| 614000 | Faculty-Budget Pool | | $2,540,750.23 | ($2,540,750.23) |
| 614200 | Faculty-Fiscal Year | | $24,125.33 | ($24,125.33) |
| 614300 | Faculty-Teaching/Svc Merit Award | | $100.00 | ($100.00) |
| 615000 | Faculty-Other Budget Pool | | $35,243.00 | ($35,243.00) |
| 615300 | Faculty-Summer | | $399,680.00 | ($399,680.00) |
| 616000 | Student Wages-Budget Pool | | $14,802.00 | ($14,802.00) |
| **Total Personnel Services** | | | **$3,202,374.46** | **($3,202,374.46)** |
| 621100 | Staff Benefits-Unclassified | | $15,514.87 | ($15,514.87) |
| 622100 | Staff Benefits-Classified/Exmt Hrly | | $35,832.67 | ($35,832.67) |
| 623100 | Staff Benefits-Faculty | | $656,547.71 | ($656,547.71) |
| 623200 | Staff Benefits-Faculty Part Time | | $57,409.84 | ($57,409.84) |
| **Total Benefits** | | | **$765,305.09** | **($765,305.09)** |
| 730000 | Budget Pool-Supplies | | $29,581.00 | ($29,581.00) |
| 740000 | Budget Pool-Travel | | $14,279.00 | ($14,279.00) |
| 750000 | Budget Pool-Info & Communications | | $51,081.00 | ($51,081.00) |
| 773400 | Waivers-GA Academic In State | | $71,536.40 | ($71,536.40) |
| 773420 | Waivers-GA Summer In State | | $40,862.64 | ($40,862.64) |
| 774100 | Data Processing Equipmnt Use-Intrnl | | $11,486.94 | ($11,486.94) |
| 777000 | Budget Pool-Other Miscellaneous | | $36,255.00 | ($36,255.00) |
| **Total Operation** | | | **$255,081.98** | **($255,081.98)** |
| **Net Contribution (use) of Unallocated General: CONHT** | | **$74,498.10** | **$4,222,761.53** | **($4,148,263.43)** |

Report Package: Operating Ledger
report created by: Cats

Dec 4, 2007 3:39:05 PM

# BUDGET REPORT

Organization: CONHTF
CONH Teaching Faculty

Report Name: Budget Report by Account

Fiscal Year: 2007-08

| ACCOUNT | ACCOUNT_DESC | Revenue Dollars | Expense Dollars | Net Contribution |
|---|---|---|---|---|
| 611500 | Graduate Assistants | | $71,030.56 | ($71,030.56) |
| 612000 | Classified-Budget Pool | | $76,240.05 | ($76,240.05) |
| 614000 | Faculty-Budget Pool | | $2,474,188.23 | ($2,474,188.23) |
| 614200 | Faculty-Fiscal Year | | $24,125.33 | ($24,125.33) |
| 614300 | Faculty-Teaching/Svc Merit Award | | $100.00 | ($100.00) |
| 615000 | Faculty-Other Budget Pool | | $13,243.00 | ($13,243.00) |
| 615300 | Faculty-Summer | | $399,680.00 | ($399,680.00) |
| 616000 | Student Wages-Budget Pool | | $14,802.00 | ($14,802.00) |
| **Total Personnel Services** | | | **$3,073,409.17** | **($3,073,409.17)** |
| 622100 | Staff Benefits-Classified/Exmt Hrly | | $35,832.67 | ($35,832.67) |
| 623100 | Staff Benefits-Faculty | | $639,507.84 | ($639,507.84) |
| 623200 | Staff Benefits-Faculty Part Time | | $54,505.84 | ($54,505.84) |
| **Total Benefits** | | | **$729,846.35** | **($729,846.35)** |
| 730000 | Budget Pool-Supplies | | $29,581.00 | ($29,581.00) |
| 740000 | Budget Pool-Travel | | $11,350.00 | ($11,350.00) |
| 750000 | Budget Pool-Info & Communications | | $51,081.00 | ($51,081.00) |
| 773400 | Waivers-GA Academic In State | | $71,536.40 | ($71,536.40) |
| 773420 | Waivers-GA Summer In State | | $40,862.64 | ($40,862.64) |
| 774100 | Data Processing Equipmnt Use-Intrnl | | $10,680.01 | ($10,680.01) |
| 777000 | Budget Pool-Other Miscellaneous | | $3,916.00 | ($3,916.00) |
| **Total Operation** | | | **$219,007.05** | **($219,007.05)** |
| **Net Contribution (use) of Unallocated General: CONHTF** | | | **$4,022,262.57** | **($4,022,262.57)** |

Report Package: Operating Ledger
report created by: Cats

Dec 4, 2007 3:40:50 PM

# BUDGET REPORT

Organization: 214100
CONH Faculty

Report Name: Budget Report by Account

Fiscal Year: 2007-08

| ACCOUNT | ACCOUNT_DESC | Revenue Dollars | Expense Dollars | Net Contribution |
|---|---|---|---|---|
| 611500 | Graduate Assistants | | $71,030.56 | ($71,030.56) |
| 612000 | Classified-Budget Pool | | $76,240.05 | ($76,240.05) |
| 614000 | Faculty-Budget Pool | | $2,474,188.23 | ($2,474,188.23) |
| 614200 | Faculty-Fiscal Year | | $24,125.33 | ($24,125.33) |
| 614300 | Faculty-Teaching/Svc Merit Award | | $100.00 | ($100.00) |
| 615000 | Faculty-Other Budget Pool | | $13,243.00 | ($13,243.00) |
| 615300 | Faculty-Summer | | $399,680.00 | ($399,680.00) |
| 616000 | Student Wages-Budget Pool | | $14,802.00 | ($14,802.00) |
| **Total Personnel Services** | | | **$3,073,409.17** | **($3,073,409.17)** |
| 622100 | Staff Benefits-Classified/Exmt Hrly | | $35,832.67 | ($35,832.67) |
| 623100 | Staff Benefits-Faculty | | $639,507.84 | ($639,507.84) |
| 623200 | Staff Benefits-Faculty Part Time | | $54,505.84 | ($54,505.84) |
| **Total Benefits** | | | **$729,846.35** | **($729,846.35)** |
| 730000 | Budget Pool-Supplies | | $29,581.00 | ($29,581.00) |
| 740000 | Budget Pool-Travel | | $11,350.00 | ($11,350.00) |
| 750000 | Budget Pool-Info & Communications | | $51,081.00 | ($51,081.00) |
| 773400 | Waivers-GA Academic In State | | $71,536.40 | ($71,536.40) |
| 773420 | Waivers-GA Summer In State | | $40,862.64 | ($40,862.64) |
| 774100 | Data Processing Equipmnt Use-Intrnl | | $10,680.01 | ($10,680.01) |
| 777000 | Budget Pool-Other Miscellaneous | | $3,916.00 | ($3,916.00) |
| **Total Operation** | | | **$219,007.05** | **($219,007.05)** |
| **Net Contribution (use) of Unallocated General: 214100** | | | **$4,022,262.57** | **($4,022,262.57)** |

Report Package: Operating Ledger
report created by: Cats

Dec 4, 2007 3:42:57 PM

# BUDGET REPORT

Organization: CONHTS
CONH Support Activities

Report Name: Budget Report by Account

Fiscal Year: 2007-08

| ACCOUNT | ACCOUNT_DESC | Revenue Dollars | Expense Dollars | Net Contribution |
|---|---|---|---|---|
| 507350 | Miscellaneous Income | $74,498.10 | | $74,498.10 |
| **Total Revenue** | | **$74,498.10** | | **$74,498.10** |
| 614000 | Faculty-Budget Pool | | $35,100.00 | ($35,100.00) |
| 615000 | Faculty-Other Budget Pool | | $22,000.00 | ($22,000.00) |
| **Total Personnel Services** | | | **$57,100.00** | **($57,100.00)** |
| 623100 | Staff Benefits-Faculty | | $8,985.60 | ($8,985.60) |
| 623200 | Staff Benefits-Faculty Part Time | | $2,904.00 | ($2,904.00) |
| **Total Benefits** | | | **$11,889.60** | **($11,889.60)** |
| 740000 | Budget Pool-Travel | | $2,929.00 | ($2,929.00) |
| 774100 | Data Processing Equipmnt Use-Intrnl | | $806.93 | ($806.93) |
| 777000 | Budget Pool-Other Miscellaneous | | $934.00 | ($934.00) |
| **Total Operation** | | | **$4,669.93** | **($4,669.93)** |
| **Net Contribution (use) of Unallocated General: CONHTS** | | **$74,498.10** | **$73,659.53** | **$838.57** |

Report Package: Operating Ledger
report created by: Cats

Dec 4, 2007 3:40:50 PM

# BUDGET REPORT

Organization: 214126
R/E Faculty Practice-Ctr Hlth

Report Name: Budget Report by Account

Fiscal Year: 2007-08

| ACCOUNT | ACCOUNT_DESC | Revenue Dollars | Expense Dollars | Net Contribution |
|---|---|---|---|---|
| 507350 | Miscellaneous Income | $74,498.10 | | $74,498.10 |
| **Total Revenue** | | **$74,498.10** | | **$74,498.10** |
| 614000 | Faculty-Budget Pool | | $35,100.00 | ($35,100.00) |
| 615000 | Faculty-Other Budget Pool | | $22,000.00 | ($22,000.00) |
| **Total Personnel Services** | | | **$57,100.00** | **($57,100.00)** |
| 623100 | Staff Benefits-Faculty | | $8,985.60 | ($8,985.60) |
| 623200 | Staff Benefits-Faculty Part Time | | $2,904.00 | ($2,904.00) |
| **Total Benefits** | | | **$11,889.60** | **($11,889.60)** |
| 740000 | Budget Pool-Travel | | $2,929.00 | ($2,929.00) |
| 774100 | Data Processing Equipmnt Use-Intrnl | | $806.93 | ($806.93) |
| 777000 | Budget Pool-Other Miscellaneous | | $934.00 | ($934.00) |
| **Total Operation** | | | **$4,669.93** | **($4,669.93)** |
| **Net Contribution (use) of Unallocated General: 214126** | | **$74,498.10** | **$73,659.53** | **$838.57** |

Report Package: Operating Ledger
report created by: Cats

Dec 4, 2007 3:42:57 PM

# BUDGET REPORT

Organization: CONHTU
CONH Teaching Undergraduate

Report Name: Budget Report by Account

Fiscal Year: 2007-08

| ACCOUNT | ACCOUNT_DESC | Revenue Dollars | Expense Dollars | Net Contribution |
|---|---|---|---|---|
| 611100 | Unclassified-Contract | | $40,403.29 | ($40,403.29) |
| 614000 | Faculty-Budget Pool | | $31,462.00 | ($31,462.00) |
| **Total Personnel Services** | | | **$71,865.29** | **($71,865.29)** |
| 621100 | Staff Benefits-Unclassified | | $15,514.87 | ($15,514.87) |
| 623100 | Staff Benefits-Faculty | | $8,054.27 | ($8,054.27) |
| **Total Benefits** | | | **$23,569.14** | **($23,569.14)** |
| 777000 | Budget Pool-Other Miscellaneous | | $31,405.00 | ($31,405.00) |
| **Total Operation** | | | **$31,405.00** | **($31,405.00)** |
| **Net Contribution (use) of Unallocated General: CONHTU** | | | **$126,839.43** | **($126,839.43)** |

Report Package: Operating Ledger
report created by: Cats

Dec 4, 2007 3:40:50 PM

# BUDGET REPORT

Organization: 214103
CONH RN/BSN On-Campus

Report Name: Budget Report by Account

Fiscal Year: 2007-08

| ACCOUNT | ACCOUNT_DESC | Revenue Dollars | Expense Dollars | Net Contribution |
|---|---|---|---|---|
| 611100 | Unclassified-Contract | | $40,403.29 | ($40,403.29) |
| 614000 | Faculty-Budget Pool | | $31,462.00 | ($31,462.00) |
| **Total Personnel Services** | | | **$71,865.29** | **($71,865.29)** |
| 621100 | Staff Benefits-Unclassified | | $15,514.87 | ($15,514.87) |
| 623100 | Staff Benefits-Faculty | | $8,054.27 | ($8,054.27) |
| **Total Benefits** | | | **$23,569.14** | **($23,569.14)** |
| 777000 | Budget Pool-Other Miscellaneous | | $31,405.00 | ($31,405.00) |
| **Total Operation** | | | **$31,405.00** | **($31,405.00)** |
| **Net Contribution (use) of Unallocated General: 214103** | | | **$126,839.43** | **($126,839.43)** |

Report Package: Operating Ledger
report created by: Cats

Dec 4, 2007 3:42:57 PM

# BUDGET DETAIL

# H. Provost (cont'd)

## Lake Campus

# BUDGET REPORT

Organization: LAKE
Lake Campus

Report Name: Budget Report by Account

Fiscal Year: 2007-08

| ACCOUNT | ACCOUNT_DESC | Revenue Dollars | Expense Dollars | Net Contribution |
|---|---|---|---|---|
| 500100 | State Share of Instruction | $2,327,253.00 | | $2,327,253.00 |
| 500200 | Access Challenge Subsidy | $241,734.00 | | $241,734.00 |
| 500210 | Jobs Challenge Subsidy | ($5,000.00) | | ($5,000.00) |
| 500300 | Other State Appropriations/Subsidy | $7,874.00 | | $7,874.00 |
| 501007 | Undergraduate I&G Fees Summer | $376,757.00 | | $376,757.00 |
| 501010 | Undergraduate I&G Fees Fall | $1,007,761.00 | | $1,007,761.00 |
| 501020 | Undergraduate I&G Fees Winter | $966,301.00 | | $966,301.00 |
| 501030 | Undergraduate I&G Fees Spring | $947,916.00 | | $947,916.00 |
| 501107 | Masters I&G Fees Summer | $180,259.00 | | $180,259.00 |
| 501110 | Masters I&G Fees Fall | $133,044.00 | | $133,044.00 |
| 501120 | Masters I&G Fees Winter | $137,005.00 | | $137,005.00 |
| 501130 | Masters I&G Fees Spring | $175,306.00 | | $175,306.00 |
| 501310 | Tuition-Undergraduate Fall | $2,583.00 | | $2,583.00 |
| 501320 | Tuition-Undergraduate Winter | $5,165.00 | | $5,165.00 |
| 501330 | Tuition-Undergraduate Spring | $5,165.00 | | $5,165.00 |
| 501600 | Application Fee-Undergrad | $5,000.00 | | $5,000.00 |
| 501630 | Application Fee-Nondegree | $100.00 | | $100.00 |
| 501800 | Registration Fees | $1,100.00 | | $1,100.00 |
| 502150 | Graduation Fees | $2,500.00 | | $2,500.00 |
| 502200 | Laboratory Fees | $40,000.00 | | $40,000.00 |
| 502270 | Transcripts | $900.00 | | $900.00 |
| 502320 | Student Fines | $350.00 | | $350.00 |
| 503000 | Non-Credit Fees | $95,465.00 | | $95,465.00 |
| 504850 | Facilities & Admin-Nongovt-Other | $10,500.00 | | $10,500.00 |
| 504990 | Grants | $34,003.00 | | $34,003.00 |
| 505250 | Departmental Sales & Service | $29,426.00 | | $29,426.00 |
| 505750 | Parking Permits/Fees | $10,000.00 | | $10,000.00 |
| 505900 | Sales-New Text Books | $450,129.24 | | $450,129.24 |
| 505930 | Sales-Supplies | $10,511.64 | | $10,511.64 |
| 505960 | Sales-Trade Material | $36,204.60 | | $36,204.60 |
| 507350 | Miscellaneous Income | $4,181.02 | | $4,181.02 |
| **Total Revenue** | | **$7,239,493.50** | | **$7,239,493.50** |
| 611100 | Unclassified-Contract | | $838,939.27 | ($838,939.27) |
| 612000 | Classified-Budget Pool | | $213,630.72 | ($213,630.72) |

Report Package: Operating Ledger
report created by: Cats

Dec 4, 2007 3:36:33 PM

# BUDGET REPORT

Organization: LAKE
Lake Campus

Report Name: Budget Report by Account

Fiscal Year: 2007-08

| ACCOUNT | ACCOUNT_DESC | Revenue Dollars | Expense Dollars | Net Contribution |
|---|---|---|---|---|
| 612100 | Classified | | $815.57 | ($815.57) |
| 612200 | NonExempt Unclassified Hourly | | $76,168.23 | ($76,168.23) |
| 614000 | Faculty-Budget Pool | | $1,569,990.44 | ($1,569,990.44) |
| 614109 | Faculty-Vacancy Credit Budget Pool | | $13,165.88 | ($13,165.88) |
| 614300 | Faculty-Teaching/Svc Merit Award | | $2,000.00 | ($2,000.00) |
| 615000 | Faculty-Other Budget Pool | | $392,502.04 | ($392,502.04) |
| 615300 | Faculty-Summer | | $246,933.00 | ($246,933.00) |
| 616000 | Student Wages-Budget Pool | | $96,088.00 | ($96,088.00) |
| **Total Personnel Services** | | | **$3,450,233.15** | **($3,450,233.15)** |
| 621100 | Staff Benefits-Unclassified | | $350,970.09 | ($350,970.09) |
| 622100 | Staff Benefits-Classified/Exmt Hrly | | $100,148.78 | ($100,148.78) |
| 623100 | Staff Benefits-Faculty | | $401,835.63 | ($401,835.63) |
| 623200 | Staff Benefits-Faculty Part Time | | $83,482.51 | ($83,482.51) |
| **Total Benefits** | | | **$936,437.01** | **($936,437.01)** |
| 717000 | Budget Pool-Contracted Services | | $91,245.00 | ($91,245.00) |
| 730000 | Budget Pool-Supplies | | $124,416.08 | ($124,416.08) |
| 740000 | Budget Pool-Travel | | $92,903.00 | ($92,903.00) |
| 750000 | Budget Pool-Info & Communications | | $102,412.84 | ($102,412.84) |
| 760000 | Budget Pool-Maintenance & Repair | | $31,783.00 | ($31,783.00) |
| 770100 | Insurance | | $3,000.00 | ($3,000.00) |
| 773000 | Budget Pool-Scholarships&Fellowshps | | $6,243.86 | ($6,243.86) |
| 774100 | Data Processing Equipmnt Use-Intrnl | | $95,600.34 | ($95,600.34) |
| 775000 | Budget Pool-Equipment Rental Charge | | $28,150.00 | ($28,150.00) |
| 777000 | Budget Pool-Other Miscellaneous | | $69,237.26 | ($69,237.26) |
| 780000 | Budget Pool-Purchased for Resale | | $317,866.54 | ($317,866.54) |
| **Total Operation** | | | **$962,857.92** | **($962,857.92)** |
| 878300 | Plant O&M Cost Allocatn Aux-Debit | | $10,624.86 | ($10,624.86) |
| 878700 | Indirect Costs Aux-Debit | | $363,626.00 | ($363,626.00) |
| 879300 | Plant O&M Cost Allocatn E&G-Debit | | $560,487.60 | ($560,487.60) |
| 879880 | Earning Support/Trsf-Debit | | $955,226.98 | ($955,226.98) |
| **Total Transfers** | | | **$1,889,965.44** | **($1,889,965.44)** |
| **Net Contribution (use) of Unallocated General: LAKE** | | **$7,239,493.50** | **$7,239,493.52** | **($0.02)** |

Report Package: Operating Ledger
report created by: Cats

Dec 4, 2007 3:36:33 PM

# BUDGET REPORT

Organization: LAKEA
Lake Campus Admin

Report Name: Budget Report by Account

Fiscal Year: 2007-08

| ACCOUNT | ACCOUNT_DESC | Revenue Dollars | Expense Dollars | Net Contribution |
|---|---|---|---|---|
| 503000 | Non-Credit Fees | $99,500.00 | | $99,500.00 |
| 504990 | Grants | $34,003.00 | | $34,003.00 |
| 505250 | Departmental Sales & Service | $29,426.00 | | $29,426.00 |
| 505750 | Parking Permits/Fees | $10,000.00 | | $10,000.00 |
| **Total Revenue** | | **$172,929.00** | | **$172,929.00** |
| 611100 | Unclassified-Contract | | $137,985.82 | ($137,985.82) |
| 612000 | Classified-Budget Pool | | $65,109.95 | ($65,109.95) |
| 614000 | Faculty-Budget Pool | | $265,759.94 | ($265,759.94) |
| 614109 | Faculty-Vacancy Credit Budget Pool | | $13,165.88 | ($13,165.88) |
| 614300 | Faculty-Teaching/Svc Merit Award | | $2,000.00 | ($2,000.00) |
| 615000 | Faculty-Other Budget Pool | | $57,253.47 | ($57,253.47) |
| 615300 | Faculty-Summer | | $67,922.00 | ($67,922.00) |
| **Total Personnel Services** | | | **$609,197.06** | **($609,197.06)** |
| 621100 | Staff Benefits-Unclassified | | $52,986.63 | ($52,986.63) |
| 622100 | Staff Benefits-Classified/Exmt Hrly | | $30,276.13 | ($30,276.13) |
| 623100 | Staff Benefits-Faculty | | $68,034.55 | ($68,034.55) |
| 623200 | Staff Benefits-Faculty Part Time | | $15,600.25 | ($15,600.25) |
| **Total Benefits** | | | **$166,897.56** | **($166,897.56)** |
| 717000 | Budget Pool-Contracted Services | | $59,378.00 | ($59,378.00) |
| 730000 | Budget Pool-Supplies | | $16,704.00 | ($16,704.00) |
| 740000 | Budget Pool-Travel | | $4,370.00 | ($4,370.00) |
| 750000 | Budget Pool-Info & Communications | | $4,692.00 | ($4,692.00) |
| 760000 | Budget Pool-Maintenance & Repair | | $500.00 | ($500.00) |
| 774100 | Data Processing Equipmnt Use-Intrnl | | $38,355.03 | ($38,355.03) |
| 775000 | Budget Pool-Equipment Rental Charge | | $150.00 | ($150.00) |
| 777000 | Budget Pool-Other Miscellaneous | | $31,759.00 | ($31,759.00) |
| **Total Operation** | | | **$155,908.03** | **($155,908.03)** |
| 879880 | Earning Support/Trsf-Debit | | $955,226.98 | ($955,226.98) |
| **Total Transfers** | | | **$955,226.98** | **($955,226.98)** |
| **Net Contribution (use) of Unallocated General: LAKEA** | | **$172,929.00** | **$1,887,229.63** | **($1,714,300.63)** |

Report Package: Operating Ledger
report created by: Cats

Dec 4, 2007 3:39:05 PM

# BUDGET REPORT

Organization: 219000
Dean's Office-Lake

Report Name: Budget Report by Account

Fiscal Year: 2007-08

| ACCOUNT | ACCOUNT_DESC | Revenue Dollars | Expense Dollars | Net Contribution |
|---|---|---|---|---|
| 611100 | Unclassified-Contract | | $80,999.46 | ($80,999.46) |
| 612000 | Classified-Budget Pool | | $38,466.95 | ($38,466.95) |
| 614000 | Faculty-Budget Pool | | $265,759.94 | ($265,759.94) |
| 614109 | Faculty-Vacancy Credit Budget Pool | | $13,165.88 | ($13,165.88) |
| 614300 | Faculty-Teaching/Svc Merit Award | | $2,000.00 | ($2,000.00) |
| 615000 | Faculty-Other Budget Pool | | $13,028.02 | ($13,028.02) |
| 615300 | Faculty-Summer | | $28,922.00 | ($28,922.00) |
| **Total Personnel Services** | | | **$442,342.25** | **($442,342.25)** |
| 621100 | Staff Benefits-Unclassified | | $31,103.80 | ($31,103.80) |
| 622100 | Staff Benefits-Classified/Exmt Hrly | | $17,887.13 | ($17,887.13) |
| 623100 | Staff Benefits-Faculty | | $68,034.55 | ($68,034.55) |
| 623200 | Staff Benefits-Faculty Part Time | | $4,614.50 | ($4,614.50) |
| **Total Benefits** | | | **$121,639.98** | **($121,639.98)** |
| 717000 | Budget Pool-Contracted Services | | $57,678.00 | ($57,678.00) |
| 730000 | Budget Pool-Supplies | | $242.00 | ($242.00) |
| 740000 | Budget Pool-Travel | | $3,456.00 | ($3,456.00) |
| 750000 | Budget Pool-Info & Communications | | $2,917.00 | ($2,917.00) |
| 760000 | Budget Pool-Maintenance & Repair | | $500.00 | ($500.00) |
| 774100 | Data Processing Equipmnt Use-Intrnl | | $37,415.87 | ($37,415.87) |
| 775000 | Budget Pool-Equipment Rental Charge | | $150.00 | ($150.00) |
| 777000 | Budget Pool-Other Miscellaneous | | $16,759.00 | ($16,759.00) |
| **Total Operation** | | | **$119,117.87** | **($119,117.87)** |
| **Net Contribution (use) of Unallocated General: 219000** | | | **$683,100.10** | **($683,100.10)** |

Report Package: Operating Ledger
report created by: Cats

Dec 4, 2007 3:42:57 PM

# BUDGET REPORT

Organization: 219006
Special Lake Transfers to Main Cmps

Report Name: Budget Report by Account

Fiscal Year: 2007-08

| ACCOUNT | ACCOUNT_DESC | Revenue Dollars | Expense Dollars | Net Contribution |
|---|---|---|---|---|
| 879880 | Earning Support/Trsf-Debit | | $955,226.98 | ($955,226.98) |
| Total Transfers | | | **$955,226.98** | **($955,226.98)** |
| Net Contribution (use) of Unallocated General: 219006 | | | **$955,226.98** | **($955,226.98)** |

Report Package: Operating Ledger
report created by: Cats

Dec 4, 2007 3:42:57 PM

# BUDGET REPORT

Organization: 219007
Bank Charges-Lake

Report Name: Budget Report by Account

Fiscal Year: 2007-08

| ACCOUNT | ACCOUNT_DESC | Revenue Dollars | Expense Dollars | Net Contribution |
|---|---|---|---|---|
| 777000 | Budget Pool-Other Miscellaneous | | $5,000.00 | ($5,000.00) |
| Total Operation | | | **$5,000.00** | **($5,000.00)** |
| Net Contribution (use) of Unallocated General: 219007 | | | **$5,000.00** | **($5,000.00)** |

Report Package: Operating Ledger
report created by: Cats

Dec 4, 2007 3:42:57 PM

# BUDGET REPORT

Organization: 219009

R/E Ohio Peace Officer Train Acad

Report Name: Budget Report by Account

Fiscal Year: 2007-08

| ACCOUNT | ACCOUNT_DESC | Revenue Dollars | Expense Dollars | Net Contribution |
|---|---|---|---|---|
| 503000 | Non-Credit Fees | $30,000.00 | | $30,000.00 |
| **Total Revenue** | | **$30,000.00** | | **$30,000.00** |
| 615000 | Faculty-Other Budget Pool | | $25,718.50 | ($25,718.50) |
| **Total Personnel Services** | | | **$25,718.50** | **($25,718.50)** |
| 623200 | Staff Benefits-Faculty Part Time | | $3,394.84 | ($3,394.84) |
| **Total Benefits** | | | **$3,394.84** | **($3,394.84)** |
| 717000 | Budget Pool-Contracted Services | | $500.00 | ($500.00) |
| 730000 | Budget Pool-Supplies | | $1,404.00 | ($1,404.00) |
| 750000 | Budget Pool-Info & Communications | | $500.00 | ($500.00) |
| 774100 | Data Processing Equipmnt Use-Intrnl | | $545.87 | ($545.87) |
| **Total Operation** | | | **$2,949.87** | **($2,949.87)** |
| **Net Contribution (use) of Unallocated General: 219009** | | **$30,000.00** | **$32,063.21** | **($2,063.21)** |

Report Package: Operating Ledger

report created by: Cats

Dec 4, 2007 3:42:57 PM

# BUDGET REPORT

Organization: 219011
R/E Parking Fees-Lake

Report Name: Budget Report by Account

Fiscal Year: 2007-08

| ACCOUNT | ACCOUNT_DESC | Revenue Dollars | Expense Dollars | Net Contribution |
|---|---|---|---|---|
| 505750 | Parking Permits/Fees | $10,000.00 | | $10,000.00 |
| **Total Revenue** | | **$10,000.00** | | **$10,000.00** |
| 777000 | Budget Pool-Other Miscellaneous | | $10,000.00 | ($10,000.00) |
| **Total Operation** | | | **$10,000.00** | **($10,000.00)** |
| **Net Contribution (use) of Unallocated General: 219011** | | **$10,000.00** | **$10,000.00** | **$0.00** |

Report Package: Operating Ledger
report created by: Cats

Dec 4, 2007 3:42:57 PM

# BUDGET REPORT

Organization: 219012

R/E Local Bus/Industry Train/Cons

Report Name: Budget Report by Account

Fiscal Year: 2007-08

| ACCOUNT | ACCOUNT_DESC | Revenue Dollars | Expense Dollars | Net Contribution |
|---|---|---|---|---|
| 504990 | Grants | $34,003.00 | | $34,003.00 |
| 505250 | Departmental Sales & Service | $29,426.00 | | $29,426.00 |
| **Total Revenue** | | **$63,429.00** | | **$63,429.00** |
| 611100 | Unclassified-Contract | | $56,986.36 | ($56,986.36) |
| 612000 | Classified-Budget Pool | | $26,643.00 | ($26,643.00) |
| 615000 | Faculty-Other Budget Pool | | $10,849.19 | ($10,849.19) |
| **Total Personnel Services** | | | **$94,478.55** | **($94,478.55)** |
| 621100 | Staff Benefits-Unclassified | | $21,882.83 | ($21,882.83) |
| 622100 | Staff Benefits-Classified/Exmt Hrly | | $12,389.00 | ($12,389.00) |
| 623200 | Staff Benefits-Faculty Part Time | | $1,432.09 | ($1,432.09) |
| **Total Benefits** | | | **$35,703.92** | **($35,703.92)** |
| 774100 | Data Processing Equipmnt Use-Intrnl | | $230.55 | ($230.55) |
| **Total Operation** | | | **$230.55** | **($230.55)** |
| **Net Contribution (use) of Unallocated General: 219012** | | **$63,429.00** | **$130,413.02** | **($66,984.02)** |

Report Package: Operating Ledger

report created by: Cats

Dec 4, 2007 3:42:57 PM

# BUDGET REPORT

Organization: 219013

Report Name: Budget Report by Account

R/E Small Bus Development Seminars

Fiscal Year: 2007-08

| ACCOUNT | ACCOUNT_DESC | Revenue Dollars | Expense Dollars | Net Contribution |
|---|---|---|---|---|
| 503000 | Non-Credit Fees | $9,500.00 | | $9,500.00 |
| **Total Revenue** | | **$9,500.00** | | **$9,500.00** |
| 615000 | Faculty-Other Budget Pool | | $7,657.76 | ($7,657.76) |
| **Total Personnel Services** | | | **$7,657.76** | **($7,657.76)** |
| 623200 | Staff Benefits-Faculty Part Time | | $1,010.82 | ($1,010.82) |
| **Total Benefits** | | | **$1,010.82** | **($1,010.82)** |
| 730000 | Budget Pool-Supplies | | $800.00 | ($800.00) |
| 740000 | Budget Pool-Travel | | $250.00 | ($250.00) |
| 750000 | Budget Pool-Info & Communications | | $375.00 | ($375.00) |
| 774100 | Data Processing Equipmnt Use-Intrnl | | $162.74 | ($162.74) |
| **Total Operation** | | | **$1,587.74** | **($1,587.74)** |
| **Net Contribution (use) of Unallocated General: 219013** | | **$9,500.00** | **$10,256.32** | **($756.32)** |

Report Package: Operating Ledger

report created by: Cats

Dec 4, 2007 3:42:57 PM

# BUDGET REPORT

Organization: 219015
R/E Lake Campus Pre-College

Report Name: Budget Report by Account

Fiscal Year: 2007-08

| ACCOUNT | ACCOUNT_DESC | Revenue Dollars | Expense Dollars | Net Contribution |
|---|---|---|---|---|
| 503000 | Non-Credit Fees | $60,000.00 | | $60,000.00 |
| **Total Revenue** | | **$60,000.00** | | **$60,000.00** |
| 615300 | Faculty-Summer | | $39,000.00 | ($39,000.00) |
| **Total Personnel Services** | | | **$39,000.00** | **($39,000.00)** |
| 623200 | Staff Benefits-Faculty Part Time | | $5,148.00 | ($5,148.00) |
| **Total Benefits** | | | **$5,148.00** | **($5,148.00)** |
| 717000 | Budget Pool-Contracted Services | | $1,200.00 | ($1,200.00) |
| 730000 | Budget Pool-Supplies | | $14,258.00 | ($14,258.00) |
| 740000 | Budget Pool-Travel | | $664.00 | ($664.00) |
| 750000 | Budget Pool-Info & Communications | | $900.00 | ($900.00) |
| **Total Operation** | | | **$17,022.00** | **($17,022.00)** |
| **Net Contribution (use) of Unallocated General: 219015** | | **$60,000.00** | **$61,170.00** | **($1,170.00)** |

Report Package: Operating Ledger
report created by: Cats

Dec 4, 2007 3:42:57 PM

# BUDGET REPORT

Organization: LCA55
Lake Campus Academic Support

Report Name: Budget Report by Account

Fiscal Year: 2007-08

| ACCOUNT | ACCOUNT_DESC | Revenue Dollars | Expense Dollars | Net Contribution |
|---|---|---|---|---|
| 878700 | Indirect Costs Aux-Debit | | $37,322.00 | ($37,322.00) |
| Total Transfers | | | **$37,322.00** | **($37,322.00)** |
| Net Contribution (use) of Unallocated General: LCA55 | | | **$37,322.00** | **($37,322.00)** |

Report Package: Operating Ledger
report created by: Cats

Dec 4, 2007 3:39:05 PM

# BUDGET REPORT

Organization: LCA555
Lake Campus Academic Support

Report Name: Budget Report by Account

Fiscal Year: 2007-08

| ACCOUNT | ACCOUNT_DESC | Revenue Dollars | Expense Dollars | Net Contribution |
|---|---|---|---|---|
| 878700 | Indirect Costs Aux-Debit | | $37,322.00 | ($37,322.00) |
| Total Transfers | | | **$37,322.00** | **($37,322.00)** |
| Net Contribution (use) of Unallocated General: LCA555 | | | **$37,322.00** | **($37,322.00)** |

Report Package: Operating Ledger
report created by: Cats

Dec 4, 2007 3:40:50 PM

# BUDGET REPORT

Organization: 219150

Report Name: Budget Report by Account

IDC frm Central Campus-Acad Support

Fiscal Year: 2007-08

| ACCOUNT | ACCOUNT_DESC | Revenue Dollars | Expense Dollars | Net Contribution |
|---|---|---|---|---|
| 878700 | Indirect Costs Aux-Debit | | $37,322.00 | ($37,322.00) |
| Total Transfers | | | **$37,322.00** | **($37,322.00)** |
| Net Contribution (use) of Unallocated General: 219150 | | | **$37,322.00** | **($37,322.00)** |

Report Package: Operating Ledger

report created by: Cats

Dec 4, 2007 3:42:57 PM

# BUDGET REPORT

Organization: LCB55
Lake Campus Bookstore

Report Name: Budget Report by Account

Fiscal Year: 2007-08

| ACCOUNT | ACCOUNT_DESC | Revenue Dollars | Expense Dollars | Net Contribution |
|---|---|---|---|---|
| 505900 | Sales-New Text Books | $450,129.24 | | $450,129.24 |
| 505930 | Sales-Supplies | $10,511.64 | | $10,511.64 |
| 505960 | Sales-Trade Material | $36,204.60 | | $36,204.60 |
| 507350 | Miscellaneous Income | $4,181.02 | | $4,181.02 |
| **Total Revenue** | | **$501,026.50** | | **$501,026.50** |
| 611100 | Unclassified-Contract | | $51,072.46 | ($51,072.46) |
| 612000 | Classified-Budget Pool | | $27,603.85 | ($27,603.85) |
| 616000 | Student Wages-Budget Pool | | $28,813.00 | ($28,813.00) |
| **Total Personnel Services** | | | **$107,489.31** | **($107,489.31)** |
| 621100 | Staff Benefits-Unclassified | | $19,611.82 | ($19,611.82) |
| 622100 | Staff Benefits-Classified/Exmt Hrly | | $12,835.79 | ($12,835.79) |
| **Total Benefits** | | | **$32,447.61** | **($32,447.61)** |
| 730000 | Budget Pool-Supplies | | $2,056.08 | ($2,056.08) |
| 740000 | Budget Pool-Travel | | $700.00 | ($700.00) |
| 750000 | Budget Pool-Info & Communications | | $2,682.84 | ($2,682.84) |
| 760000 | Budget Pool-Maintenance & Repair | | $1,000.00 | ($1,000.00) |
| 774100 | Data Processing Equipmnt Use-Intrnl | | $465.00 | ($465.00) |
| 777000 | Budget Pool-Other Miscellaneous | | $1,356.26 | ($1,356.26) |
| 780000 | Budget Pool-Purchased for Resale | | $317,866.54 | ($317,866.54) |
| **Total Operation** | | | **$326,126.72** | **($326,126.72)** |
| 878300 | Plant O&M Cost Allocatn Aux-Debit | | $10,624.86 | ($10,624.86) |
| 878700 | Indirect Costs Aux-Debit | | $24,338.00 | ($24,338.00) |
| **Total Transfers** | | | **$34,962.86** | **($34,962.86)** |
| **Net Contribution (use) of Unallocated General: LCB55** | | **$501,026.50** | **$501,026.50** | **$0.00** |

Report Package: Operating Ledger
report created by: Cats

Dec 4, 2007 3:39:05 PM

# BUDGET REPORT

Organization: LCB555
Lake Campus Bookstore

Report Name: Budget Report by Account

Fiscal Year: 2007-08

| ACCOUNT | ACCOUNT_DESC | Revenue Dollars | Expense Dollars | Net Contribution |
|---|---|---|---|---|
| 505900 | Sales-New Text Books | $450,129.24 | | $450,129.24 |
| 505930 | Sales-Supplies | $10,511.64 | | $10,511.64 |
| 505960 | Sales-Trade Material | $36,204.60 | | $36,204.60 |
| 507350 | Miscellaneous Income | $4,181.02 | | $4,181.02 |
| **Total Revenue** | | **$501,026.50** | | **$501,026.50** |
| 611100 | Unclassified-Contract | | $51,072.46 | ($51,072.46) |
| 612000 | Classified-Budget Pool | | $27,603.85 | ($27,603.85) |
| 616000 | Student Wages-Budget Pool | | $28,813.00 | ($28,813.00) |
| **Total Personnel Services** | | | **$107,489.31** | **($107,489.31)** |
| 621100 | Staff Benefits-Unclassified | | $19,611.82 | ($19,611.82) |
| 622100 | Staff Benefits-Classified/Exmt Hrly | | $12,835.79 | ($12,835.79) |
| **Total Benefits** | | | **$32,447.61** | **($32,447.61)** |
| 730000 | Budget Pool-Supplies | | $2,056.08 | ($2,056.08) |
| 740000 | Budget Pool-Travel | | $700.00 | ($700.00) |
| 750000 | Budget Pool-Info & Communications | | $2,682.84 | ($2,682.84) |
| 760000 | Budget Pool-Maintenance & Repair | | $1,000.00 | ($1,000.00) |
| 774100 | Data Processing Equipmnt Use-Intrnl | | $465.00 | ($465.00) |
| 777000 | Budget Pool-Other Miscellaneous | | $1,356.26 | ($1,356.26) |
| 780000 | Budget Pool-Purchased for Resale | | $317,866.54 | ($317,866.54) |
| **Total Operation** | | | **$326,126.72** | **($326,126.72)** |
| 878300 | Plant O&M Cost Allocatn Aux-Debit | | $10,624.86 | ($10,624.86) |
| 878700 | Indirect Costs Aux-Debit | | $24,338.00 | ($24,338.00) |
| **Total Transfers** | | | **$34,962.86** | **($34,962.86)** |
| **Net Contribution (use) of Unallocated General: LCB555** | | **$501,026.50** | **$501,026.50** | **$0.00** |

Report Package: Operating Ledger
report created by: Cats

Dec 4, 2007 3:40:50 PM

# BUDGET REPORT

Organization: 443050
Lake Campus Bookstore

Report Name: Budget Report by Account

Fiscal Year: 2007-08

| ACCOUNT | ACCOUNT_DESC | Revenue Dollars | Expense Dollars | Net Contribution |
|---|---|---|---|---|
| 505900 | Sales-New Text Books | $450,129.24 | | $450,129.24 |
| 505930 | Sales-Supplies | $10,511.64 | | $10,511.64 |
| 505960 | Sales-Trade Material | $36,204.60 | | $36,204.60 |
| 507350 | Miscellaneous Income | $4,181.02 | | $4,181.02 |
| **Total Revenue** | | **$501,026.50** | | **$501,026.50** |
| 611100 | Unclassified-Contract | | $51,072.46 | ($51,072.46) |
| 612000 | Classified-Budget Pool | | $27,603.85 | ($27,603.85) |
| 616000 | Student Wages-Budget Pool | | $28,813.00 | ($28,813.00) |
| **Total Personnel Services** | | | **$107,489.31** | **($107,489.31)** |
| 621100 | Staff Benefits-Unclassified | | $19,611.82 | ($19,611.82) |
| 622100 | Staff Benefits-Classified/Exmt Hrly | | $12,835.79 | ($12,835.79) |
| **Total Benefits** | | | **$32,447.61** | **($32,447.61)** |
| 730000 | Budget Pool-Supplies | | $2,056.08 | ($2,056.08) |
| 740000 | Budget Pool-Travel | | $700.00 | ($700.00) |
| 750000 | Budget Pool-Info & Communications | | $2,682.84 | ($2,682.84) |
| 760000 | Budget Pool-Maintenance & Repair | | $1,000.00 | ($1,000.00) |
| 774100 | Data Processing Equipmnt Use-Intrnl | | $465.00 | ($465.00) |
| 777000 | Budget Pool-Other Miscellaneous | | $1,356.26 | ($1,356.26) |
| 780000 | Budget Pool-Purchased for Resale | | $317,866.54 | ($317,866.54) |
| **Total Operation** | | | **$326,126.72** | **($326,126.72)** |
| 878300 | Plant O&M Cost Allocatn Aux-Debit | | $10,624.86 | ($10,624.86) |
| 878700 | Indirect Costs Aux-Debit | | $24,338.00 | ($24,338.00) |
| **Total Transfers** | | | **$34,962.86** | **($34,962.86)** |
| **Net Contribution (use) of Unallocated General: 443050** | | **$501,026.50** | **$501,026.50** | **$0.00** |

Report Package: Operating Ledger
report created by: Cats

Dec 4, 2007 3:42:57 PM

# BUDGET REPORT

Organization: LCC55
Lake Campus Computer Lab

Report Name: Budget Report by Account

Fiscal Year: 2007-08

| ACCOUNT | ACCOUNT_DESC | Revenue Dollars | Expense Dollars | Net Contribution |
|---|---|---|---|---|
| 611100 | Unclassified-Contract | | $69,628.47 | ($69,628.47) |
| 612000 | Classified-Budget Pool | | $37,325.90 | ($37,325.90) |
| 612200 | NonExempt Unclassified Hourly | | $37,564.09 | ($37,564.09) |
| 614000 | Faculty-Budget Pool | | $320.00 | ($320.00) |
| 615300 | Faculty-Summer | | $10,075.00 | ($10,075.00) |
| 616000 | Student Wages-Budget Pool | | $9,850.00 | ($9,850.00) |
| Total Personnel Services | | | $164,763.46 | ($164,763.46) |
| 621100 | Staff Benefits-Unclassified | | $41,161.94 | ($41,161.94) |
| 622100 | Staff Benefits-Classified/Exmt Hrly | | $17,356.55 | ($17,356.55) |
| 623200 | Staff Benefits-Faculty Part Time | | $1,329.90 | ($1,329.90) |
| Total Benefits | | | $59,848.39 | ($59,848.39) |
| 730000 | Budget Pool-Supplies | | $31,898.00 | ($31,898.00) |
| 750000 | Budget Pool-Info & Communications | | $100.00 | ($100.00) |
| 760000 | Budget Pool-Maintenance & Repair | | $11,290.00 | ($11,290.00) |
| 774100 | Data Processing Equipmnt Use-Intrnl | | $1,017.14 | ($1,017.14) |
| Total Operation | | | $44,305.14 | ($44,305.14) |
| Net Contribution (use) of Unallocated General: LCC55 | | | $268,916.99 | ($268,916.99) |

Report Package: Operating Ledger
report created by: Cats

Dec 4, 2007 3:39:05 PM

# BUDGET REPORT

Organization: LCC555
Lake Campus Computer Lab

Report Name: Budget Report by Account

Fiscal Year: 2007-08

| ACCOUNT | ACCOUNT_DESC | Revenue Dollars | Expense Dollars | Net Contribution |
|---|---|---|---|---|
| 611100 | Unclassified-Contract | | $69,628.47 | ($69,628.47) |
| 612000 | Classified-Budget Pool | | $37,325.90 | ($37,325.90) |
| 612200 | NonExempt Unclassified Hourly | | $37,564.09 | ($37,564.09) |
| 614000 | Faculty-Budget Pool | | $320.00 | ($320.00) |
| 615300 | Faculty-Summer | | $10,075.00 | ($10,075.00) |
| 616000 | Student Wages-Budget Pool | | $9,850.00 | ($9,850.00) |
| **Total Personnel Services** | | | **$164,763.46** | **($164,763.46)** |
| 621100 | Staff Benefits-Unclassified | | $41,161.94 | ($41,161.94) |
| 622100 | Staff Benefits-Classified/Exmt Hrly | | $17,356.55 | ($17,356.55) |
| 623200 | Staff Benefits-Faculty Part Time | | $1,329.90 | ($1,329.90) |
| **Total Benefits** | | | **$59,848.39** | **($59,848.39)** |
| 730000 | Budget Pool-Supplies | | $31,898.00 | ($31,898.00) |
| 750000 | Budget Pool-Info & Communications | | $100.00 | ($100.00) |
| 760000 | Budget Pool-Maintenance & Repair | | $11,290.00 | ($11,290.00) |
| 774100 | Data Processing Equipmnt Use-Intrnl | | $1,017.14 | ($1,017.14) |
| **Total Operation** | | | **$44,305.14** | **($44,305.14)** |
| **Net Contribution (use) of Unallocated General: LCC555** | | | **$268,916.99** | **($268,916.99)** |

Report Package: Operating Ledger
report created by: Cats

Dec 4, 2007 3:40:50 PM

# BUDGET REPORT

Organization: 219200
Computer Lab-Lake

Report Name: Budget Report by Account

Fiscal Year: 2007-08

| ACCOUNT | ACCOUNT_DESC | Revenue Dollars | Expense Dollars | Net Contribution |
|---|---|---|---|---|
| 611100 | Unclassified-Contract | | $69,628.47 | ($69,628.47) |
| 612000 | Classified-Budget Pool | | $37,325.90 | ($37,325.90) |
| 612200 | NonExempt Unclassified Hourly | | $37,564.09 | ($37,564.09) |
| 614000 | Faculty-Budget Pool | | $320.00 | ($320.00) |
| 615300 | Faculty-Summer | | $10,075.00 | ($10,075.00) |
| 616000 | Student Wages-Budget Pool | | $9,850.00 | ($9,850.00) |
| **Total Personnel Services** | | | **$164,763.46** | **($164,763.46)** |
| 621100 | Staff Benefits-Unclassified | | $41,161.94 | ($41,161.94) |
| 622100 | Staff Benefits-Classified/Exmt Hrly | | $17,356.55 | ($17,356.55) |
| 623200 | Staff Benefits-Faculty Part Time | | $1,329.90 | ($1,329.90) |
| **Total Benefits** | | | **$59,848.39** | **($59,848.39)** |
| 730000 | Budget Pool-Supplies | | $31,898.00 | ($31,898.00) |
| 750000 | Budget Pool-Info & Communications | | $100.00 | ($100.00) |
| 760000 | Budget Pool-Maintenance & Repair | | $11,290.00 | ($11,290.00) |
| 774100 | Data Processing Equipmnt Use-Intrnl | | $1,017.14 | ($1,017.14) |
| **Total Operation** | | | **$44,305.14** | **($44,305.14)** |
| **Net Contribution (use) of Unallocated General: 219200** | | | **$268,916.99** | **($268,916.99)** |

Report Package: Operating Ledger
report created by: Cats

Dec 4, 2007 3:42:57 PM

# BUDGET REPORT

Organization: LCD55
Lake Campus Business & Admin

Report Name: Budget Report by Account

Fiscal Year: 2007-08

| ACCOUNT | ACCOUNT_DESC | Revenue Dollars | Expense Dollars | Net Contribution |
|---|---|---|---|---|
| 614000 | Faculty-Budget Pool | | $164,799.72 | ($164,799.72) |
| 615000 | Faculty-Other Budget Pool | | $27,875.38 | ($27,875.38) |
| 615300 | Faculty-Summer | | $30,729.00 | ($30,729.00) |
| **Total Personnel Services** | | | **$223,404.10** | **($223,404.10)** |
| 623100 | Staff Benefits-Faculty | | $42,188.72 | ($42,188.72) |
| 623200 | Staff Benefits-Faculty Part Time | | $7,735.78 | ($7,735.78) |
| **Total Benefits** | | | **$49,924.50** | **($49,924.50)** |
| 730000 | Budget Pool-Supplies | | $286.00 | ($286.00) |
| 740000 | Budget Pool-Travel | | $4,500.00 | ($4,500.00) |
| 750000 | Budget Pool-Info & Communications | | $100.00 | ($100.00) |
| 760000 | Budget Pool-Maintenance & Repair | | $600.00 | ($600.00) |
| 774100 | Data Processing Equipmnt Use-Intrnl | | $8,055.78 | ($8,055.78) |
| **Total Operation** | | | **$13,541.78** | **($13,541.78)** |
| **Net Contribution (use) of Unallocated General: LCD55** | | | **$286,870.38** | **($286,870.38)** |

Report Package: Operating Ledger
report created by: Cats

Dec 4, 2007 3:39:05 PM

# BUDGET REPORT

Organization: LCD555

Lake Campus Business & Admin

Report Name: Budget Report by Account

Fiscal Year: 2007-08

| ACCOUNT | ACCOUNT_DESC | Revenue Dollars | Expense Dollars | Net Contribution |
|---|---|---|---|---|
| 614000 | Faculty-Budget Pool | | $164,799.72 | ($164,799.72) |
| 615000 | Faculty-Other Budget Pool | | $27,875.38 | ($27,875.38) |
| 615300 | Faculty-Summer | | $30,729.00 | ($30,729.00) |
| **Total Personnel Services** | | | **$223,404.10** | **($223,404.10)** |
| 623100 | Staff Benefits-Faculty | | $42,188.72 | ($42,188.72) |
| 623200 | Staff Benefits-Faculty Part Time | | $7,735.78 | ($7,735.78) |
| **Total Benefits** | | | **$49,924.50** | **($49,924.50)** |
| 730000 | Budget Pool-Supplies | | $286.00 | ($286.00) |
| 740000 | Budget Pool-Travel | | $4,500.00 | ($4,500.00) |
| 750000 | Budget Pool-Info & Communications | | $100.00 | ($100.00) |
| 760000 | Budget Pool-Maintenance & Repair | | $600.00 | ($600.00) |
| 774100 | Data Processing Equipmnt Use-Intrnl | | $8,055.78 | ($8,055.78) |
| **Total Operation** | | | **$13,541.78** | **($13,541.78)** |
| **Net Contribution (use) of Unallocated General: LCD555** | | | **$286,870.38** | **($286,870.38)** |

Report Package: Operating Ledger

report created by: Cats

Dec 4, 2007 3:40:50 PM

# BUDGET REPORT

Organization: 219600
Business & Administration-Lake

Report Name: Budget Report by Account

Fiscal Year: 2007-08

| ACCOUNT | ACCOUNT_DESC | Revenue Dollars | Expense Dollars | Net Contribution |
|---|---|---|---|---|
| 614000 | Faculty-Budget Pool | | $164,799.72 | ($164,799.72) |
| 615000 | Faculty-Other Budget Pool | | $27,875.38 | ($27,875.38) |
| 615300 | Faculty-Summer | | $30,729.00 | ($30,729.00) |
| **Total Personnel Services** | | | **$223,404.10** | **($223,404.10)** |
| 623100 | Staff Benefits-Faculty | | $42,188.72 | ($42,188.72) |
| 623200 | Staff Benefits-Faculty Part Time | | $7,735.78 | ($7,735.78) |
| **Total Benefits** | | | **$49,924.50** | **($49,924.50)** |
| 730000 | Budget Pool-Supplies | | $286.00 | ($286.00) |
| 740000 | Budget Pool-Travel | | $4,500.00 | ($4,500.00) |
| 750000 | Budget Pool-Info & Communications | | $100.00 | ($100.00) |
| 760000 | Budget Pool-Maintenance & Repair | | $600.00 | ($600.00) |
| 774100 | Data Processing Equipmnt Use-Intrnl | | $8,055.78 | ($8,055.78) |
| **Total Operation** | | | **$13,541.78** | **($13,541.78)** |
| **Net Contribution (use) of Unallocated General: 219600** | | | **$286,870.38** | **($286,870.38)** |

Report Package: Operating Ledger
report created by: Cats

Dec 4, 2007 3:42:57 PM

# BUDGET REPORT

Organization: LCE55

Lake Campus Education & Human Svcs

Report Name: Budget Report by Account

Fiscal Year: 2007-08

| ACCOUNT | ACCOUNT_DESC | Revenue Dollars | Expense Dollars | Net Contribution |
|---|---|---|---|---|
| 503000 | Non-Credit Fees | ($4,035.00) | | ($4,035.00) |
| **Total Revenue** | | **($4,035.00)** | | **($4,035.00)** |
| 611100 | Unclassified-Contract | | $65,506.86 | ($65,506.86) |
| 612000 | Classified-Budget Pool | | $12,439.42 | ($12,439.42) |
| 612100 | Classified | | $203.89 | ($203.89) |
| 612200 | NonExempt Unclassified Hourly | | $26,319.58 | ($26,319.58) |
| 614000 | Faculty-Budget Pool | | $209,717.73 | ($209,717.73) |
| 615000 | Faculty-Other Budget Pool | | $81,888.29 | ($81,888.29) |
| 615300 | Faculty-Summer | | $14,797.00 | ($14,797.00) |
| 616000 | Student Wages-Budget Pool | | $2,000.00 | ($2,000.00) |
| **Total Personnel Services** | | | **$412,872.77** | **($412,872.77)** |
| 621100 | Staff Benefits-Unclassified | | $34,966.99 | ($34,966.99) |
| 622100 | Staff Benefits-Classified/Exmt Hrly | | $6,173.39 | ($6,173.39) |
| 623100 | Staff Benefits-Faculty | | $53,687.74 | ($53,687.74) |
| 623200 | Staff Benefits-Faculty Part Time | | $12,762.46 | ($12,762.46) |
| **Total Benefits** | | | **$107,590.58** | **($107,590.58)** |
| 717000 | Budget Pool-Contracted Services | | $21,859.00 | ($21,859.00) |
| 730000 | Budget Pool-Supplies | | $9,875.00 | ($9,875.00) |
| 740000 | Budget Pool-Travel | | $5,250.00 | ($5,250.00) |
| 760000 | Budget Pool-Maintenance & Repair | | $4,800.00 | ($4,800.00) |
| 774100 | Data Processing Equipmnt Use-Intrnl | | $3,665.11 | ($3,665.11) |
| 777000 | Budget Pool-Other Miscellaneous | | $15,740.00 | ($15,740.00) |
| **Total Operation** | | | **$61,189.11** | **($61,189.11)** |
| **Net Contribution (use) of Unallocated General: LCE55** | | **($4,035.00)** | **$581,652.46** | **($585,687.46)** |

Report Package: Operating Ledger

report created by: Cats

Dec 4, 2007 3:39:05 PM

# BUDGET REPORT

Organization: LCE555

Report Name: Budget Report by Account

Lake Campus Education & Human Svcs

Fiscal Year: 2007-08

| ACCOUNT | ACCOUNT_DESC | Revenue Dollars | Expense Dollars | Net Contribution |
|---|---|---|---|---|
| 503000 | Non-Credit Fees | ($4,035.00) | | ($4,035.00) |
| **Total Revenue** | | **($4,035.00)** | | **($4,035.00)** |
| 611100 | Unclassified-Contract | | $65,506.86 | ($65,506.86) |
| 612000 | Classified-Budget Pool | | $12,439.42 | ($12,439.42) |
| 612100 | Classified | | $203.89 | ($203.89) |
| 612200 | NonExempt Unclassified Hourly | | $26,319.58 | ($26,319.58) |
| 614000 | Faculty-Budget Pool | | $209,717.73 | ($209,717.73) |
| 615000 | Faculty-Other Budget Pool | | $81,888.29 | ($81,888.29) |
| 615300 | Faculty-Summer | | $14,797.00 | ($14,797.00) |
| 616000 | Student Wages-Budget Pool | | $2,000.00 | ($2,000.00) |
| **Total Personnel Services** | | | **$412,872.77** | **($412,872.77)** |
| 621100 | Staff Benefits-Unclassified | | $34,966.99 | ($34,966.99) |
| 622100 | Staff Benefits-Classified/Exmt Hrly | | $6,173.39 | ($6,173.39) |
| 623100 | Staff Benefits-Faculty | | $53,687.74 | ($53,687.74) |
| 623200 | Staff Benefits-Faculty Part Time | | $12,762.46 | ($12,762.46) |
| **Total Benefits** | | | **$107,590.58** | **($107,590.58)** |
| 717000 | Budget Pool-Contracted Services | | $21,859.00 | ($21,859.00) |
| 730000 | Budget Pool-Supplies | | $9,875.00 | ($9,875.00) |
| 740000 | Budget Pool-Travel | | $5,250.00 | ($5,250.00) |
| 760000 | Budget Pool-Maintenance & Repair | | $4,800.00 | ($4,800.00) |
| 774100 | Data Processing Equipmnt Use-Intrnl | | $3,665.11 | ($3,665.11) |
| 777000 | Budget Pool-Other Miscellaneous | | $15,740.00 | ($15,740.00) |
| **Total Operation** | | | **$61,189.11** | **($61,189.11)** |
| **Net Contribution (use) of Unallocated General: LCE555** | | **($4,035.00)** | **$581,652.46** | **($585,687.46)** |

Report Package: Operating Ledger

report created by: Cats

Dec 4, 2007 3:40:50 PM

# BUDGET REPORT

Organization: 219650
Van Wert Satellite Program

Report Name: Budget Report by Account

Fiscal Year: 2007-08

| ACCOUNT | ACCOUNT_DESC | Revenue Dollars | Expense Dollars | Net Contribution |
|---|---|---|---|---|
| 615000 | Faculty-Other Budget Pool | | $23,826.00 | ($23,826.00) |
| **Total Personnel Services** | | | **$23,826.00** | **($23,826.00)** |
| 623200 | Staff Benefits-Faculty Part Time | | $3,145.03 | ($3,145.03) |
| **Total Benefits** | | | **$3,145.03** | **($3,145.03)** |
| 717000 | Budget Pool-Contracted Services | | $8,000.00 | ($8,000.00) |
| 760000 | Budget Pool-Maintenance & Repair | | $4,800.00 | ($4,800.00) |
| 774100 | Data Processing Equipmnt Use-Intrnl | | $505.18 | ($505.18) |
| 777000 | Budget Pool-Other Miscellaneous | | $15,396.00 | ($15,396.00) |
| **Total Operation** | | | **$28,701.18** | **($28,701.18)** |
| **Net Contribution (use) of Unallocated General: 219650** | | | **$55,672.21** | **($55,672.21)** |

Report Package: Operating Ledger
report created by: Cats

Dec 4, 2007 3:42:57 PM

# BUDGET REPORT

Organization: 219653
Education-Lake

Report Name: Budget Report by Account

Fiscal Year: 2007-08

| ACCOUNT | ACCOUNT_DESC | Revenue Dollars | Expense Dollars | Net Contribution |
|---|---|---|---|---|
| 611100 | Unclassified-Contract | | $65,506.86 | ($65,506.86) |
| 612000 | Classified-Budget Pool | | $12,439.42 | ($12,439.42) |
| 612100 | Classified | | $203.89 | ($203.89) |
| 612200 | NonExempt Unclassified Hourly | | $26,319.58 | ($26,319.58) |
| 614000 | Faculty-Budget Pool | | $194,267.73 | ($194,267.73) |
| 615000 | Faculty-Other Budget Pool | | $58,062.29 | ($58,062.29) |
| 615300 | Faculty-Summer | | $14,797.00 | ($14,797.00) |
| 616000 | Student Wages-Budget Pool | | $2,000.00 | ($2,000.00) |
| **Total Personnel Services** | | | **$373,596.77** | **($373,596.77)** |
| 621100 | Staff Benefits-Unclassified | | $34,966.99 | ($34,966.99) |
| 622100 | Staff Benefits-Classified/Exmt Hrly | | $6,173.39 | ($6,173.39) |
| 623100 | Staff Benefits-Faculty | | $49,732.54 | ($49,732.54) |
| 623200 | Staff Benefits-Faculty Part Time | | $9,617.43 | ($9,617.43) |
| **Total Benefits** | | | **$100,490.35** | **($100,490.35)** |
| 717000 | Budget Pool-Contracted Services | | $7,859.00 | ($7,859.00) |
| 730000 | Budget Pool-Supplies | | $1,625.00 | ($1,625.00) |
| 740000 | Budget Pool-Travel | | $4,500.00 | ($4,500.00) |
| 774100 | Data Processing Equipmnt Use-Intrnl | | $3,159.93 | ($3,159.93) |
| 777000 | Budget Pool-Other Miscellaneous | | $344.00 | ($344.00) |
| **Total Operation** | | | **$17,487.93** | **($17,487.93)** |
| **Net Contribution (use) of Unallocated General: 219653** | | | **$491,575.05** | **($491,575.05)** |

Report Package: Operating Ledger
report created by: Cats

Dec 4, 2007 3:42:57 PM

# BUDGET REPORT

Organization: 219654
R/E Reading Center-Lake

Report Name: Budget Report by Account

Fiscal Year: 2007-08

| ACCOUNT | ACCOUNT_DESC | Revenue Dollars | Expense Dollars | Net Contribution |
|---|---|---|---|---|
| 503000 | Non-Credit Fees | ($4,035.00) | | ($4,035.00) |
| **Total Revenue** | | **($4,035.00)** | | **($4,035.00)** |
| 614000 | Faculty-Budget Pool | | $15,450.00 | ($15,450.00) |
| **Total Personnel Services** | | | **$15,450.00** | **($15,450.00)** |
| 623100 | Staff Benefits-Faculty | | $3,955.20 | ($3,955.20) |
| **Total Benefits** | | | **$3,955.20** | **($3,955.20)** |
| 717000 | Budget Pool-Contracted Services | | $6,000.00 | ($6,000.00) |
| 730000 | Budget Pool-Supplies | | $8,250.00 | ($8,250.00) |
| 740000 | Budget Pool-Travel | | $750.00 | ($750.00) |
| **Total Operation** | | | **$15,000.00** | **($15,000.00)** |
| **Net Contribution (use) of Unallocated General: 219654** | | **($4,035.00)** | **$34,405.20** | **($38,440.20)** |

Report Package: Operating Ledger
report created by: Cats

Dec 4, 2007 3:42:57 PM

# BUDGET REPORT

Organization: LCG55

Lake Campus General Expense

Report Name: Budget Report by Account

Fiscal Year: 2007-08

| ACCOUNT | ACCOUNT_DESC | Revenue Dollars | Expense Dollars | Net Contribution |
|---|---|---|---|---|
| 611100 | Unclassified-Contract | | $42,453.51 | ($42,453.51) |
| 612000 | Classified-Budget Pool | | $23,671.08 | ($23,671.08) |
| 616000 | Student Wages-Budget Pool | | $11,203.00 | ($11,203.00) |
| **Total Personnel Services** | | | **$77,327.59** | **($77,327.59)** |
| 621100 | Staff Benefits-Unclassified | | $16,302.15 | ($16,302.15) |
| 622100 | Staff Benefits-Classified/Exmt Hrly | | $11,007.06 | ($11,007.06) |
| **Total Benefits** | | | **$27,309.21** | **($27,309.21)** |
| 730000 | Budget Pool-Supplies | | $39,510.00 | ($39,510.00) |
| 740000 | Budget Pool-Travel | | $19,931.00 | ($19,931.00) |
| 750000 | Budget Pool-Info & Communications | | $51,889.00 | ($51,889.00) |
| 760000 | Budget Pool-Maintenance & Repair | | $9,543.00 | ($9,543.00) |
| 774100 | Data Processing Equipmnt Use-Intrnl | | $678.10 | ($678.10) |
| 775000 | Budget Pool-Equipment Rental Charge | | $21,000.00 | ($21,000.00) |
| 777000 | Budget Pool-Other Miscellaneous | | $150.00 | ($150.00) |
| **Total Operation** | | | **$142,701.10** | **($142,701.10)** |
| 878700 | Indirect Costs Aux-Debit | | $257,859.00 | ($257,859.00) |
| 879300 | Plant O&M Cost Allocatn E&G-Debit | | $560,487.60 | ($560,487.60) |
| **Total Transfers** | | | **$818,346.60** | **($818,346.60)** |
| **Net Contribution (use) of Unallocated General: LCG55** | | | **$1,065,684.50** | **($1,065,684.50)** |

Report Package: Operating Ledger

report created by: Cats

Dec 4, 2007 3:39:05 PM

# BUDGET REPORT

Organization: LCG555

Lake Campus General Expense

Report Name: Budget Report by Account

Fiscal Year: 2007-08

| ACCOUNT | ACCOUNT_DESC | Revenue Dollars | Expense Dollars | Net Contribution |
|---|---|---|---|---|
| 611100 | Unclassified-Contract | | $42,453.51 | ($42,453.51) |
| 612000 | Classified-Budget Pool | | $23,671.08 | ($23,671.08) |
| 616000 | Student Wages-Budget Pool | | $11,203.00 | ($11,203.00) |
| **Total Personnel Services** | | | **$77,327.59** | **($77,327.59)** |
| 621100 | Staff Benefits-Unclassified | | $16,302.15 | ($16,302.15) |
| 622100 | Staff Benefits-Classified/Exmt Hrly | | $11,007.06 | ($11,007.06) |
| **Total Benefits** | | | **$27,309.21** | **($27,309.21)** |
| 730000 | Budget Pool-Supplies | | $39,510.00 | ($39,510.00) |
| 740000 | Budget Pool-Travel | | $19,931.00 | ($19,931.00) |
| 750000 | Budget Pool-Info & Communications | | $51,889.00 | ($51,889.00) |
| 760000 | Budget Pool-Maintenance & Repair | | $9,543.00 | ($9,543.00) |
| 774100 | Data Processing Equipmnt Use-Intrnl | | $678.10 | ($678.10) |
| 775000 | Budget Pool-Equipment Rental Charge | | $21,000.00 | ($21,000.00) |
| 777000 | Budget Pool-Other Miscellaneous | | $150.00 | ($150.00) |
| **Total Operation** | | | **$142,701.10** | **($142,701.10)** |
| 878700 | Indirect Costs Aux-Debit | | $257,859.00 | ($257,859.00) |
| 879300 | Plant O&M Cost Allocatn E&G-Debit | | $560,487.60 | ($560,487.60) |
| **Total Transfers** | | | **$818,346.60** | **($818,346.60)** |
| **Net Contribution (use) of Unallocated General: LCG555** | | | **$1,065,684.50** | **($1,065,684.50)** |

Report Package: Operating Ledger

report created by: Cats

Dec 4, 2007 3:40:50 PM

# BUDGET REPORT

Organization: 219450
General Expense-Lake

Report Name: Budget Report by Account

Fiscal Year: 2007-08

| ACCOUNT | ACCOUNT_DESC | Revenue Dollars | Expense Dollars | Net Contribution |
|---|---|---|---|---|
| 611100 | Unclassified-Contract | | $42,453.51 | ($42,453.51) |
| 612000 | Classified-Budget Pool | | $23,671.08 | ($23,671.08) |
| 616000 | Student Wages-Budget Pool | | $11,203.00 | ($11,203.00) |
| **Total Personnel Services** | | | **$77,327.59** | **($77,327.59)** |
| 621100 | Staff Benefits-Unclassified | | $16,302.15 | ($16,302.15) |
| 622100 | Staff Benefits-Classified/Exmt Hrly | | $11,007.06 | ($11,007.06) |
| **Total Benefits** | | | **$27,309.21** | **($27,309.21)** |
| 730000 | Budget Pool-Supplies | | $39,510.00 | ($39,510.00) |
| 740000 | Budget Pool-Travel | | $19,931.00 | ($19,931.00) |
| 750000 | Budget Pool-Info & Communications | | $51,889.00 | ($51,889.00) |
| 760000 | Budget Pool-Maintenance & Repair | | $9,543.00 | ($9,543.00) |
| 774100 | Data Processing Equipmnt Use-Intrnl | | $678.10 | ($678.10) |
| 775000 | Budget Pool-Equipment Rental Charge | | $21,000.00 | ($21,000.00) |
| 777000 | Budget Pool-Other Miscellaneous | | $150.00 | ($150.00) |
| **Total Operation** | | | **$142,701.10** | **($142,701.10)** |
| **Net Contribution (use) of Unallocated General: 219450** | | | **$247,337.90** | **($247,337.90)** |

Report Package: Operating Ledger
report created by: Cats

Dec 4, 2007 3:42:57 PM

# BUDGET REPORT

Organization: 219453

Report Name: Budget Report by Account

IDC from Central Cmpus-Instnl Suppt

Fiscal Year: 2007-08

| ACCOUNT | ACCOUNT_DESC | Revenue Dollars | Expense Dollars | Net Contribution |
|---|---|---|---|---|
| 878700 | Indirect Costs Aux-Debit | | $257,859.00 | ($257,859.00) |
| Total Transfers | | | **$257,859.00** | **($257,859.00)** |
| Net Contribution (use) of Unallocated General: 219453 | | | **$257,859.00** | **($257,859.00)** |

Report Package: Operating Ledger

report created by: Cats

Dec 4, 2007 3:42:57 PM

# BUDGET REPORT

Organization: 219454
Physical Plant-Lake

Report Name: Budget Report by Account

Fiscal Year: 2007-08

| ACCOUNT | ACCOUNT_DESC | Revenue Dollars | Expense Dollars | Net Contribution |
|---|---|---|---|---|
| 879300 | Plant O&M Cost Allocatn E&G-Debit | | $560,487.60 | ($560,487.60) |
| Total Transfers | | | **$560,487.60** | **($560,487.60)** |
| Net Contribution (use) of Unallocated General: 219454 | | | **$560,487.60** | **($560,487.60)** |

Report Package: Operating Ledger
report created by: Cats

Dec 4, 2007 3:42:57 PM

# BUDGET REPORT

Organization: LCH55

Report Name: Budget Report by Account

Lake Campus Engineering Technology

Fiscal Year: 2007-08

| ACCOUNT | ACCOUNT_DESC | Revenue Dollars | Expense Dollars | Net Contribution |
|---|---|---|---|---|
| 612000 | Classified-Budget Pool | | $10,911.56 | ($10,911.56) |
| 612100 | Classified | | $326.23 | ($326.23) |
| 614000 | Faculty-Budget Pool | | $59,990.27 | ($59,990.27) |
| 615000 | Faculty-Other Budget Pool | | $19,640.78 | ($19,640.78) |
| 615300 | Faculty-Summer | | $4,000.00 | ($4,000.00) |
| 616000 | Student Wages-Budget Pool | | $727.00 | ($727.00) |
| **Total Personnel Services** | | | **$95,595.84** | **($95,595.84)** |
| 622100 | Staff Benefits-Classified/Exmt Hrly | | $5,225.24 | ($5,225.24) |
| 623100 | Staff Benefits-Faculty | | $15,357.51 | ($15,357.51) |
| 623200 | Staff Benefits-Faculty Part Time | | $3,120.58 | ($3,120.58) |
| **Total Benefits** | | | **$23,703.33** | **($23,703.33)** |
| 717000 | Budget Pool-Contracted Services | | $500.00 | ($500.00) |
| 730000 | Budget Pool-Supplies | | $1,327.00 | ($1,327.00) |
| 740000 | Budget Pool-Travel | | $1,500.00 | ($1,500.00) |
| 750000 | Budget Pool-Info & Communications | | $413.00 | ($413.00) |
| 760000 | Budget Pool-Maintenance & Repair | | $1,000.00 | ($1,000.00) |
| 774100 | Data Processing Equipmnt Use-Intrnl | | $6,384.27 | ($6,384.27) |
| 777000 | Budget Pool-Other Miscellaneous | | $18,027.00 | ($18,027.00) |
| **Total Operation** | | | **$29,151.27** | **($29,151.27)** |
| **Net Contribution (use) of Unallocated General: LCH55** | | | **$148,450.44** | **($148,450.44)** |

Report Package: Operating Ledger

report created by: Cats

Dec 4, 2007 3:39:05 PM

# BUDGET REPORT

Organization: LCH555

Report Name: Budget Report by Account

Lake Campus Engineering Technology

Fiscal Year: 2007-08

| ACCOUNT | ACCOUNT_DESC | Revenue Dollars | Expense Dollars | Net Contribution |
|---|---|---|---|---|
| 612000 | Classified-Budget Pool | | $10,911.56 | ($10,911.56) |
| 612100 | Classified | | $326.23 | ($326.23) |
| 614000 | Faculty-Budget Pool | | $59,990.27 | ($59,990.27) |
| 615000 | Faculty-Other Budget Pool | | $19,640.78 | ($19,640.78) |
| 615300 | Faculty-Summer | | $4,000.00 | ($4,000.00) |
| 616000 | Student Wages-Budget Pool | | $727.00 | ($727.00) |
| **Total Personnel Services** | | | **$95,595.84** | **($95,595.84)** |
| 622100 | Staff Benefits-Classified/Exmt Hrly | | $5,225.24 | ($5,225.24) |
| 623100 | Staff Benefits-Faculty | | $15,357.51 | ($15,357.51) |
| 623200 | Staff Benefits-Faculty Part Time | | $3,120.58 | ($3,120.58) |
| **Total Benefits** | | | **$23,703.33** | **($23,703.33)** |
| 717000 | Budget Pool-Contracted Services | | $500.00 | ($500.00) |
| 730000 | Budget Pool-Supplies | | $1,327.00 | ($1,327.00) |
| 740000 | Budget Pool-Travel | | $1,500.00 | ($1,500.00) |
| 750000 | Budget Pool-Info & Communications | | $413.00 | ($413.00) |
| 760000 | Budget Pool-Maintenance & Repair | | $1,000.00 | ($1,000.00) |
| 774100 | Data Processing Equipmnt Use-Intrnl | | $6,384.27 | ($6,384.27) |
| 777000 | Budget Pool-Other Miscellaneous | | $18,027.00 | ($18,027.00) |
| **Total Operation** | | | **$29,151.27** | **($29,151.27)** |
| **Net Contribution (use) of Unallocated General: LCH555** | | | **$148,450.44** | **($148,450.44)** |

Report Package: Operating Ledger

report created by: Cats

Dec 4, 2007 3:40:50 PM

# BUDGET REPORT

Organization: 219850
Engineering Technologies-Lake

Report Name: Budget Report by Account

Fiscal Year: 2007-08

| ACCOUNT | ACCOUNT_DESC | Revenue Dollars | Expense Dollars | Net Contribution |
|---|---|---|---|---|
| 612000 | Classified-Budget Pool | | $10,911.56 | ($10,911.56) |
| 612100 | Classified | | $326.23 | ($326.23) |
| 614000 | Faculty-Budget Pool | | $59,990.27 | ($59,990.27) |
| 615000 | Faculty-Other Budget Pool | | $19,640.78 | ($19,640.78) |
| 615300 | Faculty-Summer | | $4,000.00 | ($4,000.00) |
| 616000 | Student Wages-Budget Pool | | $727.00 | ($727.00) |
| **Total Personnel Services** | | | **$95,595.84** | **($95,595.84)** |
| 622100 | Staff Benefits-Classified/Exmt Hrly | | $5,225.24 | ($5,225.24) |
| 623100 | Staff Benefits-Faculty | | $15,357.51 | ($15,357.51) |
| 623200 | Staff Benefits-Faculty Part Time | | $3,120.58 | ($3,120.58) |
| **Total Benefits** | | | **$23,703.33** | **($23,703.33)** |
| 717000 | Budget Pool-Contracted Services | | $500.00 | ($500.00) |
| 730000 | Budget Pool-Supplies | | $1,327.00 | ($1,327.00) |
| 740000 | Budget Pool-Travel | | $1,500.00 | ($1,500.00) |
| 750000 | Budget Pool-Info & Communications | | $413.00 | ($413.00) |
| 760000 | Budget Pool-Maintenance & Repair | | $1,000.00 | ($1,000.00) |
| 774100 | Data Processing Equipmnt Use-Intrnl | | $6,384.27 | ($6,384.27) |
| 777000 | Budget Pool-Other Miscellaneous | | $18,027.00 | ($18,027.00) |
| **Total Operation** | | | **$29,151.27** | **($29,151.27)** |
| **Net Contribution (use) of Unallocated General: 219850** | | | **$148,450.44** | **($148,450.44)** |

Report Package: Operating Ledger
report created by: Cats

Dec 4, 2007 3:42:57 PM

# BUDGET REPORT

Organization: LCI55
Lake Campus Income

Report Name: Budget Report by Account

Fiscal Year: 2007-08

| ACCOUNT | ACCOUNT_DESC | Revenue Dollars | Expense Dollars | Net Contribution |
|---|---|---|---|---|
| 500100 | State Share of Instruction | $2,327,253.00 | | $2,327,253.00 |
| 500200 | Access Challenge Subsidy | $241,734.00 | | $241,734.00 |
| 500210 | Jobs Challenge Subsidy | ($5,000.00) | | ($5,000.00) |
| 500300 | Other State Appropriations/Subsidy | $7,874.00 | | $7,874.00 |
| 501007 | Undergraduate I&G Fees Summer | $376,757.00 | | $376,757.00 |
| 501010 | Undergraduate I&G Fees Fall | $1,007,761.00 | | $1,007,761.00 |
| 501020 | Undergraduate I&G Fees Winter | $966,301.00 | | $966,301.00 |
| 501030 | Undergraduate I&G Fees Spring | $947,916.00 | | $947,916.00 |
| 501107 | Masters I&G Fees Summer | $180,259.00 | | $180,259.00 |
| 501110 | Masters I&G Fees Fall | $133,044.00 | | $133,044.00 |
| 501120 | Masters I&G Fees Winter | $137,005.00 | | $137,005.00 |
| 501130 | Masters I&G Fees Spring | $175,306.00 | | $175,306.00 |
| 501310 | Tuition-Undergraduate Fall | $2,583.00 | | $2,583.00 |
| 501320 | Tuition-Undergraduate Winter | $5,165.00 | | $5,165.00 |
| 501330 | Tuition-Undergraduate Spring | $5,165.00 | | $5,165.00 |
| 501600 | Application Fee-Undergrad | $5,000.00 | | $5,000.00 |
| 501630 | Application Fee-Nondegree | $100.00 | | $100.00 |
| 501800 | Registration Fees | $1,100.00 | | $1,100.00 |
| 502150 | Graduation Fees | $2,500.00 | | $2,500.00 |
| 502200 | Laboratory Fees | $40,000.00 | | $40,000.00 |
| 502270 | Transcripts | $900.00 | | $900.00 |
| 502320 | Student Fines | $350.00 | | $350.00 |
| 504850 | Facilities & Admin-Nongovt-Other | $10,500.00 | | $10,500.00 |
| Total Revenue | | $6,569,573.00 | | $6,569,573.00 |
| Net Contribution (use) of Unallocated General: LCI55 | | $6,569,573.00 | | $6,569,573.00 |

Report Package: Operating Ledger
report created by: Cats

Dec 4, 2007 3:39:05 PM

# BUDGET REPORT

Organization: LCI551
Lake Campus Income

Report Name: Budget Report by Account

Fiscal Year: 2007-08

| ACCOUNT | ACCOUNT_DESC | Revenue Dollars | Expense Dollars | Net Contribution |
|---|---|---|---|---|
| 500100 | State Share of Instruction | $2,327,253.00 | | $2,327,253.00 |
| 500200 | Access Challenge Subsidy | $241,734.00 | | $241,734.00 |
| 500210 | Jobs Challenge Subsidy | ($5,000.00) | | ($5,000.00) |
| 500300 | Other State Appropriations/Subsidy | $7,874.00 | | $7,874.00 |
| 501007 | Undergraduate I&G Fees Summer | $367,685.00 | | $367,685.00 |
| 501010 | Undergraduate I&G Fees Fall | $954,885.00 | | $954,885.00 |
| 501020 | Undergraduate I&G Fees Winter | $927,311.00 | | $927,311.00 |
| 501030 | Undergraduate I&G Fees Spring | $916,332.00 | | $916,332.00 |
| 501107 | Masters I&G Fees Summer | $101,646.00 | | $101,646.00 |
| 501110 | Masters I&G Fees Fall | $64,743.00 | | $64,743.00 |
| 501120 | Masters I&G Fees Winter | $71,674.00 | | $71,674.00 |
| 501130 | Masters I&G Fees Spring | $102,922.00 | | $102,922.00 |
| 501310 | Tuition-Undergraduate Fall | $2,583.00 | | $2,583.00 |
| 501320 | Tuition-Undergraduate Winter | $5,165.00 | | $5,165.00 |
| 501330 | Tuition-Undergraduate Spring | $5,165.00 | | $5,165.00 |
| 501600 | Application Fee-Undergrad | $5,000.00 | | $5,000.00 |
| 501630 | Application Fee-Nondegree | $100.00 | | $100.00 |
| 501800 | Registration Fees | $1,100.00 | | $1,100.00 |
| 502150 | Graduation Fees | $2,500.00 | | $2,500.00 |
| 502200 | Laboratory Fees | $40,000.00 | | $40,000.00 |
| 502270 | Transcripts | $900.00 | | $900.00 |
| 502320 | Student Fines | $350.00 | | $350.00 |
| 504850 | Facilities & Admin-Nongovt-Other | $10,500.00 | | $10,500.00 |
| Total Revenue | | $6,152,422.00 | | $6,152,422.00 |
| Net Contribution (use) of Unallocated General: LCI551 | | $6,152,422.00 | | $6,152,422.00 |

Report Package: Operating Ledger
report created by: Cats

Dec 4, 2007 3:40:50 PM

# BUDGET REPORT

Organization: 219100
Lake Campus Income

Report Name: Budget Report by Account

Fiscal Year: 2007-08

| ACCOUNT | ACCOUNT_DESC | Revenue Dollars | Expense Dollars | Net Contribution |
|---|---|---|---|---|
| 500100 | State Share of Instruction | $2,327,253.00 | | $2,327,253.00 |
| 500200 | Access Challenge Subsidy | $241,734.00 | | $241,734.00 |
| 500210 | Jobs Challenge Subsidy | ($5,000.00) | | ($5,000.00) |
| 500300 | Other State Appropriations/Subsidy | $7,874.00 | | $7,874.00 |
| 501007 | Undergraduate I&G Fees Summer | $367,685.00 | | $367,685.00 |
| 501010 | Undergraduate I&G Fees Fall | $954,885.00 | | $954,885.00 |
| 501020 | Undergraduate I&G Fees Winter | $927,311.00 | | $927,311.00 |
| 501030 | Undergraduate I&G Fees Spring | $916,332.00 | | $916,332.00 |
| 501107 | Masters I&G Fees Summer | $101,646.00 | | $101,646.00 |
| 501110 | Masters I&G Fees Fall | $64,743.00 | | $64,743.00 |
| 501120 | Masters I&G Fees Winter | $71,674.00 | | $71,674.00 |
| 501130 | Masters I&G Fees Spring | $102,922.00 | | $102,922.00 |
| 501310 | Tuition-Undergraduate Fall | $2,583.00 | | $2,583.00 |
| 501320 | Tuition-Undergraduate Winter | $5,165.00 | | $5,165.00 |
| 501330 | Tuition-Undergraduate Spring | $5,165.00 | | $5,165.00 |
| 501600 | Application Fee-Undergrad | $5,000.00 | | $5,000.00 |
| 501630 | Application Fee-Nondegree | $100.00 | | $100.00 |
| 501800 | Registration Fees | $1,100.00 | | $1,100.00 |
| 502150 | Graduation Fees | $2,500.00 | | $2,500.00 |
| 502200 | Laboratory Fees | $40,000.00 | | $40,000.00 |
| 502270 | Transcripts | $900.00 | | $900.00 |
| 502320 | Student Fines | $350.00 | | $350.00 |
| 504850 | Facilities & Admin-Nongovt-Other | $10,500.00 | | $10,500.00 |
| Total Revenue | | $6,152,422.00 | | $6,152,422.00 |
| Net Contribution (use) of Unallocated General: 219100 | | $6,152,422.00 | | $6,152,422.00 |

Report Package: Operating Ledger
report created by: Cats

Dec 4, 2007 3:42:57 PM

# BUDGET REPORT

Organization: LCI552
Lake Campus I&G Fees

Report Name: Budget Report by Account

Fiscal Year: 2007-08

| ACCOUNT | ACCOUNT_DESC | Revenue Dollars | Expense Dollars | Net Contribution |
|---|---|---|---|---|
| 501007 | Undergraduate I&G Fees Summer | $3,519.00 | | $3,519.00 |
| 501010 | Undergraduate I&G Fees Fall | $43,404.00 | | $43,404.00 |
| 501020 | Undergraduate I&G Fees Winter | $28,038.00 | | $28,038.00 |
| 501030 | Undergraduate I&G Fees Spring | $21,076.00 | | $21,076.00 |
| Total Revenue | | $96,037.00 | | $96,037.00 |
| Net Contribution (use) of Unallocated General: LCI552 | | $96,037.00 | | $96,037.00 |

Report Package: Operating Ledger
report created by: Cats

Dec 4, 2007 3:40:50 PM

# BUDGET REPORT

Organization: 219107

Report Name: Budget Report by Account

Van Wert Satellite-Lake Ugrad Crses

Fiscal Year: 2007-08

| ACCOUNT | ACCOUNT_DESC | Revenue Dollars | Expense Dollars | Net Contribution |
|---|---|---|---|---|
| 501007 | Undergraduate I&G Fees Summer | $3,519.00 | | $3,519.00 |
| 501010 | Undergraduate I&G Fees Fall | $36,112.00 | | $36,112.00 |
| 501020 | Undergraduate I&G Fees Winter | $20,128.00 | | $20,128.00 |
| 501030 | Undergraduate I&G Fees Spring | $17,760.00 | | $17,760.00 |
| Total Revenue | | **$77,519.00** | | **$77,519.00** |
| Net Contribution (use) of Unallocated General: 219107 | | **$77,519.00** | | **$77,519.00** |

Report Package: Operating Ledger
report created by: Cats

Dec 4, 2007 3:42:57 PM

# BUDGET REPORT

Organization: 219113
Fort Recovery Satellite/Lake

Report Name: Budget Report by Account

Fiscal Year: 2007-08

| ACCOUNT | ACCOUNT_DESC | Revenue Dollars | Expense Dollars | Net Contribution |
|---|---|---|---|---|
| 501010 | Undergraduate I&G Fees Fall | $7,292.00 | | $7,292.00 |
| 501020 | Undergraduate I&G Fees Winter | $7,910.00 | | $7,910.00 |
| 501030 | Undergraduate I&G Fees Spring | $3,316.00 | | $3,316.00 |
| Total Revenue | | **$18,518.00** | | **$18,518.00** |
| Net Contribution (use) of Unallocated General: 219113 | | **$18,518.00** | | **$18,518.00** |

Report Package: Operating Ledger
report created by: Cats

Dec 4, 2007 3:42:57 PM

# BUDGET REPORT

Organization: LCI554
Lake Campus 75/25 Split Income

Report Name: Budget Report by Account

Fiscal Year: 2007-08

| ACCOUNT | ACCOUNT_DESC | Revenue Dollars | Expense Dollars | Net Contribution |
|---|---|---|---|---|
| 501007 | Undergraduate I&G Fees Summer | $5,553.00 | | $5,553.00 |
| 501010 | Undergraduate I&G Fees Fall | $9,472.00 | | $9,472.00 |
| 501020 | Undergraduate I&G Fees Winter | $10,952.00 | | $10,952.00 |
| 501030 | Undergraduate I&G Fees Spring | $10,508.00 | | $10,508.00 |
| 501107 | Masters I&G Fees Summer | $78,613.00 | | $78,613.00 |
| 501110 | Masters I&G Fees Fall | $68,301.00 | | $68,301.00 |
| 501120 | Masters I&G Fees Winter | $65,331.00 | | $65,331.00 |
| 501130 | Masters I&G Fees Spring | $72,384.00 | | $72,384.00 |
| Total Revenue | | $321,114.00 | | $321,114.00 |
| Net Contribution (use) of Unallocated General: LCI554 | | $321,114.00 | | $321,114.00 |

Report Package: Operating Ledger
report created by: Cats

Dec 4, 2007 3:40:50 PM

# BUDGET REPORT

Organization: 219108

Nursing Courses Taught-Lake RN/BSN

Report Name: Budget Report by Account

Fiscal Year: 2007-08

| ACCOUNT | ACCOUNT_DESC | Revenue Dollars | Expense Dollars | Net Contribution |
|---|---|---|---|---|
| 501007 | Undergraduate I&G Fees Summer | $5,553.00 | | $5,553.00 |
| 501010 | Undergraduate I&G Fees Fall | $9,472.00 | | $9,472.00 |
| 501020 | Undergraduate I&G Fees Winter | $10,952.00 | | $10,952.00 |
| 501030 | Undergraduate I&G Fees Spring | $10,508.00 | | $10,508.00 |
| Total Revenue | | **$36,485.00** | | **$36,485.00** |
| Net Contribution (use) of Unallocated General: 219108 | | **$36,485.00** | | **$36,485.00** |

Report Package: Operating Ledger
report created by: Cats

Dec 4, 2007 3:42:57 PM

# BUDGET REPORT

Organization: 219111
MBA Program Taught at Lake

Report Name: Budget Report by Account

Fiscal Year: 2007-08

| ACCOUNT | ACCOUNT_DESC | Revenue Dollars | Expense Dollars | Net Contribution |
|---|---|---|---|---|
| 501107 | Masters I&G Fees Summer | $34,115.00 | | $34,115.00 |
| 501110 | Masters I&G Fees Fall | $25,984.00 | | $25,984.00 |
| 501120 | Masters I&G Fees Winter | $23,757.00 | | $23,757.00 |
| 501130 | Masters I&G Fees Spring | $24,499.00 | | $24,499.00 |
| Total Revenue | | $108,355.00 | | $108,355.00 |
| Net Contribution (use) of Unallocated General: 219111 | | $108,355.00 | | $108,355.00 |

Report Package: Operating Ledger
report created by: Cats

Dec 4, 2007 3:42:57 PM

# BUDGET REPORT

Organization: 219112
Special Education Masters Lake

Report Name: Budget Report by Account

Fiscal Year: 2007-08

| ACCOUNT | ACCOUNT_DESC | Revenue Dollars | Expense Dollars | Net Contribution |
|---|---|---|---|---|
| 501107 | Masters I&G Fees Summer | $44,498.00 | | $44,498.00 |
| 501110 | Masters I&G Fees Fall | $42,317.00 | | $42,317.00 |
| 501120 | Masters I&G Fees Winter | $41,574.00 | | $41,574.00 |
| 501130 | Masters I&G Fees Spring | $47,885.00 | | $47,885.00 |
| Total Revenue | | **$176,274.00** | | **$176,274.00** |
| Net Contribution (use) of Unallocated General: 219112 | | **$176,274.00** | | **$176,274.00** |

Report Package: Operating Ledger
report created by: Cats

Dec 4, 2007 3:42:57 PM

# BUDGET REPORT

Organization: LCL55
Lake Campus Liberal Arts

Report Name: Budget Report by Account

Fiscal Year: 2007-08

| ACCOUNT | ACCOUNT_DESC | Revenue Dollars | Expense Dollars | Net Contribution |
|---|---|---|---|---|
| 612000 | Classified-Budget Pool | | $111.00 | ($111.00) |
| 614000 | Faculty-Budget Pool | | $363,034.00 | ($363,034.00) |
| 615000 | Faculty-Other Budget Pool | | $90,719.59 | ($90,719.59) |
| 615300 | Faculty-Summer | | $54,419.00 | ($54,419.00) |
| 616000 | Student Wages-Budget Pool | | $118.00 | ($118.00) |
| **Total Personnel Services** | | | **$508,401.59** | **($508,401.59)** |
| 622100 | Staff Benefits-Classified/Exmt Hrly | | $51.62 | ($51.62) |
| 623100 | Staff Benefits-Faculty | | $92,936.70 | ($92,936.70) |
| 623200 | Staff Benefits-Faculty Part Time | | $19,158.29 | ($19,158.29) |
| **Total Benefits** | | | **$112,146.61** | **($112,146.61)** |
| 730000 | Budget Pool-Supplies | | $300.00 | ($300.00) |
| 740000 | Budget Pool-Travel | | $9,000.00 | ($9,000.00) |
| 750000 | Budget Pool-Info & Communications | | $2,029.00 | ($2,029.00) |
| 760000 | Budget Pool-Maintenance & Repair | | $400.00 | ($400.00) |
| 774100 | Data Processing Equipmnt Use-Intrnl | | $8,615.21 | ($8,615.21) |
| **Total Operation** | | | **$20,344.21** | **($20,344.21)** |
| **Net Contribution (use) of Unallocated General: LCL55** | | | **$640,892.41** | **($640,892.41)** |

Report Package: Operating Ledger
report created by: Cats

Dec 4, 2007 3:39:05 PM

# BUDGET REPORT

Organization: LCL555
Lake Campus Liberal Arts

Report Name: Budget Report by Account

Fiscal Year: 2007-08

| ACCOUNT | ACCOUNT_DESC | Revenue Dollars | Expense Dollars | Net Contribution |
|---|---|---|---|---|
| 612000 | Classified-Budget Pool | | $111.00 | ($111.00) |
| 614000 | Faculty-Budget Pool | | $363,034.00 | ($363,034.00) |
| 615000 | Faculty-Other Budget Pool | | $90,719.59 | ($90,719.59) |
| 615300 | Faculty-Summer | | $54,419.00 | ($54,419.00) |
| 616000 | Student Wages-Budget Pool | | $118.00 | ($118.00) |
| **Total Personnel Services** | | | **$508,401.59** | **($508,401.59)** |
| 622100 | Staff Benefits-Classified/Exmt Hrly | | $51.62 | ($51.62) |
| 623100 | Staff Benefits-Faculty | | $92,936.70 | ($92,936.70) |
| 623200 | Staff Benefits-Faculty Part Time | | $19,158.29 | ($19,158.29) |
| **Total Benefits** | | | **$112,146.61** | **($112,146.61)** |
| 730000 | Budget Pool-Supplies | | $300.00 | ($300.00) |
| 740000 | Budget Pool-Travel | | $9,000.00 | ($9,000.00) |
| 750000 | Budget Pool-Info & Communications | | $2,029.00 | ($2,029.00) |
| 760000 | Budget Pool-Maintenance & Repair | | $400.00 | ($400.00) |
| 774100 | Data Processing Equipmnt Use-Intrnl | | $8,615.21 | ($8,615.21) |
| **Total Operation** | | | **$20,344.21** | **($20,344.21)** |
| **Net Contribution (use) of Unallocated General: LCL555** | | | **$640,892.41** | **($640,892.41)** |

Report Package: Operating Ledger
report created by: Cats

Dec 4, 2007 3:40:50 PM

# BUDGET REPORT

Organization: 219300
Liberal Arts-Lake

Report Name: Budget Report by Account

Fiscal Year: 2007-08

| ACCOUNT | ACCOUNT_DESC | Revenue Dollars | Expense Dollars | Net Contribution |
|---|---|---|---|---|
| 612000 | Classified-Budget Pool | | $111.00 | ($111.00) |
| 614000 | Faculty-Budget Pool | | $363,034.00 | ($363,034.00) |
| 615000 | Faculty-Other Budget Pool | | $90,719.59 | ($90,719.59) |
| 615300 | Faculty-Summer | | $54,419.00 | ($54,419.00) |
| 616000 | Student Wages-Budget Pool | | $118.00 | ($118.00) |
| **Total Personnel Services** | | | **$508,401.59** | **($508,401.59)** |
| 622100 | Staff Benefits-Classified/Exmt Hrly | | $51.62 | ($51.62) |
| 623100 | Staff Benefits-Faculty | | $92,936.70 | ($92,936.70) |
| 623200 | Staff Benefits-Faculty Part Time | | $19,158.29 | ($19,158.29) |
| **Total Benefits** | | | **$112,146.61** | **($112,146.61)** |
| 730000 | Budget Pool-Supplies | | $300.00 | ($300.00) |
| 740000 | Budget Pool-Travel | | $9,000.00 | ($9,000.00) |
| 750000 | Budget Pool-Info & Communications | | $2,029.00 | ($2,029.00) |
| 760000 | Budget Pool-Maintenance & Repair | | $400.00 | ($400.00) |
| 774100 | Data Processing Equipmnt Use-Intrnl | | $8,615.21 | ($8,615.21) |
| **Total Operation** | | | **$20,344.21** | **($20,344.21)** |
| **Net Contribution (use) of Unallocated General: 219300** | | | **$640,892.41** | **($640,892.41)** |

Report Package: Operating Ledger
report created by: Cats

Dec 4, 2007 3:42:57 PM

# BUDGET REPORT

Organization: LCM55

Lake Campus Science & Mathematics

Report Name: Budget Report by Account

Fiscal Year: 2007-08

| ACCOUNT | ACCOUNT_DESC | Revenue Dollars | Expense Dollars | Net Contribution |
|---|---|---|---|---|
| 614000 | Faculty-Budget Pool | | $259,224.02 | ($259,224.02) |
| 615000 | Faculty-Other Budget Pool | | $46,093.91 | ($46,093.91) |
| 615300 | Faculty-Summer | | $35,094.00 | ($35,094.00) |
| 616000 | Student Wages-Budget Pool | | $332.00 | ($332.00) |
| **Total Personnel Services** | | | **$340,743.93** | **($340,743.93)** |
| 623100 | Staff Benefits-Faculty | | $66,361.35 | ($66,361.35) |
| 623200 | Staff Benefits-Faculty Part Time | | $10,716.80 | ($10,716.80) |
| **Total Benefits** | | | **$77,078.15** | **($77,078.15)** |
| 730000 | Budget Pool-Supplies | | $5,780.00 | ($5,780.00) |
| 740000 | Budget Pool-Travel | | $21,448.00 | ($21,448.00) |
| 760000 | Budget Pool-Maintenance & Repair | | $200.00 | ($200.00) |
| 774100 | Data Processing Equipmnt Use-Intrnl | | $3,410.82 | ($3,410.82) |
| **Total Operation** | | | **$30,838.82** | **($30,838.82)** |
| **Net Contribution (use) of Unallocated General: LCM55** | | | **$448,660.90** | **($448,660.90)** |

Report Package: Operating Ledger

report created by: Cats

Dec 4, 2007 3:39:05 PM

# BUDGET REPORT

Organization: LCM555

Report Name: Budget Report by Account

Lake Campus Science & Mathematics

Fiscal Year: 2007-08

| ACCOUNT | ACCOUNT_DESC | Revenue Dollars | Expense Dollars | Net Contribution |
|---|---|---|---|---|
| 614000 | Faculty-Budget Pool | | $259,224.02 | ($259,224.02) |
| 615000 | Faculty-Other Budget Pool | | $46,093.91 | ($46,093.91) |
| 615300 | Faculty-Summer | | $35,094.00 | ($35,094.00) |
| 616000 | Student Wages-Budget Pool | | $332.00 | ($332.00) |
| **Total Personnel Services** | | | **$340,743.93** | **($340,743.93)** |
| 623100 | Staff Benefits-Faculty | | $66,361.35 | ($66,361.35) |
| 623200 | Staff Benefits-Faculty Part Time | | $10,716.80 | ($10,716.80) |
| **Total Benefits** | | | **$77,078.15** | **($77,078.15)** |
| 730000 | Budget Pool-Supplies | | $5,780.00 | ($5,780.00) |
| 740000 | Budget Pool-Travel | | $21,448.00 | ($21,448.00) |
| 760000 | Budget Pool-Maintenance & Repair | | $200.00 | ($200.00) |
| 774100 | Data Processing Equipmnt Use-Intrnl | | $3,410.82 | ($3,410.82) |
| **Total Operation** | | | **$30,838.82** | **($30,838.82)** |
| **Net Contribution (use) of Unallocated General: LCM555** | | | **$448,660.90** | **($448,660.90)** |

Report Package: Operating Ledger

report created by: Cats

Dec 4, 2007 3:40:50 PM

# BUDGET REPORT

Organization: 219700
Science & Mathematics-Lake

Report Name: Budget Report by Account

Fiscal Year: 2007-08

| ACCOUNT | ACCOUNT_DESC | Revenue Dollars | Expense Dollars | Net Contribution |
|---|---|---|---|---|
| 614000 | Faculty-Budget Pool | | $259,224.02 | ($259,224.02) |
| 615000 | Faculty-Other Budget Pool | | $46,093.91 | ($46,093.91) |
| 615300 | Faculty-Summer | | $35,094.00 | ($35,094.00) |
| 616000 | Student Wages-Budget Pool | | $332.00 | ($332.00) |
| **Total Personnel Services** | | | **$340,743.93** | **($340,743.93)** |
| 623100 | Staff Benefits-Faculty | | $66,361.35 | ($66,361.35) |
| 623200 | Staff Benefits-Faculty Part Time | | $10,716.80 | ($10,716.80) |
| **Total Benefits** | | | **$77,078.15** | **($77,078.15)** |
| 730000 | Budget Pool-Supplies | | $5,780.00 | ($5,780.00) |
| 740000 | Budget Pool-Travel | | $21,448.00 | ($21,448.00) |
| 760000 | Budget Pool-Maintenance & Repair | | $200.00 | ($200.00) |
| 774100 | Data Processing Equipmnt Use-Intrnl | | $3,410.82 | ($3,410.82) |
| **Total Operation** | | | **$30,838.82** | **($30,838.82)** |
| **Net Contribution (use) of Unallocated General: 219700** | | | **$448,660.90** | **($448,660.90)** |

Report Package: Operating Ledger
report created by: Cats

Dec 4, 2007 3:42:57 PM

# BUDGET REPORT

Organization: LCP55
Lake Campus Scholarships

Report Name: Budget Report by Account

Fiscal Year: 2007-08

| ACCOUNT | ACCOUNT_DESC | Revenue Dollars | Expense Dollars | Net Contribution |
|---|---|---|---|---|
| 773000 | Budget Pool-Scholarships&Fellowshps | | $6,243.86 | ($6,243.86) |
| Total Operation | | | **$6,243.86** | **($6,243.86)** |
| Net Contribution (use) of Unallocated General: LCP55 | | | **$6,243.86** | **($6,243.86)** |

Report Package: Operating Ledger
report created by: Cats

Dec 4, 2007 3:39:05 PM

# BUDGET REPORT

Organization: LCP555
Lake Campus Scholarships

Report Name: Budget Report by Account

Fiscal Year: 2007-08

| ACCOUNT | ACCOUNT_DESC | Revenue Dollars | Expense Dollars | Net Contribution |
|---|---|---|---|---|
| 773000 | Budget Pool-Scholarships&Fellowshps | | $6,243.86 | ($6,243.86) |
| Total Operation | | | **$6,243.86** | **($6,243.86)** |
| Net Contribution (use) of Unallocated General: LCP555 | | | **$6,243.86** | **($6,243.86)** |

Report Package: Operating Ledger
report created by: Cats

Dec 4, 2007 3:40:50 PM

# BUDGET REPORT

Organization: 219250
Scholarships-Lake

Report Name: Budget Report by Account

Fiscal Year: 2007-08

| ACCOUNT | ACCOUNT_DESC | Revenue Dollars | Expense Dollars | Net Contribution |
|---|---|---|---|---|
| 773000 | Budget Pool-Scholarships&Fellowshps | | $6,243.86 | ($6,243.86) |
| Total Operation | | | **$6,243.86** | **($6,243.86)** |
| Net Contribution (use) of Unallocated General: 219250 | | | **$6,243.86** | **($6,243.86)** |

Report Package: Operating Ledger
report created by: Cats

Dec 4, 2007 3:42:57 PM

# BUDGET REPORT

Organization: LCR55

Lake Campus Acad & Instructnal Svcs

Report Name: Budget Report by Account

Fiscal Year: 2007-08

| ACCOUNT | ACCOUNT_DESC | Revenue Dollars | Expense Dollars | Net Contribution |
|---|---|---|---|---|
| 611100 | Unclassified-Contract | | $51,170.17 | ($51,170.17) |
| 615000 | Faculty-Other Budget Pool | | $1,045.00 | ($1,045.00) |
| 615300 | Faculty-Summer | | $858.00 | ($858.00) |
| 616000 | Student Wages-Budget Pool | | $16,751.00 | ($16,751.00) |
| Total Personnel Services | | | **$69,824.17** | **($69,824.17)** |
| 621100 | Staff Benefits-Unclassified | | $19,649.35 | ($19,649.35) |
| 623200 | Staff Benefits-Faculty Part Time | | $251.20 | ($251.20) |
| Total Benefits | | | **$19,900.55** | **($19,900.55)** |
| 730000 | Budget Pool-Supplies | | $863.00 | ($863.00) |
| 740000 | Budget Pool-Travel | | $1,027.00 | ($1,027.00) |
| 750000 | Budget Pool-Info & Communications | | $300.00 | ($300.00) |
| 774100 | Data Processing Equipmnt Use-Intrnl | | $298.36 | ($298.36) |
| Total Operation | | | **$2,488.36** | **($2,488.36)** |
| Net Contribution (use) of Unallocated General: LCR55 | | | **$92,213.08** | **($92,213.08)** |

Report Package: Operating Ledger

report created by: Cats

Dec 4, 2007 3:39:05 PM

# BUDGET REPORT

Organization: LCR555

Report Name: Budget Report by Account

Lake Campus Acad & Instructnal Svcs

Fiscal Year: 2007-08

| ACCOUNT | ACCOUNT_DESC | Revenue Dollars | Expense Dollars | Net Contribution |
|---|---|---|---|---|
| 611100 | Unclassified-Contract | | $51,170.17 | ($51,170.17) |
| 615000 | Faculty-Other Budget Pool | | $1,045.00 | ($1,045.00) |
| 615300 | Faculty-Summer | | $858.00 | ($858.00) |
| 616000 | Student Wages-Budget Pool | | $16,751.00 | ($16,751.00) |
| **Total Personnel Services** | | | **$69,824.17** | **($69,824.17)** |
| 621100 | Staff Benefits-Unclassified | | $19,649.35 | ($19,649.35) |
| 623200 | Staff Benefits-Faculty Part Time | | $251.20 | ($251.20) |
| **Total Benefits** | | | **$19,900.55** | **($19,900.55)** |
| 730000 | Budget Pool-Supplies | | $863.00 | ($863.00) |
| 740000 | Budget Pool-Travel | | $1,027.00 | ($1,027.00) |
| 750000 | Budget Pool-Info & Communications | | $300.00 | ($300.00) |
| 774100 | Data Processing Equipmnt Use-Intrnl | | $298.36 | ($298.36) |
| **Total Operation** | | | **$2,488.36** | **($2,488.36)** |
| **Net Contribution (use) of Unallocated General: LCR555** | | | **$92,213.08** | **($92,213.08)** |

Report Package: Operating Ledger

report created by: Cats

Dec 4, 2007 3:40:50 PM

# BUDGET REPORT

Organization: 219500
Academic & Instructional Svcs-Lake

Report Name: Budget Report by Account

Fiscal Year: 2007-08

| ACCOUNT | ACCOUNT_DESC | Revenue Dollars | Expense Dollars | Net Contribution |
|---|---|---|---|---|
| 611100 | Unclassified-Contract | | $51,170.17 | ($51,170.17) |
| 615000 | Faculty-Other Budget Pool | | $1,045.00 | ($1,045.00) |
| 615300 | Faculty-Summer | | $858.00 | ($858.00) |
| 616000 | Student Wages-Budget Pool | | $16,751.00 | ($16,751.00) |
| **Total Personnel Services** | | | **$69,824.17** | **($69,824.17)** |
| 621100 | Staff Benefits-Unclassified | | $19,649.35 | ($19,649.35) |
| 623200 | Staff Benefits-Faculty Part Time | | $251.20 | ($251.20) |
| **Total Benefits** | | | **$19,900.55** | **($19,900.55)** |
| 730000 | Budget Pool-Supplies | | $863.00 | ($863.00) |
| 740000 | Budget Pool-Travel | | $1,027.00 | ($1,027.00) |
| 750000 | Budget Pool-Info & Communications | | $300.00 | ($300.00) |
| 774100 | Data Processing Equipmnt Use-Intrnl | | $298.36 | ($298.36) |
| **Total Operation** | | | **$2,488.36** | **($2,488.36)** |
| **Net Contribution (use) of Unallocated General: 219500** | | | **$92,213.08** | **($92,213.08)** |

Report Package: Operating Ledger
report created by: Cats

Dec 4, 2007 3:42:57 PM

# BUDGET REPORT

Organization: LCS55
Lake Campus Student Services

Report Name: Budget Report by Account

Fiscal Year: 2007-08

| ACCOUNT | ACCOUNT_DESC | Revenue Dollars | Expense Dollars | Net Contribution |
|---|---|---|---|---|
| 611100 | Unclassified-Contract | | $354,315.59 | ($354,315.59) |
| 612000 | Classified-Budget Pool | | $26,908.84 | ($26,908.84) |
| 615000 | Faculty-Other Budget Pool | | $522.50 | ($522.50) |
| 615300 | Faculty-Summer | | $1,310.00 | ($1,310.00) |
| 616000 | Student Wages-Budget Pool | | $7,950.00 | ($7,950.00) |
| **Total Personnel Services** | | | **$391,006.93** | **($391,006.93)** |
| 621100 | Staff Benefits-Unclassified | | $136,057.19 | ($136,057.19) |
| 622100 | Staff Benefits-Classified/Exmt Hrly | | $12,512.61 | ($12,512.61) |
| 623200 | Staff Benefits-Faculty Part Time | | $241.89 | ($241.89) |
| **Total Benefits** | | | **$148,811.69** | **($148,811.69)** |
| 717000 | Budget Pool-Contracted Services | | $1,000.00 | ($1,000.00) |
| 730000 | Budget Pool-Supplies | | $2,325.00 | ($2,325.00) |
| 740000 | Budget Pool-Travel | | $4,500.00 | ($4,500.00) |
| 750000 | Budget Pool-Info & Communications | | $35,903.00 | ($35,903.00) |
| 760000 | Budget Pool-Maintenance & Repair | | $500.00 | ($500.00) |
| 774100 | Data Processing Equipmnt Use-Intrnl | | $2,976.80 | ($2,976.80) |
| 775000 | Budget Pool-Equipment Rental Charge | | $1,000.00 | ($1,000.00) |
| 777000 | Budget Pool-Other Miscellaneous | | $283.00 | ($283.00) |
| **Total Operation** | | | **$48,487.80** | **($48,487.80)** |
| 878700 | Indirect Costs Aux-Debit | | $44,107.00 | ($44,107.00) |
| **Total Transfers** | | | **$44,107.00** | **($44,107.00)** |
| **Net Contribution (use) of Unallocated General: LCS55** | | | **$632,413.42** | **($632,413.42)** |

Report Package: Operating Ledger
report created by: Cats

Dec 4, 2007 3:39:05 PM

# BUDGET REPORT

Organization: LCS555
Lake Campus Student Services

Report Name: Budget Report by Account

Fiscal Year: 2007-08

| ACCOUNT | ACCOUNT_DESC | Revenue Dollars | Expense Dollars | Net Contribution |
|---|---|---|---|---|
| 611100 | Unclassified-Contract | | $354,315.59 | ($354,315.59) |
| 612000 | Classified-Budget Pool | | $26,908.84 | ($26,908.84) |
| 615000 | Faculty-Other Budget Pool | | $522.50 | ($522.50) |
| 615300 | Faculty-Summer | | $1,310.00 | ($1,310.00) |
| 616000 | Student Wages-Budget Pool | | $7,950.00 | ($7,950.00) |
| **Total Personnel Services** | | | **$391,006.93** | **($391,006.93)** |
| 621100 | Staff Benefits-Unclassified | | $136,057.19 | ($136,057.19) |
| 622100 | Staff Benefits-Classified/Exmt Hrly | | $12,512.61 | ($12,512.61) |
| 623200 | Staff Benefits-Faculty Part Time | | $241.89 | ($241.89) |
| **Total Benefits** | | | **$148,811.69** | **($148,811.69)** |
| 717000 | Budget Pool-Contracted Services | | $1,000.00 | ($1,000.00) |
| 730000 | Budget Pool-Supplies | | $2,325.00 | ($2,325.00) |
| 740000 | Budget Pool-Travel | | $4,500.00 | ($4,500.00) |
| 750000 | Budget Pool-Info & Communications | | $35,903.00 | ($35,903.00) |
| 760000 | Budget Pool-Maintenance & Repair | | $500.00 | ($500.00) |
| 774100 | Data Processing Equipmnt Use-Intrnl | | $2,976.80 | ($2,976.80) |
| 775000 | Budget Pool-Equipment Rental Charge | | $1,000.00 | ($1,000.00) |
| 777000 | Budget Pool-Other Miscellaneous | | $283.00 | ($283.00) |
| **Total Operation** | | | **$48,487.80** | **($48,487.80)** |
| 878700 | Indirect Costs Aux-Debit | | $44,107.00 | ($44,107.00) |
| **Total Transfers** | | | **$44,107.00** | **($44,107.00)** |
| **Net Contribution (use) of Unallocated General: LCS555** | | | **$632,413.42** | **($632,413.42)** |

Report Package: Operating Ledger
report created by: Cats

Dec 4, 2007 3:40:50 PM

# BUDGET REPORT

Organization: 219400
Student Services-Lake

Report Name: Budget Report by Account

Fiscal Year: 2007-08

| ACCOUNT | ACCOUNT_DESC | Revenue Dollars | Expense Dollars | Net Contribution |
|---|---|---|---|---|
| 611100 | Unclassified-Contract | | $354,315.59 | ($354,315.59) |
| 612000 | Classified-Budget Pool | | $26,908.84 | ($26,908.84) |
| 615000 | Faculty-Other Budget Pool | | $522.50 | ($522.50) |
| 615300 | Faculty-Summer | | $1,310.00 | ($1,310.00) |
| 616000 | Student Wages-Budget Pool | | $7,950.00 | ($7,950.00) |
| **Total Personnel Services** | | | **$391,006.93** | **($391,006.93)** |
| 621100 | Staff Benefits-Unclassified | | $136,057.19 | ($136,057.19) |
| 622100 | Staff Benefits-Classified/Exmt Hrly | | $12,512.61 | ($12,512.61) |
| 623200 | Staff Benefits-Faculty Part Time | | $241.89 | ($241.89) |
| **Total Benefits** | | | **$148,811.69** | **($148,811.69)** |
| 717000 | Budget Pool-Contracted Services | | $1,000.00 | ($1,000.00) |
| 730000 | Budget Pool-Supplies | | $2,325.00 | ($2,325.00) |
| 740000 | Budget Pool-Travel | | $4,500.00 | ($4,500.00) |
| 750000 | Budget Pool-Info & Communications | | $4,651.00 | ($4,651.00) |
| 760000 | Budget Pool-Maintenance & Repair | | $500.00 | ($500.00) |
| 774100 | Data Processing Equipmnt Use-Intrnl | | $2,976.80 | ($2,976.80) |
| 775000 | Budget Pool-Equipment Rental Charge | | $1,000.00 | ($1,000.00) |
| 777000 | Budget Pool-Other Miscellaneous | | $283.00 | ($283.00) |
| **Total Operation** | | | **$17,235.80** | **($17,235.80)** |
| **Net Contribution (use) of Unallocated General: 219400** | | | **$557,054.42** | **($557,054.42)** |

Report Package: Operating Ledger
report created by: Cats

Dec 4, 2007 3:42:57 PM

# BUDGET REPORT

Organization: 219403
Marketing/Advertising-Lake

Report Name: Budget Report by Account

Fiscal Year: 2007-08

| ACCOUNT | ACCOUNT_DESC | Revenue Dollars | Expense Dollars | Net Contribution |
|---|---|---|---|---|
| 750000 | Budget Pool-Info & Communications | | $31,252.00 | ($31,252.00) |
| Total Operation | | | **$31,252.00** | **($31,252.00)** |
| Net Contribution (use) of Unallocated General: 219403 | | | **$31,252.00** | **($31,252.00)** |

Report Package: Operating Ledger
report created by: Cats

Dec 4, 2007 3:42:57 PM

# BUDGET REPORT

Organization: 219404
IDC from Central Campus-Stdt Svcs

Report Name: Budget Report by Account

Fiscal Year: 2007-08

| ACCOUNT | ACCOUNT_DESC | Revenue Dollars | Expense Dollars | Net Contribution |
|---|---|---|---|---|
| 878700 | Indirect Costs Aux-Debit | | $44,107.00 | ($44,107.00) |
| Total Transfers | | | **$44,107.00** | **($44,107.00)** |
| Net Contribution (use) of Unallocated General: 219404 | | | **$44,107.00** | **($44,107.00)** |

Report Package: Operating Ledger
report created by: Cats

Dec 4, 2007 3:42:57 PM

# BUDGET REPORT

Organization: LCT55

Lake Campus Business Technologies

Report Name: Budget Report by Account

Fiscal Year: 2007-08

| ACCOUNT | ACCOUNT_DESC | Revenue Dollars | Expense Dollars | Net Contribution |
|---|---|---|---|---|
| 612000 | Classified-Budget Pool | | $9,549.12 | ($9,549.12) |
| 612100 | Classified | | $285.45 | ($285.45) |
| 614000 | Faculty-Budget Pool | | $179,201.47 | ($179,201.47) |
| 615000 | Faculty-Other Budget Pool | | $50,184.04 | ($50,184.04) |
| 615300 | Faculty-Summer | | $23,013.00 | ($23,013.00) |
| 616000 | Student Wages-Budget Pool | | $13,204.00 | ($13,204.00) |
| **Total Personnel Services** | | | **$275,437.08** | **($275,437.08)** |
| 622100 | Staff Benefits-Classified/Exmt Hrly | | $4,573.49 | ($4,573.49) |
| 623100 | Staff Benefits-Faculty | | $45,875.57 | ($45,875.57) |
| 623200 | Staff Benefits-Faculty Part Time | | $9,662.01 | ($9,662.01) |
| **Total Benefits** | | | **$60,111.07** | **($60,111.07)** |
| 730000 | Budget Pool-Supplies | | $829.00 | ($829.00) |
| 740000 | Budget Pool-Travel | | $4,500.00 | ($4,500.00) |
| 750000 | Budget Pool-Info & Communications | | $500.00 | ($500.00) |
| 760000 | Budget Pool-Maintenance & Repair | | $650.00 | ($650.00) |
| 774100 | Data Processing Equipmnt Use-Intrnl | | $15,874.22 | ($15,874.22) |
| 775000 | Budget Pool-Equipment Rental Charge | | $6,000.00 | ($6,000.00) |
| 777000 | Budget Pool-Other Miscellaneous | | $699.00 | ($699.00) |
| **Total Operation** | | | **$29,052.22** | **($29,052.22)** |
| **Net Contribution (use) of Unallocated General: LCT55** | | | **$364,600.37** | **($364,600.37)** |

Report Package: Operating Ledger

report created by: Cats

Dec 4, 2007 3:39:05 PM

# BUDGET REPORT

Organization: LCT555

Report Name: Budget Report by Account

Lake Campus Business Technologies

Fiscal Year: 2007-08

| ACCOUNT | ACCOUNT_DESC | Revenue Dollars | Expense Dollars | Net Contribution |
|---|---|---|---|---|
| 612000 | Classified-Budget Pool | | $9,549.12 | ($9,549.12) |
| 612100 | Classified | | $285.45 | ($285.45) |
| 614000 | Faculty-Budget Pool | | $179,201.47 | ($179,201.47) |
| 615000 | Faculty-Other Budget Pool | | $50,184.04 | ($50,184.04) |
| 615300 | Faculty-Summer | | $23,013.00 | ($23,013.00) |
| 616000 | Student Wages-Budget Pool | | $13,204.00 | ($13,204.00) |
| **Total Personnel Services** | | | **$275,437.08** | **($275,437.08)** |
| 622100 | Staff Benefits-Classified/Exmt Hrly | | $4,573.49 | ($4,573.49) |
| 623100 | Staff Benefits-Faculty | | $45,875.57 | ($45,875.57) |
| 623200 | Staff Benefits-Faculty Part Time | | $9,662.01 | ($9,662.01) |
| **Total Benefits** | | | **$60,111.07** | **($60,111.07)** |
| 730000 | Budget Pool-Supplies | | $829.00 | ($829.00) |
| 740000 | Budget Pool-Travel | | $4,500.00 | ($4,500.00) |
| 750000 | Budget Pool-Info & Communications | | $500.00 | ($500.00) |
| 760000 | Budget Pool-Maintenance & Repair | | $650.00 | ($650.00) |
| 774100 | Data Processing Equipmnt Use-Intrnl | | $15,874.22 | ($15,874.22) |
| 775000 | Budget Pool-Equipment Rental Charge | | $6,000.00 | ($6,000.00) |
| 777000 | Budget Pool-Other Miscellaneous | | $699.00 | ($699.00) |
| **Total Operation** | | | **$29,052.22** | **($29,052.22)** |
| **Net Contribution (use) of Unallocated General: LCT555** | | | **$364,600.37** | **($364,600.37)** |

Report Package: Operating Ledger

report created by: Cats

Dec 4, 2007 3:40:50 PM

# BUDGET REPORT

Organization: 219800
Business Technologies-Lake

Report Name: Budget Report by Account

Fiscal Year: 2007-08

| ACCOUNT | ACCOUNT_DESC | Revenue Dollars | Expense Dollars | Net Contribution |
|---|---|---|---|---|
| 612000 | Classified-Budget Pool | | $9,549.12 | ($9,549.12) |
| 612100 | Classified | | $285.45 | ($285.45) |
| 614000 | Faculty-Budget Pool | | $179,201.47 | ($179,201.47) |
| 615000 | Faculty-Other Budget Pool | | $50,184.04 | ($50,184.04) |
| 615300 | Faculty-Summer | | $23,013.00 | ($23,013.00) |
| 616000 | Student Wages-Budget Pool | | $13,204.00 | ($13,204.00) |
| Total Personnel Services | | | **$275,437.08** | **($275,437.08)** |
| 622100 | Staff Benefits-Classified/Exmt Hrly | | $4,573.49 | ($4,573.49) |
| 623100 | Staff Benefits-Faculty | | $45,875.57 | ($45,875.57) |
| 623200 | Staff Benefits-Faculty Part Time | | $9,662.01 | ($9,662.01) |
| Total Benefits | | | **$60,111.07** | **($60,111.07)** |
| 730000 | Budget Pool-Supplies | | $829.00 | ($829.00) |
| 740000 | Budget Pool-Travel | | $4,500.00 | ($4,500.00) |
| 750000 | Budget Pool-Info & Communications | | $500.00 | ($500.00) |
| 760000 | Budget Pool-Maintenance & Repair | | $650.00 | ($650.00) |
| 774100 | Data Processing Equipmnt Use-Intrnl | | $15,874.22 | ($15,874.22) |
| 775000 | Budget Pool-Equipment Rental Charge | | $6,000.00 | ($6,000.00) |
| 777000 | Budget Pool-Other Miscellaneous | | $699.00 | ($699.00) |
| Total Operation | | | **$29,052.22** | **($29,052.22)** |
| Net Contribution (use) of Unallocated General: 219800 | | | **$364,600.37** | **($364,600.37)** |

Report Package: Operating Ledger
report created by: Cats

Dec 4, 2007 3:42:57 PM

# BUDGET REPORT

Organization: LCU55

Report Name: Budget Report by Account

Lake Campus Engineer & Computer Sci

Fiscal Year: 2007-08

| ACCOUNT | ACCOUNT_DESC | Revenue Dollars | Expense Dollars | Net Contribution |
|---|---|---|---|---|
| 614000 | Faculty-Budget Pool | | $67,943.29 | ($67,943.29) |
| 615000 | Faculty-Other Budget Pool | | $17,279.08 | ($17,279.08) |
| 615300 | Faculty-Summer | | $4,716.00 | ($4,716.00) |
| 616000 | Student Wages-Budget Pool | | $300.00 | ($300.00) |
| Total Personnel Services | | | **$90,238.37** | **($90,238.37)** |
| 623100 | Staff Benefits-Faculty | | $17,393.49 | ($17,393.49) |
| 623200 | Staff Benefits-Faculty Part Time | | $2,903.35 | ($2,903.35) |
| Total Benefits | | | **$20,296.84** | **($20,296.84)** |
| 730000 | Budget Pool-Supplies | | $163.00 | ($163.00) |
| 774100 | Data Processing Equipmnt Use-Intrnl | | $5,292.54 | ($5,292.54) |
| Total Operation | | | **$5,455.54** | **($5,455.54)** |
| Net Contribution (use) of Unallocated General: LCU55 | | | **$115,990.75** | **($115,990.75)** |

Report Package: Operating Ledger

report created by: Cats

Dec 4, 2007 3:39:05 PM

# BUDGET REPORT

Organization: LCU555

Report Name: Budget Report by Account

Lake Campus Engineer & Computer Sci

Fiscal Year: 2007-08

| ACCOUNT | ACCOUNT_DESC | Revenue Dollars | Expense Dollars | Net Contribution |
|---|---|---|---|---|
| 614000 | Faculty-Budget Pool | | $67,943.29 | ($67,943.29) |
| 615000 | Faculty-Other Budget Pool | | $17,279.08 | ($17,279.08) |
| 615300 | Faculty-Summer | | $4,716.00 | ($4,716.00) |
| 616000 | Student Wages-Budget Pool | | $300.00 | ($300.00) |
| **Total Personnel Services** | | | **$90,238.37** | **($90,238.37)** |
| 623100 | Staff Benefits-Faculty | | $17,393.49 | ($17,393.49) |
| 623200 | Staff Benefits-Faculty Part Time | | $2,903.35 | ($2,903.35) |
| **Total Benefits** | | | **$20,296.84** | **($20,296.84)** |
| 730000 | Budget Pool-Supplies | | $163.00 | ($163.00) |
| 774100 | Data Processing Equipmnt Use-Intrnl | | $5,292.54 | ($5,292.54) |
| **Total Operation** | | | **$5,455.54** | **($5,455.54)** |
| **Net Contribution (use) of Unallocated General: LCU555** | | | **$115,990.75** | **($115,990.75)** |

Report Package: Operating Ledger

report created by: Cats

Dec 4, 2007 3:40:50 PM

# BUDGET REPORT

Organization: 219750
Computer Science-Lake

Report Name: Budget Report by Account

Fiscal Year: 2007-08

| ACCOUNT | ACCOUNT_DESC | Revenue Dollars | Expense Dollars | Net Contribution |
|---|---|---|---|---|
| 614000 | Faculty-Budget Pool | | $67,943.29 | ($67,943.29) |
| 615000 | Faculty-Other Budget Pool | | $17,279.08 | ($17,279.08) |
| 615300 | Faculty-Summer | | $4,716.00 | ($4,716.00) |
| 616000 | Student Wages-Budget Pool | | $300.00 | ($300.00) |
| **Total Personnel Services** | | | **$90,238.37** | **($90,238.37)** |
| 623100 | Staff Benefits-Faculty | | $17,393.49 | ($17,393.49) |
| 623200 | Staff Benefits-Faculty Part Time | | $2,903.35 | ($2,903.35) |
| **Total Benefits** | | | **$20,296.84** | **($20,296.84)** |
| 730000 | Budget Pool-Supplies | | $163.00 | ($163.00) |
| 774100 | Data Processing Equipmnt Use-Intrnl | | $5,292.54 | ($5,292.54) |
| **Total Operation** | | | **$5,455.54** | **($5,455.54)** |
| **Net Contribution (use) of Unallocated General: 219750** | | | **$115,990.75** | **($115,990.75)** |

Report Package: Operating Ledger
report created by: Cats

Dec 4, 2007 3:42:57 PM

# BUDGET REPORT

Organization: LCV55
Lake Campus Student Activities

Report Name: Budget Report by Account

Fiscal Year: 2007-08

| ACCOUNT | ACCOUNT_DESC | Revenue Dollars | Expense Dollars | Net Contribution |
|---|---|---|---|---|
| 611100 | Unclassified-Contract | | $11,000.00 | ($11,000.00) |
| 616000 | Student Wages-Budget Pool | | $500.00 | ($500.00) |
| Total Personnel Services | | | **$11,500.00** | **($11,500.00)** |
| 621100 | Staff Benefits-Unclassified | | $4,224.00 | ($4,224.00) |
| Total Benefits | | | **$4,224.00** | **($4,224.00)** |
| 717000 | Budget Pool-Contracted Services | | $8,508.00 | ($8,508.00) |
| 730000 | Budget Pool-Supplies | | $6,100.00 | ($6,100.00) |
| 740000 | Budget Pool-Travel | | $15,177.00 | ($15,177.00) |
| 750000 | Budget Pool-Info & Communications | | $3,200.00 | ($3,200.00) |
| 760000 | Budget Pool-Maintenance & Repair | | $100.00 | ($100.00) |
| 770100 | Insurance | | $3,000.00 | ($3,000.00) |
| 777000 | Budget Pool-Other Miscellaneous | | $1,223.00 | ($1,223.00) |
| Total Operation | | | **$37,308.00** | **($37,308.00)** |
| Net Contribution (use) of Unallocated General: LCV55 | | | **$53,032.00** | **($53,032.00)** |

Report Package: Operating Ledger
report created by: Cats

Dec 4, 2007 3:39:05 PM

# BUDGET REPORT

Organization: LCV555

Lake Campus Student Activities

Report Name: Budget Report by Account

Fiscal Year: 2007-08

| ACCOUNT | ACCOUNT_DESC | Revenue Dollars | Expense Dollars | Net Contribution |
|---|---|---|---|---|
| 611100 | Unclassified-Contract | | $11,000.00 | ($11,000.00) |
| 616000 | Student Wages-Budget Pool | | $500.00 | ($500.00) |
| **Total Personnel Services** | | | **$11,500.00** | **($11,500.00)** |
| 621100 | Staff Benefits-Unclassified | | $4,224.00 | ($4,224.00) |
| **Total Benefits** | | | **$4,224.00** | **($4,224.00)** |
| 717000 | Budget Pool-Contracted Services | | $8,508.00 | ($8,508.00) |
| 730000 | Budget Pool-Supplies | | $6,100.00 | ($6,100.00) |
| 740000 | Budget Pool-Travel | | $15,177.00 | ($15,177.00) |
| 750000 | Budget Pool-Info & Communications | | $3,200.00 | ($3,200.00) |
| 760000 | Budget Pool-Maintenance & Repair | | $100.00 | ($100.00) |
| 770100 | Insurance | | $3,000.00 | ($3,000.00) |
| 777000 | Budget Pool-Other Miscellaneous | | $1,223.00 | ($1,223.00) |
| **Total Operation** | | | **$37,308.00** | **($37,308.00)** |
| **Net Contribution (use) of Unallocated General: LCV555** | | | **$53,032.00** | **($53,032.00)** |

Report Package: Operating Ledger

report created by: Cats

Dec 4, 2007 3:40:50 PM

# BUDGET REPORT

Organization: 219550
Student Senate-Lake

Report Name: Budget Report by Account

Fiscal Year: 2007-08

| ACCOUNT | ACCOUNT_DESC | Revenue Dollars | Expense Dollars | Net Contribution |
|---|---|---|---|---|
| 616000 | Student Wages-Budget Pool | | $500.00 | ($500.00) |
| **Total Personnel Services** | | | **$500.00** | **($500.00)** |
| 717000 | Budget Pool-Contracted Services | | $3,500.00 | ($3,500.00) |
| 730000 | Budget Pool-Supplies | | $2,100.00 | ($2,100.00) |
| 740000 | Budget Pool-Travel | | $4,100.00 | ($4,100.00) |
| 750000 | Budget Pool-Info & Communications | | $2,100.00 | ($2,100.00) |
| 777000 | Budget Pool-Other Miscellaneous | | $1,100.00 | ($1,100.00) |
| **Total Operation** | | | **$12,900.00** | **($12,900.00)** |
| **Net Contribution (use) of Unallocated General: 219550** | | | **$13,400.00** | **($13,400.00)** |

Report Package: Operating Ledger
report created by: Cats

Dec 4, 2007 3:42:57 PM

# BUDGET REPORT

Organization: 219553
Student Athletics-Lake

Report Name: Budget Report by Account

Fiscal Year: 2007-08

| ACCOUNT | ACCOUNT_DESC | Revenue Dollars | Expense Dollars | Net Contribution |
|---|---|---|---|---|
| 611100 | Unclassified-Contract | | $11,000.00 | ($11,000.00) |
| **Total Personnel Services** | | | **$11,000.00** | **($11,000.00)** |
| 621100 | Staff Benefits-Unclassified | | $4,224.00 | ($4,224.00) |
| **Total Benefits** | | | **$4,224.00** | **($4,224.00)** |
| 717000 | Budget Pool-Contracted Services | | $5,008.00 | ($5,008.00) |
| 730000 | Budget Pool-Supplies | | $4,000.00 | ($4,000.00) |
| 740000 | Budget Pool-Travel | | $11,077.00 | ($11,077.00) |
| 750000 | Budget Pool-Info & Communications | | $1,100.00 | ($1,100.00) |
| 760000 | Budget Pool-Maintenance & Repair | | $100.00 | ($100.00) |
| 770100 | Insurance | | $3,000.00 | ($3,000.00) |
| 777000 | Budget Pool-Other Miscellaneous | | $123.00 | ($123.00) |
| **Total Operation** | | | **$24,408.00** | **($24,408.00)** |
| **Net Contribution (use) of Unallocated General: 219553** | | | **$39,632.00** | **($39,632.00)** |

Report Package: Operating Ledger
report created by: Cats

Dec 4, 2007 3:42:57 PM

# BUDGET REPORT

Organization: LCY55
Lake Campus Library

Report Name: Budget Report by Account

Fiscal Year: 2007-08

| ACCOUNT | ACCOUNT_DESC | Revenue Dollars | Expense Dollars | Net Contribution |
|---|---|---|---|---|
| 611100 | Unclassified-Contract | | $55,806.39 | ($55,806.39) |
| 612200 | NonExempt Unclassified Hourly | | $12,284.56 | ($12,284.56) |
| 616000 | Student Wages-Budget Pool | | $4,340.00 | ($4,340.00) |
| **Total Personnel Services** | | | **$72,430.95** | **($72,430.95)** |
| 621100 | Staff Benefits-Unclassified | | $26,010.02 | ($26,010.02) |
| 622100 | Staff Benefits-Classified/Exmt Hrly | | $136.90 | ($136.90) |
| **Total Benefits** | | | **$26,146.92** | **($26,146.92)** |
| 730000 | Budget Pool-Supplies | | $6,400.00 | ($6,400.00) |
| 740000 | Budget Pool-Travel | | $1,000.00 | ($1,000.00) |
| 750000 | Budget Pool-Info & Communications | | $604.00 | ($604.00) |
| 760000 | Budget Pool-Maintenance & Repair | | $1,200.00 | ($1,200.00) |
| 774100 | Data Processing Equipmnt Use-Intrnl | | $511.96 | ($511.96) |
| **Total Operation** | | | **$9,715.96** | **($9,715.96)** |
| **Net Contribution (use) of Unallocated General: LCY55** | | | **$108,293.83** | **($108,293.83)** |

Report Package: Operating Ledger
report created by: Cats

Dec 4, 2007 3:39:05 PM

# BUDGET REPORT

Organization: LCY555
Lake Campus Library

Report Name: Budget Report by Account

Fiscal Year: 2007-08

| ACCOUNT | ACCOUNT_DESC | Revenue Dollars | Expense Dollars | Net Contribution |
|---|---|---|---|---|
| 611100 | Unclassified-Contract | | $55,806.39 | ($55,806.39) |
| 612200 | NonExempt Unclassified Hourly | | $12,284.56 | ($12,284.56) |
| 616000 | Student Wages-Budget Pool | | $4,340.00 | ($4,340.00) |
| **Total Personnel Services** | | | **$72,430.95** | **($72,430.95)** |
| 621100 | Staff Benefits-Unclassified | | $26,010.02 | ($26,010.02) |
| 622100 | Staff Benefits-Classified/Exmt Hrly | | $136.90 | ($136.90) |
| **Total Benefits** | | | **$26,146.92** | **($26,146.92)** |
| 730000 | Budget Pool-Supplies | | $6,400.00 | ($6,400.00) |
| 740000 | Budget Pool-Travel | | $1,000.00 | ($1,000.00) |
| 750000 | Budget Pool-Info & Communications | | $604.00 | ($604.00) |
| 760000 | Budget Pool-Maintenance & Repair | | $1,200.00 | ($1,200.00) |
| 774100 | Data Processing Equipmnt Use-Intrnl | | $511.96 | ($511.96) |
| **Total Operation** | | | **$9,715.96** | **($9,715.96)** |
| **Net Contribution (use) of Unallocated General: LCY555** | | | **$108,293.83** | **($108,293.83)** |

Report Package: Operating Ledger
report created by: Cats

Dec 4, 2007 3:40:50 PM

# BUDGET REPORT

Organization: 219350
Library-Lake

Report Name: Budget Report by Account

Fiscal Year: 2007-08

| ACCOUNT | ACCOUNT_DESC | Revenue Dollars | Expense Dollars | Net Contribution |
|---|---|---|---|---|
| 611100 | Unclassified-Contract | | $55,806.39 | ($55,806.39) |
| 612200 | NonExempt Unclassified Hourly | | $12,284.56 | ($12,284.56) |
| 616000 | Student Wages-Budget Pool | | $4,340.00 | ($4,340.00) |
| **Total Personnel Services** | | | **$72,430.95** | **($72,430.95)** |
| 621100 | Staff Benefits-Unclassified | | $26,010.02 | ($26,010.02) |
| 622100 | Staff Benefits-Classified/Exmt Hrly | | $136.90 | ($136.90) |
| **Total Benefits** | | | **$26,146.92** | **($26,146.92)** |
| 730000 | Budget Pool-Supplies | | $6,400.00 | ($6,400.00) |
| 740000 | Budget Pool-Travel | | $1,000.00 | ($1,000.00) |
| 750000 | Budget Pool-Info & Communications | | $604.00 | ($604.00) |
| 760000 | Budget Pool-Maintenance & Repair | | $1,200.00 | ($1,200.00) |
| 774100 | Data Processing Equipmnt Use-Intrnl | | $511.96 | ($511.96) |
| **Total Operation** | | | **$9,715.96** | **($9,715.96)** |
| **Net Contribution (use) of Unallocated General: 219350** | | | **$108,293.83** | **($108,293.83)** |

Report Package: Operating Ledger
report created by: Cats

Dec 4, 2007 3:42:57 PM

# BUDGET DETAIL

# H. Provost (cont'd)

## University College

# BUDGET REPORT

Organization: UVCL
University College

Report Name: Budget Report by Account

Fiscal Year: 2007-08

| ACCOUNT | ACCOUNT_DESC | Revenue Dollars | Expense Dollars | Net Contribution |
|---|---|---|---|---|
| 502600 | Miscellaneous Student Fees | $430,637.16 | | $430,637.16 |
| **Total Revenue** | | **$430,637.16** | | **$430,637.16** |
| 611100 | Unclassified-Contract | | $1,288,572.91 | ($1,288,572.91) |
| 611109 | Unclassified-Vacancy Credit BgtPool | | $4,479.00 | ($4,479.00) |
| 611110 | Unclassified-<51percent | | $280.90 | ($280.90) |
| 612000 | Classified-Budget Pool | | $145,653.08 | ($145,653.08) |
| 612109 | Classified-Vacancy Credit BP | | $10,090.00 | ($10,090.00) |
| 612200 | NonExempt Unclassified Hourly | | $58,740.87 | ($58,740.87) |
| 614000 | Faculty-Budget Pool | | $139,794.35 | ($139,794.35) |
| 615000 | Faculty-Other Budget Pool | | $91,599.00 | ($91,599.00) |
| 615300 | Faculty-Summer | | $4,840.00 | ($4,840.00) |
| 616000 | Student Wages-Budget Pool | | $263,611.00 | ($263,611.00) |
| **Total Personnel Services** | | | **$2,007,661.11** | **($2,007,661.11)** |
| 621100 | Staff Benefits-Unclassified | | $516,371.81 | ($516,371.81) |
| 621110 | Staff Benefits-Unclassified<51%/Ret | | $788.02 | ($788.02) |
| 622100 | Staff Benefits-Classified/Exmt Hrly | | $117,311.70 | ($117,311.70) |
| 623100 | Staff Benefits-Faculty | | $35,787.35 | ($35,787.35) |
| 623200 | Staff Benefits-Faculty Part Time | | $12,729.95 | ($12,729.95) |
| **Total Benefits** | | | **$682,988.83** | **($682,988.83)** |
| 717000 | Budget Pool-Contracted Services | | $76.68 | ($76.68) |
| 730000 | Budget Pool-Supplies | | $62,993.87 | ($62,993.87) |
| 740000 | Budget Pool-Travel | | $128,846.70 | ($128,846.70) |
| 746700 | Travel-in Ohio | | ($1,111.00) | $1,111.00 |
| 750000 | Budget Pool-Info & Communications | | $92,632.39 | ($92,632.39) |
| 760000 | Budget Pool-Maintenance & Repair | | $50.00 | ($50.00) |
| 774100 | Data Processing Equipmnt Use-Intrnl | | $324,614.38 | ($324,614.38) |
| 777000 | Budget Pool-Other Miscellaneous | | $102,070.23 | ($102,070.23) |
| 793000 | Budget Pool-Building | | $700.00 | ($700.00) |
| **Total Operation** | | | **$710,873.25** | **($710,873.25)** |
| 879890 | Earning Support/Trsf-Credit | | ($30,000.00) | $30,000.00 |
| **Total Transfers** | | | **($30,000.00)** | **$30,000.00** |
| **Net Contribution (use) of Unallocated General: UVCL** | | **$430,637.16** | **$3,371,523.19** | **($2,940,886.03)** |

Report Package: Operating Ledger
report created by: Cats

Dec 4, 2007 3:36:33 PM

# BUDGET REPORT

Organization: UVCLA
University College

Report Name: Budget Report by Account

Fiscal Year: 2007-08

| ACCOUNT | ACCOUNT_DESC | Revenue Dollars | Expense Dollars | Net Contribution |
|---|---|---|---|---|
| 502600 | Miscellaneous Student Fees | $430,637.16 | | $430,637.16 |
| **Total Revenue** | | **$430,637.16** | | **$430,637.16** |
| 611100 | Unclassified-Contract | | $1,288,572.91 | ($1,288,572.91) |
| 611109 | Unclassified-Vacancy Credit BgtPool | | $4,479.00 | ($4,479.00) |
| 611110 | Unclassified-<51percent | | $280.90 | ($280.90) |
| 612000 | Classified-Budget Pool | | $145,653.08 | ($145,653.08) |
| 612109 | Classified-Vacancy Credit BP | | $10,090.00 | ($10,090.00) |
| 612200 | NonExempt Unclassified Hourly | | $58,740.87 | ($58,740.87) |
| 614000 | Faculty-Budget Pool | | $139,794.35 | ($139,794.35) |
| 615000 | Faculty-Other Budget Pool | | $91,599.00 | ($91,599.00) |
| 615300 | Faculty-Summer | | $4,840.00 | ($4,840.00) |
| 616000 | Student Wages-Budget Pool | | $263,611.00 | ($263,611.00) |
| **Total Personnel Services** | | | **$2,007,661.11** | **($2,007,661.11)** |
| 621100 | Staff Benefits-Unclassified | | $516,371.81 | ($516,371.81) |
| 621110 | Staff Benefits-Unclassified<51%/Ret | | $788.02 | ($788.02) |
| 622100 | Staff Benefits-Classified/Exmt Hrly | | $117,311.70 | ($117,311.70) |
| 623100 | Staff Benefits-Faculty | | $35,787.35 | ($35,787.35) |
| 623200 | Staff Benefits-Faculty Part Time | | $12,729.95 | ($12,729.95) |
| **Total Benefits** | | | **$682,988.83** | **($682,988.83)** |
| 717000 | Budget Pool-Contracted Services | | $76.68 | ($76.68) |
| 730000 | Budget Pool-Supplies | | $62,993.87 | ($62,993.87) |
| 740000 | Budget Pool-Travel | | $128,846.70 | ($128,846.70) |
| 746700 | Travel-in Ohio | | ($1,111.00) | $1,111.00 |
| 750000 | Budget Pool-Info & Communications | | $92,632.39 | ($92,632.39) |
| 760000 | Budget Pool-Maintenance & Repair | | $50.00 | ($50.00) |
| 774100 | Data Processing Equipmnt Use-Intrnl | | $324,614.38 | ($324,614.38) |
| 777000 | Budget Pool-Other Miscellaneous | | $102,070.23 | ($102,070.23) |
| 793000 | Budget Pool-Building | | $700.00 | ($700.00) |
| **Total Operation** | | | **$710,873.25** | **($710,873.25)** |
| 879890 | Earning Support/Trsf-Credit | | ($30,000.00) | $30,000.00 |
| **Total Transfers** | | | **($30,000.00)** | **$30,000.00** |
| **Net Contribution (use) of Unallocated General: UVCLA** | | **$430,637.16** | **$3,371,523.19** | **($2,940,886.03)** |

Report Package: Operating Ledger
report created by: Cats

Dec 4, 2007 3:39:05 PM

# BUDGET REPORT

Organization: UVCLA1
University College

Report Name: Budget Report by Account

Fiscal Year: 2007-08

| ACCOUNT | ACCOUNT_DESC | Revenue Dollars | Expense Dollars | Net Contribution |
|---|---|---|---|---|
| 502600 | Miscellaneous Student Fees | $430,637.16 | | $430,637.16 |
| **Total Revenue** | | **$430,637.16** | | **$430,637.16** |
| 611100 | Unclassified-Contract | | $1,288,572.91 | ($1,288,572.91) |
| 611109 | Unclassified-Vacancy Credit BgtPool | | $4,479.00 | ($4,479.00) |
| 611110 | Unclassified-<51percent | | $280.90 | ($280.90) |
| 612000 | Classified-Budget Pool | | $145,653.08 | ($145,653.08) |
| 612109 | Classified-Vacancy Credit BP | | $10,090.00 | ($10,090.00) |
| 612200 | NonExempt Unclassified Hourly | | $58,740.87 | ($58,740.87) |
| 614000 | Faculty-Budget Pool | | $139,794.35 | ($139,794.35) |
| 615000 | Faculty-Other Budget Pool | | $91,599.00 | ($91,599.00) |
| 615300 | Faculty-Summer | | $4,840.00 | ($4,840.00) |
| 616000 | Student Wages-Budget Pool | | $263,611.00 | ($263,611.00) |
| **Total Personnel Services** | | | **$2,007,661.11** | **($2,007,661.11)** |
| 621100 | Staff Benefits-Unclassified | | $516,371.81 | ($516,371.81) |
| 621110 | Staff Benefits-Unclassified<51%/Ret | | $788.02 | ($788.02) |
| 622100 | Staff Benefits-Classified/Exmt Hrly | | $117,311.70 | ($117,311.70) |
| 623100 | Staff Benefits-Faculty | | $35,787.35 | ($35,787.35) |
| 623200 | Staff Benefits-Faculty Part Time | | $12,729.95 | ($12,729.95) |
| **Total Benefits** | | | **$682,988.83** | **($682,988.83)** |
| 717000 | Budget Pool-Contracted Services | | $76.68 | ($76.68) |
| 730000 | Budget Pool-Supplies | | $62,993.87 | ($62,993.87) |
| 740000 | Budget Pool-Travel | | $128,846.70 | ($128,846.70) |
| 746700 | Travel-in Ohio | | ($1,111.00) | $1,111.00 |
| 750000 | Budget Pool-Info & Communications | | $92,632.39 | ($92,632.39) |
| 760000 | Budget Pool-Maintenance & Repair | | $50.00 | ($50.00) |
| 774100 | Data Processing Equipmnt Use-Intrnl | | $324,614.38 | ($324,614.38) |
| 777000 | Budget Pool-Other Miscellaneous | | $102,070.23 | ($102,070.23) |
| 793000 | Budget Pool-Building | | $700.00 | ($700.00) |
| **Total Operation** | | | **$710,873.25** | **($710,873.25)** |
| 879890 | Earning Support/Trsf-Credit | | ($30,000.00) | $30,000.00 |
| **Total Transfers** | | | **($30,000.00)** | **$30,000.00** |
| **Net Contribution (use) of Unallocated General: UVCLA1** | | **$430,637.16** | **$3,371,523.19** | **($2,940,886.03)** |

Report Package: Operating Ledger
report created by: Cats

Dec 4, 2007 3:40:50 PM

# BUDGET REPORT

Organization: 213007
Developmental Education Tutoring

Report Name: Budget Report by Account

Fiscal Year: 2007-08

| ACCOUNT | ACCOUNT_DESC | Revenue Dollars | Expense Dollars | Net Contribution |
|---|---|---|---|---|
| 611100 | Unclassified-Contract | | $39,653.83 | ($39,653.83) |
| 616000 | Student Wages-Budget Pool | | $34,056.00 | ($34,056.00) |
| **Total Personnel Services** | | | **$73,709.83** | **($73,709.83)** |
| 621100 | Staff Benefits-Unclassified | | $15,227.07 | ($15,227.07) |
| **Total Benefits** | | | **$15,227.07** | **($15,227.07)** |
| 730000 | Budget Pool-Supplies | | $300.00 | ($300.00) |
| 750000 | Budget Pool-Info & Communications | | $300.00 | ($300.00) |
| 774100 | Data Processing Equipmnt Use-Intrnl | | $7,428.25 | ($7,428.25) |
| **Total Operation** | | | **$8,028.25** | **($8,028.25)** |
| **Net Contribution (use) of Unallocated General: 213007** | | | **$96,965.15** | **($96,965.15)** |

Report Package: Operating Ledger
report created by: Cats

Dec 4, 2007 3:42:57 PM

# BUDGET REPORT

Organization: 213150
University Writing Center

Report Name: Budget Report by Account

Fiscal Year: 2007-08

| ACCOUNT | ACCOUNT_DESC | Revenue Dollars | Expense Dollars | Net Contribution |
|---|---|---|---|---|
| 611100 | Unclassified-Contract | | $48,993.52 | ($48,993.52) |
| 612000 | Classified-Budget Pool | | $30,127.22 | ($30,127.22) |
| 616000 | Student Wages-Budget Pool | | $46,333.00 | ($46,333.00) |
| **Total Personnel Services** | | | **$125,453.74** | **($125,453.74)** |
| 621100 | Staff Benefits-Unclassified | | $18,813.52 | ($18,813.52) |
| 622100 | Staff Benefits-Classified/Exmt Hrly | | $42,931.30 | ($42,931.30) |
| **Total Benefits** | | | **$61,744.82** | **($61,744.82)** |
| 730000 | Budget Pool-Supplies | | $1,538.00 | ($1,538.00) |
| 750000 | Budget Pool-Info & Communications | | $4,144.00 | ($4,144.00) |
| 760000 | Budget Pool-Maintenance & Repair | | $50.00 | ($50.00) |
| 774100 | Data Processing Equipmnt Use-Intrnl | | $678.10 | ($678.10) |
| **Total Operation** | | | **$6,410.10** | **($6,410.10)** |
| **Net Contribution (use) of Unallocated General: 213150** | | | **$193,608.66** | **($193,608.66)** |

Report Package: Operating Ledger
report created by: Cats

Dec 4, 2007 3:42:57 PM

# BUDGET REPORT

Organization: 213700
University College

Report Name: Budget Report by Account

Fiscal Year: 2007-08

| ACCOUNT | ACCOUNT_DESC | Revenue Dollars | Expense Dollars | Net Contribution |
|---|---|---|---|---|
| 611100 | Unclassified-Contract | | $145,686.02 | ($145,686.02) |
| 612000 | Classified-Budget Pool | | ($1,949.39) | $1,949.39 |
| 614000 | Faculty-Budget Pool | | $139,794.35 | ($139,794.35) |
| 615300 | Faculty-Summer | | $4,840.00 | ($4,840.00) |
| 616000 | Student Wages-Budget Pool | | $3,846.00 | ($3,846.00) |
| **Total Personnel Services** | | | **$292,216.98** | **($292,216.98)** |
| 621100 | Staff Benefits-Unclassified | | $55,943.43 | ($55,943.43) |
| 622100 | Staff Benefits-Classified/Exmt Hrly | | ($906.47) | $906.47 |
| 623100 | Staff Benefits-Faculty | | $35,787.35 | ($35,787.35) |
| 623200 | Staff Benefits-Faculty Part Time | | $638.88 | ($638.88) |
| **Total Benefits** | | | **$91,463.19** | **($91,463.19)** |
| 730000 | Budget Pool-Supplies | | $2,936.00 | ($2,936.00) |
| 740000 | Budget Pool-Travel | | $23,111.00 | ($23,111.00) |
| 750000 | Budget Pool-Info & Communications | | $12,893.00 | ($12,893.00) |
| 774100 | Data Processing Equipmnt Use-Intrnl | | $305,038.04 | ($305,038.04) |
| 777000 | Budget Pool-Other Miscellaneous | | $79,203.47 | ($79,203.47) |
| 793000 | Budget Pool-Building | | $700.00 | ($700.00) |
| **Total Operation** | | | **$423,881.51** | **($423,881.51)** |
| **Net Contribution (use) of Unallocated General: 213700** | | | **$807,561.68** | **($807,561.68)** |

Report Package: Operating Ledger
report created by: Cats

Dec 4, 2007 3:42:57 PM

# BUDGET REPORT

Organization: 213703

Learning Communities Seminars

Report Name: Budget Report by Account

Fiscal Year: 2007-08

| ACCOUNT | ACCOUNT_DESC | Revenue Dollars | Expense Dollars | Net Contribution |
|---|---|---|---|---|
| 611100 | Unclassified-Contract | | $60,774.13 | ($60,774.13) |
| 612000 | Classified-Budget Pool | | $3,725.06 | ($3,725.06) |
| 616000 | Student Wages-Budget Pool | | $15,000.00 | ($15,000.00) |
| **Total Personnel Services** | | | **$79,499.19** | **($79,499.19)** |
| 621100 | Staff Benefits-Unclassified | | $23,337.27 | ($23,337.27) |
| 622100 | Staff Benefits-Classified/Exmt Hrly | | $1,732.16 | ($1,732.16) |
| **Total Benefits** | | | **$25,069.43** | **($25,069.43)** |
| 730000 | Budget Pool-Supplies | | $8,674.00 | ($8,674.00) |
| 740000 | Budget Pool-Travel | | $4,742.00 | ($4,742.00) |
| 750000 | Budget Pool-Info & Communications | | $5,000.00 | ($5,000.00) |
| 774100 | Data Processing Equipmnt Use-Intrnl | | $339.05 | ($339.05) |
| 777000 | Budget Pool-Other Miscellaneous | | $10,767.00 | ($10,767.00) |
| **Total Operation** | | | **$29,522.05** | **($29,522.05)** |
| **Net Contribution (use) of Unallocated General: 213703** | | | **$134,090.67** | **($134,090.67)** |

Report Package: Operating Ledger

report created by: Cats

Dec 4, 2007 3:42:57 PM

# BUDGET REPORT

Organization: 213704
Math Learning Center

Report Name: Budget Report by Account

Fiscal Year: 2007-08

| ACCOUNT | ACCOUNT_DESC | Revenue Dollars | Expense Dollars | Net Contribution |
|---|---|---|---|---|
| 611100 | Unclassified-Contract | | $67,873.34 | ($67,873.34) |
| 611110 | Unclassified-<51percent | | $280.90 | ($280.90) |
| 616000 | Student Wages-Budget Pool | | $35,000.00 | ($35,000.00) |
| **Total Personnel Services** | | | **$103,154.24** | **($103,154.24)** |
| 621100 | Staff Benefits-Unclassified | | $26,063.36 | ($26,063.36) |
| 621110 | Staff Benefits-Unclassified<51%/Ret | | $42.14 | ($42.14) |
| **Total Benefits** | | | **$26,105.50** | **($26,105.50)** |
| 730000 | Budget Pool-Supplies | | $700.00 | ($700.00) |
| 750000 | Budget Pool-Info & Communications | | $2,367.00 | ($2,367.00) |
| 774100 | Data Processing Equipmnt Use-Intrnl | | $396.69 | ($396.69) |
| 777000 | Budget Pool-Other Miscellaneous | | $508.00 | ($508.00) |
| **Total Operation** | | | **$3,971.69** | **($3,971.69)** |
| **Net Contribution (use) of Unallocated General: 213704** | | | **$133,231.43** | **($133,231.43)** |

Report Package: Operating Ledger
report created by: Cats

Dec 4, 2007 3:42:57 PM

# BUDGET REPORT

Organization: 213705
Learning Communities Grants

Report Name: Budget Report by Account

Fiscal Year: 2007-08

| ACCOUNT | ACCOUNT_DESC | Revenue Dollars | Expense Dollars | Net Contribution |
|---|---|---|---|---|
| 777000 | Budget Pool-Other Miscellaneous | | ($10,154.30) | $10,154.30 |
| Total Operation | | | **($10,154.30)** | **$10,154.30** |
| Net Contribution (use) of Unallocated General: 213705 | | | **($10,154.30)** | **$10,154.30** |

Report Package: Operating Ledger
report created by: Cats

Dec 4, 2007 3:42:57 PM

# BUDGET REPORT

Organization: 213706
Mclin Scholars Program

Report Name: Budget Report by Account

Fiscal Year: 2007-08

| ACCOUNT | ACCOUNT_DESC | Revenue Dollars | Expense Dollars | Net Contribution |
|---|---|---|---|---|
| 611100 | Unclassified-Contract | | $2,683.26 | ($2,683.26) |
| **Total Personnel Services** | | | **$2,683.26** | **($2,683.26)** |
| 621100 | Staff Benefits-Unclassified | | $1,030.37 | ($1,030.37) |
| **Total Benefits** | | | **$1,030.37** | **($1,030.37)** |
| 730000 | Budget Pool-Supplies | | $700.00 | ($700.00) |
| 750000 | Budget Pool-Info & Communications | | $200.00 | ($200.00) |
| 777000 | Budget Pool-Other Miscellaneous | | $161.00 | ($161.00) |
| **Total Operation** | | | **$1,061.00** | **($1,061.00)** |
| **Net Contribution (use) of Unallocated General: 213706** | | | **$4,774.63** | **($4,774.63)** |

Report Package: Operating Ledger
report created by: Cats

Dec 4, 2007 3:42:57 PM

# BUDGET REPORT

Organization: 213707
University College Care Bags

Report Name: Budget Report by Account

Fiscal Year: 2007-08

| ACCOUNT | ACCOUNT_DESC | Revenue Dollars | Expense Dollars | Net Contribution |
|---|---|---|---|---|
| 777000 | Budget Pool-Other Miscellaneous | | $5,644.30 | ($5,644.30) |
| Total Operation | | | **$5,644.30** | **($5,644.30)** |
| Net Contribution (use) of Unallocated General: 213707 | | | **$5,644.30** | **($5,644.30)** |

Report Package: Operating Ledger
report created by: Cats

Dec 4, 2007 3:42:57 PM

# BUDGET REPORT

Organization: 213709

R/E Univ College First Year Prog

Report Name: Budget Report by Account

Fiscal Year: 2007-08

| ACCOUNT | ACCOUNT_DESC | Revenue Dollars | Expense Dollars | Net Contribution |
|---|---|---|---|---|
| 502600 | Miscellaneous Student Fees | $235,049.21 | | $235,049.21 |
| **Total Revenue** | | **$235,049.21** | | **$235,049.21** |
| 611100 | Unclassified-Contract | | $63,226.76 | ($63,226.76) |
| 612000 | Classified-Budget Pool | | $7,449.13 | ($7,449.13) |
| 612200 | NonExempt Unclassified Hourly | | $15,466.94 | ($15,466.94) |
| 616000 | Student Wages-Budget Pool | | $38,800.00 | ($38,800.00) |
| **Total Personnel Services** | | | **$124,942.83** | **($124,942.83)** |
| 621100 | Staff Benefits-Unclassified | | $30,218.38 | ($30,218.38) |
| 622100 | Staff Benefits-Classified/Exmt Hrly | | $3,463.85 | ($3,463.85) |
| **Total Benefits** | | | **$33,682.23** | **($33,682.23)** |
| 717000 | Budget Pool-Contracted Services | | $76.68 | ($76.68) |
| 730000 | Budget Pool-Supplies | | $12,350.00 | ($12,350.00) |
| 740000 | Budget Pool-Travel | | $62,234.73 | ($62,234.73) |
| 750000 | Budget Pool-Info & Communications | | $21,850.00 | ($21,850.00) |
| 774100 | Data Processing Equipmnt Use-Intrnl | | $169.52 | ($169.52) |
| **Total Operation** | | | **$96,680.93** | **($96,680.93)** |
| **Net Contribution (use) of Unallocated General: 213709** | | **$235,049.21** | **$255,305.99** | **($20,256.78)** |

Report Package: Operating Ledger

report created by: Cats

Dec 4, 2007 3:42:57 PM

# BUDGET REPORT

Organization: 213710

Report Name: Budget Report by Account

R/E SOAR Summer OnCam Advis & Regis

Fiscal Year: 2007-08

| ACCOUNT | ACCOUNT_DESC | Revenue Dollars | Expense Dollars | Net Contribution |
|---|---|---|---|---|
| 502600 | Miscellaneous Student Fees | $185,587.95 | | $185,587.95 |
| **Total Revenue** | | **$185,587.95** | | **$185,587.95** |
| 611100 | Unclassified-Contract | | $41,178.49 | ($41,178.49) |
| 612000 | Classified-Budget Pool | | $19,498.12 | ($19,498.12) |
| 612109 | Classified-Vacancy Credit BP | | $2,523.00 | ($2,523.00) |
| 616000 | Student Wages-Budget Pool | | $14,720.00 | ($14,720.00) |
| **Total Personnel Services** | | | **$77,919.61** | **($77,919.61)** |
| 621100 | Staff Benefits-Unclassified | | $15,812.54 | ($15,812.54) |
| 622100 | Staff Benefits-Classified/Exmt Hrly | | $9,066.36 | ($9,066.36) |
| **Total Benefits** | | | **$24,878.90** | **($24,878.90)** |
| 730000 | Budget Pool-Supplies | | $9,530.35 | ($9,530.35) |
| 740000 | Budget Pool-Travel | | $40,945.97 | ($40,945.97) |
| 750000 | Budget Pool-Info & Communications | | $27,005.15 | ($27,005.15) |
| 774100 | Data Processing Equipmnt Use-Intrnl | | $233.94 | ($233.94) |
| **Total Operation** | | | **$77,715.41** | **($77,715.41)** |
| **Net Contribution (use) of Unallocated General: 213710** | | **$185,587.95** | **$180,513.92** | **$5,074.03** |

Report Package: Operating Ledger

report created by: Cats

Dec 4, 2007 3:42:57 PM

# BUDGET REPORT

Organization: 213711
University College Associate Dean

Report Name: Budget Report by Account

Fiscal Year: 2007-08

| ACCOUNT | ACCOUNT_DESC | Revenue Dollars | Expense Dollars | Net Contribution |
|---|---|---|---|---|
| 611100 | Unclassified-Contract | | $60,096.62 | ($60,096.62) |
| 612000 | Classified-Budget Pool | | $15,958.19 | ($15,958.19) |
| 612109 | Classified-Vacancy Credit BP | | $7,567.00 | ($7,567.00) |
| **Total Personnel Services** | | | **$83,621.81** | **($83,621.81)** |
| 621100 | Staff Benefits-Unclassified | | $23,077.10 | ($23,077.10) |
| 622100 | Staff Benefits-Classified/Exmt Hrly | | $7,420.28 | ($7,420.28) |
| **Total Benefits** | | | **$30,497.38** | **($30,497.38)** |
| 774100 | Data Processing Equipmnt Use-Intrnl | | $495.01 | ($495.01) |
| **Total Operation** | | | **$495.01** | **($495.01)** |
| **Net Contribution (use) of Unallocated General: 213711** | | | **$114,614.20** | **($114,614.20)** |

Report Package: Operating Ledger
report created by: Cats

Dec 4, 2007 3:42:57 PM

# BUDGET REPORT

Organization: 213725
University College Teaching

Report Name: Budget Report by Account

Fiscal Year: 2007-08

| ACCOUNT | ACCOUNT_DESC | Revenue Dollars | Expense Dollars | Net Contribution |
|---|---|---|---|---|
| 611100 | Unclassified-Contract | | $205,196.01 | ($205,196.01) |
| 611109 | Unclassified-Vacancy Credit BgtPool | | $2,492.00 | ($2,492.00) |
| 615000 | Faculty-Other Budget Pool | | $91,599.00 | ($91,599.00) |
| **Total Personnel Services** | | | **$299,287.01** | **($299,287.01)** |
| 621100 | Staff Benefits-Unclassified | | $78,795.27 | ($78,795.27) |
| 623200 | Staff Benefits-Faculty Part Time | | $12,091.07 | ($12,091.07) |
| **Total Benefits** | | | **$90,886.34** | **($90,886.34)** |
| 740000 | Budget Pool-Travel | | ($2,187.00) | $2,187.00 |
| 774100 | Data Processing Equipmnt Use-Intrnl | | $3,536.27 | ($3,536.27) |
| 777000 | Budget Pool-Other Miscellaneous | | $2,686.00 | ($2,686.00) |
| **Total Operation** | | | **$4,035.27** | **($4,035.27)** |
| **Net Contribution (use) of Unallocated General: 213725** | | | **$394,208.62** | **($394,208.62)** |

Report Package: Operating Ledger
report created by: Cats

Dec 4, 2007 3:42:57 PM

# BUDGET REPORT

Organization: 213726
Developmental Education DEV095

Report Name: Budget Report by Account

Fiscal Year: 2007-08

| ACCOUNT | ACCOUNT_DESC | Revenue Dollars | Expense Dollars | Net Contribution |
|---|---|---|---|---|
| 611100 | Unclassified-Contract | | $47,250.52 | ($47,250.52) |
| 612200 | NonExempt Unclassified Hourly | | $43,273.93 | ($43,273.93) |
| 616000 | Student Wages-Budget Pool | | $68,000.00 | ($68,000.00) |
| **Total Personnel Services** | | | **$158,524.45** | **($158,524.45)** |
| 621100 | Staff Benefits-Unclassified | | $34,594.94 | ($34,594.94) |
| 622100 | Staff Benefits-Classified/Exmt Hrly | | $166.45 | ($166.45) |
| **Total Benefits** | | | **$34,761.39** | **($34,761.39)** |
| 750000 | Budget Pool-Info & Communications | | $5,000.00 | ($5,000.00) |
| 774100 | Data Processing Equipmnt Use-Intrnl | | $783.20 | ($783.20) |
| 777000 | Budget Pool-Other Miscellaneous | | $242.00 | ($242.00) |
| **Total Operation** | | | **$6,025.20** | **($6,025.20)** |
| **Net Contribution (use) of Unallocated General: 213726** | | | **$199,311.04** | **($199,311.04)** |

Report Package: Operating Ledger
report created by: Cats

Dec 4, 2007 3:42:57 PM

# BUDGET REPORT

Organization: 213743

Developmental Education Admin

Report Name: Budget Report by Account

Fiscal Year: 2007-08

| ACCOUNT | ACCOUNT_DESC | Revenue Dollars | Expense Dollars | Net Contribution |
|---|---|---|---|---|
| 611100 | Unclassified-Contract | | $66,688.91 | ($66,688.91) |
| 612000 | Classified-Budget Pool | | $21,989.38 | ($21,989.38) |
| **Total Personnel Services** | | | **$88,678.29** | **($88,678.29)** |
| 621100 | Staff Benefits-Unclassified | | $24,862.66 | ($24,862.66) |
| 621110 | Staff Benefits-Unclassified<51%/Ret | | $745.88 | ($745.88) |
| 622100 | Staff Benefits-Classified/Exmt Hrly | | $30,720.02 | ($30,720.02) |
| **Total Benefits** | | | **$56,328.56** | **($56,328.56)** |
| 730000 | Budget Pool-Supplies | | $2,220.00 | ($2,220.00) |
| 750000 | Budget Pool-Info & Communications | | $4,186.00 | ($4,186.00) |
| 774100 | Data Processing Equipmnt Use-Intrnl | | $708.61 | ($708.61) |
| 777000 | Budget Pool-Other Miscellaneous | | $2,142.00 | ($2,142.00) |
| **Total Operation** | | | **$9,256.61** | **($9,256.61)** |
| **Net Contribution (use) of Unallocated General: 213743** | | | **$154,263.46** | **($154,263.46)** |

Report Package: Operating Ledger

report created by: Cats

Dec 4, 2007 3:42:57 PM

# BUDGET REPORT

Organization: 213755
Advising and Adult & Transfer Svcs

Report Name: Budget Report by Account

Fiscal Year: 2007-08

| ACCOUNT | ACCOUNT_DESC | Revenue Dollars | Expense Dollars | Net Contribution |
|---|---|---|---|---|
| 611100 | Unclassified-Contract | | $434,474.27 | ($434,474.27) |
| 611109 | Unclassified-Vacancy Credit BgtPool | | $1,987.00 | ($1,987.00) |
| 612000 | Classified-Budget Pool | | $45,130.31 | ($45,130.31) |
| 616000 | Student Wages-Budget Pool | | $7,856.00 | ($7,856.00) |
| **Total Personnel Services** | | | **$489,447.58** | **($489,447.58)** |
| 621100 | Staff Benefits-Unclassified | | $166,753.76 | ($166,753.76) |
| 622100 | Staff Benefits-Classified/Exmt Hrly | | $20,985.59 | ($20,985.59) |
| **Total Benefits** | | | **$187,739.35** | **($187,739.35)** |
| 730000 | Budget Pool-Supplies | | $7,400.00 | ($7,400.00) |
| 746700 | Travel-in Ohio | | ($1,111.00) | $1,111.00 |
| 750000 | Budget Pool-Info & Communications | | $4,866.00 | ($4,866.00) |
| 774100 | Data Processing Equipmnt Use-Intrnl | | $4,807.70 | ($4,807.70) |
| 777000 | Budget Pool-Other Miscellaneous | | $4,382.00 | ($4,382.00) |
| **Total Operation** | | | **$20,344.70** | **($20,344.70)** |
| **Net Contribution (use) of Unallocated General: 213755** | | | **$697,531.63** | **($697,531.63)** |

Report Package: Operating Ledger
report created by: Cats

Dec 4, 2007 3:42:57 PM

# BUDGET REPORT

Organization: 213756

R/E University Testing Services

Report Name: Budget Report by Account

Fiscal Year: 2007-08

| ACCOUNT | ACCOUNT_DESC | Revenue Dollars | Expense Dollars | Net Contribution |
|---|---|---|---|---|
| 502600 | Miscellaneous Student Fees | $10,000.00 | | $10,000.00 |
| **Total Revenue** | | **$10,000.00** | | **$10,000.00** |
| 611100 | Unclassified-Contract | | $4,797.23 | ($4,797.23) |
| 612000 | Classified-Budget Pool | | $3,725.06 | ($3,725.06) |
| **Total Personnel Services** | | | **$8,522.29** | **($8,522.29)** |
| 621100 | Staff Benefits-Unclassified | | $1,842.14 | ($1,842.14) |
| 622100 | Staff Benefits-Classified/Exmt Hrly | | $1,732.16 | ($1,732.16) |
| **Total Benefits** | | | **$3,574.30** | **($3,574.30)** |
| 730000 | Budget Pool-Supplies | | $16,645.52 | ($16,645.52) |
| 750000 | Budget Pool-Info & Communications | | $4,821.24 | ($4,821.24) |
| 777000 | Budget Pool-Other Miscellaneous | | $1,288.76 | ($1,288.76) |
| **Total Operation** | | | **$22,755.52** | **($22,755.52)** |
| 879890 | Earning Support/Trsf-Credit | | ($30,000.00) | $30,000.00 |
| **Total Transfers** | | | **($30,000.00)** | **$30,000.00** |
| **Net Contribution (use) of Unallocated General: 213756** | | **$10,000.00** | **$4,852.11** | **$5,147.89** |

Report Package: Operating Ledger

report created by: Cats

Dec 4, 2007 3:42:57 PM

# BUDGET REPORT

Organization: 213759
Phoenix Program

Report Name: Budget Report by Account

Fiscal Year: 2007-08

| ACCOUNT | ACCOUNT_DESC | Revenue Dollars | Expense Dollars | Net Contribution |
|---|---|---|---|---|
| 777000 | Budget Pool-Other Miscellaneous | | $5,200.00 | ($5,200.00) |
| Total Operation | | | **$5,200.00** | **($5,200.00)** |
| Net Contribution (use) of Unallocated General: 213759 | | | **$5,200.00** | **($5,200.00)** |

Report Package: Operating Ledger
report created by: Cats

Dec 4, 2007 3:42:57 PM

# BUDGET DETAIL

# H. Provost (cont'd)

## University Libraries

# BUDGET REPORT

Organization: ULIB
University Libraries

Report Name: Budget Report by Account

Fiscal Year: 2007-08

| ACCOUNT | ACCOUNT_DESC | Revenue Dollars | Expense Dollars | Net Contribution |
|---|---|---|---|---|
| 502320 | Student Fines | $62,000.00 | | $62,000.00 |
| 502600 | Miscellaneous Student Fees | $3,000.00 | | $3,000.00 |
| 505250 | Departmental Sales & Service | $103,568.00 | | $103,568.00 |
| 505310 | Interlibrary Loan Fee | $7,000.00 | | $7,000.00 |
| 505320 | Photocopying Income | $27,500.00 | | $27,500.00 |
| **Total Revenue** | | **$203,068.00** | | **$203,068.00** |
| 611100 | Unclassified-Contract | | $2,172,326.36 | ($2,172,326.36) |
| 611109 | Unclassified-Vacancy Credit BgtPool | | $9,851.00 | ($9,851.00) |
| 611500 | Graduate Assistants | | $47,607.35 | ($47,607.35) |
| 612000 | Classified-Budget Pool | | $156,551.73 | ($156,551.73) |
| 612200 | NonExempt Unclassified Hourly | | $839,164.59 | ($839,164.59) |
| 613000 | Classified-Overtime Budget Pool | | $2,413.00 | ($2,413.00) |
| 616000 | Student Wages-Budget Pool | | $111,643.00 | ($111,643.00) |
| **Total Personnel Services** | | | **$3,339,557.03** | **($3,339,557.03)** |
| 621100 | Staff Benefits-Unclassified | | $998,476.98 | ($998,476.98) |
| 622100 | Staff Benefits-Classified/Exmt Hrly | | $228,527.05 | ($228,527.05) |
| 622130 | Staff Benefits-Classified-Overtime | | $1,122.05 | ($1,122.05) |
| 623100 | Staff Benefits-Faculty | | $2,204.74 | ($2,204.74) |
| 624200 | Staff Benefits-Regular Student PERS | | $1,400.00 | ($1,400.00) |
| **Total Benefits** | | | **$1,231,730.82** | **($1,231,730.82)** |
| 717000 | Budget Pool-Contracted Services | | $52,528.00 | ($52,528.00) |
| 717150 | Professional Fees | | $23,100.00 | ($23,100.00) |
| 730000 | Budget Pool-Supplies | | $230,654.00 | ($230,654.00) |
| 737930 | Cost Recovery-Supplies | | ($400.00) | $400.00 |
| 740000 | Budget Pool-Travel | | $60,172.00 | ($60,172.00) |
| 750000 | Budget Pool-Info & Communications | | $2,018,001.00 | ($2,018,001.00) |
| 760000 | Budget Pool-Maintenance & Repair | | $109,118.00 | ($109,118.00) |
| 772000 | Budget Pool-Employee Education Cost | | $500.00 | ($500.00) |
| 773400 | Waivers-GA Academic In State | | $40,374.88 | ($40,374.88) |
| 773420 | Waivers-GA Summer In State | | $23,063.04 | ($23,063.04) |
| 774100 | Data Processing Equipmnt Use-Intrnl | | $82,414.47 | ($82,414.47) |
| 775000 | Budget Pool-Equipment Rental Charge | | $71,763.00 | ($71,763.00) |
| 777000 | Budget Pool-Other Miscellaneous | | $2,989.00 | ($2,989.00) |

Report Package: Operating Ledger
report created by: Cats

Dec 4, 2007 3:36:33 PM

# BUDGET REPORT

Organization: ULIB
University Libraries

Report Name: Budget Report by Account

Fiscal Year: 2007-08

| ACCOUNT | ACCOUNT_DESC | Revenue Dollars | Expense Dollars | Net Contribution |
|---|---|---|---|---|
| 794000 | Budget Pool-Capital Equipment | | $37,618.00 | ($37,618.00) |
| 795000 | Budget Pool-Library Acquisitions | | $1,925,785.00 | ($1,925,785.00) |
| Total Operation | | | **$4,677,680.39** | **($4,677,680.39)** |
| 879600 | Ohio Link Library Allocation-Debit | | $43,344.00 | ($43,344.00) |
| 879610 | Ohio Link Library Allocation-Credit | | ($43,344.00) | $43,344.00 |
| Total Transfers | | | **$0.00** | **$0.00** |
| Net Contribution (use) of Unallocated General: ULIB | | **$203,068.00** | **$9,248,968.24** | **($9,045,900.24)** |

Report Package: Operating Ledger
report created by: Cats

Dec 4, 2007 3:36:33 PM

# BUDGET REPORT

Organization: LPS55
Library Public Services

Report Name: Budget Report by Account

Fiscal Year: 2007-08

| ACCOUNT | ACCOUNT_DESC | Revenue Dollars | Expense Dollars | Net Contribution |
|---|---|---|---|---|
| 502320 | Student Fines | $62,000.00 | | $62,000.00 |
| 502600 | Miscellaneous Student Fees | $3,000.00 | | $3,000.00 |
| 505250 | Departmental Sales & Service | $5,500.00 | | $5,500.00 |
| 505310 | Interlibrary Loan Fee | $7,000.00 | | $7,000.00 |
| 505320 | Photocopying Income | $26,500.00 | | $26,500.00 |
| **Total Revenue** | | **$104,000.00** | | **$104,000.00** |
| 611100 | Unclassified-Contract | | $899,597.14 | ($899,597.14) |
| 611109 | Unclassified-Vacancy Credit BgtPool | | $9,851.00 | ($9,851.00) |
| 611500 | Graduate Assistants | | $36,024.22 | ($36,024.22) |
| 612000 | Classified-Budget Pool | | ($1,897.84) | $1,897.84 |
| 612200 | NonExempt Unclassified Hourly | | $555,011.27 | ($555,011.27) |
| 613000 | Classified-Overtime Budget Pool | | $2,350.00 | ($2,350.00) |
| 616000 | Student Wages-Budget Pool | | $67,135.00 | ($67,135.00) |
| **Total Personnel Services** | | | **$1,568,070.79** | **($1,568,070.79)** |
| 621100 | Staff Benefits-Unclassified | | $554,623.28 | ($554,623.28) |
| 622100 | Staff Benefits-Classified/Exmt Hrly | | $3,063.55 | ($3,063.55) |
| 622130 | Staff Benefits-Classified-Overtime | | $1,092.75 | ($1,092.75) |
| 624200 | Staff Benefits-Regular Student PERS | | $1,000.00 | ($1,000.00) |
| **Total Benefits** | | | **$559,779.58** | **($559,779.58)** |
| 717150 | Professional Fees | | $23,100.00 | ($23,100.00) |
| 730000 | Budget Pool-Supplies | | $65,549.00 | ($65,549.00) |
| 750000 | Budget Pool-Info & Communications | | $46,180.00 | ($46,180.00) |
| 760000 | Budget Pool-Maintenance & Repair | | $24,930.00 | ($24,930.00) |
| 773400 | Waivers-GA Academic In State | | $35,768.72 | ($35,768.72) |
| 773420 | Waivers-GA Summer In State | | $20,431.84 | ($20,431.84) |
| 774100 | Data Processing Equipmnt Use-Intrnl | | $8,649.23 | ($8,649.23) |
| 775000 | Budget Pool-Equipment Rental Charge | | $8,600.00 | ($8,600.00) |
| 777000 | Budget Pool-Other Miscellaneous | | $2,950.00 | ($2,950.00) |
| 794000 | Budget Pool-Capital Equipment | | $10,000.00 | ($10,000.00) |
| **Total Operation** | | | **$246,158.79** | **($246,158.79)** |
| 879600 | Ohio Link Library Allocation-Debit | | $43,344.00 | ($43,344.00) |
| **Total Transfers** | | | **$43,344.00** | **($43,344.00)** |
| **Net Contribution (use) of Unallocated General: LPS55** | | **$104,000.00** | **$2,417,353.16** | **($2,313,353.16)** |

Report Package: Operating Ledger
report created by: Cats

Dec 4, 2007 3:39:05 PM

# BUDGET REPORT

Organization: ULD555
Dunbar Library

Report Name: Budget Report by Account

Fiscal Year: 2007-08

| ACCOUNT | ACCOUNT_DESC | Revenue Dollars | Expense Dollars | Net Contribution |
|---|---|---|---|---|
| 502320 | Student Fines | $57,000.00 | | $57,000.00 |
| 502600 | Miscellaneous Student Fees | $2,000.00 | | $2,000.00 |
| 505250 | Departmental Sales & Service | $4,000.00 | | $4,000.00 |
| 505310 | Interlibrary Loan Fee | $1,000.00 | | $1,000.00 |
| 505320 | Photocopying Income | $20,000.00 | | $20,000.00 |
| **Total Revenue** | | **$84,000.00** | | **$84,000.00** |
| 611100 | Unclassified-Contract | | $658,551.95 | ($658,551.95) |
| 611109 | Unclassified-Vacancy Credit BgtPool | | $5,229.00 | ($5,229.00) |
| 611500 | Graduate Assistants | | $36,024.22 | ($36,024.22) |
| 612000 | Classified-Budget Pool | | ($20,860.00) | $20,860.00 |
| 612200 | NonExempt Unclassified Hourly | | $374,168.67 | ($374,168.67) |
| 613000 | Classified-Overtime Budget Pool | | $1,750.00 | ($1,750.00) |
| 616000 | Student Wages-Budget Pool | | $58,038.00 | ($58,038.00) |
| **Total Personnel Services** | | | **$1,112,901.84** | **($1,112,901.84)** |
| 621100 | Staff Benefits-Unclassified | | $392,618.36 | ($392,618.36) |
| 622100 | Staff Benefits-Classified/Exmt Hrly | | ($5,753.85) | $5,753.85 |
| 622130 | Staff Benefits-Classified-Overtime | | $813.75 | ($813.75) |
| 624200 | Staff Benefits-Regular Student PERS | | $600.00 | ($600.00) |
| **Total Benefits** | | | **$388,278.26** | **($388,278.26)** |
| 717150 | Professional Fees | | $23,100.00 | ($23,100.00) |
| 730000 | Budget Pool-Supplies | | $48,149.00 | ($48,149.00) |
| 750000 | Budget Pool-Info & Communications | | $23,653.00 | ($23,653.00) |
| 760000 | Budget Pool-Maintenance & Repair | | $16,343.00 | ($16,343.00) |
| 773400 | Waivers-GA Academic In State | | $35,768.72 | ($35,768.72) |
| 773420 | Waivers-GA Summer In State | | $20,431.84 | ($20,431.84) |
| 774100 | Data Processing Equipmnt Use-Intrnl | | $5,767.79 | ($5,767.79) |
| 777000 | Budget Pool-Other Miscellaneous | | $2,950.00 | ($2,950.00) |
| 794000 | Budget Pool-Capital Equipment | | $10,000.00 | ($10,000.00) |
| **Total Operation** | | | **$186,163.35** | **($186,163.35)** |
| **Net Contribution (use) of Unallocated General: ULD555** | | **$84,000.00** | **$1,687,343.45** | **($1,603,343.45)** |

Report Package: Operating Ledger
report created by: Cats

Dec 4, 2007 3:40:50 PM

# BUDGET REPORT

Organization: 290100
Dunbar Library Access Services

Report Name: Budget Report by Account

Fiscal Year: 2007-08

| ACCOUNT | ACCOUNT_DESC | Revenue Dollars | Expense Dollars | Net Contribution |
|---|---|---|---|---|
| 611100 | Unclassified-Contract | | $658,551.95 | ($658,551.95) |
| 611109 | Unclassified-Vacancy Credit BgtPool | | $5,229.00 | ($5,229.00) |
| 611500 | Graduate Assistants | | $36,024.22 | ($36,024.22) |
| 612000 | Classified-Budget Pool | | ($20,860.00) | $20,860.00 |
| 612200 | NonExempt Unclassified Hourly | | $374,168.67 | ($374,168.67) |
| 613000 | Classified-Overtime Budget Pool | | $1,750.00 | ($1,750.00) |
| 616000 | Student Wages-Budget Pool | | $58,038.00 | ($58,038.00) |
| **Total Personnel Services** | | | **$1,112,901.84** | **($1,112,901.84)** |
| 621100 | Staff Benefits-Unclassified | | $392,618.36 | ($392,618.36) |
| 622100 | Staff Benefits-Classified/Exmt Hrly | | ($5,753.85) | $5,753.85 |
| 622130 | Staff Benefits-Classified-Overtime | | $813.75 | ($813.75) |
| 624200 | Staff Benefits-Regular Student PERS | | $600.00 | ($600.00) |
| **Total Benefits** | | | **$388,278.26** | **($388,278.26)** |
| 730000 | Budget Pool-Supplies | | $14,449.00 | ($14,449.00) |
| 750000 | Budget Pool-Info & Communications | | $18,353.00 | ($18,353.00) |
| 760000 | Budget Pool-Maintenance & Repair | | $7,343.00 | ($7,343.00) |
| 773400 | Waivers-GA Academic In State | | $35,768.72 | ($35,768.72) |
| 773420 | Waivers-GA Summer In State | | $20,431.84 | ($20,431.84) |
| 774100 | Data Processing Equipmnt Use-Intrnl | | $5,767.79 | ($5,767.79) |
| 777000 | Budget Pool-Other Miscellaneous | | $50.00 | ($50.00) |
| **Total Operation** | | | **$102,163.35** | **($102,163.35)** |
| **Net Contribution (use) of Unallocated General: 290100** | | | **$1,603,343.45** | **($1,603,343.45)** |

Report Package: Operating Ledger
report created by: Cats

Dec 4, 2007 3:42:57 PM

# BUDGET REPORT

Organization: 290103
R/E Dunbar Interlibrary Loan

Report Name: Budget Report by Account

Fiscal Year: 2007-08

| ACCOUNT | ACCOUNT_DESC | Revenue Dollars | Expense Dollars | Net Contribution |
|---|---|---|---|---|
| 505310 | Interlibrary Loan Fee | $1,000.00 | | $1,000.00 |
| **Total Revenue** | | **$1,000.00** | | **$1,000.00** |
| 750000 | Budget Pool-Info & Communications | | $1,000.00 | ($1,000.00) |
| **Total Operation** | | | **$1,000.00** | **($1,000.00)** |
| **Net Contribution (use) of Unallocated General: 290103** | | **$1,000.00** | **$1,000.00** | **$0.00** |

Report Package: Operating Ledger
report created by: Cats

Dec 4, 2007 3:42:57 PM

# BUDGET REPORT

Organization: 290104
R/E Dunbar Library Fines

Report Name: Budget Report by Account

Fiscal Year: 2007-08

| ACCOUNT | ACCOUNT_DESC | Revenue Dollars | Expense Dollars | Net Contribution |
|---|---|---|---|---|
| 502320 | Student Fines | $57,000.00 | | $57,000.00 |
| 502600 | Miscellaneous Student Fees | $2,000.00 | | $2,000.00 |
| 505250 | Departmental Sales & Service | $4,000.00 | | $4,000.00 |
| 505320 | Photocopying Income | $20,000.00 | | $20,000.00 |
| **Total Revenue** | | **$83,000.00** | | **$83,000.00** |
| 717150 | Professional Fees | | $23,100.00 | ($23,100.00) |
| 730000 | Budget Pool-Supplies | | $33,700.00 | ($33,700.00) |
| 750000 | Budget Pool-Info & Communications | | $4,300.00 | ($4,300.00) |
| 760000 | Budget Pool-Maintenance & Repair | | $9,000.00 | ($9,000.00) |
| 777000 | Budget Pool-Other Miscellaneous | | $2,900.00 | ($2,900.00) |
| 794000 | Budget Pool-Capital Equipment | | $10,000.00 | ($10,000.00) |
| **Total Operation** | | | **$83,000.00** | **($83,000.00)** |
| **Net Contribution (use) of Unallocated General: 290104** | | **$83,000.00** | **$83,000.00** | **$0.00** |

Report Package: Operating Ledger
report created by: Cats

Dec 4, 2007 3:42:57 PM

# BUDGET REPORT

Organization: ULF555
Fordham Library

Report Name: Budget Report by Account

Fiscal Year: 2007-08

| ACCOUNT | ACCOUNT_DESC | Revenue Dollars | Expense Dollars | Net Contribution |
|---|---|---|---|---|
| 502320 | Student Fines | $5,000.00 | | $5,000.00 |
| 502600 | Miscellaneous Student Fees | $1,000.00 | | $1,000.00 |
| 505250 | Departmental Sales & Service | $1,500.00 | | $1,500.00 |
| 505310 | Interlibrary Loan Fee | $6,000.00 | | $6,000.00 |
| 505320 | Photocopying Income | $6,500.00 | | $6,500.00 |
| **Total Revenue** | | **$20,000.00** | | **$20,000.00** |
| 611100 | Unclassified-Contract | | $241,045.19 | ($241,045.19) |
| 611109 | Unclassified-Vacancy Credit BgtPool | | $4,622.00 | ($4,622.00) |
| 612000 | Classified-Budget Pool | | $18,962.16 | ($18,962.16) |
| 612200 | NonExempt Unclassified Hourly | | $180,842.60 | ($180,842.60) |
| 613000 | Classified-Overtime Budget Pool | | $600.00 | ($600.00) |
| 616000 | Student Wages-Budget Pool | | $9,097.00 | ($9,097.00) |
| **Total Personnel Services** | | | **$455,168.95** | **($455,168.95)** |
| 621100 | Staff Benefits-Unclassified | | $162,004.92 | ($162,004.92) |
| 622100 | Staff Benefits-Classified/Exmt Hrly | | $8,817.40 | ($8,817.40) |
| 622130 | Staff Benefits-Classified-Overtime | | $279.00 | ($279.00) |
| 624200 | Staff Benefits-Regular Student PERS | | $400.00 | ($400.00) |
| **Total Benefits** | | | **$171,501.32** | **($171,501.32)** |
| 730000 | Budget Pool-Supplies | | $17,400.00 | ($17,400.00) |
| 750000 | Budget Pool-Info & Communications | | $22,527.00 | ($22,527.00) |
| 760000 | Budget Pool-Maintenance & Repair | | $8,587.00 | ($8,587.00) |
| 774100 | Data Processing Equipmnt Use-Intrnl | | $2,881.44 | ($2,881.44) |
| 775000 | Budget Pool-Equipment Rental Charge | | $8,600.00 | ($8,600.00) |
| **Total Operation** | | | **$59,995.44** | **($59,995.44)** |
| 879600 | Ohio Link Library Allocation-Debit | | $43,344.00 | ($43,344.00) |
| **Total Transfers** | | | **$43,344.00** | **($43,344.00)** |
| **Net Contribution (use) of Unallocated General: ULF555** | | **$20,000.00** | **$730,009.71** | **($710,009.71)** |

Report Package: Operating Ledger
report created by: Cats

Dec 4, 2007 3:40:50 PM

# BUDGET REPORT

Organization: 290115

Fordham Library Access Services

Report Name: Budget Report by Account

Fiscal Year: 2007-08

| ACCOUNT | ACCOUNT_DESC | Revenue Dollars | Expense Dollars | Net Contribution |
|---|---|---|---|---|
| 611100 | Unclassified-Contract | | $241,045.19 | ($241,045.19) |
| 611109 | Unclassified-Vacancy Credit BgtPool | | $4,622.00 | ($4,622.00) |
| 612000 | Classified-Budget Pool | | $18,962.16 | ($18,962.16) |
| 612200 | NonExempt Unclassified Hourly | | $180,842.60 | ($180,842.60) |
| 613000 | Classified-Overtime Budget Pool | | $600.00 | ($600.00) |
| 616000 | Student Wages-Budget Pool | | $9,097.00 | ($9,097.00) |
| **Total Personnel Services** | | | **$455,168.95** | **($455,168.95)** |
| 621100 | Staff Benefits-Unclassified | | $162,004.92 | ($162,004.92) |
| 622100 | Staff Benefits-Classified/Exmt Hrly | | $8,817.40 | ($8,817.40) |
| 622130 | Staff Benefits-Classified-Overtime | | $279.00 | ($279.00) |
| 624200 | Staff Benefits-Regular Student PERS | | $400.00 | ($400.00) |
| **Total Benefits** | | | **$171,501.32** | **($171,501.32)** |
| 730000 | Budget Pool-Supplies | | $9,500.00 | ($9,500.00) |
| 750000 | Budget Pool-Info & Communications | | $16,127.00 | ($16,127.00) |
| 760000 | Budget Pool-Maintenance & Repair | | $1,887.00 | ($1,887.00) |
| 774100 | Data Processing Equipmnt Use-Intrnl | | $2,881.44 | ($2,881.44) |
| 775000 | Budget Pool-Equipment Rental Charge | | $8,600.00 | ($8,600.00) |
| **Total Operation** | | | **$38,995.44** | **($38,995.44)** |
| 879600 | Ohio Link Library Allocation-Debit | | $43,344.00 | ($43,344.00) |
| **Total Transfers** | | | **$43,344.00** | **($43,344.00)** |
| **Net Contribution (use) of Unallocated General: 290115** | | | **$709,009.71** | **($709,009.71)** |

Report Package: Operating Ledger

report created by: Cats

Dec 4, 2007 3:42:57 PM

# BUDGET REPORT

Organization: 290116
R/E Fordham Interlibrary Loan

Report Name: Budget Report by Account

Fiscal Year: 2007-08

| ACCOUNT | ACCOUNT_DESC | Revenue Dollars | Expense Dollars | Net Contribution |
|---|---|---|---|---|
| 505310 | Interlibrary Loan Fee | $6,000.00 | | $6,000.00 |
| **Total Revenue** | | **$6,000.00** | | **$6,000.00** |
| 730000 | Budget Pool-Supplies | | $500.00 | ($500.00) |
| 750000 | Budget Pool-Info & Communications | | $5,500.00 | ($5,500.00) |
| **Total Operation** | | | **$6,000.00** | **($6,000.00)** |
| **Net Contribution (use) of Unallocated General: 290116** | | **$6,000.00** | **$6,000.00** | **$0.00** |

Report Package: Operating Ledger
report created by: Cats

Dec 4, 2007 3:42:57 PM

# BUDGET REPORT

Organization: 290117
R/E Fordham Library Fines

Report Name: Budget Report by Account

Fiscal Year: 2007-08

| ACCOUNT | ACCOUNT_DESC | Revenue Dollars | Expense Dollars | Net Contribution |
|---|---|---|---|---|
| 502320 | Student Fines | $5,000.00 | | $5,000.00 |
| 502600 | Miscellaneous Student Fees | $1,000.00 | | $1,000.00 |
| 505250 | Departmental Sales & Service | $1,500.00 | | $1,500.00 |
| 505320 | Photocopying Income | $6,500.00 | | $6,500.00 |
| Total Revenue | | **$14,000.00** | | **$14,000.00** |
| 730000 | Budget Pool-Supplies | | $7,400.00 | ($7,400.00) |
| 750000 | Budget Pool-Info & Communications | | $900.00 | ($900.00) |
| 760000 | Budget Pool-Maintenance & Repair | | $6,700.00 | ($6,700.00) |
| Total Operation | | | **$15,000.00** | **($15,000.00)** |
| Net Contribution (use) of Unallocated General: 290117 | | **$14,000.00** | **$15,000.00** | **($1,000.00)** |

Report Package: Operating Ledger
report created by: Cats

Dec 4, 2007 3:42:57 PM

# BUDGET REPORT

Organization: SCA55
Special Collections and Archives

Report Name: Budget Report by Account

Fiscal Year: 2007-08

| ACCOUNT | ACCOUNT_DESC | Revenue Dollars | Expense Dollars | Net Contribution |
|---|---|---|---|---|
| 505250 | Departmental Sales & Service | $18,000.00 | | $18,000.00 |
| 505320 | Photocopying Income | $1,000.00 | | $1,000.00 |
| **Total Revenue** | | **$19,000.00** | | **$19,000.00** |
| 611100 | Unclassified-Contract | | $194,833.37 | ($194,833.37) |
| 611500 | Graduate Assistants | | $11,583.13 | ($11,583.13) |
| 612200 | NonExempt Unclassified Hourly | | $24,852.51 | ($24,852.51) |
| 616000 | Student Wages-Budget Pool | | $10,000.00 | ($10,000.00) |
| **Total Personnel Services** | | | **$241,269.01** | **($241,269.01)** |
| 621100 | Staff Benefits-Unclassified | | $84,359.37 | ($84,359.37) |
| 624200 | Staff Benefits-Regular Student PERS | | $200.00 | ($200.00) |
| **Total Benefits** | | | **$84,559.37** | **($84,559.37)** |
| 730000 | Budget Pool-Supplies | | $23,655.00 | ($23,655.00) |
| 750000 | Budget Pool-Info & Communications | | $10,642.00 | ($10,642.00) |
| 760000 | Budget Pool-Maintenance & Repair | | $6,800.00 | ($6,800.00) |
| 773400 | Waivers-GA Academic In State | | $4,606.16 | ($4,606.16) |
| 773420 | Waivers-GA Summer In State | | $2,631.20 | ($2,631.20) |
| 774100 | Data Processing Equipmnt Use-Intrnl | | $1,128.05 | ($1,128.05) |
| **Total Operation** | | | **$49,462.41** | **($49,462.41)** |
| **Net Contribution (use) of Unallocated General: SCA55** | | **$19,000.00** | **$375,290.79** | **($356,290.79)** |

Report Package: Operating Ledger
report created by: Cats

Dec 4, 2007 3:39:05 PM

# BUDGET REPORT

Organization: SCA555
Special Collections and Archives

Report Name: Budget Report by Account

Fiscal Year: 2007-08

| ACCOUNT | ACCOUNT_DESC | Revenue Dollars | Expense Dollars | Net Contribution |
|---|---|---|---|---|
| 505250 | Departmental Sales & Service | $18,000.00 | | $18,000.00 |
| 505320 | Photocopying Income | $1,000.00 | | $1,000.00 |
| **Total Revenue** | | **$19,000.00** | | **$19,000.00** |
| 611100 | Unclassified-Contract | | $194,833.37 | ($194,833.37) |
| 611500 | Graduate Assistants | | $11,583.13 | ($11,583.13) |
| 612200 | NonExempt Unclassified Hourly | | $24,852.51 | ($24,852.51) |
| 616000 | Student Wages-Budget Pool | | $10,000.00 | ($10,000.00) |
| **Total Personnel Services** | | | **$241,269.01** | **($241,269.01)** |
| 621100 | Staff Benefits-Unclassified | | $84,359.37 | ($84,359.37) |
| 624200 | Staff Benefits-Regular Student PERS | | $200.00 | ($200.00) |
| **Total Benefits** | | | **$84,559.37** | **($84,559.37)** |
| 730000 | Budget Pool-Supplies | | $23,655.00 | ($23,655.00) |
| 750000 | Budget Pool-Info & Communications | | $10,642.00 | ($10,642.00) |
| 760000 | Budget Pool-Maintenance & Repair | | $6,800.00 | ($6,800.00) |
| 773400 | Waivers-GA Academic In State | | $4,606.16 | ($4,606.16) |
| 773420 | Waivers-GA Summer In State | | $2,631.20 | ($2,631.20) |
| 774100 | Data Processing Equipmnt Use-Intrnl | | $1,128.05 | ($1,128.05) |
| **Total Operation** | | | **$49,462.41** | **($49,462.41)** |
| **Net Contribution (use) of Unallocated General: SCA555** | | **$19,000.00** | **$375,290.79** | **($356,290.79)** |

Report Package: Operating Ledger
report created by: Cats

Dec 4, 2007 3:40:50 PM

# BUDGET REPORT

Organization: 290050
Special Collections/Archives-Dunbar

Report Name: Budget Report by Account

Fiscal Year: 2007-08

| ACCOUNT | ACCOUNT_DESC | Revenue Dollars | Expense Dollars | Net Contribution |
|---|---|---|---|---|
| 611100 | Unclassified-Contract | | $194,833.37 | ($194,833.37) |
| 611500 | Graduate Assistants | | $11,583.13 | ($11,583.13) |
| 612200 | NonExempt Unclassified Hourly | | $24,852.51 | ($24,852.51) |
| 616000 | Student Wages-Budget Pool | | $5,000.00 | ($5,000.00) |
| **Total Personnel Services** | | | **$236,269.01** | **($236,269.01)** |
| 621100 | Staff Benefits-Unclassified | | $84,359.37 | ($84,359.37) |
| 624200 | Staff Benefits-Regular Student PERS | | $200.00 | ($200.00) |
| **Total Benefits** | | | **$84,559.37** | **($84,559.37)** |
| 730000 | Budget Pool-Supplies | | $13,655.00 | ($13,655.00) |
| 750000 | Budget Pool-Info & Communications | | $7,642.00 | ($7,642.00) |
| 760000 | Budget Pool-Maintenance & Repair | | $5,800.00 | ($5,800.00) |
| 773400 | Waivers-GA Academic In State | | $4,606.16 | ($4,606.16) |
| 773420 | Waivers-GA Summer In State | | $2,631.20 | ($2,631.20) |
| 774100 | Data Processing Equipmnt Use-Intrnl | | $1,128.05 | ($1,128.05) |
| **Total Operation** | | | **$35,462.41** | **($35,462.41)** |
| **Net Contribution (use) of Unallocated General: 290050** | | | **$356,290.79** | **($356,290.79)** |

Report Package: Operating Ledger
report created by: Cats

Dec 4, 2007 3:42:57 PM

# BUDGET REPORT

Organization: 290053
R/E Lib Archives & Special Collectn

Report Name: Budget Report by Account

Fiscal Year: 2007-08

| ACCOUNT | ACCOUNT_DESC | Revenue Dollars | Expense Dollars | Net Contribution |
|---|---|---|---|---|
| 505250 | Departmental Sales & Service | $18,000.00 | | $18,000.00 |
| 505320 | Photocopying Income | $1,000.00 | | $1,000.00 |
| **Total Revenue** | | **$19,000.00** | | **$19,000.00** |
| 616000 | Student Wages-Budget Pool | | $5,000.00 | ($5,000.00) |
| **Total Personnel Services** | | | **$5,000.00** | **($5,000.00)** |
| 730000 | Budget Pool-Supplies | | $10,000.00 | ($10,000.00) |
| 750000 | Budget Pool-Info & Communications | | $3,000.00 | ($3,000.00) |
| 760000 | Budget Pool-Maintenance & Repair | | $1,000.00 | ($1,000.00) |
| **Total Operation** | | | **$14,000.00** | **($14,000.00)** |
| **Net Contribution (use) of Unallocated General: 290053** | | **$19,000.00** | **$19,000.00** | **$0.00** |

Report Package: Operating Ledger
report created by: Cats

Dec 4, 2007 3:42:57 PM

# BUDGET REPORT

Organization: ULC55
Library Computing Services

Report Name: Budget Report by Account

Fiscal Year: 2007-08

| ACCOUNT | ACCOUNT_DESC | Revenue Dollars | Expense Dollars | Net Contribution |
|---|---|---|---|---|
| 505250 | Departmental Sales & Service | $80,068.00 | | $80,068.00 |
| **Total Revenue** | | **$80,068.00** | | **$80,068.00** |
| 611100 | Unclassified-Contract | | $242,030.43 | ($242,030.43) |
| 612200 | NonExempt Unclassified Hourly | | $37,630.14 | ($37,630.14) |
| 616000 | Student Wages-Budget Pool | | $19,000.00 | ($19,000.00) |
| **Total Personnel Services** | | | **$298,660.57** | **($298,660.57)** |
| 621100 | Staff Benefits-Unclassified | | $107,389.66 | ($107,389.66) |
| **Total Benefits** | | | **$107,389.66** | **($107,389.66)** |
| 730000 | Budget Pool-Supplies | | $74,688.00 | ($74,688.00) |
| 740000 | Budget Pool-Travel | | $1,380.00 | ($1,380.00) |
| 750000 | Budget Pool-Info & Communications | | $22,173.00 | ($22,173.00) |
| 760000 | Budget Pool-Maintenance & Repair | | $72,561.00 | ($72,561.00) |
| 774100 | Data Processing Equipmnt Use-Intrnl | | $1,422.33 | ($1,422.33) |
| 794000 | Budget Pool-Capital Equipment | | $12,260.00 | ($12,260.00) |
| **Total Operation** | | | **$184,484.33** | **($184,484.33)** |
| 879610 | Ohio Link Library Allocation-Credit | | ($43,344.00) | $43,344.00 |
| **Total Transfers** | | | **($43,344.00)** | **$43,344.00** |
| **Net Contribution (use) of Unallocated General: ULC55** | | **$80,068.00** | **$547,190.56** | **($467,122.56)** |

Report Package: Operating Ledger
report created by: Cats

Dec 4, 2007 3:39:05 PM

# BUDGET REPORT

Organization: ULC555
Library Computing Services

Report Name: Budget Report by Account

Fiscal Year: 2007-08

| ACCOUNT | ACCOUNT_DESC | Revenue Dollars | Expense Dollars | Net Contribution |
|---|---|---|---|---|
| 505250 | Departmental Sales & Service | $80,068.00 | | $80,068.00 |
| **Total Revenue** | | **$80,068.00** | | **$80,068.00** |
| 611100 | Unclassified-Contract | | $242,030.43 | ($242,030.43) |
| 612200 | NonExempt Unclassified Hourly | | $37,630.14 | ($37,630.14) |
| 616000 | Student Wages-Budget Pool | | $19,000.00 | ($19,000.00) |
| **Total Personnel Services** | | | **$298,660.57** | **($298,660.57)** |
| 621100 | Staff Benefits-Unclassified | | $107,389.66 | ($107,389.66) |
| **Total Benefits** | | | **$107,389.66** | **($107,389.66)** |
| 730000 | Budget Pool-Supplies | | $74,688.00 | ($74,688.00) |
| 740000 | Budget Pool-Travel | | $1,380.00 | ($1,380.00) |
| 750000 | Budget Pool-Info & Communications | | $22,173.00 | ($22,173.00) |
| 760000 | Budget Pool-Maintenance & Repair | | $72,561.00 | ($72,561.00) |
| 774100 | Data Processing Equipmnt Use-Intrnl | | $1,422.33 | ($1,422.33) |
| 794000 | Budget Pool-Capital Equipment | | $12,260.00 | ($12,260.00) |
| **Total Operation** | | | **$184,484.33** | **($184,484.33)** |
| 879610 | Ohio Link Library Allocation-Credit | | ($43,344.00) | $43,344.00 |
| **Total Transfers** | | | **($43,344.00)** | **$43,344.00** |
| **Net Contribution (use) of Unallocated General: ULC555** | | **$80,068.00** | **$547,190.56** | **($467,122.56)** |

Report Package: Operating Ledger
report created by: Cats

Dec 4, 2007 3:40:50 PM

# BUDGET REPORT

Organization: 290075
Library Computing Services

Report Name: Budget Report by Account

Fiscal Year: 2007-08

| ACCOUNT | ACCOUNT_DESC | Revenue Dollars | Expense Dollars | Net Contribution |
|---|---|---|---|---|
| 611100 | Unclassified-Contract | | $242,030.43 | ($242,030.43) |
| 612200 | NonExempt Unclassified Hourly | | $37,630.14 | ($37,630.14) |
| 616000 | Student Wages-Budget Pool | | $19,000.00 | ($19,000.00) |
| **Total Personnel Services** | | | **$298,660.57** | **($298,660.57)** |
| 621100 | Staff Benefits-Unclassified | | $107,389.66 | ($107,389.66) |
| **Total Benefits** | | | **$107,389.66** | **($107,389.66)** |
| 730000 | Budget Pool-Supplies | | $10,500.00 | ($10,500.00) |
| 750000 | Budget Pool-Info & Communications | | $8,673.00 | ($8,673.00) |
| 760000 | Budget Pool-Maintenance & Repair | | $71,561.00 | ($71,561.00) |
| 774100 | Data Processing Equipmnt Use-Intrnl | | $1,422.33 | ($1,422.33) |
| 794000 | Budget Pool-Capital Equipment | | $12,260.00 | ($12,260.00) |
| **Total Operation** | | | **$104,416.33** | **($104,416.33)** |
| 879610 | Ohio Link Library Allocation-Credit | | ($43,344.00) | $43,344.00 |
| **Total Transfers** | | | **($43,344.00)** | **$43,344.00** |
| **Net Contribution (use) of Unallocated General: 290075** | | | **$467,122.56** | **($467,122.56)** |

Report Package: Operating Ledger
report created by: Cats

Dec 4, 2007 3:42:57 PM

# BUDGET REPORT

Organization: 290076
R/E Wright State Affiliated Lib

Report Name: Budget Report by Account

Fiscal Year: 2007-08

| ACCOUNT | ACCOUNT_DESC | Revenue Dollars | Expense Dollars | Net Contribution |
|---|---|---|---|---|
| 505250 | Departmental Sales & Service | $80,068.00 | | $80,068.00 |
| **Total Revenue** | | **$80,068.00** | | **$80,068.00** |
| 730000 | Budget Pool-Supplies | | $64,188.00 | ($64,188.00) |
| 740000 | Budget Pool-Travel | | $1,380.00 | ($1,380.00) |
| 750000 | Budget Pool-Info & Communications | | $13,500.00 | ($13,500.00) |
| 760000 | Budget Pool-Maintenance & Repair | | $1,000.00 | ($1,000.00) |
| **Total Operation** | | | **$80,068.00** | **($80,068.00)** |
| **Net Contribution (use) of Unallocated General: 290076** | | **$80,068.00** | **$80,068.00** | **$0.00** |

Report Package: Operating Ledger
report created by: Cats

Dec 4, 2007 3:42:57 PM

# BUDGET REPORT

Organization: ULIBA
Library Administration

Report Name: Budget Report by Account

Fiscal Year: 2007-08

| ACCOUNT | ACCOUNT_DESC | Revenue Dollars | Expense Dollars | Net Contribution |
|---|---|---|---|---|
| 611100 | Unclassified-Contract | | $509,902.10 | ($509,902.10) |
| 612000 | Classified-Budget Pool | | $41,298.77 | ($41,298.77) |
| 612200 | NonExempt Unclassified Hourly | | $18,593.28 | ($18,593.28) |
| 613000 | Classified-Overtime Budget Pool | | $63.00 | ($63.00) |
| **Total Personnel Services** | | | **$569,857.15** | **($569,857.15)** |
| 621100 | Staff Benefits-Unclassified | | $200,737.50 | ($200,737.50) |
| 622100 | Staff Benefits-Classified/Exmt Hrly | | $19,203.93 | ($19,203.93) |
| 622130 | Staff Benefits-Classified-Overtime | | $29.30 | ($29.30) |
| 623100 | Staff Benefits-Faculty | | $2,204.74 | ($2,204.74) |
| **Total Benefits** | | | **$222,175.47** | **($222,175.47)** |
| 717000 | Budget Pool-Contracted Services | | $4,500.00 | ($4,500.00) |
| 730000 | Budget Pool-Supplies | | $40,542.00 | ($40,542.00) |
| 740000 | Budget Pool-Travel | | $58,792.00 | ($58,792.00) |
| 750000 | Budget Pool-Info & Communications | | $34,002.00 | ($34,002.00) |
| 760000 | Budget Pool-Maintenance & Repair | | $4,827.00 | ($4,827.00) |
| 772000 | Budget Pool-Employee Education Cost | | $500.00 | ($500.00) |
| 774100 | Data Processing Equipmnt Use-Intrnl | | $67,411.35 | ($67,411.35) |
| 777000 | Budget Pool-Other Miscellaneous | | $39.00 | ($39.00) |
| 794000 | Budget Pool-Capital Equipment | | $15,358.00 | ($15,358.00) |
| **Total Operation** | | | **$225,971.35** | **($225,971.35)** |
| **Net Contribution (use) of Unallocated General: ULIBA** | | | **$1,018,003.97** | **($1,018,003.97)** |

Report Package: Operating Ledger
report created by: Cats

Dec 4, 2007 3:39:05 PM

# BUDGET REPORT

Organization: ULIBA1
Library Administration

Report Name: Budget Report by Account

Fiscal Year: 2007-08

| ACCOUNT | ACCOUNT_DESC | Revenue Dollars | Expense Dollars | Net Contribution |
|---|---|---|---|---|
| 611100 | Unclassified-Contract | | $509,902.10 | ($509,902.10) |
| 612000 | Classified-Budget Pool | | $41,298.77 | ($41,298.77) |
| 612200 | NonExempt Unclassified Hourly | | $18,593.28 | ($18,593.28) |
| 613000 | Classified-Overtime Budget Pool | | $63.00 | ($63.00) |
| **Total Personnel Services** | | | **$569,857.15** | **($569,857.15)** |
| 621100 | Staff Benefits-Unclassified | | $200,737.50 | ($200,737.50) |
| 622100 | Staff Benefits-Classified/Exmt Hrly | | $19,203.93 | ($19,203.93) |
| 622130 | Staff Benefits-Classified-Overtime | | $29.30 | ($29.30) |
| 623100 | Staff Benefits-Faculty | | $2,204.74 | ($2,204.74) |
| **Total Benefits** | | | **$222,175.47** | **($222,175.47)** |
| 717000 | Budget Pool-Contracted Services | | $4,500.00 | ($4,500.00) |
| 730000 | Budget Pool-Supplies | | $40,542.00 | ($40,542.00) |
| 740000 | Budget Pool-Travel | | $58,792.00 | ($58,792.00) |
| 750000 | Budget Pool-Info & Communications | | $34,002.00 | ($34,002.00) |
| 760000 | Budget Pool-Maintenance & Repair | | $4,827.00 | ($4,827.00) |
| 772000 | Budget Pool-Employee Education Cost | | $500.00 | ($500.00) |
| 774100 | Data Processing Equipmnt Use-Intrnl | | $67,411.35 | ($67,411.35) |
| 777000 | Budget Pool-Other Miscellaneous | | $39.00 | ($39.00) |
| 794000 | Budget Pool-Capital Equipment | | $15,358.00 | ($15,358.00) |
| **Total Operation** | | | **$225,971.35** | **($225,971.35)** |
| **Net Contribution (use) of Unallocated General: ULIBA1** | | | **$1,018,003.97** | **($1,018,003.97)** |

Report Package: Operating Ledger
report created by: Cats

Dec 4, 2007 3:40:50 PM

# BUDGET REPORT

Organization: 290000
University Libraries-Administration

Report Name: Budget Report by Account

Fiscal Year: 2007-08

| ACCOUNT | ACCOUNT_DESC | Revenue Dollars | Expense Dollars | Net Contribution |
|---|---|---|---|---|
| 611100 | Unclassified-Contract | | $509,902.10 | ($509,902.10) |
| 612000 | Classified-Budget Pool | | $41,298.77 | ($41,298.77) |
| 612200 | NonExempt Unclassified Hourly | | $18,593.28 | ($18,593.28) |
| 613000 | Classified-Overtime Budget Pool | | $63.00 | ($63.00) |
| **Total Personnel Services** | | | **$569,857.15** | **($569,857.15)** |
| 621100 | Staff Benefits-Unclassified | | $200,737.50 | ($200,737.50) |
| 622100 | Staff Benefits-Classified/Exmt Hrly | | $19,203.93 | ($19,203.93) |
| 622130 | Staff Benefits-Classified-Overtime | | $29.30 | ($29.30) |
| 623100 | Staff Benefits-Faculty | | $2,204.74 | ($2,204.74) |
| **Total Benefits** | | | **$222,175.47** | **($222,175.47)** |
| 717000 | Budget Pool-Contracted Services | | $4,500.00 | ($4,500.00) |
| 730000 | Budget Pool-Supplies | | $40,542.00 | ($40,542.00) |
| 740000 | Budget Pool-Travel | | $58,792.00 | ($58,792.00) |
| 750000 | Budget Pool-Info & Communications | | $34,002.00 | ($34,002.00) |
| 760000 | Budget Pool-Maintenance & Repair | | $4,827.00 | ($4,827.00) |
| 772000 | Budget Pool-Employee Education Cost | | $500.00 | ($500.00) |
| 774100 | Data Processing Equipmnt Use-Intrnl | | $67,411.35 | ($67,411.35) |
| 777000 | Budget Pool-Other Miscellaneous | | $39.00 | ($39.00) |
| 794000 | Budget Pool-Capital Equipment | | $15,358.00 | ($15,358.00) |
| **Total Operation** | | | **$225,971.35** | **($225,971.35)** |
| **Net Contribution (use) of Unallocated General: 290000** | | | **$1,018,003.97** | **($1,018,003.97)** |

Report Package: Operating Ledger
report created by: Cats

Dec 4, 2007 3:42:57 PM

# BUDGET REPORT

Organization: ULT55
Library Collection Services

Report Name: Budget Report by Account

Fiscal Year: 2007-08

| ACCOUNT | ACCOUNT_DESC | Revenue Dollars | Expense Dollars | Net Contribution |
|---|---|---|---|---|
| 611100 | Unclassified-Contract | | $325,963.32 | ($325,963.32) |
| 612000 | Classified-Budget Pool | | $117,150.80 | ($117,150.80) |
| 612200 | NonExempt Unclassified Hourly | | $203,077.39 | ($203,077.39) |
| 616000 | Student Wages-Budget Pool | | $15,508.00 | ($15,508.00) |
| **Total Personnel Services** | | | **$661,699.51** | **($661,699.51)** |
| 621100 | Staff Benefits-Unclassified | | $51,367.17 | ($51,367.17) |
| 622100 | Staff Benefits-Classified/Exmt Hrly | | $206,259.57 | ($206,259.57) |
| 624200 | Staff Benefits-Regular Student PERS | | $200.00 | ($200.00) |
| **Total Benefits** | | | **$257,826.74** | **($257,826.74)** |
| 717000 | Budget Pool-Contracted Services | | $48,028.00 | ($48,028.00) |
| 730000 | Budget Pool-Supplies | | $26,220.00 | ($26,220.00) |
| 737930 | Cost Recovery-Supplies | | ($400.00) | $400.00 |
| 750000 | Budget Pool-Info & Communications | | $1,905,004.00 | ($1,905,004.00) |
| 774100 | Data Processing Equipmnt Use-Intrnl | | $3,803.51 | ($3,803.51) |
| 775000 | Budget Pool-Equipment Rental Charge | | $63,163.00 | ($63,163.00) |
| 795000 | Budget Pool-Library Acquisitions | | $1,925,785.00 | ($1,925,785.00) |
| **Total Operation** | | | **$3,971,603.51** | **($3,971,603.51)** |
| **Net Contribution (use) of Unallocated General: ULT55** | | | **$4,891,129.76** | **($4,891,129.76)** |

Report Package: Operating Ledger
report created by: Cats

Dec 4, 2007 3:39:05 PM

# BUDGET REPORT

Organization: ULT551
Collection Services

Report Name: Budget Report by Account

Fiscal Year: 2007-08

| ACCOUNT | ACCOUNT_DESC | Revenue Dollars | Expense Dollars | Net Contribution |
|---|---|---|---|---|
| 611100 | Unclassified-Contract | | $325,963.32 | ($325,963.32) |
| 612000 | Classified-Budget Pool | | $117,150.80 | ($117,150.80) |
| 612200 | NonExempt Unclassified Hourly | | $203,077.39 | ($203,077.39) |
| 616000 | Student Wages-Budget Pool | | $15,508.00 | ($15,508.00) |
| **Total Personnel Services** | | | **$661,699.51** | **($661,699.51)** |
| 621100 | Staff Benefits-Unclassified | | $51,367.17 | ($51,367.17) |
| 622100 | Staff Benefits-Classified/Exmt Hrly | | $206,259.57 | ($206,259.57) |
| 624200 | Staff Benefits-Regular Student PERS | | $200.00 | ($200.00) |
| **Total Benefits** | | | **$257,826.74** | **($257,826.74)** |
| 717000 | Budget Pool-Contracted Services | | $48,028.00 | ($48,028.00) |
| 730000 | Budget Pool-Supplies | | $19,320.00 | ($19,320.00) |
| 737930 | Cost Recovery-Supplies | | ($400.00) | $400.00 |
| 750000 | Budget Pool-Info & Communications | | $8,782.00 | ($8,782.00) |
| 774100 | Data Processing Equipmnt Use-Intrnl | | $3,803.51 | ($3,803.51) |
| 775000 | Budget Pool-Equipment Rental Charge | | $63,163.00 | ($63,163.00) |
| **Total Operation** | | | **$142,696.51** | **($142,696.51)** |
| **Net Contribution (use) of Unallocated General: ULT551** | | | **$1,062,222.76** | **($1,062,222.76)** |

Report Package: Operating Ledger
report created by: Cats

Dec 4, 2007 3:40:50 PM

# BUDGET REPORT

Organization: 290125
Technical Services

Report Name: Budget Report by Account

Fiscal Year: 2007-08

| ACCOUNT | ACCOUNT_DESC | Revenue Dollars | Expense Dollars | Net Contribution |
|---|---|---|---|---|
| 611100 | Unclassified-Contract | | $206,519.32 | ($206,519.32) |
| 612000 | Classified-Budget Pool | | $117,150.80 | ($117,150.80) |
| 612200 | NonExempt Unclassified Hourly | | $203,077.39 | ($203,077.39) |
| 616000 | Student Wages-Budget Pool | | $15,508.00 | ($15,508.00) |
| **Total Personnel Services** | | | **$542,255.51** | **($542,255.51)** |
| 621100 | Staff Benefits-Unclassified | | $5,500.68 | ($5,500.68) |
| 622100 | Staff Benefits-Classified/Exmt Hrly | | $206,259.57 | ($206,259.57) |
| 624200 | Staff Benefits-Regular Student PERS | | $200.00 | ($200.00) |
| **Total Benefits** | | | **$211,960.25** | **($211,960.25)** |
| 717000 | Budget Pool-Contracted Services | | $48,028.00 | ($48,028.00) |
| 730000 | Budget Pool-Supplies | | $18,820.00 | ($18,820.00) |
| 737930 | Cost Recovery-Supplies | | ($400.00) | $400.00 |
| 750000 | Budget Pool-Info & Communications | | $7,782.00 | ($7,782.00) |
| 774100 | Data Processing Equipmnt Use-Intrnl | | $3,313.05 | ($3,313.05) |
| 775000 | Budget Pool-Equipment Rental Charge | | $63,163.00 | ($63,163.00) |
| **Total Operation** | | | **$140,706.05** | **($140,706.05)** |
| **Net Contribution (use) of Unallocated General: 290125** | | | **$894,921.81** | **($894,921.81)** |

Report Package: Operating Ledger
report created by: Cats

Dec 4, 2007 3:42:57 PM

# BUDGET REPORT

Organization: 290126
Collection Development

Report Name: Budget Report by Account

Fiscal Year: 2007-08

| ACCOUNT | ACCOUNT_DESC | Revenue Dollars | Expense Dollars | Net Contribution |
|---|---|---|---|---|
| 611100 | Unclassified-Contract | | $119,444.00 | ($119,444.00) |
| **Total Personnel Services** | | | **$119,444.00** | **($119,444.00)** |
| 621100 | Staff Benefits-Unclassified | | $45,866.49 | ($45,866.49) |
| **Total Benefits** | | | **$45,866.49** | **($45,866.49)** |
| 730000 | Budget Pool-Supplies | | $500.00 | ($500.00) |
| 750000 | Budget Pool-Info & Communications | | $1,000.00 | ($1,000.00) |
| 774100 | Data Processing Equipmnt Use-Intrnl | | $490.46 | ($490.46) |
| **Total Operation** | | | **$1,990.46** | **($1,990.46)** |
| **Net Contribution (use) of Unallocated General: 290126** | | | **$167,300.95** | **($167,300.95)** |

Report Package: Operating Ledger
report created by: Cats

Dec 4, 2007 3:42:57 PM

# BUDGET REPORT

Organization: ULT552
Library Materials

Report Name: Budget Report by Account

Fiscal Year: 2007-08

| ACCOUNT | ACCOUNT_DESC | Revenue Dollars | Expense Dollars | Net Contribution |
|---|---|---|---|---|
| 730000 | Budget Pool-Supplies | | $6,900.00 | ($6,900.00) |
| 750000 | Budget Pool-Info & Communications | | $1,896,222.00 | ($1,896,222.00) |
| 795000 | Budget Pool-Library Acquisitions | | $1,925,785.00 | ($1,925,785.00) |
| Total Operation | | | **$3,828,907.00** | **($3,828,907.00)** |
| Net Contribution (use) of Unallocated General: ULT552 | | | **$3,828,907.00** | **($3,828,907.00)** |

Report Package: Operating Ledger
report created by: Cats

Dec 4, 2007 3:40:50 PM

# BUDGET REPORT

Organization: 290135

Report Name: Budget Report by Account

Library Material/Information Access

Fiscal Year: 2007-08

| ACCOUNT | ACCOUNT_DESC | Revenue Dollars | Expense Dollars | Net Contribution |
|---|---|---|---|---|
| 730000 | Budget Pool-Supplies | | $6,900.00 | ($6,900.00) |
| 750000 | Budget Pool-Info & Communications | | $1,896,222.00 | ($1,896,222.00) |
| 795000 | Budget Pool-Library Acquisitions | | $1,925,785.00 | ($1,925,785.00) |
| Total Operation | | | **$3,828,907.00** | **($3,828,907.00)** |
| Net Contribution (use) of Unallocated General: 290135 | | | **$3,828,907.00** | **($3,828,907.00)** |

Report Package: Operating Ledger

report created by: Cats

Dec 4, 2007 3:42:57 PM

## BUDGET DETAIL

# I. Vice President for Business & Fiscal Affairs

# BUDGET REPORT

Organization: BF
VP-Business & Fiscal Affairs

Report Name: Budget Report by Account

Fiscal Year: 2007-08

| ACCOUNT | ACCOUNT_DESC | Revenue Dollars | Expense Dollars | Net Contribution |
|---|---|---|---|---|
| 505250 | Departmental Sales & Service | $578,663.44 | | $578,663.44 |
| 505290 | Event Sponsorship Income | $351,063.00 | | $351,063.00 |
| 505300 | Vending Machine Income | $845,405.56 | | $845,405.56 |
| 505320 | Photocopying Income | $36,000.00 | | $36,000.00 |
| 505390 | NC-Promoter Reimbursable Items | $38,599.00 | | $38,599.00 |
| 505550 | Food Service-Dining Dollars | $2,827,341.98 | | $2,827,341.98 |
| 505560 | Food Service-Bonus Bucks | $145,158.00 | | $145,158.00 |
| 505570 | Food Service-Flex Bucks | $558,763.00 | | $558,763.00 |
| 505580 | Food Service-Cash Sales | $1,151,192.00 | | $1,151,192.00 |
| 505630 | Parking Lot Hourly Fee | $30,000.00 | | $30,000.00 |
| 505660 | Advertising Income | $5,000.00 | | $5,000.00 |
| 505730 | NC-Ticket Sales | $30,000.00 | | $30,000.00 |
| 505750 | Parking Permits/Fees | $1,421,937.00 | | $1,421,937.00 |
| 505760 | Parking Fines | $420,000.00 | | $420,000.00 |
| 505790 | Food Service-Catering Revenue | $36,000.00 | | $36,000.00 |
| 505810 | Sales-Confections | $405,178.00 | | $405,178.00 |
| 505950 | Sales-Gifts | $620,000.00 | | $620,000.00 |
| 506000 | NC-Fire & Medic Chargeback | $20,500.00 | | $20,500.00 |
| 506010 | NC-Ushers Chargeback | $24,000.00 | | $24,000.00 |
| 506020 | NC-Ticket Takers Chargeback | $22,000.00 | | $22,000.00 |
| 506030 | NC-Technical Crew Chargeback | $54,000.00 | | $54,000.00 |
| 506040 | NC-Stage Hands Chargeback | $228,000.00 | | $228,000.00 |
| 506050 | NC-Housekeeping Chargeback | $21,000.00 | | $21,000.00 |
| 506080 | NC-Inside Security Chargeback | $43,000.00 | | $43,000.00 |
| 506100 | NC-WSU Police Chargeback | $14,361.00 | | $14,361.00 |
| 506110 | NC-WSU Maintenance Chargeback | $16,250.00 | | $16,250.00 |
| 506200 | NC-Advertising Chargeback | $113,000.00 | | $113,000.00 |
| 507130 | Ticketmaster Incentive | $90,000.00 | | $90,000.00 |
| 507150 | Commissions Income | $647,760.83 | | $647,760.83 |
| 507170 | Handling Fee Income | $6,585.00 | | $6,585.00 |
| 507300 | Interest & Dividend Income | $35,000.00 | | $35,000.00 |
| 507350 | Miscellaneous Income | $884,630.00 | | $884,630.00 |
| 507450 | Rental Income | $653,335.00 | | $653,335.00 |
| Total Revenue | | $12,373,722.81 | | $12,373,722.81 |

Report Package: Operating Ledger
report created by: Cats

Dec 4, 2007 3:15:40 PM

# BUDGET REPORT

Organization: BF
VP-Business & Fiscal Affairs

Report Name: Budget Report by Account

Fiscal Year: 2007-08

| ACCOUNT | ACCOUNT_DESC | Revenue Dollars | Expense Dollars | Net Contribution |
|---|---|---|---|---|
| 610000 | Unclassified-Estimated Budget Pool | | $1,504.00 | ($1,504.00) |
| 611100 | Unclassified-Contract | | $5,179,941.60 | ($5,179,941.60) |
| 611109 | Unclassified-Vacancy Credit BgtPool | | $34,616.00 | ($34,616.00) |
| 611150 | Unclassified-Retirees | | $1,718.63 | ($1,718.63) |
| 611500 | Graduate Assistants | | $25,584.13 | ($25,584.13) |
| 612000 | Classified-Budget Pool | | $6,953,538.46 | ($6,953,538.46) |
| 612109 | Classified-Vacancy Credit BP | | $10,265.00 | ($10,265.00) |
| 612200 | NonExempt Unclassified Hourly | | $47,514.14 | ($47,514.14) |
| 613000 | Classified-Overtime Budget Pool | | $152,103.00 | ($152,103.00) |
| 613700 | Classified-Shift Differential | | $46,040.00 | ($46,040.00) |
| 616000 | Student Wages-Budget Pool | | $371,153.00 | ($371,153.00) |
| **Total Personnel Services** | | | **$12,823,977.96** | **($12,823,977.96)** |
| 621000 | Estimated Benefit Raise Budget Pool | | $1,400.77 | ($1,400.77) |
| 621100 | Staff Benefits-Unclassified | | $2,005,023.37 | ($2,005,023.37) |
| 622100 | Staff Benefits-Classified/Exmt Hrly | | $3,235,088.75 | ($3,235,088.75) |
| 622130 | Staff Benefits-Classified-Overtime | | $92,159.00 | ($92,159.00) |
| **Total Benefits** | | | **$5,333,671.89** | **($5,333,671.89)** |
| 717000 | Budget Pool-Contracted Services | | $1,706,010.70 | ($1,706,010.70) |
| 730000 | Budget Pool-Supplies | | $912,319.96 | ($912,319.96) |
| 737930 | Cost Recovery-Supplies | | ($318,661.17) | $318,661.17 |
| 740000 | Budget Pool-Travel | | $471,251.00 | ($471,251.00) |
| 746800 | Travel-in Country | | $1,500.00 | ($1,500.00) |
| 747930 | Cost Recovery-Travel | | ($1,095,799.29) | $1,095,799.29 |
| 750000 | Budget Pool-Info & Communications | | $903,933.31 | ($903,933.31) |
| 757930 | Cost Recovery-Informatn/Communicatn | | ($2,959,106.03) | $2,959,106.03 |
| 760000 | Budget Pool-Maintenance & Repair | | $9,158,658.00 | ($9,158,658.00) |
| 770100 | Insurance | | $585,447.00 | ($585,447.00) |
| 770120 | Pre-Funded Insurance Loss | | $120,000.00 | ($120,000.00) |
| 772000 | Budget Pool-Employee Education Cost | | $7,455.00 | ($7,455.00) |
| 773000 | Budget Pool-Scholarships&Fellowshps | | $102,182.00 | ($102,182.00) |
| 773400 | Waivers-GA Academic In State | | $17,883.84 | ($17,883.84) |
| 773420 | Waivers-GA Summer In State | | $10,214.88 | ($10,214.88) |
| 774100 | Data Processing Equipmnt Use-Intrnl | | $876,013.81 | ($876,013.81) |

Report Package: Operating Ledger
report created by: Cats

Dec 4, 2007 3:15:40 PM

# BUDGET REPORT

Organization: BF
VP-Business & Fiscal Affairs

Report Name: Budget Report by Account

Fiscal Year: 2007-08

| ACCOUNT | ACCOUNT_DESC | Revenue Dollars | Expense Dollars | Net Contribution |
|---|---|---|---|---|
| 775000 | Budget Pool-Equipment Rental Charge | | $265,850.64 | ($265,850.64) |
| 775400 | Other Equipment Rent-External | | ($527.48) | $527.48 |
| 777000 | Budget Pool-Other Miscellaneous | | $2,178,680.49 | ($2,178,680.49) |
| 780000 | Budget Pool-Purchased for Resale | | $8,057,230.00 | ($8,057,230.00) |
| 793000 | Budget Pool-Building | | ($48,000.00) | $48,000.00 |
| 794000 | Budget Pool-Capital Equipment | | $12,750.00 | ($12,750.00) |
| **Total Operation** | | | **$20,965,286.66** | **($20,965,286.66)** |
| 878300 | Plant O&M Cost Allocatn Aux-Debit | | $1,352,596.49 | ($1,352,596.49) |
| 878700 | Indirect Costs Aux-Debit | | $412,513.00 | ($412,513.00) |
| 879300 | Plant O&M Cost Allocatn E&G-Debit | | $118,333.24 | ($118,333.24) |
| 879800 | Debt Payment-MT-Debit | | $924,622.79 | ($924,622.79) |
| 879840 | Renewal & Replacement-Debit | | $579,060.12 | ($579,060.12) |
| 879870 | Auxiliary Support/Trsf-Credit | | ($1,194,688.89) | $1,194,688.89 |
| 879880 | Earning Support/Trsf-Debit | | $989,553.58 | ($989,553.58) |
| 879890 | Earning Support/Trsf-Credit | | ($1,878,078.56) | $1,878,078.56 |
| **Total Transfers** | | | **$1,303,911.77** | **($1,303,911.77)** |
| **Net Contribution (use) of Unallocated General: BF** | | **$12,373,722.81** | **$40,426,848.28** | **($28,053,125.47)** |

Report Package: Operating Ledger
report created by: Cats

Dec 4, 2007 3:15:40 PM

# BUDGET REPORT

Organization: BF5

Report Name: Budget Report by Account

VP-Business & Fiscal Affairs Admin

Fiscal Year: 2007-08

| ACCOUNT | ACCOUNT_DESC | Revenue Dollars | Expense Dollars | Net Contribution |
|---|---|---|---|---|
| 611100 | Unclassified-Contract | | $208,523.36 | ($208,523.36) |
| 612000 | Classified-Budget Pool | | $20,787.01 | ($20,787.01) |
| **Total Personnel Services** | | | **$229,310.37** | **($229,310.37)** |
| 621100 | Staff Benefits-Unclassified | | $80,072.97 | ($80,072.97) |
| 622100 | Staff Benefits-Classified/Exmt Hrly | | $9,665.84 | ($9,665.84) |
| **Total Benefits** | | | **$89,738.81** | **($89,738.81)** |
| 717000 | Budget Pool-Contracted Services | | $6,000.00 | ($6,000.00) |
| 730000 | Budget Pool-Supplies | | $2,500.00 | ($2,500.00) |
| 740000 | Budget Pool-Travel | | $15,061.00 | ($15,061.00) |
| 750000 | Budget Pool-Info & Communications | | $11,160.00 | ($11,160.00) |
| 760000 | Budget Pool-Maintenance & Repair | | $500.00 | ($500.00) |
| 774100 | Data Processing Equipmnt Use-Intrnl | | $20,241.98 | ($20,241.98) |
| 777000 | Budget Pool-Other Miscellaneous | | $1,055,646.00 | ($1,055,646.00) |
| **Total Operation** | | | **$1,111,108.98** | **($1,111,108.98)** |
| 879880 | Earning Support/Trsf-Debit | | $939,553.58 | ($939,553.58) |
| **Total Transfers** | | | **$939,553.58** | **($939,553.58)** |
| **Net Contribution (use) of Unallocated General: BF5** | | | **$2,369,711.74** | **($2,369,711.74)** |

Report Package: Operating Ledger

report created by: Cats

Dec 4, 2007 3:17:30 PM

# BUDGET REPORT

Organization: VPBF

Report Name: Budget Report by Account

VP-Business & Fiscal Affairs Admin

Fiscal Year: 2007-08

| ACCOUNT | ACCOUNT_DESC | Revenue Dollars | Expense Dollars | Net Contribution |
|---|---|---|---|---|
| 611100 | Unclassified-Contract | | $208,523.36 | ($208,523.36) |
| 612000 | Classified-Budget Pool | | $20,787.01 | ($20,787.01) |
| **Total Personnel Services** | | | **$229,310.37** | **($229,310.37)** |
| 621100 | Staff Benefits-Unclassified | | $80,072.97 | ($80,072.97) |
| 622100 | Staff Benefits-Classified/Exmt Hrly | | $9,665.84 | ($9,665.84) |
| **Total Benefits** | | | **$89,738.81** | **($89,738.81)** |
| 717000 | Budget Pool-Contracted Services | | $6,000.00 | ($6,000.00) |
| 730000 | Budget Pool-Supplies | | $2,500.00 | ($2,500.00) |
| 740000 | Budget Pool-Travel | | $15,061.00 | ($15,061.00) |
| 750000 | Budget Pool-Info & Communications | | $11,160.00 | ($11,160.00) |
| 760000 | Budget Pool-Maintenance & Repair | | $500.00 | ($500.00) |
| 774100 | Data Processing Equipmnt Use-Intrnl | | $20,241.98 | ($20,241.98) |
| 777000 | Budget Pool-Other Miscellaneous | | $1,055,646.00 | ($1,055,646.00) |
| **Total Operation** | | | **$1,111,108.98** | **($1,111,108.98)** |
| 879880 | Earning Support/Trsf-Debit | | $939,553.58 | ($939,553.58) |
| **Total Transfers** | | | **$939,553.58** | **($939,553.58)** |
| **Net Contribution (use) of Unallocated General: VPBF** | | | **$2,369,711.74** | **($2,369,711.74)** |

Report Package: Operating Ledger

report created by: Cats

Dec 4, 2007 3:36:33 PM

# BUDGET REPORT

Organization: VPBFA
VP-Business & Fiscal Affairs Admin

Report Name: Budget Report by Account

Fiscal Year: 2007-08

| ACCOUNT | ACCOUNT_DESC | Revenue Dollars | Expense Dollars | Net Contribution |
|---|---|---|---|---|
| 611100 | Unclassified-Contract | | $208,523.36 | ($208,523.36) |
| 612000 | Classified-Budget Pool | | $20,787.01 | ($20,787.01) |
| **Total Personnel Services** | | | **$229,310.37** | **($229,310.37)** |
| 621100 | Staff Benefits-Unclassified | | $80,072.97 | ($80,072.97) |
| 622100 | Staff Benefits-Classified/Exmt Hrly | | $9,665.84 | ($9,665.84) |
| **Total Benefits** | | | **$89,738.81** | **($89,738.81)** |
| 717000 | Budget Pool-Contracted Services | | $6,000.00 | ($6,000.00) |
| 730000 | Budget Pool-Supplies | | $2,500.00 | ($2,500.00) |
| 740000 | Budget Pool-Travel | | $15,061.00 | ($15,061.00) |
| 750000 | Budget Pool-Info & Communications | | $11,160.00 | ($11,160.00) |
| 760000 | Budget Pool-Maintenance & Repair | | $500.00 | ($500.00) |
| 774100 | Data Processing Equipmnt Use-Intrnl | | $20,241.98 | ($20,241.98) |
| 777000 | Budget Pool-Other Miscellaneous | | $1,055,646.00 | ($1,055,646.00) |
| **Total Operation** | | | **$1,111,108.98** | **($1,111,108.98)** |
| 879880 | Earning Support/Trsf-Debit | | $939,553.58 | ($939,553.58) |
| **Total Transfers** | | | **$939,553.58** | **($939,553.58)** |
| **Net Contribution (use) of Unallocated General: VPBFA** | | | **$2,369,711.74** | **($2,369,711.74)** |

Report Package: Operating Ledger
report created by: Cats

Dec 4, 2007 3:39:05 PM

# BUDGET REPORT

Organization: VPBFA5
VP-Business & Fiscal Affairs Admin

Report Name: Budget Report by Account

Fiscal Year: 2007-08

| ACCOUNT | ACCOUNT_DESC | Revenue Dollars | Expense Dollars | Net Contribution |
|---|---|---|---|---|
| 611100 | Unclassified-Contract | | $208,523.36 | ($208,523.36) |
| 612000 | Classified-Budget Pool | | $20,787.01 | ($20,787.01) |
| **Total Personnel Services** | | | **$229,310.37** | **($229,310.37)** |
| 621100 | Staff Benefits-Unclassified | | $80,072.97 | ($80,072.97) |
| 622100 | Staff Benefits-Classified/Exmt Hrly | | $9,665.84 | ($9,665.84) |
| **Total Benefits** | | | **$89,738.81** | **($89,738.81)** |
| 717000 | Budget Pool-Contracted Services | | $6,000.00 | ($6,000.00) |
| 730000 | Budget Pool-Supplies | | $2,500.00 | ($2,500.00) |
| 740000 | Budget Pool-Travel | | $15,061.00 | ($15,061.00) |
| 750000 | Budget Pool-Info & Communications | | $11,160.00 | ($11,160.00) |
| 760000 | Budget Pool-Maintenance & Repair | | $500.00 | ($500.00) |
| 774100 | Data Processing Equipmnt Use-Intrnl | | $20,241.98 | ($20,241.98) |
| 777000 | Budget Pool-Other Miscellaneous | | $1,055,646.00 | ($1,055,646.00) |
| **Total Operation** | | | **$1,111,108.98** | **($1,111,108.98)** |
| 879880 | Earning Support/Trsf-Debit | | $939,553.58 | ($939,553.58) |
| **Total Transfers** | | | **$939,553.58** | **($939,553.58)** |
| **Net Contribution (use) of Unallocated General: VPBFA5** | | | **$2,369,711.74** | **($2,369,711.74)** |

Report Package: Operating Ledger
report created by: Cats

Dec 4, 2007 3:40:50 PM

# BUDGET REPORT

Organization: 215000
Vice President-Busnss & Fscl Affrs

Report Name: Budget Report by Account

Fiscal Year: 2007-08

| ACCOUNT | ACCOUNT_DESC | Revenue Dollars | Expense Dollars | Net Contribution |
|---|---|---|---|---|
| 611100 | Unclassified-Contract | | $208,523.36 | ($208,523.36) |
| 612000 | Classified-Budget Pool | | $20,787.01 | ($20,787.01) |
| **Total Personnel Services** | | | **$229,310.37** | **($229,310.37)** |
| 621100 | Staff Benefits-Unclassified | | $80,072.97 | ($80,072.97) |
| 622100 | Staff Benefits-Classified/Exmt Hrly | | $9,665.84 | ($9,665.84) |
| **Total Benefits** | | | **$89,738.81** | **($89,738.81)** |
| 717000 | Budget Pool-Contracted Services | | $6,000.00 | ($6,000.00) |
| 730000 | Budget Pool-Supplies | | $2,500.00 | ($2,500.00) |
| 740000 | Budget Pool-Travel | | $15,061.00 | ($15,061.00) |
| 750000 | Budget Pool-Info & Communications | | $11,160.00 | ($11,160.00) |
| 760000 | Budget Pool-Maintenance & Repair | | $500.00 | ($500.00) |
| 774100 | Data Processing Equipmnt Use-Intrnl | | $20,241.98 | ($20,241.98) |
| 777000 | Budget Pool-Other Miscellaneous | | $181,265.00 | ($181,265.00) |
| **Total Operation** | | | **$236,727.98** | **($236,727.98)** |
| **Net Contribution (use) of Unallocated General: 215000** | | | **$555,777.16** | **($555,777.16)** |

Report Package: Operating Ledger
report created by: Cats

Dec 4, 2007 3:42:57 PM

# BUDGET REPORT

Organization: 215003
Special Projects-Busnss & Fscl Affr

Report Name: Budget Report by Account

Fiscal Year: 2007-08

| ACCOUNT | ACCOUNT_DESC | Revenue Dollars | Expense Dollars | Net Contribution |
|---|---|---|---|---|
| 777000 | Budget Pool-Other Miscellaneous | | $874,381.00 | ($874,381.00) |
| Total Operation | | | **$874,381.00** | **($874,381.00)** |
| Net Contribution (use) of Unallocated General: 215003 | | | **$874,381.00** | **($874,381.00)** |

Report Package: Operating Ledger
report created by: Cats

Dec 4, 2007 3:42:57 PM

# BUDGET REPORT

Organization: 215005

Earnings Support-Busnss & Fsc Affrs

Report Name: Budget Report by Account

Fiscal Year: 2007-08

| ACCOUNT | ACCOUNT_DESC | Revenue Dollars | Expense Dollars | Net Contribution |
|---|---|---|---|---|
| 879880 | Earning Support/Trsf-Debit | | $939,553.58 | ($939,553.58) |
| Total Transfers | | | **$939,553.58** | **($939,553.58)** |
| Net Contribution (use) of Unallocated General: 215005 | | | **$939,553.58** | **($939,553.58)** |

Report Package: Operating Ledger

report created by: Cats

Dec 4, 2007 3:42:57 PM

# BUDGET REPORT

Organization: BPR

Report Name: Budget Report by Account

Budget Planning & Resource Analysis

Fiscal Year: 2007-08

| ACCOUNT | ACCOUNT_DESC | Revenue Dollars | Expense Dollars | Net Contribution |
|---|---|---|---|---|
| 611100 | Unclassified-Contract | | $995,657.07 | ($995,657.07) |
| 611150 | Unclassified-Retirees | | $1,718.63 | ($1,718.63) |
| 612000 | Classified-Budget Pool | | $28,844.27 | ($28,844.27) |
| 616000 | Student Wages-Budget Pool | | $14,518.00 | ($14,518.00) |
| **Total Personnel Services** | | | **$1,040,737.97** | **($1,040,737.97)** |
| 621100 | Staff Benefits-Unclassified | | $382,590.11 | ($382,590.11) |
| 622100 | Staff Benefits-Classified/Exmt Hrly | | $13,412.59 | ($13,412.59) |
| **Total Benefits** | | | **$396,002.70** | **($396,002.70)** |
| 717000 | Budget Pool-Contracted Services | | $55,500.00 | ($55,500.00) |
| 730000 | Budget Pool-Supplies | | $71,100.00 | ($71,100.00) |
| 740000 | Budget Pool-Travel | | $34,850.00 | ($34,850.00) |
| 750000 | Budget Pool-Info & Communications | | $19,918.00 | ($19,918.00) |
| 760000 | Budget Pool-Maintenance & Repair | | $890.00 | ($890.00) |
| 770100 | Insurance | | $545,447.00 | ($545,447.00) |
| 770120 | Pre-Funded Insurance Loss | | $120,000.00 | ($120,000.00) |
| 773000 | Budget Pool-Scholarships&Fellowshps | | $102,182.00 | ($102,182.00) |
| 774100 | Data Processing Equipmnt Use-Intrnl | | $129,715.78 | ($129,715.78) |
| 775000 | Budget Pool-Equipment Rental Charge | | $2,114.00 | ($2,114.00) |
| 777000 | Budget Pool-Other Miscellaneous | | $99,520.00 | ($99,520.00) |
| **Total Operation** | | | **$1,181,236.78** | **($1,181,236.78)** |
| 879840 | Renewal & Replacement-Debit | | $26,508.00 | ($26,508.00) |
| **Total Transfers** | | | **$26,508.00** | **($26,508.00)** |
| **Net Contribution (use) of Unallocated General: BPR** | | | **$2,644,485.45** | **($2,644,485.45)** |

Report Package: Operating Ledger
report created by: Cats

Dec 4, 2007 3:17:30 PM

# BUDGET REPORT

Organization: BPR5

Report Name: Budget Report by Account

Budget Planning & Resource Analysis

Fiscal Year: 2007-08

| ACCOUNT | ACCOUNT_DESC | Revenue Dollars | Expense Dollars | Net Contribution |
|---|---|---|---|---|
| 611100 | Unclassified-Contract | | $995,657.07 | ($995,657.07) |
| 611150 | Unclassified-Retirees | | $1,718.63 | ($1,718.63) |
| 612000 | Classified-Budget Pool | | $28,844.27 | ($28,844.27) |
| 616000 | Student Wages-Budget Pool | | $14,518.00 | ($14,518.00) |
| **Total Personnel Services** | | | **$1,040,737.97** | **($1,040,737.97)** |
| 621100 | Staff Benefits-Unclassified | | $382,590.11 | ($382,590.11) |
| 622100 | Staff Benefits-Classified/Exmt Hrly | | $13,412.59 | ($13,412.59) |
| **Total Benefits** | | | **$396,002.70** | **($396,002.70)** |
| 717000 | Budget Pool-Contracted Services | | $55,500.00 | ($55,500.00) |
| 730000 | Budget Pool-Supplies | | $71,100.00 | ($71,100.00) |
| 740000 | Budget Pool-Travel | | $34,850.00 | ($34,850.00) |
| 750000 | Budget Pool-Info & Communications | | $19,918.00 | ($19,918.00) |
| 760000 | Budget Pool-Maintenance & Repair | | $890.00 | ($890.00) |
| 770100 | Insurance | | $545,447.00 | ($545,447.00) |
| 770120 | Pre-Funded Insurance Loss | | $120,000.00 | ($120,000.00) |
| 773000 | Budget Pool-Scholarships&Fellowshps | | $102,182.00 | ($102,182.00) |
| 774100 | Data Processing Equipmnt Use-Intrnl | | $129,715.78 | ($129,715.78) |
| 775000 | Budget Pool-Equipment Rental Charge | | $2,114.00 | ($2,114.00) |
| 777000 | Budget Pool-Other Miscellaneous | | $99,520.00 | ($99,520.00) |
| **Total Operation** | | | **$1,181,236.78** | **($1,181,236.78)** |
| 879840 | Renewal & Replacement-Debit | | $26,508.00 | ($26,508.00) |
| **Total Transfers** | | | **$26,508.00** | **($26,508.00)** |
| **Net Contribution (use) of Unallocated General: BPR5** | | | **$2,644,485.45** | **($2,644,485.45)** |

Report Package: Operating Ledger

report created by: Cats

Dec 4, 2007 3:36:33 PM

# BUDGET REPORT

Organization: BPR55

Report Name: Budget Report by Account

Budget Planning & Resource Analysis

Fiscal Year: 2007-08

| ACCOUNT | ACCOUNT_DESC | Revenue Dollars | Expense Dollars | Net Contribution |
|---|---|---|---|---|
| 611100 | Unclassified-Contract | | $995,657.07 | ($995,657.07) |
| 611150 | Unclassified-Retirees | | $1,718.63 | ($1,718.63) |
| 612000 | Classified-Budget Pool | | $28,844.27 | ($28,844.27) |
| 616000 | Student Wages-Budget Pool | | $14,518.00 | ($14,518.00) |
| **Total Personnel Services** | | | **$1,040,737.97** | **($1,040,737.97)** |
| 621100 | Staff Benefits-Unclassified | | $382,590.11 | ($382,590.11) |
| 622100 | Staff Benefits-Classified/Exmt Hrly | | $13,412.59 | ($13,412.59) |
| **Total Benefits** | | | **$396,002.70** | **($396,002.70)** |
| 717000 | Budget Pool-Contracted Services | | $55,500.00 | ($55,500.00) |
| 730000 | Budget Pool-Supplies | | $71,100.00 | ($71,100.00) |
| 740000 | Budget Pool-Travel | | $34,850.00 | ($34,850.00) |
| 750000 | Budget Pool-Info & Communications | | $19,918.00 | ($19,918.00) |
| 760000 | Budget Pool-Maintenance & Repair | | $890.00 | ($890.00) |
| 770100 | Insurance | | $545,447.00 | ($545,447.00) |
| 770120 | Pre-Funded Insurance Loss | | $120,000.00 | ($120,000.00) |
| 773000 | Budget Pool-Scholarships&Fellowshps | | $102,182.00 | ($102,182.00) |
| 774100 | Data Processing Equipmnt Use-Intrnl | | $129,715.78 | ($129,715.78) |
| 775000 | Budget Pool-Equipment Rental Charge | | $2,114.00 | ($2,114.00) |
| 777000 | Budget Pool-Other Miscellaneous | | $99,520.00 | ($99,520.00) |
| **Total Operation** | | | **$1,181,236.78** | **($1,181,236.78)** |
| 879840 | Renewal & Replacement-Debit | | $26,508.00 | ($26,508.00) |
| **Total Transfers** | | | **$26,508.00** | **($26,508.00)** |
| **Net Contribution (use) of Unallocated General: BPR55** | | | **$2,644,485.45** | **($2,644,485.45)** |

Report Package: Operating Ledger

report created by: Cats

Dec 4, 2007 3:39:05 PM

# BUDGET REPORT

Organization: BPR555

Report Name: Budget Report by Account

Budget Planning & Resource Analysis

Fiscal Year: 2007-08

| ACCOUNT | ACCOUNT_DESC | Revenue Dollars | Expense Dollars | Net Contribution |
|---|---|---|---|---|
| 611100 | Unclassified-Contract | | $995,657.07 | ($995,657.07) |
| 611150 | Unclassified-Retirees | | $1,718.63 | ($1,718.63) |
| 612000 | Classified-Budget Pool | | $28,241.27 | ($28,241.27) |
| 616000 | Student Wages-Budget Pool | | $14,518.00 | ($14,518.00) |
| **Total Personnel Services** | | | **$1,040,134.97** | **($1,040,134.97)** |
| 621100 | Staff Benefits-Unclassified | | $382,590.11 | ($382,590.11) |
| 622100 | Staff Benefits-Classified/Exmt Hrly | | $13,132.19 | ($13,132.19) |
| **Total Benefits** | | | **$395,722.30** | **($395,722.30)** |
| 730000 | Budget Pool-Supplies | | $71,100.00 | ($71,100.00) |
| 740000 | Budget Pool-Travel | | $28,500.00 | ($28,500.00) |
| 750000 | Budget Pool-Info & Communications | | $18,818.00 | ($18,818.00) |
| 760000 | Budget Pool-Maintenance & Repair | | $890.00 | ($890.00) |
| 774100 | Data Processing Equipmnt Use-Intrnl | | $129,715.78 | ($129,715.78) |
| 775000 | Budget Pool-Equipment Rental Charge | | $2,114.00 | ($2,114.00) |
| **Total Operation** | | | **$251,137.78** | **($251,137.78)** |
| **Net Contribution (use) of Unallocated General: BPR555** | | | **$1,686,995.05** | **($1,686,995.05)** |

Report Package: Operating Ledger

report created by: Cats

Dec 4, 2007 3:40:50 PM

# BUDGET REPORT

Organization: 215020

Report Name: Budget Report by Account

Budget Planning & Resource Analysis

Fiscal Year: 2007-08

| ACCOUNT | ACCOUNT_DESC | Revenue Dollars | Expense Dollars | Net Contribution |
|---|---|---|---|---|
| 611100 | Unclassified-Contract | | $995,657.07 | ($995,657.07) |
| 611150 | Unclassified-Retirees | | $1,718.63 | ($1,718.63) |
| 612000 | Classified-Budget Pool | | $28,241.27 | ($28,241.27) |
| 616000 | Student Wages-Budget Pool | | $14,518.00 | ($14,518.00) |
| **Total Personnel Services** | | | **$1,040,134.97** | **($1,040,134.97)** |
| 621100 | Staff Benefits-Unclassified | | $382,590.11 | ($382,590.11) |
| 622100 | Staff Benefits-Classified/Exmt Hrly | | $13,132.19 | ($13,132.19) |
| **Total Benefits** | | | **$395,722.30** | **($395,722.30)** |
| 730000 | Budget Pool-Supplies | | $71,100.00 | ($71,100.00) |
| 740000 | Budget Pool-Travel | | $28,500.00 | ($28,500.00) |
| 750000 | Budget Pool-Info & Communications | | $18,818.00 | ($18,818.00) |
| 760000 | Budget Pool-Maintenance & Repair | | $890.00 | ($890.00) |
| 774100 | Data Processing Equipmnt Use-Intrnl | | $129,715.78 | ($129,715.78) |
| 775000 | Budget Pool-Equipment Rental Charge | | $2,114.00 | ($2,114.00) |
| **Total Operation** | | | **$251,137.78** | **($251,137.78)** |
| **Net Contribution (use) of Unallocated General: 215020** | | | **$1,686,995.05** | **($1,686,995.05)** |

Report Package: Operating Ledger

report created by: Cats

Dec 4, 2007 3:42:57 PM

# BUDGET REPORT

Organization: MNU555
Mini University

Report Name: Budget Report by Account

Fiscal Year: 2007-08

| ACCOUNT | ACCOUNT_DESC | Revenue Dollars | Expense Dollars | Net Contribution |
|---|---|---|---|---|
| 612000 | Classified-Budget Pool | | $603.00 | ($603.00) |
| **Total Personnel Services** | | | **$603.00** | **($603.00)** |
| 622100 | Staff Benefits-Classified/Exmt Hrly | | $280.40 | ($280.40) |
| **Total Benefits** | | | **$280.40** | **($280.40)** |
| 773000 | Budget Pool-Scholarships&Fellowshps | | $102,182.00 | ($102,182.00) |
| **Total Operation** | | | **$102,182.00** | **($102,182.00)** |
| 879840 | Renewal & Replacement-Debit | | $26,508.00 | ($26,508.00) |
| **Total Transfers** | | | **$26,508.00** | **($26,508.00)** |
| **Net Contribution (use) of Unallocated General: MNU555** | | | **$129,573.40** | **($129,573.40)** |

# BUDGET REPORT

Organization: 215200

Report Name: Budget Report by Account

Awards to Stdts for MiniU Childcare

Fiscal Year: 2007-08

| ACCOUNT | ACCOUNT_DESC | Revenue Dollars | Expense Dollars | Net Contribution |
|---|---|---|---|---|
| 612000 | Classified-Budget Pool | | $603.00 | ($603.00) |
| **Total Personnel Services** | | | **$603.00** | **($603.00)** |
| 622100 | Staff Benefits-Classified/Exmt Hrly | | $280.40 | ($280.40) |
| **Total Benefits** | | | **$280.40** | **($280.40)** |
| 773000 | Budget Pool-Scholarships&Fellowshps | | $102,182.00 | ($102,182.00) |
| **Total Operation** | | | **$102,182.00** | **($102,182.00)** |
| **Net Contribution (use) of Unallocated General: 215200** | | | **$103,065.40** | **($103,065.40)** |

Report Package: Operating Ledger
report created by: Cats

Dec 4, 2007 3:42:57 PM

# BUDGET REPORT

Organization: 215203

Report Name: Budget Report by Account

Miniu Trsr to R&R/Unexpended Plant

Fiscal Year: 2007-08

| ACCOUNT | ACCOUNT_DESC | Revenue Dollars | Expense Dollars | Net Contribution |
|---|---|---|---|---|
| 879840 | Renewal & Replacement-Debit | | $26,508.00 | ($26,508.00) |
| Total Transfers | | | **$26,508.00** | **($26,508.00)** |
| Net Contribution (use) of Unallocated General: 215203 | | | **$26,508.00** | **($26,508.00)** |

Report Package: Operating Ledger

report created by: Cats

Dec 4, 2007 3:42:57 PM

# BUDGET REPORT

Organization: NLB555
Liability Insurance

Report Name: Budget Report by Account

Fiscal Year: 2007-08

| ACCOUNT | ACCOUNT_DESC | Revenue Dollars | Expense Dollars | Net Contribution |
|---|---|---|---|---|
| 717000 | Budget Pool-Contracted Services | | $45,000.00 | ($45,000.00) |
| 740000 | Budget Pool-Travel | | $6,150.00 | ($6,150.00) |
| 750000 | Budget Pool-Info & Communications | | $1,000.00 | ($1,000.00) |
| 770100 | Insurance | | $266,947.00 | ($266,947.00) |
| 770120 | Pre-Funded Insurance Loss | | $60,000.00 | ($60,000.00) |
| 777000 | Budget Pool-Other Miscellaneous | | $99,520.00 | ($99,520.00) |
| Total Operation | | | $478,617.00 | ($478,617.00) |
| Net Contribution (use) of Unallocated General: NLB555 | | | $478,617.00 | ($478,617.00) |

Report Package: Operating Ledger
report created by: Cats

Dec 4, 2007 3:40:50 PM

# BUDGET REPORT

Organization: 215025
Casualty Insurance

Report Name: Budget Report by Account

Fiscal Year: 2007-08

| ACCOUNT | ACCOUNT_DESC | Revenue Dollars | Expense Dollars | Net Contribution |
|---|---|---|---|---|
| 717000 | Budget Pool-Contracted Services | | $45,000.00 | ($45,000.00) |
| 740000 | Budget Pool-Travel | | $6,150.00 | ($6,150.00) |
| 750000 | Budget Pool-Info & Communications | | $1,000.00 | ($1,000.00) |
| 770100 | Insurance | | $266,947.00 | ($266,947.00) |
| 770120 | Pre-Funded Insurance Loss | | $60,000.00 | ($60,000.00) |
| Total Operation | | | $379,097.00 | ($379,097.00) |
| Net Contribution (use) of Unallocated General: 215025 | | | $379,097.00 | ($379,097.00) |

Report Package: Operating Ledger
report created by: Cats

Dec 4, 2007 3:42:57 PM

# BUDGET REPORT

Organization: 215027
Emergency Management

Report Name: Budget Report by Account

Fiscal Year: 2007-08

| ACCOUNT | ACCOUNT_DESC | Revenue Dollars | Expense Dollars | Net Contribution |
|---|---|---|---|---|
| 777000 | Budget Pool-Other Miscellaneous | | $85,000.00 | ($85,000.00) |
| Total Operation | | | **$85,000.00** | **($85,000.00)** |
| Net Contribution (use) of Unallocated General: 215027 | | | **$85,000.00** | **($85,000.00)** |

Report Package: Operating Ledger
report created by: Cats

Dec 4, 2007 3:42:57 PM

# BUDGET REPORT

Organization: 215028

Report Name: Budget Report by Account

Automated External Debrillator Prog

Fiscal Year: 2007-08

| ACCOUNT | ACCOUNT_DESC | Revenue Dollars | Expense Dollars | Net Contribution |
|---|---|---|---|---|
| 777000 | Budget Pool-Other Miscellaneous | | $14,520.00 | ($14,520.00) |
| Total Operation | | | **$14,520.00** | **($14,520.00)** |
| Net Contribution (use) of Unallocated General: 215028 | | | **$14,520.00** | **($14,520.00)** |

Report Package: Operating Ledger

report created by: Cats

Dec 4, 2007 3:42:57 PM

# BUDGET REPORT

Organization: NPR555
Property Insurance

Report Name: Budget Report by Account

Fiscal Year: 2007-08

| ACCOUNT | ACCOUNT_DESC | Revenue Dollars | Expense Dollars | Net Contribution |
|---|---|---|---|---|
| 717000 | Budget Pool-Contracted Services | | $10,500.00 | ($10,500.00) |
| 740000 | Budget Pool-Travel | | $200.00 | ($200.00) |
| 750000 | Budget Pool-Info & Communications | | $100.00 | ($100.00) |
| 770100 | Insurance | | $278,500.00 | ($278,500.00) |
| 770120 | Pre-Funded Insurance Loss | | $60,000.00 | ($60,000.00) |
| Total Operation | | | **$349,300.00** | **($349,300.00)** |
| Net Contribution (use) of Unallocated General: NPR555 | | | **$349,300.00** | **($349,300.00)** |

Report Package: Operating Ledger
report created by: Cats

Dec 4, 2007 3:40:50 PM

# BUDGET REPORT

Organization: 215024
Property Insurance

Report Name: Budget Report by Account

Fiscal Year: 2007-08

| ACCOUNT | ACCOUNT_DESC | Revenue Dollars | Expense Dollars | Net Contribution |
|---|---|---|---|---|
| 717000 | Budget Pool-Contracted Services | | $10,500.00 | ($10,500.00) |
| 740000 | Budget Pool-Travel | | $200.00 | ($200.00) |
| 750000 | Budget Pool-Info & Communications | | $100.00 | ($100.00) |
| 770100 | Insurance | | $278,500.00 | ($278,500.00) |
| 770120 | Pre-Funded Insurance Loss | | $60,000.00 | ($60,000.00) |
| Total Operation | | | **$349,300.00** | **($349,300.00)** |
| Net Contribution (use) of Unallocated General: 215024 | | | **$349,300.00** | **($349,300.00)** |

Report Package: Operating Ledger
report created by: Cats

Dec 4, 2007 3:42:57 PM

# BUDGET REPORT

Organization: BSV
Business Services

Report Name: Budget Report by Account

Fiscal Year: 2007-08

| ACCOUNT | ACCOUNT_DESC | Revenue Dollars | Expense Dollars | Net Contribution |
|---|---|---|---|---|
| 505250 | Departmental Sales & Service | $548,663.44 | | $548,663.44 |
| 505320 | Photocopying Income | $36,000.00 | | $36,000.00 |
| 505550 | Food Service-Dining Dollars | $2,827,341.98 | | $2,827,341.98 |
| 505560 | Food Service-Bonus Bucks | $145,158.00 | | $145,158.00 |
| 505570 | Food Service-Flex Bucks | $558,763.00 | | $558,763.00 |
| 505580 | Food Service-Cash Sales | $1,151,192.00 | | $1,151,192.00 |
| 507150 | Commissions Income | $550,562.83 | | $550,562.83 |
| 507350 | Miscellaneous Income | $582,511.00 | | $582,511.00 |
| **Total Revenue** | | **$6,400,192.25** | | **$6,400,192.25** |
| 611100 | Unclassified-Contract | | $787,428.29 | ($787,428.29) |
| 611109 | Unclassified-Vacancy Credit BgtPool | | $20,581.00 | ($20,581.00) |
| 612000 | Classified-Budget Pool | | $811,470.89 | ($811,470.89) |
| 613000 | Classified-Overtime Budget Pool | | $2,500.00 | ($2,500.00) |
| 616000 | Student Wages-Budget Pool | | $87,179.00 | ($87,179.00) |
| **Total Personnel Services** | | | **$1,709,159.18** | **($1,709,159.18)** |
| 621000 | Estimated Benefit Raise Budget Pool | | $883.77 | ($883.77) |
| 621100 | Staff Benefits-Unclassified | | $301,488.37 | ($301,488.37) |
| 622100 | Staff Benefits-Classified/Exmt Hrly | | $377,333.99 | ($377,333.99) |
| 622130 | Staff Benefits-Classified-Overtime | | $1,162.50 | ($1,162.50) |
| **Total Benefits** | | | **$680,868.63** | **($680,868.63)** |
| 717000 | Budget Pool-Contracted Services | | $8,272.00 | ($8,272.00) |
| 730000 | Budget Pool-Supplies | | $83,994.96 | ($83,994.96) |
| 737930 | Cost Recovery-Supplies | | ($318,661.17) | $318,661.17 |
| 740000 | Budget Pool-Travel | | $39,700.00 | ($39,700.00) |
| 747930 | Cost Recovery-Travel | | ($660,531.00) | $660,531.00 |
| 750000 | Budget Pool-Info & Communications | | $189,716.61 | ($189,716.61) |
| 757930 | Cost Recovery-Informatn/Communicatn | | ($2,901,342.03) | $2,901,342.03 |
| 760000 | Budget Pool-Maintenance & Repair | | $335,355.00 | ($335,355.00) |
| 774100 | Data Processing Equipmnt Use-Intrnl | | $156,537.74 | ($156,537.74) |
| 775000 | Budget Pool-Equipment Rental Charge | | $192,160.00 | ($192,160.00) |
| 777000 | Budget Pool-Other Miscellaneous | | $86,314.86 | ($86,314.86) |
| 780000 | Budget Pool-Purchased for Resale | | $7,069,730.00 | ($7,069,730.00) |
| 794000 | Budget Pool-Capital Equipment | | $3,000.00 | ($3,000.00) |

Report Package: Operating Ledger
report created by: Cats

Dec 4, 2007 3:17:30 PM

# BUDGET REPORT

Organization: BSV
Business Services

Report Name: Budget Report by Account

Fiscal Year: 2007-08

| ACCOUNT | ACCOUNT_DESC | Revenue Dollars | Expense Dollars | Net Contribution |
|---|---|---|---|---|
| Total Operation | | | $4,284,246.97 | ($4,284,246.97) |
| 878300 | Plant O&M Cost Allocatn Aux-Debit | | $460,334.17 | ($460,334.17) |
| 878700 | Indirect Costs Aux-Debit | | $160,309.00 | ($160,309.00) |
| 879300 | Plant O&M Cost Allocatn E&G-Debit | | $118,333.24 | ($118,333.24) |
| 879800 | Debt Payment-MT-Debit | | $539,446.79 | ($539,446.79) |
| 879840 | Renewal & Replacement-Debit | | $336,708.12 | ($336,708.12) |
| 879870 | Auxiliary Support/Trsf-Credit | | ($223,010.79) | $223,010.79 |
| 879890 | Earning Support/Trsf-Credit | | ($775,129.83) | $775,129.83 |
| Total Transfers | | | $616,990.70 | ($616,990.70) |
| Net Contribution (use) of Unallocated General: BSV | | $6,400,192.25 | $7,291,265.48 | ($891,073.23) |

Report Package: Operating Ledger
report created by: Cats

Dec 4, 2007 3:17:30 PM

# BUDGET REPORT

Organization: BSV5
Business Services

Report Name: Budget Report by Account

Fiscal Year: 2007-08

| ACCOUNT | ACCOUNT_DESC | Revenue Dollars | Expense Dollars | Net Contribution |
|---|---|---|---|---|
| 505250 | Departmental Sales & Service | $548,663.44 | | $548,663.44 |
| 505320 | Photocopying Income | $36,000.00 | | $36,000.00 |
| 505550 | Food Service-Dining Dollars | $2,827,341.98 | | $2,827,341.98 |
| 505560 | Food Service-Bonus Bucks | $145,158.00 | | $145,158.00 |
| 505570 | Food Service-Flex Bucks | $558,763.00 | | $558,763.00 |
| 505580 | Food Service-Cash Sales | $1,151,192.00 | | $1,151,192.00 |
| 507150 | Commissions Income | $550,562.83 | | $550,562.83 |
| 507350 | Miscellaneous Income | $582,511.00 | | $582,511.00 |
| **Total Revenue** | | **$6,400,192.25** | | **$6,400,192.25** |
| 611100 | Unclassified-Contract | | $787,428.29 | ($787,428.29) |
| 611109 | Unclassified-Vacancy Credit BgtPool | | $20,581.00 | ($20,581.00) |
| 612000 | Classified-Budget Pool | | $811,470.89 | ($811,470.89) |
| 613000 | Classified-Overtime Budget Pool | | $2,500.00 | ($2,500.00) |
| 616000 | Student Wages-Budget Pool | | $87,179.00 | ($87,179.00) |
| **Total Personnel Services** | | | **$1,709,159.18** | **($1,709,159.18)** |
| 621000 | Estimated Benefit Raise Budget Pool | | $883.77 | ($883.77) |
| 621100 | Staff Benefits-Unclassified | | $301,488.37 | ($301,488.37) |
| 622100 | Staff Benefits-Classified/Exmt Hrly | | $377,333.99 | ($377,333.99) |
| 622130 | Staff Benefits-Classified-Overtime | | $1,162.50 | ($1,162.50) |
| **Total Benefits** | | | **$680,868.63** | **($680,868.63)** |
| 717000 | Budget Pool-Contracted Services | | $8,272.00 | ($8,272.00) |
| 730000 | Budget Pool-Supplies | | $83,994.96 | ($83,994.96) |
| 737930 | Cost Recovery-Supplies | | ($318,661.17) | $318,661.17 |
| 740000 | Budget Pool-Travel | | $39,700.00 | ($39,700.00) |
| 747930 | Cost Recovery-Travel | | ($660,531.00) | $660,531.00 |
| 750000 | Budget Pool-Info & Communications | | $189,716.61 | ($189,716.61) |
| 757930 | Cost Recovery-Informatn/Communicatn | | ($2,901,342.03) | $2,901,342.03 |
| 760000 | Budget Pool-Maintenance & Repair | | $335,355.00 | ($335,355.00) |
| 774100 | Data Processing Equipmnt Use-Intrnl | | $156,537.74 | ($156,537.74) |
| 775000 | Budget Pool-Equipment Rental Charge | | $192,160.00 | ($192,160.00) |
| 777000 | Budget Pool-Other Miscellaneous | | $86,314.86 | ($86,314.86) |
| 780000 | Budget Pool-Purchased for Resale | | $7,069,730.00 | ($7,069,730.00) |
| 794000 | Budget Pool-Capital Equipment | | $3,000.00 | ($3,000.00) |

Report Package: Operating Ledger
report created by: Cats

Dec 4, 2007 3:36:33 PM

# BUDGET REPORT

Organization: BSV5
Business Services

Report Name: Budget Report by Account

Fiscal Year: 2007-08

| ACCOUNT | ACCOUNT_DESC | Revenue Dollars | Expense Dollars | Net Contribution |
|---|---|---|---|---|
| Total Operation | | | **$4,284,246.97** | **($4,284,246.97)** |
| 878300 | Plant O&M Cost Allocatn Aux-Debit | | $460,334.17 | ($460,334.17) |
| 878700 | Indirect Costs Aux-Debit | | $160,309.00 | ($160,309.00) |
| 879300 | Plant O&M Cost Allocatn E&G-Debit | | $118,333.24 | ($118,333.24) |
| 879800 | Debt Payment-MT-Debit | | $539,446.79 | ($539,446.79) |
| 879840 | Renewal & Replacement-Debit | | $336,708.12 | ($336,708.12) |
| 879870 | Auxiliary Support/Trsf-Credit | | ($223,010.79) | $223,010.79 |
| 879890 | Earning Support/Trsf-Credit | | ($775,129.83) | $775,129.83 |
| Total Transfers | | | **$616,990.70** | **($616,990.70)** |
| Net Contribution (use) of Unallocated General: BSV5 | | **$6,400,192.25** | **$7,291,265.48** | **($891,073.23)** |

Report Package: Operating Ledger
report created by: Cats

Dec 4, 2007 3:36:33 PM

# BUDGET REPORT

Organization: BSV555
Business Services Admin

Report Name: Budget Report by Account

Fiscal Year: 2007-08

| ACCOUNT | ACCOUNT_DESC | Revenue Dollars | Expense Dollars | Net Contribution |
|---|---|---|---|---|
| 611100 | Unclassified-Contract | | $11,898.05 | ($11,898.05) |
| 612000 | Classified-Budget Pool | | $16,353.42 | ($16,353.42) |
| **Total Personnel Services** | | | **$28,251.47** | **($28,251.47)** |
| 621100 | Staff Benefits-Unclassified | | $4,568.84 | ($4,568.84) |
| 622100 | Staff Benefits-Classified/Exmt Hrly | | $7,604.37 | ($7,604.37) |
| **Total Benefits** | | | **$12,173.21** | **($12,173.21)** |
| 730000 | Budget Pool-Supplies | | $2,400.00 | ($2,400.00) |
| 740000 | Budget Pool-Travel | | $5,000.00 | ($5,000.00) |
| 750000 | Budget Pool-Info & Communications | | $5,266.00 | ($5,266.00) |
| 760000 | Budget Pool-Maintenance & Repair | | $1,000.00 | ($1,000.00) |
| 774100 | Data Processing Equipmnt Use-Intrnl | | $11,328.08 | ($11,328.08) |
| 777000 | Budget Pool-Other Miscellaneous | | $29,851.00 | ($29,851.00) |
| **Total Operation** | | | **$54,845.08** | **($54,845.08)** |
| **Net Contribution (use) of Unallocated General: BSV555** | | | **$95,269.76** | **($95,269.76)** |

Report Package: Operating Ledger
report created by: Cats

Dec 4, 2007 3:40:50 PM

# BUDGET REPORT

Organization: 215130
Director-Business Services

Report Name: Budget Report by Account

Fiscal Year: 2007-08

| ACCOUNT | ACCOUNT_DESC | Revenue Dollars | Expense Dollars | Net Contribution |
|---|---|---|---|---|
| 611100 | Unclassified-Contract | | $11,898.05 | ($11,898.05) |
| 612000 | Classified-Budget Pool | | $16,353.42 | ($16,353.42) |
| **Total Personnel Services** | | | **$28,251.47** | **($28,251.47)** |
| 621100 | Staff Benefits-Unclassified | | $4,568.84 | ($4,568.84) |
| 622100 | Staff Benefits-Classified/Exmt Hrly | | $7,604.37 | ($7,604.37) |
| **Total Benefits** | | | **$12,173.21** | **($12,173.21)** |
| 730000 | Budget Pool-Supplies | | $2,400.00 | ($2,400.00) |
| 740000 | Budget Pool-Travel | | $5,000.00 | ($5,000.00) |
| 750000 | Budget Pool-Info & Communications | | $5,266.00 | ($5,266.00) |
| 760000 | Budget Pool-Maintenance & Repair | | $1,000.00 | ($1,000.00) |
| 774100 | Data Processing Equipmnt Use-Intrnl | | $11,328.08 | ($11,328.08) |
| 777000 | Budget Pool-Other Miscellaneous | | $29,851.00 | ($29,851.00) |
| **Total Operation** | | | **$54,845.08** | **($54,845.08)** |
| **Net Contribution (use) of Unallocated General: 215130** | | | **$95,269.76** | **($95,269.76)** |

Report Package: Operating Ledger
report created by: Cats

Dec 4, 2007 3:42:57 PM

# BUDGET REPORT

Organization: FDS55
Food Service

Report Name: Budget Report by Account

Fiscal Year: 2007-08

| ACCOUNT | ACCOUNT_DESC | Revenue Dollars | Expense Dollars | Net Contribution |
|---|---|---|---|---|
| 505250 | Departmental Sales & Service | $310,178.00 | | $310,178.00 |
| 505550 | Food Service-Dining Dollars | $2,827,341.98 | | $2,827,341.98 |
| 505560 | Food Service-Bonus Bucks | $145,158.00 | | $145,158.00 |
| 505570 | Food Service-Flex Bucks | $558,763.00 | | $558,763.00 |
| 505580 | Food Service-Cash Sales | $1,151,192.00 | | $1,151,192.00 |
| 507150 | Commissions Income | $82,801.00 | | $82,801.00 |
| 507350 | Miscellaneous Income | $582,511.00 | | $582,511.00 |
| **Total Revenue** | | **$5,657,944.98** | | **$5,657,944.98** |
| 611100 | Unclassified-Contract | | $45,278.57 | ($45,278.57) |
| **Total Personnel Services** | | | **$45,278.57** | **($45,278.57)** |
| 621100 | Staff Benefits-Unclassified | | $17,386.66 | ($17,386.66) |
| **Total Benefits** | | | **$17,386.66** | **($17,386.66)** |
| 717000 | Budget Pool-Contracted Services | | $571.00 | ($571.00) |
| 730000 | Budget Pool-Supplies | | $15,894.96 | ($15,894.96) |
| 740000 | Budget Pool-Travel | | $4,000.00 | ($4,000.00) |
| 747930 | Cost Recovery-Travel | | ($660,531.00) | $660,531.00 |
| 750000 | Budget Pool-Info & Communications | | $10,300.00 | ($10,300.00) |
| 760000 | Budget Pool-Maintenance & Repair | | $112,100.00 | ($112,100.00) |
| 774100 | Data Processing Equipmnt Use-Intrnl | | $142.43 | ($142.43) |
| 777000 | Budget Pool-Other Miscellaneous | | $20,000.00 | ($20,000.00) |
| 780000 | Budget Pool-Purchased for Resale | | $5,202,730.00 | ($5,202,730.00) |
| **Total Operation** | | | **$4,705,207.39** | **($4,705,207.39)** |
| 878300 | Plant O&M Cost Allocatn Aux-Debit | | $304,009.21 | ($304,009.21) |
| 878700 | Indirect Costs Aux-Debit | | $149,627.00 | ($149,627.00) |
| 879800 | Debt Payment-MT-Debit | | $539,446.79 | ($539,446.79) |
| 879840 | Renewal & Replacement-Debit | | $120,000.00 | ($120,000.00) |
| 879870 | Auxiliary Support/Trsf-Credit | | ($223,010.79) | $223,010.79 |
| **Total Transfers** | | | **$890,072.21** | **($890,072.21)** |
| **Net Contribution (use) of Unallocated General: FDS55** | | **$5,657,944.98** | **$5,657,944.83** | **$0.15** |

Report Package: Operating Ledger
report created by: Cats

Dec 4, 2007 3:39:05 PM

# BUDGET REPORT

Organization: FDS555
Food Service

Report Name: Budget Report by Account

Fiscal Year: 2007-08

| ACCOUNT | ACCOUNT_DESC | Revenue Dollars | Expense Dollars | Net Contribution |
|---|---|---|---|---|
| 505250 | Departmental Sales & Service | $310,178.00 | | $310,178.00 |
| 505550 | Food Service-Dining Dollars | $2,827,341.98 | | $2,827,341.98 |
| 505560 | Food Service-Bonus Bucks | $145,158.00 | | $145,158.00 |
| 505570 | Food Service-Flex Bucks | $558,763.00 | | $558,763.00 |
| 505580 | Food Service-Cash Sales | $1,151,192.00 | | $1,151,192.00 |
| 507150 | Commissions Income | $82,801.00 | | $82,801.00 |
| 507350 | Miscellaneous Income | $582,511.00 | | $582,511.00 |
| **Total Revenue** | | **$5,657,944.98** | | **$5,657,944.98** |
| 611100 | Unclassified-Contract | | $45,278.57 | ($45,278.57) |
| **Total Personnel Services** | | | **$45,278.57** | **($45,278.57)** |
| 621100 | Staff Benefits-Unclassified | | $17,386.66 | ($17,386.66) |
| **Total Benefits** | | | **$17,386.66** | **($17,386.66)** |
| 717000 | Budget Pool-Contracted Services | | $571.00 | ($571.00) |
| 730000 | Budget Pool-Supplies | | $15,894.96 | ($15,894.96) |
| 740000 | Budget Pool-Travel | | $4,000.00 | ($4,000.00) |
| 747930 | Cost Recovery-Travel | | ($660,531.00) | $660,531.00 |
| 750000 | Budget Pool-Info & Communications | | $10,300.00 | ($10,300.00) |
| 760000 | Budget Pool-Maintenance & Repair | | $112,100.00 | ($112,100.00) |
| 774100 | Data Processing Equipmnt Use-Intrnl | | $142.43 | ($142.43) |
| 777000 | Budget Pool-Other Miscellaneous | | $20,000.00 | ($20,000.00) |
| 780000 | Budget Pool-Purchased for Resale | | $5,202,730.00 | ($5,202,730.00) |
| **Total Operation** | | | **$4,705,207.39** | **($4,705,207.39)** |
| 878300 | Plant O&M Cost Allocatn Aux-Debit | | $304,009.21 | ($304,009.21) |
| 878700 | Indirect Costs Aux-Debit | | $149,627.00 | ($149,627.00) |
| 879800 | Debt Payment-MT-Debit | | $539,446.79 | ($539,446.79) |
| 879840 | Renewal & Replacement-Debit | | $120,000.00 | ($120,000.00) |
| 879870 | Auxiliary Support/Trsf-Credit | | ($223,010.79) | $223,010.79 |
| **Total Transfers** | | | **$890,072.21** | **($890,072.21)** |
| **Net Contribution (use) of Unallocated General: FDS555** | | **$5,657,944.98** | **$5,657,944.83** | **$0.15** |

Report Package: Operating Ledger
report created by: Cats

Dec 4, 2007 3:40:50 PM

# BUDGET REPORT

Organization: 441000
Food Service-Administration

Report Name: Budget Report by Account

Fiscal Year: 2007-08

| ACCOUNT | ACCOUNT_DESC | Revenue Dollars | Expense Dollars | Net Contribution |
|---|---|---|---|---|
| 507350 | Miscellaneous Income | $582,511.00 | | $582,511.00 |
| **Total Revenue** | | **$582,511.00** | | **$582,511.00** |
| 611100 | Unclassified-Contract | | $45,278.57 | ($45,278.57) |
| **Total Personnel Services** | | | **$45,278.57** | **($45,278.57)** |
| 621100 | Staff Benefits-Unclassified | | $17,386.66 | ($17,386.66) |
| **Total Benefits** | | | **$17,386.66** | **($17,386.66)** |
| 717000 | Budget Pool-Contracted Services | | $571.00 | ($571.00) |
| 730000 | Budget Pool-Supplies | | $3,546.29 | ($3,546.29) |
| 740000 | Budget Pool-Travel | | $4,000.00 | ($4,000.00) |
| 750000 | Budget Pool-Info & Communications | | $8,755.00 | ($8,755.00) |
| 774100 | Data Processing Equipmnt Use-Intrnl | | $142.43 | ($142.43) |
| 777000 | Budget Pool-Other Miscellaneous | | $20,000.00 | ($20,000.00) |
| **Total Operation** | | | **$37,014.72** | **($37,014.72)** |
| 878300 | Plant O&M Cost Allocatn Aux-Debit | | $19,569.00 | ($19,569.00) |
| 878700 | Indirect Costs Aux-Debit | | $149,627.00 | ($149,627.00) |
| 879800 | Debt Payment-MT-Debit | | $539,446.79 | ($539,446.79) |
| 879870 | Auxiliary Support/Trsf-Credit | | ($223,010.79) | $223,010.79 |
| **Total Transfers** | | | **$485,632.00** | **($485,632.00)** |
| **Net Contribution (use) of Unallocated General: 441000** | | **$582,511.00** | **$585,311.95** | **($2,800.95)** |

Report Package: Operating Ledger
report created by: Cats

Dec 4, 2007 3:42:57 PM

# BUDGET REPORT

Organization: 441025
Food Service-The Hangar

Report Name: Budget Report by Account

Fiscal Year: 2007-08

| ACCOUNT | ACCOUNT_DESC | Revenue Dollars | Expense Dollars | Net Contribution |
|---|---|---|---|---|
| 505550 | Food Service-Dining Dollars | $876,476.00 | | $876,476.00 |
| 505560 | Food Service-Bonus Bucks | $52,256.88 | | $52,256.88 |
| 505570 | Food Service-Flex Bucks | $279,381.50 | | $279,381.50 |
| 505580 | Food Service-Cash Sales | $598,619.84 | | $598,619.84 |
| **Total Revenue** | | **$1,806,734.22** | | **$1,806,734.22** |
| 730000 | Budget Pool-Supplies | | $2,060.00 | ($2,060.00) |
| 750000 | Budget Pool-Info & Communications | | $515.00 | ($515.00) |
| 760000 | Budget Pool-Maintenance & Repair | | $29,870.00 | ($29,870.00) |
| 780000 | Budget Pool-Purchased for Resale | | $1,481,522.00 | ($1,481,522.00) |
| **Total Operation** | | | **$1,513,967.00** | **($1,513,967.00)** |
| 878300 | Plant O&M Cost Allocatn Aux-Debit | | $107,992.07 | ($107,992.07) |
| 879840 | Renewal & Replacement-Debit | | $31,250.00 | ($31,250.00) |
| **Total Transfers** | | | **$139,242.07** | **($139,242.07)** |
| **Net Contribution (use) of Unallocated General: 441025** | | **$1,806,734.22** | **$1,653,209.07** | **$153,525.15** |

Report Package: Operating Ledger
report created by: Cats

Dec 4, 2007 3:42:57 PM

# BUDGET REPORT

Organization: 441030
Food Service-Union Market

Report Name: Budget Report by Account

Fiscal Year: 2007-08

| ACCOUNT | ACCOUNT_DESC | Revenue Dollars | Expense Dollars | Net Contribution |
|---|---|---|---|---|
| 505550 | Food Service-Dining Dollars | $904,749.44 | | $904,749.44 |
| 505560 | Food Service-Bonus Bucks | $68,224.26 | | $68,224.26 |
| 505570 | Food Service-Flex Bucks | $234,680.46 | | $234,680.46 |
| 505580 | Food Service-Cash Sales | $471,988.72 | | $471,988.72 |
| **Total Revenue** | | **$1,679,642.88** | | **$1,679,642.88** |
| 730000 | Budget Pool-Supplies | | $9,258.67 | ($9,258.67) |
| 750000 | Budget Pool-Info & Communications | | $1,030.00 | ($1,030.00) |
| 760000 | Budget Pool-Maintenance & Repair | | $31,930.00 | ($31,930.00) |
| 780000 | Budget Pool-Purchased for Resale | | $2,354,774.00 | ($2,354,774.00) |
| **Total Operation** | | | **$2,396,992.67** | **($2,396,992.67)** |
| 878300 | Plant O&M Cost Allocatn Aux-Debit | | $176,448.14 | ($176,448.14) |
| 879840 | Renewal & Replacement-Debit | | $88,750.00 | ($88,750.00) |
| **Total Transfers** | | | **$265,198.14** | **($265,198.14)** |
| **Net Contribution (use) of Unallocated General: 441030** | | **$1,679,642.88** | **$2,662,190.81** | **($982,547.93)** |

Report Package: Operating Ledger
report created by: Cats

Dec 4, 2007 3:42:57 PM

# BUDGET REPORT

Organization: 441033
Food Service-Wright Cup

Report Name: Budget Report by Account

Fiscal Year: 2007-08

| ACCOUNT | ACCOUNT_DESC | Revenue Dollars | Expense Dollars | Net Contribution |
|---|---|---|---|---|
| 505550 | Food Service-Dining Dollars | $56,546.84 | | $56,546.84 |
| 505560 | Food Service-Bonus Bucks | $4,354.74 | | $4,354.74 |
| 505570 | Food Service-Flex Bucks | $16,762.89 | | $16,762.89 |
| 505580 | Food Service-Cash Sales | $57,559.60 | | $57,559.60 |
| Total Revenue | | **$135,224.07** | | **$135,224.07** |
| 780000 | Budget Pool-Purchased for Resale | | $108,179.00 | ($108,179.00) |
| Total Operation | | | **$108,179.00** | **($108,179.00)** |
| Net Contribution (use) of Unallocated General: 441033 | | **$135,224.07** | **$108,179.00** | **$27,045.07** |

Report Package: Operating Ledger
report created by: Cats

Dec 4, 2007 3:42:57 PM

# BUDGET REPORT

Organization: 441035
Food Service-Land Strip

Report Name: Budget Report by Account

Fiscal Year: 2007-08

| ACCOUNT | ACCOUNT_DESC | Revenue Dollars | Expense Dollars | Net Contribution |
|---|---|---|---|---|
| 507150 | Commissions Income | $82,801.00 | | $82,801.00 |
| Total Revenue | | **$82,801.00** | | **$82,801.00** |
| Net Contribution (use) of Unallocated General: 441035 | | **$82,801.00** | | **$82,801.00** |

Report Package: Operating Ledger
report created by: Cats

Dec 4, 2007 3:42:57 PM

# BUDGET REPORT

Organization: 441040
Food Service-C-Store Honors

Report Name: Budget Report by Account

Fiscal Year: 2007-08

| ACCOUNT | ACCOUNT_DESC | Revenue Dollars | Expense Dollars | Net Contribution |
|---|---|---|---|---|
| 505550 | Food Service-Dining Dollars | $989,569.70 | | $989,569.70 |
| 505560 | Food Service-Bonus Bucks | $20,322.12 | | $20,322.12 |
| 505570 | Food Service-Flex Bucks | $27,938.15 | | $27,938.15 |
| 505580 | Food Service-Cash Sales | $23,023.84 | | $23,023.84 |
| Total Revenue | | **$1,060,853.81** | | **$1,060,853.81** |
| 730000 | Budget Pool-Supplies | | $1,030.00 | ($1,030.00) |
| 760000 | Budget Pool-Maintenance & Repair | | $50,300.00 | ($50,300.00) |
| 780000 | Budget Pool-Purchased for Resale | | $615,295.00 | ($615,295.00) |
| Total Operation | | | **$666,625.00** | **($666,625.00)** |
| Net Contribution (use) of Unallocated General: 441040 | | **$1,060,853.81** | **$666,625.00** | **$394,228.81** |

Report Package: Operating Ledger
report created by: Cats

Dec 4, 2007 3:42:57 PM

# BUDGET REPORT

Organization: 441060
Food Service-Catering

Report Name: Budget Report by Account

Fiscal Year: 2007-08

| ACCOUNT | ACCOUNT_DESC | Revenue Dollars | Expense Dollars | Net Contribution |
|---|---|---|---|---|
| 505250 | Departmental Sales & Service | $50,000.00 | | $50,000.00 |
| **Total Revenue** | | **$50,000.00** | | **$50,000.00** |
| 747930 | Cost Recovery-Travel | | ($610,531.00) | $610,531.00 |
| 780000 | Budget Pool-Purchased for Resale | | $642,960.00 | ($642,960.00) |
| **Total Operation** | | | **$32,429.00** | **($32,429.00)** |
| **Net Contribution (use) of Unallocated General: 441060** | | **$50,000.00** | **$32,429.00** | **$17,571.00** |

Report Package: Operating Ledger
report created by: Cats

Dec 4, 2007 3:42:57 PM

# BUDGET REPORT

Organization: 441065
Food Service-Summer Programs

Report Name: Budget Report by Account

Fiscal Year: 2007-08

| ACCOUNT | ACCOUNT_DESC | Revenue Dollars | Expense Dollars | Net Contribution |
|---|---|---|---|---|
| 505250 | Departmental Sales & Service | $260,178.00 | | $260,178.00 |
| **Total Revenue** | | **$260,178.00** | | **$260,178.00** |
| 747930 | Cost Recovery-Travel | | ($50,000.00) | $50,000.00 |
| **Total Operation** | | | **($50,000.00)** | **$50,000.00** |
| **Net Contribution (use) of Unallocated General: 441065** | | **$260,178.00** | **($50,000.00)** | **$310,178.00** |

Report Package: Operating Ledger
report created by: Cats

Dec 4, 2007 3:42:57 PM

# BUDGET REPORT

Organization: LBS55
Laboratory Store

Report Name: Budget Report by Account

Fiscal Year: 2007-08

| ACCOUNT | ACCOUNT_DESC | Revenue Dollars | Expense Dollars | Net Contribution |
|---|---|---|---|---|
| 612000 | Classified-Budget Pool | | $31,004.00 | ($31,004.00) |
| 616000 | Student Wages-Budget Pool | | $6,400.00 | ($6,400.00) |
| **Total Personnel Services** | | | **$37,404.00** | **($37,404.00)** |
| 622100 | Staff Benefits-Classified/Exmt Hrly | | $14,416.86 | ($14,416.86) |
| **Total Benefits** | | | **$14,416.86** | **($14,416.86)** |
| 730000 | Budget Pool-Supplies | | $2,700.00 | ($2,700.00) |
| 737930 | Cost Recovery-Supplies | | ($134,000.00) | $134,000.00 |
| 750000 | Budget Pool-Info & Communications | | $1,166.00 | ($1,166.00) |
| 760000 | Budget Pool-Maintenance & Repair | | $1,000.00 | ($1,000.00) |
| 774100 | Data Processing Equipmnt Use-Intrnl | | $9,285.31 | ($9,285.31) |
| 780000 | Budget Pool-Purchased for Resale | | $134,000.00 | ($134,000.00) |
| **Total Operation** | | | **$14,151.31** | **($14,151.31)** |
| 879890 | Earning Support/Trsf-Credit | | ($67,367.79) | $67,367.79 |
| **Total Transfers** | | | **($67,367.79)** | **$67,367.79** |
| **Net Contribution (use) of Unallocated General: LBS55** | | | **($1,395.62)** | **$1,395.62** |

Report Package: Operating Ledger
report created by: Cats

Dec 4, 2007 3:39:05 PM

# BUDGET REPORT

Organization: LBS555
Laboratory Store

Report Name: Budget Report by Account

Fiscal Year: 2007-08

| ACCOUNT | ACCOUNT_DESC | Revenue Dollars | Expense Dollars | Net Contribution |
|---|---|---|---|---|
| 612000 | Classified-Budget Pool | | $31,004.00 | ($31,004.00) |
| 616000 | Student Wages-Budget Pool | | $6,400.00 | ($6,400.00) |
| **Total Personnel Services** | | | **$37,404.00** | **($37,404.00)** |
| 622100 | Staff Benefits-Classified/Exmt Hrly | | $14,416.86 | ($14,416.86) |
| **Total Benefits** | | | **$14,416.86** | **($14,416.86)** |
| 730000 | Budget Pool-Supplies | | $2,700.00 | ($2,700.00) |
| 737930 | Cost Recovery-Supplies | | ($134,000.00) | $134,000.00 |
| 750000 | Budget Pool-Info & Communications | | $1,166.00 | ($1,166.00) |
| 760000 | Budget Pool-Maintenance & Repair | | $1,000.00 | ($1,000.00) |
| 774100 | Data Processing Equipmnt Use-Intrnl | | $9,285.31 | ($9,285.31) |
| 780000 | Budget Pool-Purchased for Resale | | $134,000.00 | ($134,000.00) |
| **Total Operation** | | | **$14,151.31** | **($14,151.31)** |
| 879890 | Earning Support/Trsf-Credit | | ($67,367.79) | $67,367.79 |
| **Total Transfers** | | | **($67,367.79)** | **$67,367.79** |
| **Net Contribution (use) of Unallocated General: LBS555** | | | **($1,395.62)** | **$1,395.62** |

Report Package: Operating Ledger
report created by: Cats

Dec 4, 2007 3:40:50 PM

# BUDGET REPORT

Organization: 215140
R/E Laboratory Store

Report Name: Budget Report by Account

Fiscal Year: 2007-08

| ACCOUNT | ACCOUNT_DESC | Revenue Dollars | Expense Dollars | Net Contribution |
|---|---|---|---|---|
| 612000 | Classified-Budget Pool | | $31,004.00 | ($31,004.00) |
| 616000 | Student Wages-Budget Pool | | $6,400.00 | ($6,400.00) |
| **Total Personnel Services** | | | **$37,404.00** | **($37,404.00)** |
| 622100 | Staff Benefits-Classified/Exmt Hrly | | $14,416.86 | ($14,416.86) |
| **Total Benefits** | | | **$14,416.86** | **($14,416.86)** |
| 730000 | Budget Pool-Supplies | | $2,700.00 | ($2,700.00) |
| 737930 | Cost Recovery-Supplies | | ($134,000.00) | $134,000.00 |
| 750000 | Budget Pool-Info & Communications | | $1,166.00 | ($1,166.00) |
| 760000 | Budget Pool-Maintenance & Repair | | $1,000.00 | ($1,000.00) |
| 774100 | Data Processing Equipmnt Use-Intrnl | | $9,285.31 | ($9,285.31) |
| 780000 | Budget Pool-Purchased for Resale | | $134,000.00 | ($134,000.00) |
| **Total Operation** | | | **$14,151.31** | **($14,151.31)** |
| 879890 | Earning Support/Trsf-Credit | | ($67,367.79) | $67,367.79 |
| **Total Transfers** | | | **($67,367.79)** | **$67,367.79** |
| **Net Contribution (use) of Unallocated General: 215140** | | | **($1,395.62)** | **$1,395.62** |

Report Package: Operating Ledger
report created by: Cats

Dec 4, 2007 3:42:57 PM

# BUDGET REPORT

Organization: MCB55
Main Campus Bookstore

Report Name: Budget Report by Account

Fiscal Year: 2007-08

| ACCOUNT | ACCOUNT_DESC | Revenue Dollars | Expense Dollars | Net Contribution |
|---|---|---|---|---|
| 507150 | Commissions Income | $467,761.83 | | $467,761.83 |
| **Total Revenue** | | **$467,761.83** | | **$467,761.83** |
| 611100 | Unclassified-Contract | | $61,995.00 | ($61,995.00) |
| **Total Personnel Services** | | | **$61,995.00** | **($61,995.00)** |
| 621100 | Staff Benefits-Unclassified | | $23,806.08 | ($23,806.08) |
| **Total Benefits** | | | **$23,806.08** | **($23,806.08)** |
| 730000 | Budget Pool-Supplies | | $500.00 | ($500.00) |
| 740000 | Budget Pool-Travel | | $1,500.00 | ($1,500.00) |
| 750000 | Budget Pool-Info & Communications | | $1,000.00 | ($1,000.00) |
| 760000 | Budget Pool-Maintenance & Repair | | $1,000.00 | ($1,000.00) |
| 774100 | Data Processing Equipmnt Use-Intrnl | | $7,706.81 | ($7,706.81) |
| 777000 | Budget Pool-Other Miscellaneous | | ($461.14) | $461.14 |
| **Total Operation** | | | **$11,245.67** | **($11,245.67)** |
| 878300 | Plant O&M Cost Allocatn Aux-Debit | | $156,324.96 | ($156,324.96) |
| 878700 | Indirect Costs Aux-Debit | | $10,682.00 | ($10,682.00) |
| 879840 | Renewal & Replacement-Debit | | $203,708.12 | ($203,708.12) |
| **Total Transfers** | | | **$370,715.08** | **($370,715.08)** |
| **Net Contribution (use) of Unallocated General: MCB55** | | **$467,761.83** | **$467,761.83** | **$0.00** |

Report Package: Operating Ledger
report created by: Cats

Dec 4, 2007 3:39:05 PM

# BUDGET REPORT

Organization: MCB555
Main Campus Bookstore

Report Name: Budget Report by Account

Fiscal Year: 2007-08

| ACCOUNT | ACCOUNT_DESC | Revenue Dollars | Expense Dollars | Net Contribution |
|---|---|---|---|---|
| 507150 | Commissions Income | $467,761.83 | | $467,761.83 |
| **Total Revenue** | | **$467,761.83** | | **$467,761.83** |
| 611100 | Unclassified-Contract | | $61,995.00 | ($61,995.00) |
| **Total Personnel Services** | | | **$61,995.00** | **($61,995.00)** |
| 621100 | Staff Benefits-Unclassified | | $23,806.08 | ($23,806.08) |
| **Total Benefits** | | | **$23,806.08** | **($23,806.08)** |
| 730000 | Budget Pool-Supplies | | $500.00 | ($500.00) |
| 740000 | Budget Pool-Travel | | $1,500.00 | ($1,500.00) |
| 750000 | Budget Pool-Info & Communications | | $1,000.00 | ($1,000.00) |
| 760000 | Budget Pool-Maintenance & Repair | | $1,000.00 | ($1,000.00) |
| 774100 | Data Processing Equipmnt Use-Intrnl | | $7,706.81 | ($7,706.81) |
| 777000 | Budget Pool-Other Miscellaneous | | ($461.14) | $461.14 |
| **Total Operation** | | | **$11,245.67** | **($11,245.67)** |
| 878300 | Plant O&M Cost Allocatn Aux-Debit | | $156,324.96 | ($156,324.96) |
| 878700 | Indirect Costs Aux-Debit | | $10,682.00 | ($10,682.00) |
| 879840 | Renewal & Replacement-Debit | | $203,708.12 | ($203,708.12) |
| **Total Transfers** | | | **$370,715.08** | **($370,715.08)** |
| **Net Contribution (use) of Unallocated General: MCB555** | | **$467,761.83** | **$467,761.83** | **$0.00** |

Report Package: Operating Ledger
report created by: Cats

Dec 4, 2007 3:40:50 PM

# BUDGET REPORT

Organization: 443000
Main Campus Bookstore

Report Name: Budget Report by Account

Fiscal Year: 2007-08

| ACCOUNT | ACCOUNT_DESC | Revenue Dollars | Expense Dollars | Net Contribution |
|---|---|---|---|---|
| 507150 | Commissions Income | $467,761.83 | | $467,761.83 |
| **Total Revenue** | | **$467,761.83** | | **$467,761.83** |
| 611100 | Unclassified-Contract | | $61,995.00 | ($61,995.00) |
| **Total Personnel Services** | | | **$61,995.00** | **($61,995.00)** |
| 621100 | Staff Benefits-Unclassified | | $23,806.08 | ($23,806.08) |
| **Total Benefits** | | | **$23,806.08** | **($23,806.08)** |
| 730000 | Budget Pool-Supplies | | $500.00 | ($500.00) |
| 740000 | Budget Pool-Travel | | $1,500.00 | ($1,500.00) |
| 750000 | Budget Pool-Info & Communications | | $1,000.00 | ($1,000.00) |
| 760000 | Budget Pool-Maintenance & Repair | | $1,000.00 | ($1,000.00) |
| 774100 | Data Processing Equipmnt Use-Intrnl | | $7,706.81 | ($7,706.81) |
| 777000 | Budget Pool-Other Miscellaneous | | ($461.14) | $461.14 |
| **Total Operation** | | | **$11,245.67** | **($11,245.67)** |
| 878300 | Plant O&M Cost Allocatn Aux-Debit | | $156,324.96 | ($156,324.96) |
| 878700 | Indirect Costs Aux-Debit | | $10,682.00 | ($10,682.00) |
| 879840 | Renewal & Replacement-Debit | | $203,708.12 | ($203,708.12) |
| **Total Transfers** | | | **$370,715.08** | **($370,715.08)** |
| **Net Contribution (use) of Unallocated General: 443000** | | **$467,761.83** | **$467,761.83** | **$0.00** |

Report Package: Operating Ledger
report created by: Cats

Dec 4, 2007 3:42:57 PM

# BUDGET REPORT

Organization: MMT55
Materials Management

Report Name: Budget Report by Account

Fiscal Year: 2007-08

| ACCOUNT | ACCOUNT_DESC | Revenue Dollars | Expense Dollars | Net Contribution |
|---|---|---|---|---|
| 505250 | Departmental Sales & Service | $30,000.00 | | $30,000.00 |
| **Total Revenue** | | **$30,000.00** | | **$30,000.00** |
| 611100 | Unclassified-Contract | | $81,375.43 | ($81,375.43) |
| 612000 | Classified-Budget Pool | | $268,141.44 | ($268,141.44) |
| 613000 | Classified-Overtime Budget Pool | | $2,500.00 | ($2,500.00) |
| 616000 | Student Wages-Budget Pool | | $25,000.00 | ($25,000.00) |
| **Total Personnel Services** | | | **$377,016.87** | **($377,016.87)** |
| 621100 | Staff Benefits-Unclassified | | $31,248.17 | ($31,248.17) |
| 622100 | Staff Benefits-Classified/Exmt Hrly | | $124,685.77 | ($124,685.77) |
| 622130 | Staff Benefits-Classified-Overtime | | $1,162.50 | ($1,162.50) |
| **Total Benefits** | | | **$157,096.44** | **($157,096.44)** |
| 730000 | Budget Pool-Supplies | | $10,000.00 | ($10,000.00) |
| 740000 | Budget Pool-Travel | | $12,200.00 | ($12,200.00) |
| 750000 | Budget Pool-Info & Communications | | $8,643.00 | ($8,643.00) |
| 757930 | Cost Recovery-Informatn/Communicatn | | ($400,000.00) | $400,000.00 |
| 760000 | Budget Pool-Maintenance & Repair | | $14,630.00 | ($14,630.00) |
| 774100 | Data Processing Equipmnt Use-Intrnl | | $23,934.69 | ($23,934.69) |
| 775000 | Budget Pool-Equipment Rental Charge | | $4,160.00 | ($4,160.00) |
| 777000 | Budget Pool-Other Miscellaneous | | $36,925.00 | ($36,925.00) |
| 780000 | Budget Pool-Purchased for Resale | | $370,000.00 | ($370,000.00) |
| 794000 | Budget Pool-Capital Equipment | | $3,000.00 | ($3,000.00) |
| **Total Operation** | | | **$83,492.69** | **($83,492.69)** |
| 879300 | Plant O&M Cost Allocatn E&G-Debit | | $23,216.65 | ($23,216.65) |
| 879840 | Renewal & Replacement-Debit | | $13,000.00 | ($13,000.00) |
| 879890 | Earning Support/Trsf-Credit | | ($647,762.04) | $647,762.04 |
| **Total Transfers** | | | **($611,545.39)** | **$611,545.39** |
| **Net Contribution (use) of Unallocated General: MMT55** | | **$30,000.00** | **$6,060.61** | **$23,939.39** |

Report Package: Operating Ledger
report created by: Cats

Dec 4, 2007 3:39:05 PM

# BUDGET REPORT

Organization: MMT555
Materials Management

Report Name: Budget Report by Account

Fiscal Year: 2007-08

| ACCOUNT | ACCOUNT_DESC | Revenue Dollars | Expense Dollars | Net Contribution |
|---|---|---|---|---|
| 505250 | Departmental Sales & Service | $30,000.00 | | $30,000.00 |
| **Total Revenue** | | **$30,000.00** | | **$30,000.00** |
| 611100 | Unclassified-Contract | | $81,375.43 | ($81,375.43) |
| 612000 | Classified-Budget Pool | | $268,141.44 | ($268,141.44) |
| 613000 | Classified-Overtime Budget Pool | | $2,500.00 | ($2,500.00) |
| 616000 | Student Wages-Budget Pool | | $25,000.00 | ($25,000.00) |
| **Total Personnel Services** | | | **$377,016.87** | **($377,016.87)** |
| 621100 | Staff Benefits-Unclassified | | $31,248.17 | ($31,248.17) |
| 622100 | Staff Benefits-Classified/Exmt Hrly | | $124,685.77 | ($124,685.77) |
| 622130 | Staff Benefits-Classified-Overtime | | $1,162.50 | ($1,162.50) |
| **Total Benefits** | | | **$157,096.44** | **($157,096.44)** |
| 730000 | Budget Pool-Supplies | | $10,000.00 | ($10,000.00) |
| 740000 | Budget Pool-Travel | | $12,200.00 | ($12,200.00) |
| 750000 | Budget Pool-Info & Communications | | $8,643.00 | ($8,643.00) |
| 757930 | Cost Recovery-Informatn/Communicatn | | ($400,000.00) | $400,000.00 |
| 760000 | Budget Pool-Maintenance & Repair | | $14,630.00 | ($14,630.00) |
| 774100 | Data Processing Equipmnt Use-Intrnl | | $23,934.69 | ($23,934.69) |
| 775000 | Budget Pool-Equipment Rental Charge | | $4,160.00 | ($4,160.00) |
| 777000 | Budget Pool-Other Miscellaneous | | $36,925.00 | ($36,925.00) |
| 780000 | Budget Pool-Purchased for Resale | | $370,000.00 | ($370,000.00) |
| 794000 | Budget Pool-Capital Equipment | | $3,000.00 | ($3,000.00) |
| **Total Operation** | | | **$83,492.69** | **($83,492.69)** |
| 879300 | Plant O&M Cost Allocatn E&G-Debit | | $23,216.65 | ($23,216.65) |
| 879840 | Renewal & Replacement-Debit | | $13,000.00 | ($13,000.00) |
| 879890 | Earning Support/Trsf-Credit | | ($647,762.04) | $647,762.04 |
| **Total Transfers** | | | **($611,545.39)** | **$611,545.39** |
| **Net Contribution (use) of Unallocated General: MMT555** | | **$30,000.00** | **$6,060.61** | **$23,939.39** |

Report Package: Operating Ledger
report created by: Cats

Dec 4, 2007 3:40:50 PM

# BUDGET REPORT

Organization: 215150
R/E Materials Management

Report Name: Budget Report by Account

Fiscal Year: 2007-08

| ACCOUNT | ACCOUNT_DESC | Revenue Dollars | Expense Dollars | Net Contribution |
|---|---|---|---|---|
| 505250 | Departmental Sales & Service | $30,000.00 | | $30,000.00 |
| **Total Revenue** | | **$30,000.00** | | **$30,000.00** |
| 611100 | Unclassified-Contract | | $81,375.43 | ($81,375.43) |
| 612000 | Classified-Budget Pool | | $268,141.44 | ($268,141.44) |
| 613000 | Classified-Overtime Budget Pool | | $2,500.00 | ($2,500.00) |
| 616000 | Student Wages-Budget Pool | | $25,000.00 | ($25,000.00) |
| **Total Personnel Services** | | | **$377,016.87** | **($377,016.87)** |
| 621100 | Staff Benefits-Unclassified | | $31,248.17 | ($31,248.17) |
| 622100 | Staff Benefits-Classified/Exmt Hrly | | $124,685.77 | ($124,685.77) |
| 622130 | Staff Benefits-Classified-Overtime | | $1,162.50 | ($1,162.50) |
| **Total Benefits** | | | **$157,096.44** | **($157,096.44)** |
| 730000 | Budget Pool-Supplies | | $10,000.00 | ($10,000.00) |
| 740000 | Budget Pool-Travel | | $12,200.00 | ($12,200.00) |
| 750000 | Budget Pool-Info & Communications | | $8,643.00 | ($8,643.00) |
| 757930 | Cost Recovery-Informatn/Communicatn | | ($400,000.00) | $400,000.00 |
| 760000 | Budget Pool-Maintenance & Repair | | $14,630.00 | ($14,630.00) |
| 774100 | Data Processing Equipmnt Use-Intrnl | | $23,934.69 | ($23,934.69) |
| 775000 | Budget Pool-Equipment Rental Charge | | $4,160.00 | ($4,160.00) |
| 777000 | Budget Pool-Other Miscellaneous | | $36,925.00 | ($36,925.00) |
| 780000 | Budget Pool-Purchased for Resale | | $370,000.00 | ($370,000.00) |
| 794000 | Budget Pool-Capital Equipment | | $3,000.00 | ($3,000.00) |
| **Total Operation** | | | **$83,492.69** | **($83,492.69)** |
| 879300 | Plant O&M Cost Allocatn E&G-Debit | | $23,216.65 | ($23,216.65) |
| 879840 | Renewal & Replacement-Debit | | $13,000.00 | ($13,000.00) |
| 879890 | Earning Support/Trsf-Credit | | ($647,762.04) | $647,762.04 |
| **Total Transfers** | | | **($611,545.39)** | **$611,545.39** |
| **Net Contribution (use) of Unallocated General: 215150** | | **$30,000.00** | **$6,060.61** | **$23,939.39** |

Report Package: Operating Ledger
report created by: Cats

Dec 4, 2007 3:42:57 PM

# BUDGET REPORT

Organization: PSV55
Printing Service

Report Name: Budget Report by Account

Fiscal Year: 2007-08

| ACCOUNT | ACCOUNT_DESC | Revenue Dollars | Expense Dollars | Net Contribution |
|---|---|---|---|---|
| 505250 | Departmental Sales & Service | $208,485.44 | | $208,485.44 |
| 505320 | Photocopying Income | $36,000.00 | | $36,000.00 |
| **Total Revenue** | | **$244,485.44** | | **$244,485.44** |
| 611100 | Unclassified-Contract | | $239,124.61 | ($239,124.61) |
| 611109 | Unclassified-Vacancy Credit BgtPool | | $20,581.00 | ($20,581.00) |
| 612000 | Classified-Budget Pool | | $447,507.26 | ($447,507.26) |
| 616000 | Student Wages-Budget Pool | | $53,400.00 | ($53,400.00) |
| **Total Personnel Services** | | | **$760,612.87** | **($760,612.87)** |
| 621000 | Estimated Benefit Raise Budget Pool | | $883.77 | ($883.77) |
| 621100 | Staff Benefits-Unclassified | | $90,940.08 | ($90,940.08) |
| 622100 | Staff Benefits-Classified/Exmt Hrly | | $208,090.87 | ($208,090.87) |
| **Total Benefits** | | | **$299,914.72** | **($299,914.72)** |
| 730000 | Budget Pool-Supplies | | $49,000.00 | ($49,000.00) |
| 737930 | Cost Recovery-Supplies | | ($184,661.17) | $184,661.17 |
| 740000 | Budget Pool-Travel | | $12,000.00 | ($12,000.00) |
| 750000 | Budget Pool-Info & Communications | | $139,953.61 | ($139,953.61) |
| 757930 | Cost Recovery-Informatn/Communicatn | | ($2,501,342.03) | $2,501,342.03 |
| 760000 | Budget Pool-Maintenance & Repair | | $182,000.00 | ($182,000.00) |
| 774100 | Data Processing Equipmnt Use-Intrnl | | $31,715.00 | ($31,715.00) |
| 775000 | Budget Pool-Equipment Rental Charge | | $188,000.00 | ($188,000.00) |
| 780000 | Budget Pool-Purchased for Resale | | $1,363,000.00 | ($1,363,000.00) |
| **Total Operation** | | | **($720,334.59)** | **$720,334.59** |
| 879300 | Plant O&M Cost Allocatn E&G-Debit | | $95,116.59 | ($95,116.59) |
| 879890 | Earning Support/Trsf-Credit | | ($60,000.00) | $60,000.00 |
| **Total Transfers** | | | **$35,116.59** | **($35,116.59)** |
| **Net Contribution (use) of Unallocated General: PSV55** | | **$244,485.44** | **$375,309.59** | **($130,824.15)** |

Report Package: Operating Ledger
report created by: Cats

Dec 4, 2007 3:39:05 PM

# BUDGET REPORT

Organization: PSV555
Printing Service

Report Name: Budget Report by Account

Fiscal Year: 2007-08

| ACCOUNT | ACCOUNT_DESC | Revenue Dollars | Expense Dollars | Net Contribution |
|---|---|---|---|---|
| 505250 | Departmental Sales & Service | $208,485.44 | | $208,485.44 |
| 505320 | Photocopying Income | $36,000.00 | | $36,000.00 |
| **Total Revenue** | | **$244,485.44** | | **$244,485.44** |
| 611100 | Unclassified-Contract | | $239,124.61 | ($239,124.61) |
| 611109 | Unclassified-Vacancy Credit BgtPool | | $20,581.00 | ($20,581.00) |
| 612000 | Classified-Budget Pool | | $447,507.26 | ($447,507.26) |
| 616000 | Student Wages-Budget Pool | | $53,400.00 | ($53,400.00) |
| **Total Personnel Services** | | | **$760,612.87** | **($760,612.87)** |
| 621000 | Estimated Benefit Raise Budget Pool | | $883.77 | ($883.77) |
| 621100 | Staff Benefits-Unclassified | | $90,940.08 | ($90,940.08) |
| 622100 | Staff Benefits-Classified/Exmt Hrly | | $208,090.87 | ($208,090.87) |
| **Total Benefits** | | | **$299,914.72** | **($299,914.72)** |
| 730000 | Budget Pool-Supplies | | $49,000.00 | ($49,000.00) |
| 737930 | Cost Recovery-Supplies | | ($184,661.17) | $184,661.17 |
| 740000 | Budget Pool-Travel | | $12,000.00 | ($12,000.00) |
| 750000 | Budget Pool-Info & Communications | | $139,953.61 | ($139,953.61) |
| 757930 | Cost Recovery-Informatn/Communicatn | | ($2,501,342.03) | $2,501,342.03 |
| 760000 | Budget Pool-Maintenance & Repair | | $182,000.00 | ($182,000.00) |
| 774100 | Data Processing Equipmnt Use-Intrnl | | $31,715.00 | ($31,715.00) |
| 775000 | Budget Pool-Equipment Rental Charge | | $188,000.00 | ($188,000.00) |
| 780000 | Budget Pool-Purchased for Resale | | $1,363,000.00 | ($1,363,000.00) |
| **Total Operation** | | | **($720,334.59)** | **$720,334.59** |
| 879300 | Plant O&M Cost Allocatn E&G-Debit | | $95,116.59 | ($95,116.59) |
| 879890 | Earning Support/Trsf-Credit | | ($60,000.00) | $60,000.00 |
| **Total Transfers** | | | **$35,116.59** | **($35,116.59)** |
| **Net Contribution (use) of Unallocated General: PSV555** | | **$244,485.44** | **$375,309.59** | **($130,824.15)** |

Report Package: Operating Ledger
report created by: Cats

Dec 4, 2007 3:40:50 PM

# BUDGET REPORT

Organization: 215170
R/E Printing Service

Report Name: Budget Report by Account

Fiscal Year: 2007-08

| ACCOUNT | ACCOUNT_DESC | Revenue Dollars | Expense Dollars | Net Contribution |
|---|---|---|---|---|
| 505250 | Departmental Sales & Service | $74,279.44 | | $74,279.44 |
| **Total Revenue** | | **$74,279.44** | | **$74,279.44** |
| 611100 | Unclassified-Contract | | $37,379.05 | ($37,379.05) |
| 611109 | Unclassified-Vacancy Credit BgtPool | | $4,115.00 | ($4,115.00) |
| 612000 | Classified-Budget Pool | | $192,195.53 | ($192,195.53) |
| 616000 | Student Wages-Budget Pool | | $2,000.00 | ($2,000.00) |
| **Total Personnel Services** | | | **$235,689.58** | **($235,689.58)** |
| 621000 | Estimated Benefit Raise Budget Pool | | $289.10 | ($289.10) |
| 621100 | Staff Benefits-Unclassified | | $14,064.46 | ($14,064.46) |
| 622100 | Staff Benefits-Classified/Exmt Hrly | | $89,370.92 | ($89,370.92) |
| **Total Benefits** | | | **$103,724.48** | **($103,724.48)** |
| 730000 | Budget Pool-Supplies | | $45,000.00 | ($45,000.00) |
| 740000 | Budget Pool-Travel | | $12,000.00 | ($12,000.00) |
| 750000 | Budget Pool-Info & Communications | | $5,000.00 | ($5,000.00) |
| 757930 | Cost Recovery-Informatn/Communicatn | | ($449,414.37) | $449,414.37 |
| 760000 | Budget Pool-Maintenance & Repair | | $15,000.00 | ($15,000.00) |
| 774100 | Data Processing Equipmnt Use-Intrnl | | $4,440.00 | ($4,440.00) |
| 780000 | Budget Pool-Purchased for Resale | | $150,000.00 | ($150,000.00) |
| **Total Operation** | | | **($217,974.37)** | **$217,974.37** |
| 879300 | Plant O&M Cost Allocatn E&G-Debit | | $30,264.37 | ($30,264.37) |
| **Total Transfers** | | | **$30,264.37** | **($30,264.37)** |
| **Net Contribution (use) of Unallocated General: 215170** | | **$74,279.44** | **$151,704.06** | **($77,424.62)** |

Report Package: Operating Ledger
report created by: Cats

Dec 4, 2007 3:42:57 PM

# BUDGET REPORT

Organization: 215172
R/E Classnotes

Report Name: Budget Report by Account

Fiscal Year: 2007-08

| ACCOUNT | ACCOUNT_DESC | Revenue Dollars | Expense Dollars | Net Contribution |
|---|---|---|---|---|
| 505250 | Departmental Sales & Service | $99,206.00 | | $99,206.00 |
| **Total Revenue** | | **$99,206.00** | | **$99,206.00** |
| 611100 | Unclassified-Contract | | $8,647.91 | ($8,647.91) |
| 611109 | Unclassified-Vacancy Credit BgtPool | | $3,087.00 | ($3,087.00) |
| 612000 | Classified-Budget Pool | | $24,723.27 | ($24,723.27) |
| 616000 | Student Wages-Budget Pool | | $2,000.00 | ($2,000.00) |
| **Total Personnel Services** | | | **$38,458.18** | **($38,458.18)** |
| 621100 | Staff Benefits-Unclassified | | $3,320.80 | ($3,320.80) |
| 622100 | Staff Benefits-Classified/Exmt Hrly | | $11,496.32 | ($11,496.32) |
| **Total Benefits** | | | **$14,817.12** | **($14,817.12)** |
| 750000 | Budget Pool-Info & Communications | | $65,753.61 | ($65,753.61) |
| 774100 | Data Processing Equipmnt Use-Intrnl | | $1,269.00 | ($1,269.00) |
| 780000 | Budget Pool-Purchased for Resale | | $13,000.00 | ($13,000.00) |
| **Total Operation** | | | **$80,022.61** | **($80,022.61)** |
| 879300 | Plant O&M Cost Allocatn E&G-Debit | | $6,946.39 | ($6,946.39) |
| **Total Transfers** | | | **$6,946.39** | **($6,946.39)** |
| **Net Contribution (use) of Unallocated General: 215172** | | **$99,206.00** | **$140,244.30** | **($41,038.30)** |

Report Package: Operating Ledger
report created by: Cats

Dec 4, 2007 3:42:57 PM

# BUDGET REPORT

Organization: 215173
R/E Paper Plus

Report Name: Budget Report by Account

Fiscal Year: 2007-08

| ACCOUNT | ACCOUNT_DESC | Revenue Dollars | Expense Dollars | Net Contribution |
|---|---|---|---|---|
| 611100 | Unclassified-Contract | | $8,646.91 | ($8,646.91) |
| 611109 | Unclassified-Vacancy Credit BgtPool | | $3,088.00 | ($3,088.00) |
| 612000 | Classified-Budget Pool | | $8,869.58 | ($8,869.58) |
| **Total Personnel Services** | | | **$20,604.49** | **($20,604.49)** |
| 621100 | Staff Benefits-Unclassified | | $3,320.41 | ($3,320.41) |
| 622100 | Staff Benefits-Classified/Exmt Hrly | | $4,124.35 | ($4,124.35) |
| **Total Benefits** | | | **$7,444.76** | **($7,444.76)** |
| 737930 | Cost Recovery-Supplies | | ($184,661.17) | $184,661.17 |
| 750000 | Budget Pool-Info & Communications | | $50,000.00 | ($50,000.00) |
| 774100 | Data Processing Equipmnt Use-Intrnl | | $2,220.00 | ($2,220.00) |
| 780000 | Budget Pool-Purchased for Resale | | $105,000.00 | ($105,000.00) |
| **Total Operation** | | | **($27,441.17)** | **$27,441.17** |
| 879300 | Plant O&M Cost Allocatn E&G-Debit | | $4,184.17 | ($4,184.17) |
| **Total Transfers** | | | **$4,184.17** | **($4,184.17)** |
| **Net Contribution (use) of Unallocated General: 215173** | | | **$4,792.25** | **($4,792.25)** |

Report Package: Operating Ledger
report created by: Cats

Dec 4, 2007 3:42:57 PM

# BUDGET REPORT

Organization: 215174
R/E Standard A Mail

Report Name: Budget Report by Account

Fiscal Year: 2007-08

| ACCOUNT | ACCOUNT_DESC | Revenue Dollars | Expense Dollars | Net Contribution |
|---|---|---|---|---|
| 611100 | Unclassified-Contract | | $34,009.74 | ($34,009.74) |
| 611109 | Unclassified-Vacancy Credit BgtPool | | $3,088.00 | ($3,088.00) |
| 612000 | Classified-Budget Pool | | $42,485.00 | ($42,485.00) |
| 616000 | Student Wages-Budget Pool | | $4,800.00 | ($4,800.00) |
| **Total Personnel Services** | | | **$84,382.74** | **($84,382.74)** |
| 621000 | Estimated Benefit Raise Budget Pool | | $296.92 | ($296.92) |
| 621100 | Staff Benefits-Unclassified | | $12,762.82 | ($12,762.82) |
| 622100 | Staff Benefits-Classified/Exmt Hrly | | $19,755.53 | ($19,755.53) |
| **Total Benefits** | | | **$32,815.27** | **($32,815.27)** |
| 730000 | Budget Pool-Supplies | | $1,500.00 | ($1,500.00) |
| 750000 | Budget Pool-Info & Communications | | $1,000.00 | ($1,000.00) |
| 757930 | Cost Recovery-Informatn/Communicatn | | ($364,113.81) | $364,113.81 |
| 760000 | Budget Pool-Maintenance & Repair | | $10,000.00 | ($10,000.00) |
| 774100 | Data Processing Equipmnt Use-Intrnl | | $2,537.00 | ($2,537.00) |
| 780000 | Budget Pool-Purchased for Resale | | $275,000.00 | ($275,000.00) |
| **Total Operation** | | | **($74,076.81)** | **$74,076.81** |
| 879300 | Plant O&M Cost Allocatn E&G-Debit | | $11,932.81 | ($11,932.81) |
| 879890 | Earning Support/Trsf-Credit | | ($60,000.00) | $60,000.00 |
| **Total Transfers** | | | **($48,067.19)** | **$48,067.19** |
| **Net Contribution (use) of Unallocated General: 215174** | | | **($4,945.99)** | **$4,945.99** |

Report Package: Operating Ledger
report created by: Cats

Dec 4, 2007 3:42:57 PM

# BUDGET REPORT

Organization: 215175
R/E Outside Printing Business

Report Name: Budget Report by Account

Fiscal Year: 2007-08

| ACCOUNT | ACCOUNT_DESC | Revenue Dollars | Expense Dollars | Net Contribution |
|---|---|---|---|---|
| 611100 | Unclassified-Contract | | $63,242.36 | ($63,242.36) |
| 611109 | Unclassified-Vacancy Credit BgtPool | | $3,087.00 | ($3,087.00) |
| 612000 | Classified-Budget Pool | | $17,025.10 | ($17,025.10) |
| 616000 | Student Wages-Budget Pool | | $14,000.00 | ($14,000.00) |
| **Total Personnel Services** | | | **$97,354.46** | **($97,354.46)** |
| 621000 | Estimated Benefit Raise Budget Pool | | $297.75 | ($297.75) |
| 621100 | Staff Benefits-Unclassified | | $23,987.32 | ($23,987.32) |
| 622100 | Staff Benefits-Classified/Exmt Hrly | | $7,916.67 | ($7,916.67) |
| **Total Benefits** | | | **$32,201.74** | **($32,201.74)** |
| 750000 | Budget Pool-Info & Communications | | $5,000.00 | ($5,000.00) |
| 757930 | Cost Recovery-Informatn/Communicatn | | ($898,221.98) | $898,221.98 |
| 774100 | Data Processing Equipmnt Use-Intrnl | | $9,193.00 | ($9,193.00) |
| 780000 | Budget Pool-Purchased for Resale | | $750,000.00 | ($750,000.00) |
| **Total Operation** | | | **($134,028.98)** | **$134,028.98** |
| 879300 | Plant O&M Cost Allocatn E&G-Debit | | $7,421.98 | ($7,421.98) |
| **Total Transfers** | | | **$7,421.98** | **($7,421.98)** |
| **Net Contribution (use) of Unallocated General: 215175** | | | **$2,949.20** | **($2,949.20)** |

Report Package: Operating Ledger
report created by: Cats

Dec 4, 2007 3:42:57 PM

# BUDGET REPORT

Organization: 215176

R/E Composition

Report Name: Budget Report by Account

Fiscal Year: 2007-08

| ACCOUNT | ACCOUNT_DESC | Revenue Dollars | Expense Dollars | Net Contribution |
|---|---|---|---|---|
| 611100 | Unclassified-Contract | | $16,139.72 | ($16,139.72) |
| 612000 | Classified-Budget Pool | | $64,169.61 | ($64,169.61) |
| 616000 | Student Wages-Budget Pool | | $4,000.00 | ($4,000.00) |
| **Total Personnel Services** | | | **$84,309.33** | **($84,309.33)** |
| 621100 | Staff Benefits-Unclassified | | $6,197.65 | ($6,197.65) |
| 622100 | Staff Benefits-Classified/Exmt Hrly | | $29,838.86 | ($29,838.86) |
| **Total Benefits** | | | **$36,036.51** | **($36,036.51)** |
| 750000 | Budget Pool-Info & Communications | | $4,000.00 | ($4,000.00) |
| 757930 | Cost Recovery-Informatn/Communicatn | | ($135,969.36) | $135,969.36 |
| 774100 | Data Processing Equipmnt Use-Intrnl | | $951.00 | ($951.00) |
| **Total Operation** | | | **($131,018.36)** | **$131,018.36** |
| 879300 | Plant O&M Cost Allocatn E&G-Debit | | $8,490.36 | ($8,490.36) |
| **Total Transfers** | | | **$8,490.36** | **($8,490.36)** |
| **Net Contribution (use) of Unallocated General: 215176** | | | **($2,182.16)** | **$2,182.16** |

Report Package: Operating Ledger

report created by: Cats

Dec 4, 2007 3:42:57 PM

# BUDGET REPORT

Organization: 215178
R/E Copiers

Report Name: Budget Report by Account

Fiscal Year: 2007-08

| ACCOUNT | ACCOUNT_DESC | Revenue Dollars | Expense Dollars | Net Contribution |
|---|---|---|---|---|
| 505320 | Photocopying Income | $32,000.00 | | $32,000.00 |
| **Total Revenue** | | **$32,000.00** | | **$32,000.00** |
| 611100 | Unclassified-Contract | | $34,392.69 | ($34,392.69) |
| 612000 | Classified-Budget Pool | | $12,039.31 | ($12,039.31) |
| 616000 | Student Wages-Budget Pool | | $6,500.00 | ($6,500.00) |
| **Total Personnel Services** | | | **$52,932.00** | **($52,932.00)** |
| 621100 | Staff Benefits-Unclassified | | $13,206.79 | ($13,206.79) |
| 622100 | Staff Benefits-Classified/Exmt Hrly | | $5,598.28 | ($5,598.28) |
| **Total Benefits** | | | **$18,805.07** | **($18,805.07)** |
| 750000 | Budget Pool-Info & Communications | | $5,200.00 | ($5,200.00) |
| 757930 | Cost Recovery-Informatn/Communicatn | | ($352,449.23) | $352,449.23 |
| 760000 | Budget Pool-Maintenance & Repair | | $75,000.00 | ($75,000.00) |
| 774100 | Data Processing Equipmnt Use-Intrnl | | $5,713.00 | ($5,713.00) |
| 775000 | Budget Pool-Equipment Rental Charge | | $165,000.00 | ($165,000.00) |
| 780000 | Budget Pool-Purchased for Resale | | $10,000.00 | ($10,000.00) |
| **Total Operation** | | | **($91,536.23)** | **$91,536.23** |
| 879300 | Plant O&M Cost Allocatn E&G-Debit | | $5,946.23 | ($5,946.23) |
| **Total Transfers** | | | **$5,946.23** | **($5,946.23)** |
| **Net Contribution (use) of Unallocated General: 215178** | | **$32,000.00** | **($13,852.93)** | **$45,852.93** |

Report Package: Operating Ledger
report created by: Cats

Dec 4, 2007 3:42:57 PM

# BUDGET REPORT

Organization: 215180
R/E Duplicating

Report Name: Budget Report by Account

Fiscal Year: 2007-08

| ACCOUNT | ACCOUNT_DESC | Revenue Dollars | Expense Dollars | Net Contribution |
|---|---|---|---|---|
| 611100 | Unclassified-Contract | | $14,487.91 | ($14,487.91) |
| 612000 | Classified-Budget Pool | | $46,258.42 | ($46,258.42) |
| 616000 | Student Wages-Budget Pool | | $5,600.00 | ($5,600.00) |
| **Total Personnel Services** | | | **$66,346.33** | **($66,346.33)** |
| 621100 | Staff Benefits-Unclassified | | $5,563.36 | ($5,563.36) |
| 622100 | Staff Benefits-Classified/Exmt Hrly | | $21,510.17 | ($21,510.17) |
| **Total Benefits** | | | **$27,073.53** | **($27,073.53)** |
| 750000 | Budget Pool-Info & Communications | | $1,500.00 | ($1,500.00) |
| 757930 | Cost Recovery-Informatn/Communicatn | | ($168,342.93) | $168,342.93 |
| 760000 | Budget Pool-Maintenance & Repair | | $50,000.00 | ($50,000.00) |
| 774100 | Data Processing Equipmnt Use-Intrnl | | $5,000.00 | ($5,000.00) |
| 780000 | Budget Pool-Purchased for Resale | | $30,000.00 | ($30,000.00) |
| **Total Operation** | | | **($81,842.93)** | **$81,842.93** |
| 879300 | Plant O&M Cost Allocatn E&G-Debit | | $14,770.93 | ($14,770.93) |
| **Total Transfers** | | | **$14,770.93** | **($14,770.93)** |
| **Net Contribution (use) of Unallocated General: 215180** | | | **$26,347.86** | **($26,347.86)** |

Report Package: Operating Ledger
report created by: Cats

Dec 4, 2007 3:42:57 PM

# BUDGET REPORT

Organization: 215183
R/E Copy Center-Student Union

Report Name: Budget Report by Account

Fiscal Year: 2007-08

| ACCOUNT | ACCOUNT_DESC | Revenue Dollars | Expense Dollars | Net Contribution |
|---|---|---|---|---|
| 505250 | Departmental Sales & Service | $35,000.00 | | $35,000.00 |
| 505320 | Photocopying Income | $4,000.00 | | $4,000.00 |
| **Total Revenue** | | **$39,000.00** | | **$39,000.00** |
| 611100 | Unclassified-Contract | | $22,178.32 | ($22,178.32) |
| 611109 | Unclassified-Vacancy Credit BgtPool | | $4,116.00 | ($4,116.00) |
| 612000 | Classified-Budget Pool | | $39,741.44 | ($39,741.44) |
| 616000 | Student Wages-Budget Pool | | $14,500.00 | ($14,500.00) |
| **Total Personnel Services** | | | **$80,535.76** | **($80,535.76)** |
| 621100 | Staff Benefits-Unclassified | | $8,516.47 | ($8,516.47) |
| 622100 | Staff Benefits-Classified/Exmt Hrly | | $18,479.77 | ($18,479.77) |
| **Total Benefits** | | | **$26,996.24** | **($26,996.24)** |
| 730000 | Budget Pool-Supplies | | $2,500.00 | ($2,500.00) |
| 750000 | Budget Pool-Info & Communications | | $2,500.00 | ($2,500.00) |
| 757930 | Cost Recovery-Informatn/Communicatn | | ($132,830.35) | $132,830.35 |
| 760000 | Budget Pool-Maintenance & Repair | | $32,000.00 | ($32,000.00) |
| 774100 | Data Processing Equipmnt Use-Intrnl | | $392.00 | ($392.00) |
| 775000 | Budget Pool-Equipment Rental Charge | | $23,000.00 | ($23,000.00) |
| 780000 | Budget Pool-Purchased for Resale | | $30,000.00 | ($30,000.00) |
| **Total Operation** | | | **($42,438.35)** | **$42,438.35** |
| 879300 | Plant O&M Cost Allocatn E&G-Debit | | $5,159.35 | ($5,159.35) |
| **Total Transfers** | | | **$5,159.35** | **($5,159.35)** |
| **Net Contribution (use) of Unallocated General: 215183** | | **$39,000.00** | **$70,253.00** | **($31,253.00)** |

Report Package: Operating Ledger
report created by: Cats

Dec 4, 2007 3:42:57 PM

# BUDGET REPORT

Organization: PUR55
Purchasing Department

Report Name: Budget Report by Account

Fiscal Year: 2007-08

| ACCOUNT | ACCOUNT_DESC | Revenue Dollars | Expense Dollars | Net Contribution |
|---|---|---|---|---|
| 611100 | Unclassified-Contract | | $347,756.63 | ($347,756.63) |
| 612000 | Classified-Budget Pool | | $48,464.77 | ($48,464.77) |
| 616000 | Student Wages-Budget Pool | | $2,379.00 | ($2,379.00) |
| **Total Personnel Services** | | | **$398,600.40** | **($398,600.40)** |
| 621100 | Staff Benefits-Unclassified | | $133,538.54 | ($133,538.54) |
| 622100 | Staff Benefits-Classified/Exmt Hrly | | $22,536.12 | ($22,536.12) |
| **Total Benefits** | | | **$156,074.66** | **($156,074.66)** |
| 717000 | Budget Pool-Contracted Services | | $7,701.00 | ($7,701.00) |
| 730000 | Budget Pool-Supplies | | $3,500.00 | ($3,500.00) |
| 740000 | Budget Pool-Travel | | $5,000.00 | ($5,000.00) |
| 750000 | Budget Pool-Info & Communications | | $23,388.00 | ($23,388.00) |
| 760000 | Budget Pool-Maintenance & Repair | | $23,625.00 | ($23,625.00) |
| 774100 | Data Processing Equipmnt Use-Intrnl | | $72,425.42 | ($72,425.42) |
| **Total Operation** | | | **$135,639.42** | **($135,639.42)** |
| **Net Contribution (use) of Unallocated General: PUR55** | | | **$690,314.48** | **($690,314.48)** |

Report Package: Operating Ledger
report created by: Cats

Dec 4, 2007 3:39:05 PM

# BUDGET REPORT

Organization: PUR555
Purchasing Department

Report Name: Budget Report by Account

Fiscal Year: 2007-08

| ACCOUNT | ACCOUNT_DESC | Revenue Dollars | Expense Dollars | Net Contribution |
|---|---|---|---|---|
| 611100 | Unclassified-Contract | | $347,756.63 | ($347,756.63) |
| 612000 | Classified-Budget Pool | | $48,464.77 | ($48,464.77) |
| 616000 | Student Wages-Budget Pool | | $2,379.00 | ($2,379.00) |
| **Total Personnel Services** | | | **$398,600.40** | **($398,600.40)** |
| 621100 | Staff Benefits-Unclassified | | $133,538.54 | ($133,538.54) |
| 622100 | Staff Benefits-Classified/Exmt Hrly | | $22,536.12 | ($22,536.12) |
| **Total Benefits** | | | **$156,074.66** | **($156,074.66)** |
| 717000 | Budget Pool-Contracted Services | | $7,701.00 | ($7,701.00) |
| 730000 | Budget Pool-Supplies | | $3,500.00 | ($3,500.00) |
| 740000 | Budget Pool-Travel | | $5,000.00 | ($5,000.00) |
| 750000 | Budget Pool-Info & Communications | | $23,388.00 | ($23,388.00) |
| 760000 | Budget Pool-Maintenance & Repair | | $23,625.00 | ($23,625.00) |
| 774100 | Data Processing Equipmnt Use-Intrnl | | $72,425.42 | ($72,425.42) |
| **Total Operation** | | | **$135,639.42** | **($135,639.42)** |
| **Net Contribution (use) of Unallocated General: PUR555** | | | **$690,314.48** | **($690,314.48)** |

Report Package: Operating Ledger
report created by: Cats

Dec 4, 2007 3:40:50 PM

# BUDGET REPORT

Organization: 215160
Purchasing Department

Report Name: Budget Report by Account

Fiscal Year: 2007-08

| ACCOUNT | ACCOUNT_DESC | Revenue Dollars | Expense Dollars | Net Contribution |
|---|---|---|---|---|
| 611100 | Unclassified-Contract | | $347,756.63 | ($347,756.63) |
| 612000 | Classified-Budget Pool | | $48,464.77 | ($48,464.77) |
| 616000 | Student Wages-Budget Pool | | $2,379.00 | ($2,379.00) |
| **Total Personnel Services** | | | **$398,600.40** | **($398,600.40)** |
| 621100 | Staff Benefits-Unclassified | | $133,538.54 | ($133,538.54) |
| 622100 | Staff Benefits-Classified/Exmt Hrly | | $22,536.12 | ($22,536.12) |
| **Total Benefits** | | | **$156,074.66** | **($156,074.66)** |
| 717000 | Budget Pool-Contracted Services | | $7,701.00 | ($7,701.00) |
| 730000 | Budget Pool-Supplies | | $3,500.00 | ($3,500.00) |
| 740000 | Budget Pool-Travel | | $5,000.00 | ($5,000.00) |
| 750000 | Budget Pool-Info & Communications | | $23,388.00 | ($23,388.00) |
| 760000 | Budget Pool-Maintenance & Repair | | $23,625.00 | ($23,625.00) |
| 774100 | Data Processing Equipmnt Use-Intrnl | | $72,425.42 | ($72,425.42) |
| **Total Operation** | | | **$135,639.42** | **($135,639.42)** |
| **Net Contribution (use) of Unallocated General: 215160** | | | **$690,314.48** | **($690,314.48)** |

Report Package: Operating Ledger
report created by: Cats

Dec 4, 2007 3:42:57 PM

# BUDGET REPORT

Organization: DIA
Internal Audit

Report Name: Budget Report by Account

Fiscal Year: 2007-08

| ACCOUNT | ACCOUNT_DESC | Revenue Dollars | Expense Dollars | Net Contribution |
|---|---|---|---|---|
| 611100 | Unclassified-Contract | | $200,120.99 | ($200,120.99) |
| 611500 | Graduate Assistants | | $17,519.09 | ($17,519.09) |
| **Total Personnel Services** | | | **$217,640.08** | **($217,640.08)** |
| 621100 | Staff Benefits-Unclassified | | $76,846.46 | ($76,846.46) |
| **Total Benefits** | | | **$76,846.46** | **($76,846.46)** |
| 730000 | Budget Pool-Supplies | | $10,000.00 | ($10,000.00) |
| 740000 | Budget Pool-Travel | | $9,000.00 | ($9,000.00) |
| 750000 | Budget Pool-Info & Communications | | $12,910.00 | ($12,910.00) |
| 760000 | Budget Pool-Maintenance & Repair | | $1,000.00 | ($1,000.00) |
| 773400 | Waivers-GA Academic In State | | $8,941.92 | ($8,941.92) |
| 773420 | Waivers-GA Summer In State | | $5,107.44 | ($5,107.44) |
| 774100 | Data Processing Equipmnt Use-Intrnl | | $27,855.93 | ($27,855.93) |
| 777000 | Budget Pool-Other Miscellaneous | | $800.00 | ($800.00) |
| **Total Operation** | | | **$75,615.29** | **($75,615.29)** |
| **Net Contribution (use) of Unallocated General: DIA** | | | **$370,101.83** | **($370,101.83)** |

Report Package: Operating Ledger
report created by: Cats

Dec 4, 2007 3:17:30 PM

# BUDGET REPORT

Organization: DIA5
Internal Audit

Report Name: Budget Report by Account

Fiscal Year: 2007-08

| ACCOUNT | ACCOUNT_DESC | Revenue Dollars | Expense Dollars | Net Contribution |
|---|---|---|---|---|
| 611100 | Unclassified-Contract | | $200,120.99 | ($200,120.99) |
| 611500 | Graduate Assistants | | $17,519.09 | ($17,519.09) |
| **Total Personnel Services** | | | **$217,640.08** | **($217,640.08)** |
| 621100 | Staff Benefits-Unclassified | | $76,846.46 | ($76,846.46) |
| **Total Benefits** | | | **$76,846.46** | **($76,846.46)** |
| 730000 | Budget Pool-Supplies | | $10,000.00 | ($10,000.00) |
| 740000 | Budget Pool-Travel | | $9,000.00 | ($9,000.00) |
| 750000 | Budget Pool-Info & Communications | | $12,910.00 | ($12,910.00) |
| 760000 | Budget Pool-Maintenance & Repair | | $1,000.00 | ($1,000.00) |
| 773400 | Waivers-GA Academic In State | | $8,941.92 | ($8,941.92) |
| 773420 | Waivers-GA Summer In State | | $5,107.44 | ($5,107.44) |
| 774100 | Data Processing Equipmnt Use-Intrnl | | $27,855.93 | ($27,855.93) |
| 777000 | Budget Pool-Other Miscellaneous | | $800.00 | ($800.00) |
| **Total Operation** | | | **$75,615.29** | **($75,615.29)** |
| **Net Contribution (use) of Unallocated General: DIA5** | | | **$370,101.83** | **($370,101.83)** |

Report Package: Operating Ledger
report created by: Cats

Dec 4, 2007 3:36:33 PM

# BUDGET REPORT

Organization: DIA55
Internal Audit

Report Name: Budget Report by Account

Fiscal Year: 2007-08

| ACCOUNT | ACCOUNT_DESC | Revenue Dollars | Expense Dollars | Net Contribution |
|---|---|---|---|---|
| 611100 | Unclassified-Contract | | $200,120.99 | ($200,120.99) |
| 611500 | Graduate Assistants | | $17,519.09 | ($17,519.09) |
| **Total Personnel Services** | | | **$217,640.08** | **($217,640.08)** |
| 621100 | Staff Benefits-Unclassified | | $76,846.46 | ($76,846.46) |
| **Total Benefits** | | | **$76,846.46** | **($76,846.46)** |
| 730000 | Budget Pool-Supplies | | $10,000.00 | ($10,000.00) |
| 740000 | Budget Pool-Travel | | $9,000.00 | ($9,000.00) |
| 750000 | Budget Pool-Info & Communications | | $12,910.00 | ($12,910.00) |
| 760000 | Budget Pool-Maintenance & Repair | | $1,000.00 | ($1,000.00) |
| 773400 | Waivers-GA Academic In State | | $8,941.92 | ($8,941.92) |
| 773420 | Waivers-GA Summer In State | | $5,107.44 | ($5,107.44) |
| 774100 | Data Processing Equipmnt Use-Intrnl | | $27,855.93 | ($27,855.93) |
| 777000 | Budget Pool-Other Miscellaneous | | $800.00 | ($800.00) |
| **Total Operation** | | | **$75,615.29** | **($75,615.29)** |
| **Net Contribution (use) of Unallocated General: DIA55** | | | **$370,101.83** | **($370,101.83)** |

Report Package: Operating Ledger
report created by: Cats

Dec 4, 2007 3:39:05 PM

# BUDGET REPORT

Organization: DIA555
Internal Audit

Report Name: Budget Report by Account

Fiscal Year: 2007-08

| ACCOUNT | ACCOUNT_DESC | Revenue Dollars | Expense Dollars | Net Contribution |
|---|---|---|---|---|
| 611100 | Unclassified-Contract | | $200,120.99 | ($200,120.99) |
| 611500 | Graduate Assistants | | $17,519.09 | ($17,519.09) |
| **Total Personnel Services** | | | **$217,640.08** | **($217,640.08)** |
| 621100 | Staff Benefits-Unclassified | | $76,846.46 | ($76,846.46) |
| **Total Benefits** | | | **$76,846.46** | **($76,846.46)** |
| 730000 | Budget Pool-Supplies | | $10,000.00 | ($10,000.00) |
| 740000 | Budget Pool-Travel | | $9,000.00 | ($9,000.00) |
| 750000 | Budget Pool-Info & Communications | | $12,910.00 | ($12,910.00) |
| 760000 | Budget Pool-Maintenance & Repair | | $1,000.00 | ($1,000.00) |
| 773400 | Waivers-GA Academic In State | | $8,941.92 | ($8,941.92) |
| 773420 | Waivers-GA Summer In State | | $5,107.44 | ($5,107.44) |
| 774100 | Data Processing Equipmnt Use-Intrnl | | $27,855.93 | ($27,855.93) |
| 777000 | Budget Pool-Other Miscellaneous | | $800.00 | ($800.00) |
| **Total Operation** | | | **$75,615.29** | **($75,615.29)** |
| **Net Contribution (use) of Unallocated General: DIA555** | | | **$370,101.83** | **($370,101.83)** |

Report Package: Operating Ledger
report created by: Cats

Dec 4, 2007 3:40:50 PM

# BUDGET REPORT

Organization: 215120

Internal Controls & Audit Services

Report Name: Budget Report by Account

Fiscal Year: 2007-08

| ACCOUNT | ACCOUNT_DESC | Revenue Dollars | Expense Dollars | Net Contribution |
|---|---|---|---|---|
| 611100 | Unclassified-Contract | | $200,120.99 | ($200,120.99) |
| 611500 | Graduate Assistants | | $17,519.09 | ($17,519.09) |
| **Total Personnel Services** | | | **$217,640.08** | **($217,640.08)** |
| 621100 | Staff Benefits-Unclassified | | $76,846.46 | ($76,846.46) |
| **Total Benefits** | | | **$76,846.46** | **($76,846.46)** |
| 730000 | Budget Pool-Supplies | | $10,000.00 | ($10,000.00) |
| 740000 | Budget Pool-Travel | | $9,000.00 | ($9,000.00) |
| 750000 | Budget Pool-Info & Communications | | $12,910.00 | ($12,910.00) |
| 760000 | Budget Pool-Maintenance & Repair | | $1,000.00 | ($1,000.00) |
| 773400 | Waivers-GA Academic In State | | $8,941.92 | ($8,941.92) |
| 773420 | Waivers-GA Summer In State | | $5,107.44 | ($5,107.44) |
| 774100 | Data Processing Equipmnt Use-Intrnl | | $27,855.93 | ($27,855.93) |
| 777000 | Budget Pool-Other Miscellaneous | | $800.00 | ($800.00) |
| **Total Operation** | | | **$75,615.29** | **($75,615.29)** |
| **Net Contribution (use) of Unallocated General: 215120** | | | **$370,101.83** | **($370,101.83)** |

Report Package: Operating Ledger

report created by: Cats

Dec 4, 2007 3:42:57 PM

# BUDGET REPORT

Organization: FMM
Facilities Management

Report Name: Budget Report by Account

Fiscal Year: 2007-08

| ACCOUNT | ACCOUNT_DESC | Revenue Dollars | Expense Dollars | Net Contribution |
|---|---|---|---|---|
| 505250 | Departmental Sales & Service | $2,000.00 | | $2,000.00 |
| 505630 | Parking Lot Hourly Fee | $30,000.00 | | $30,000.00 |
| 505750 | Parking Permits/Fees | $1,080,000.00 | | $1,080,000.00 |
| 505760 | Parking Fines | $420,000.00 | | $420,000.00 |
| **Total Revenue** | | **$1,532,000.00** | | **$1,532,000.00** |
| 611100 | Unclassified-Contract | | $1,499,504.97 | ($1,499,504.97) |
| 611109 | Unclassified-Vacancy Credit BgtPool | | $14,035.00 | ($14,035.00) |
| 612000 | Classified-Budget Pool | | $5,006,645.41 | ($5,006,645.41) |
| 612109 | Classified-Vacancy Credit BP | | $10,265.00 | ($10,265.00) |
| 612200 | NonExempt Unclassified Hourly | | $33,162.12 | ($33,162.12) |
| 613000 | Classified-Overtime Budget Pool | | $102,477.00 | ($102,477.00) |
| 613700 | Classified-Shift Differential | | $46,040.00 | ($46,040.00) |
| 616000 | Student Wages-Budget Pool | | $169,905.00 | ($169,905.00) |
| **Total Personnel Services** | | | **$6,882,034.50** | **($6,882,034.50)** |
| 621100 | Staff Benefits-Unclassified | | $586,850.83 | ($586,850.83) |
| 622100 | Staff Benefits-Classified/Exmt Hrly | | $2,329,783.34 | ($2,329,783.34) |
| 622130 | Staff Benefits-Classified-Overtime | | $69,060.41 | ($69,060.41) |
| **Total Benefits** | | | **$2,985,694.58** | **($2,985,694.58)** |
| 717000 | Budget Pool-Contracted Services | | $392,619.80 | ($392,619.80) |
| 730000 | Budget Pool-Supplies | | $632,273.00 | ($632,273.00) |
| 740000 | Budget Pool-Travel | | $219,336.00 | ($219,336.00) |
| 747930 | Cost Recovery-Travel | | ($435,268.29) | $435,268.29 |
| 750000 | Budget Pool-Info & Communications | | $197,417.00 | ($197,417.00) |
| 757930 | Cost Recovery-Informatn/Communicatn | | ($57,764.00) | $57,764.00 |
| 760000 | Budget Pool-Maintenance & Repair | | $8,603,913.00 | ($8,603,913.00) |
| 770100 | Insurance | | $40,000.00 | ($40,000.00) |
| 772000 | Budget Pool-Employee Education Cost | | $7,455.00 | ($7,455.00) |
| 774100 | Data Processing Equipmnt Use-Intrnl | | $171,549.70 | ($171,549.70) |
| 775000 | Budget Pool-Equipment Rental Charge | | $16,392.64 | ($16,392.64) |
| 777000 | Budget Pool-Other Miscellaneous | | $3,748.00 | ($3,748.00) |
| 793000 | Budget Pool-Building | | ($48,000.00) | $48,000.00 |
| 794000 | Budget Pool-Capital Equipment | | $1,000.00 | ($1,000.00) |
| **Total Operation** | | | **$9,744,671.85** | **($9,744,671.85)** |

Report Package: Operating Ledger
report created by: Cats

Dec 4, 2007 3:17:30 PM

# BUDGET REPORT

Organization: FMM
Facilities Management

Report Name: Budget Report by Account

Fiscal Year: 2007-08

| ACCOUNT | ACCOUNT_DESC | Revenue Dollars | Expense Dollars | Net Contribution |
|---|---|---|---|---|
| 878300 | Plant O&M Cost Allocatn Aux-Debit | | $86,335.29 | ($86,335.29) |
| 878700 | Indirect Costs Aux-Debit | | $80,482.00 | ($80,482.00) |
| 879800 | Debt Payment-MT-Debit | | $153,113.00 | ($153,113.00) |
| 879840 | Renewal & Replacement-Debit | | $183,844.00 | ($183,844.00) |
| 879890 | Earning Support/Trsf-Credit | | ($99,006.75) | $99,006.75 |
| Total Transfers | | | $404,767.54 | ($404,767.54) |
| Net Contribution (use) of Unallocated General: FMM | | $1,532,000.00 | $20,017,168.47 | ($18,485,168.47) |

Report Package: Operating Ledger
report created by: Cats

Dec 4, 2007 3:17:30 PM

# BUDGET REPORT

Organization: ENGC
Engineering & Construction

Report Name: Budget Report by Account

Fiscal Year: 2007-08

| ACCOUNT | ACCOUNT_DESC | Revenue Dollars | Expense Dollars | Net Contribution |
|---|---|---|---|---|
| 611100 | Unclassified-Contract | | $463,348.59 | ($463,348.59) |
| 612000 | Classified-Budget Pool | | $158,750.94 | ($158,750.94) |
| 616000 | Student Wages-Budget Pool | | $17,001.00 | ($17,001.00) |
| **Total Personnel Services** | | | **$639,100.53** | **($639,100.53)** |
| 621100 | Staff Benefits-Unclassified | | $176,232.50 | ($176,232.50) |
| 622100 | Staff Benefits-Classified/Exmt Hrly | | $75,512.55 | ($75,512.55) |
| **Total Benefits** | | | **$251,745.05** | **($251,745.05)** |
| 717000 | Budget Pool-Contracted Services | | $5,443.00 | ($5,443.00) |
| 730000 | Budget Pool-Supplies | | $11,500.00 | ($11,500.00) |
| 740000 | Budget Pool-Travel | | $9,200.00 | ($9,200.00) |
| 750000 | Budget Pool-Info & Communications | | $18,082.00 | ($18,082.00) |
| 760000 | Budget Pool-Maintenance & Repair | | $3,100.00 | ($3,100.00) |
| 772000 | Budget Pool-Employee Education Cost | | $3,644.00 | ($3,644.00) |
| 774100 | Data Processing Equipmnt Use-Intrnl | | $2,207.06 | ($2,207.06) |
| 793000 | Budget Pool-Building | | ($48,000.00) | $48,000.00 |
| **Total Operation** | | | **$5,176.06** | **($5,176.06)** |
| **Net Contribution (use) of Unallocated General: ENGC** | | | **$896,021.64** | **($896,021.64)** |

Report Package: Operating Ledger
report created by: Cats

Dec 4, 2007 3:36:33 PM

# BUDGET REPORT

Organization: ENGC5
Engineering & Construction

Report Name: Budget Report by Account

Fiscal Year: 2007-08

| ACCOUNT | ACCOUNT_DESC | Revenue Dollars | Expense Dollars | Net Contribution |
|---|---|---|---|---|
| 611100 | Unclassified-Contract | | $463,348.59 | ($463,348.59) |
| 612000 | Classified-Budget Pool | | $158,750.94 | ($158,750.94) |
| 616000 | Student Wages-Budget Pool | | $17,001.00 | ($17,001.00) |
| **Total Personnel Services** | | | **$639,100.53** | **($639,100.53)** |
| 621100 | Staff Benefits-Unclassified | | $176,232.50 | ($176,232.50) |
| 622100 | Staff Benefits-Classified/Exmt Hrly | | $75,512.55 | ($75,512.55) |
| **Total Benefits** | | | **$251,745.05** | **($251,745.05)** |
| 717000 | Budget Pool-Contracted Services | | $5,443.00 | ($5,443.00) |
| 730000 | Budget Pool-Supplies | | $11,500.00 | ($11,500.00) |
| 740000 | Budget Pool-Travel | | $9,200.00 | ($9,200.00) |
| 750000 | Budget Pool-Info & Communications | | $18,082.00 | ($18,082.00) |
| 760000 | Budget Pool-Maintenance & Repair | | $3,100.00 | ($3,100.00) |
| 772000 | Budget Pool-Employee Education Cost | | $3,644.00 | ($3,644.00) |
| 774100 | Data Processing Equipmnt Use-Intrnl | | $2,207.06 | ($2,207.06) |
| **Total Operation** | | | **$53,176.06** | **($53,176.06)** |
| **Net Contribution (use) of Unallocated General: ENGC5** | | | **$944,021.64** | **($944,021.64)** |

Report Package: Operating Ledger
report created by: Cats

Dec 4, 2007 3:39:05 PM

# BUDGET REPORT

Organization: ENGC55
Engineering & Construction

Report Name: Budget Report by Account

Fiscal Year: 2007-08

| ACCOUNT | ACCOUNT_DESC | Revenue Dollars | Expense Dollars | Net Contribution |
|---|---|---|---|---|
| 611100 | Unclassified-Contract | | $463,348.59 | ($463,348.59) |
| 612000 | Classified-Budget Pool | | $158,750.94 | ($158,750.94) |
| 616000 | Student Wages-Budget Pool | | $17,001.00 | ($17,001.00) |
| **Total Personnel Services** | | | **$639,100.53** | **($639,100.53)** |
| 621100 | Staff Benefits-Unclassified | | $176,232.50 | ($176,232.50) |
| 622100 | Staff Benefits-Classified/Exmt Hrly | | $75,512.55 | ($75,512.55) |
| **Total Benefits** | | | **$251,745.05** | **($251,745.05)** |
| 717000 | Budget Pool-Contracted Services | | $5,443.00 | ($5,443.00) |
| 730000 | Budget Pool-Supplies | | $11,500.00 | ($11,500.00) |
| 740000 | Budget Pool-Travel | | $9,200.00 | ($9,200.00) |
| 750000 | Budget Pool-Info & Communications | | $18,082.00 | ($18,082.00) |
| 760000 | Budget Pool-Maintenance & Repair | | $3,100.00 | ($3,100.00) |
| 772000 | Budget Pool-Employee Education Cost | | $3,644.00 | ($3,644.00) |
| 774100 | Data Processing Equipmnt Use-Intrnl | | $2,207.06 | ($2,207.06) |
| **Total Operation** | | | **$53,176.06** | **($53,176.06)** |
| **Net Contribution (use) of Unallocated General: ENGC55** | | | **$944,021.64** | **($944,021.64)** |

Report Package: Operating Ledger
report created by: Cats

Dec 4, 2007 3:40:50 PM

# BUDGET REPORT

Organization: 215100

Report Name: Budget Report by Account

Planning Engineering & Constructn

Fiscal Year: 2007-08

| ACCOUNT | ACCOUNT_DESC | Revenue Dollars | Expense Dollars | Net Contribution |
|---|---|---|---|---|
| 611100 | Unclassified-Contract | | $326,428.89 | ($326,428.89) |
| 612000 | Classified-Budget Pool | | $158,750.94 | ($158,750.94) |
| 616000 | Student Wages-Budget Pool | | $17,001.00 | ($17,001.00) |
| **Total Personnel Services** | | | **$502,180.83** | **($502,180.83)** |
| 621100 | Staff Benefits-Unclassified | | $125,348.69 | ($125,348.69) |
| 622100 | Staff Benefits-Classified/Exmt Hrly | | $75,512.55 | ($75,512.55) |
| **Total Benefits** | | | **$200,861.24** | **($200,861.24)** |
| 717000 | Budget Pool-Contracted Services | | $5,443.00 | ($5,443.00) |
| 730000 | Budget Pool-Supplies | | $11,500.00 | ($11,500.00) |
| 740000 | Budget Pool-Travel | | $9,200.00 | ($9,200.00) |
| 750000 | Budget Pool-Info & Communications | | $18,082.00 | ($18,082.00) |
| 760000 | Budget Pool-Maintenance & Repair | | $3,100.00 | ($3,100.00) |
| 772000 | Budget Pool-Employee Education Cost | | $3,644.00 | ($3,644.00) |
| 774100 | Data Processing Equipmnt Use-Intrnl | | $1,716.60 | ($1,716.60) |
| **Total Operation** | | | **$52,685.60** | **($52,685.60)** |
| **Net Contribution (use) of Unallocated General: 215100** | | | **$755,727.67** | **($755,727.67)** |

Report Package: Operating Ledger

report created by: Cats

Dec 4, 2007 3:42:57 PM

# BUDGET REPORT

Organization: 215103

Report Name: Budget Report by Account

Planning-Design & Construction Svcs

Fiscal Year: 2007-08

| ACCOUNT | ACCOUNT_DESC | Revenue Dollars | Expense Dollars | Net Contribution |
|---|---|---|---|---|
| 611100 | Unclassified-Contract | | $136,919.70 | ($136,919.70) |
| **Total Personnel Services** | | | **$136,919.70** | **($136,919.70)** |
| 621100 | Staff Benefits-Unclassified | | $50,883.81 | ($50,883.81) |
| **Total Benefits** | | | **$50,883.81** | **($50,883.81)** |
| 774100 | Data Processing Equipmnt Use-Intrnl | | $490.46 | ($490.46) |
| **Total Operation** | | | **$490.46** | **($490.46)** |
| **Net Contribution (use) of Unallocated General: 215103** | | | **$188,293.97** | **($188,293.97)** |

Report Package: Operating Ledger
report created by: Cats

Dec 4, 2007 3:42:57 PM

# BUDGET REPORT

Organization: MCE55
Minor Construction Engineering

Report Name: Budget Report by Account

Fiscal Year: 2007-08

| ACCOUNT | ACCOUNT_DESC | Revenue Dollars | Expense Dollars | Net Contribution |
|---|---|---|---|---|
| 793000 | Budget Pool-Building | | ($48,000.00) | $48,000.00 |
| Total Operation | | | **($48,000.00)** | **$48,000.00** |
| Net Contribution (use) of Unallocated General: MCE55 | | | **($48,000.00)** | **$48,000.00** |

Report Package: Operating Ledger
report created by: Cats

Dec 4, 2007 3:39:05 PM

# BUDGET REPORT

Organization: MCE562
Minor Construction Project Mgr 4

Report Name: Budget Report by Account

Fiscal Year: 2007-08

| ACCOUNT | ACCOUNT_DESC | Revenue Dollars | Expense Dollars | Net Contribution |
|---|---|---|---|---|
| 793000 | Budget Pool-Building | | ($48,000.00) | $48,000.00 |
| Total Operation | | | **($48,000.00)** | **$48,000.00** |
| Net Contribution (use) of Unallocated General: MCE562 | | | **($48,000.00)** | **$48,000.00** |

Report Package: Operating Ledger
report created by: Cats

Dec 4, 2007 3:40:50 PM

# BUDGET REPORT

Organization: 216595
TT SASC and CTL Reno Phase I

Report Name: Budget Report by Account

Fiscal Year: 2007-08

| ACCOUNT | ACCOUNT_DESC | Revenue Dollars | Expense Dollars | Net Contribution |
|---|---|---|---|---|
| 793000 | Budget Pool-Building | | ($48,000.00) | $48,000.00 |
| Total Operation | | | **($48,000.00)** | **$48,000.00** |
| Net Contribution (use) of Unallocated General: 216595 | | | **($48,000.00)** | **$48,000.00** |

Report Package: Operating Ledger
report created by: Cats

Dec 4, 2007 3:42:57 PM

# BUDGET REPORT

Organization: ENHS
Environmental Health & Safety

Report Name: Budget Report by Account

Fiscal Year: 2007-08

| ACCOUNT | ACCOUNT_DESC | Revenue Dollars | Expense Dollars | Net Contribution |
|---|---|---|---|---|
| 611100 | Unclassified-Contract | | $466,724.04 | ($466,724.04) |
| 612200 | NonExempt Unclassified Hourly | | $33,162.12 | ($33,162.12) |
| 616000 | Student Wages-Budget Pool | | $13,324.00 | ($13,324.00) |
| **Total Personnel Services** | | | **$513,210.16** | **($513,210.16)** |
| 621100 | Staff Benefits-Unclassified | | $191,956.29 | ($191,956.29) |
| **Total Benefits** | | | **$191,956.29** | **($191,956.29)** |
| 717000 | Budget Pool-Contracted Services | | $26,330.00 | ($26,330.00) |
| 730000 | Budget Pool-Supplies | | $14,700.00 | ($14,700.00) |
| 740000 | Budget Pool-Travel | | $21,050.00 | ($21,050.00) |
| 750000 | Budget Pool-Info & Communications | | $17,496.00 | ($17,496.00) |
| 760000 | Budget Pool-Maintenance & Repair | | $53,586.00 | ($53,586.00) |
| 774100 | Data Processing Equipmnt Use-Intrnl | | $11,001.91 | ($11,001.91) |
| **Total Operation** | | | **$144,163.91** | **($144,163.91)** |
| **Net Contribution (use) of Unallocated General: ENHS** | | | **$849,330.36** | **($849,330.36)** |

Report Package: Operating Ledger
report created by: Cats

Dec 4, 2007 3:36:33 PM

# BUDGET REPORT

Organization: ENHS5
Environmental Health & Safety

Report Name: Budget Report by Account

Fiscal Year: 2007-08

| ACCOUNT | ACCOUNT_DESC | Revenue Dollars | Expense Dollars | Net Contribution |
|---|---|---|---|---|
| 611100 | Unclassified-Contract | | $466,724.04 | ($466,724.04) |
| 612200 | NonExempt Unclassified Hourly | | $33,162.12 | ($33,162.12) |
| 616000 | Student Wages-Budget Pool | | $13,324.00 | ($13,324.00) |
| Total Personnel Services | | | **$513,210.16** | **($513,210.16)** |
| 621100 | Staff Benefits-Unclassified | | $191,956.29 | ($191,956.29) |
| Total Benefits | | | **$191,956.29** | **($191,956.29)** |
| 717000 | Budget Pool-Contracted Services | | $26,330.00 | ($26,330.00) |
| 730000 | Budget Pool-Supplies | | $14,700.00 | ($14,700.00) |
| 740000 | Budget Pool-Travel | | $21,050.00 | ($21,050.00) |
| 750000 | Budget Pool-Info & Communications | | $17,496.00 | ($17,496.00) |
| 760000 | Budget Pool-Maintenance & Repair | | $53,586.00 | ($53,586.00) |
| 774100 | Data Processing Equipmnt Use-Intrnl | | $11,001.91 | ($11,001.91) |
| Total Operation | | | **$144,163.91** | **($144,163.91)** |
| Net Contribution (use) of Unallocated General: ENHS5 | | | **$849,330.36** | **($849,330.36)** |

Report Package: Operating Ledger
report created by: Cats

Dec 4, 2007 3:39:05 PM

# BUDGET REPORT

Organization: ENHS55
Environmental Health & Safety

Report Name: Budget Report by Account

Fiscal Year: 2007-08

| ACCOUNT | ACCOUNT_DESC | Revenue Dollars | Expense Dollars | Net Contribution |
|---|---|---|---|---|
| 611100 | Unclassified-Contract | | $466,724.04 | ($466,724.04) |
| 612200 | NonExempt Unclassified Hourly | | $33,162.12 | ($33,162.12) |
| 616000 | Student Wages-Budget Pool | | $13,324.00 | ($13,324.00) |
| **Total Personnel Services** | | | **$513,210.16** | **($513,210.16)** |
| 621100 | Staff Benefits-Unclassified | | $191,956.29 | ($191,956.29) |
| **Total Benefits** | | | **$191,956.29** | **($191,956.29)** |
| 717000 | Budget Pool-Contracted Services | | $26,330.00 | ($26,330.00) |
| 730000 | Budget Pool-Supplies | | $14,700.00 | ($14,700.00) |
| 740000 | Budget Pool-Travel | | $21,050.00 | ($21,050.00) |
| 750000 | Budget Pool-Info & Communications | | $17,496.00 | ($17,496.00) |
| 760000 | Budget Pool-Maintenance & Repair | | $53,586.00 | ($53,586.00) |
| 774100 | Data Processing Equipmnt Use-Intrnl | | $11,001.91 | ($11,001.91) |
| **Total Operation** | | | **$144,163.91** | **($144,163.91)** |
| **Net Contribution (use) of Unallocated General: ENHS55** | | | **$849,330.36** | **($849,330.36)** |

Report Package: Operating Ledger
report created by: Cats

Dec 4, 2007 3:40:50 PM

# BUDGET REPORT

Organization: 215110
Environmental Health & Safety

Report Name: Budget Report by Account

Fiscal Year: 2007-08

| ACCOUNT | ACCOUNT_DESC | Revenue Dollars | Expense Dollars | Net Contribution |
|---|---|---|---|---|
| 611100 | Unclassified-Contract | | $466,724.04 | ($466,724.04) |
| 612200 | NonExempt Unclassified Hourly | | $33,162.12 | ($33,162.12) |
| 616000 | Student Wages-Budget Pool | | $13,324.00 | ($13,324.00) |
| **Total Personnel Services** | | | **$513,210.16** | **($513,210.16)** |
| 621100 | Staff Benefits-Unclassified | | $191,956.29 | ($191,956.29) |
| **Total Benefits** | | | **$191,956.29** | **($191,956.29)** |
| 717000 | Budget Pool-Contracted Services | | $26,330.00 | ($26,330.00) |
| 730000 | Budget Pool-Supplies | | $14,700.00 | ($14,700.00) |
| 740000 | Budget Pool-Travel | | $21,050.00 | ($21,050.00) |
| 750000 | Budget Pool-Info & Communications | | $17,496.00 | ($17,496.00) |
| 760000 | Budget Pool-Maintenance & Repair | | $53,586.00 | ($53,586.00) |
| 774100 | Data Processing Equipmnt Use-Intrnl | | $11,001.91 | ($11,001.91) |
| **Total Operation** | | | **$144,163.91** | **($144,163.91)** |
| **Net Contribution (use) of Unallocated General: 215110** | | | **$849,330.36** | **($849,330.36)** |

Report Package: Operating Ledger
report created by: Cats

Dec 4, 2007 3:42:57 PM

# BUDGET REPORT

Organization: PKTN
Parking & Transportation

Report Name: Budget Report by Account

Fiscal Year: 2007-08

| ACCOUNT | ACCOUNT_DESC | Revenue Dollars | Expense Dollars | Net Contribution |
|---|---|---|---|---|
| 505630 | Parking Lot Hourly Fee | $30,000.00 | | $30,000.00 |
| 505750 | Parking Permits/Fees | $1,080,000.00 | | $1,080,000.00 |
| 505760 | Parking Fines | $420,000.00 | | $420,000.00 |
| **Total Revenue** | | **$1,530,000.00** | | **$1,530,000.00** |
| 611100 | Unclassified-Contract | | $60,178.24 | ($60,178.24) |
| 611109 | Unclassified-Vacancy Credit BgtPool | | $14,035.00 | ($14,035.00) |
| 612000 | Classified-Budget Pool | | $508,690.29 | ($508,690.29) |
| 612109 | Classified-Vacancy Credit BP | | $7,782.00 | ($7,782.00) |
| 613000 | Classified-Overtime Budget Pool | | $22,236.00 | ($22,236.00) |
| 616000 | Student Wages-Budget Pool | | $94,996.00 | ($94,996.00) |
| **Total Personnel Services** | | | **$707,917.53** | **($707,917.53)** |
| 621100 | Staff Benefits-Unclassified | | $23,108.45 | ($23,108.45) |
| 622100 | Staff Benefits-Classified/Exmt Hrly | | $236,540.98 | ($236,540.98) |
| 622130 | Staff Benefits-Classified-Overtime | | $10,339.74 | ($10,339.74) |
| **Total Benefits** | | | **$269,989.17** | **($269,989.17)** |
| 717000 | Budget Pool-Contracted Services | | $5,660.80 | ($5,660.80) |
| 730000 | Budget Pool-Supplies | | $35,000.00 | ($35,000.00) |
| 740000 | Budget Pool-Travel | | $120,000.00 | ($120,000.00) |
| 747930 | Cost Recovery-Travel | | ($435,268.29) | $435,268.29 |
| 750000 | Budget Pool-Info & Communications | | $82,935.00 | ($82,935.00) |
| 760000 | Budget Pool-Maintenance & Repair | | $170,000.00 | ($170,000.00) |
| 770100 | Insurance | | $40,000.00 | ($40,000.00) |
| 774100 | Data Processing Equipmnt Use-Intrnl | | $55,711.86 | ($55,711.86) |
| 775000 | Budget Pool-Equipment Rental Charge | | $13,892.64 | ($13,892.64) |
| **Total Operation** | | | **$87,932.01** | **($87,932.01)** |
| 878300 | Plant O&M Cost Allocatn Aux-Debit | | $86,335.29 | ($86,335.29) |
| 878700 | Indirect Costs Aux-Debit | | $80,482.00 | ($80,482.00) |
| 879800 | Debt Payment-MT-Debit | | $153,113.00 | ($153,113.00) |
| 879840 | Renewal & Replacement-Debit | | $144,231.00 | ($144,231.00) |
| **Total Transfers** | | | **$464,161.29** | **($464,161.29)** |
| **Net Contribution (use) of Unallocated General: PKTN** | | **$1,530,000.00** | **$1,530,000.00** | **$0.00** |

Report Package: Operating Ledger
report created by: Cats

Dec 4, 2007 3:36:33 PM

# BUDGET REPORT

Organization: PKTN5
Parking & Transportation

Report Name: Budget Report by Account

Fiscal Year: 2007-08

| ACCOUNT | ACCOUNT_DESC | Revenue Dollars | Expense Dollars | Net Contribution |
|---|---|---|---|---|
| 505630 | Parking Lot Hourly Fee | $30,000.00 | | $30,000.00 |
| 505750 | Parking Permits/Fees | $1,080,000.00 | | $1,080,000.00 |
| 505760 | Parking Fines | $420,000.00 | | $420,000.00 |
| **Total Revenue** | | **$1,530,000.00** | | **$1,530,000.00** |
| 611100 | Unclassified-Contract | | $60,178.24 | ($60,178.24) |
| 611109 | Unclassified-Vacancy Credit BgtPool | | $14,035.00 | ($14,035.00) |
| 612000 | Classified-Budget Pool | | $508,690.29 | ($508,690.29) |
| 612109 | Classified-Vacancy Credit BP | | $7,782.00 | ($7,782.00) |
| 613000 | Classified-Overtime Budget Pool | | $22,236.00 | ($22,236.00) |
| 616000 | Student Wages-Budget Pool | | $94,996.00 | ($94,996.00) |
| **Total Personnel Services** | | | **$707,917.53** | **($707,917.53)** |
| 621100 | Staff Benefits-Unclassified | | $23,108.45 | ($23,108.45) |
| 622100 | Staff Benefits-Classified/Exmt Hrly | | $236,540.98 | ($236,540.98) |
| 622130 | Staff Benefits-Classified-Overtime | | $10,339.74 | ($10,339.74) |
| **Total Benefits** | | | **$269,989.17** | **($269,989.17)** |
| 717000 | Budget Pool-Contracted Services | | $5,660.80 | ($5,660.80) |
| 730000 | Budget Pool-Supplies | | $35,000.00 | ($35,000.00) |
| 740000 | Budget Pool-Travel | | $120,000.00 | ($120,000.00) |
| 747930 | Cost Recovery-Travel | | ($435,268.29) | $435,268.29 |
| 750000 | Budget Pool-Info & Communications | | $82,935.00 | ($82,935.00) |
| 760000 | Budget Pool-Maintenance & Repair | | $170,000.00 | ($170,000.00) |
| 770100 | Insurance | | $40,000.00 | ($40,000.00) |
| 774100 | Data Processing Equipmnt Use-Intrnl | | $55,711.86 | ($55,711.86) |
| 775000 | Budget Pool-Equipment Rental Charge | | $13,892.64 | ($13,892.64) |
| **Total Operation** | | | **$87,932.01** | **($87,932.01)** |
| 878300 | Plant O&M Cost Allocatn Aux-Debit | | $86,335.29 | ($86,335.29) |
| 878700 | Indirect Costs Aux-Debit | | $80,482.00 | ($80,482.00) |
| 879800 | Debt Payment-MT-Debit | | $153,113.00 | ($153,113.00) |
| 879840 | Renewal & Replacement-Debit | | $144,231.00 | ($144,231.00) |
| **Total Transfers** | | | **$464,161.29** | **($464,161.29)** |
| **Net Contribution (use) of Unallocated General: PKTN5** | | **$1,530,000.00** | **$1,530,000.00** | **$0.00** |

Report Package: Operating Ledger
report created by: Cats

Dec 4, 2007 3:39:05 PM

# BUDGET REPORT

Organization: PKTN55
Parking & Transportation

Report Name: Budget Report by Account

Fiscal Year: 2007-08

| ACCOUNT | ACCOUNT_DESC | Revenue Dollars | Expense Dollars | Net Contribution |
|---|---|---|---|---|
| 505630 | Parking Lot Hourly Fee | $30,000.00 | | $30,000.00 |
| 505750 | Parking Permits/Fees | $1,080,000.00 | | $1,080,000.00 |
| 505760 | Parking Fines | $420,000.00 | | $420,000.00 |
| **Total Revenue** | | **$1,530,000.00** | | **$1,530,000.00** |
| 611100 | Unclassified-Contract | | $60,178.24 | ($60,178.24) |
| 611109 | Unclassified-Vacancy Credit BgtPool | | $14,035.00 | ($14,035.00) |
| 612000 | Classified-Budget Pool | | $508,690.29 | ($508,690.29) |
| 612109 | Classified-Vacancy Credit BP | | $7,782.00 | ($7,782.00) |
| 613000 | Classified-Overtime Budget Pool | | $22,236.00 | ($22,236.00) |
| 616000 | Student Wages-Budget Pool | | $94,996.00 | ($94,996.00) |
| **Total Personnel Services** | | | **$707,917.53** | **($707,917.53)** |
| 621100 | Staff Benefits-Unclassified | | $23,108.45 | ($23,108.45) |
| 622100 | Staff Benefits-Classified/Exmt Hrly | | $236,540.98 | ($236,540.98) |
| 622130 | Staff Benefits-Classified-Overtime | | $10,339.74 | ($10,339.74) |
| **Total Benefits** | | | **$269,989.17** | **($269,989.17)** |
| 717000 | Budget Pool-Contracted Services | | $5,660.80 | ($5,660.80) |
| 730000 | Budget Pool-Supplies | | $35,000.00 | ($35,000.00) |
| 740000 | Budget Pool-Travel | | $120,000.00 | ($120,000.00) |
| 747930 | Cost Recovery-Travel | | ($435,268.29) | $435,268.29 |
| 750000 | Budget Pool-Info & Communications | | $82,935.00 | ($82,935.00) |
| 760000 | Budget Pool-Maintenance & Repair | | $170,000.00 | ($170,000.00) |
| 770100 | Insurance | | $40,000.00 | ($40,000.00) |
| 774100 | Data Processing Equipmnt Use-Intrnl | | $55,711.86 | ($55,711.86) |
| 775000 | Budget Pool-Equipment Rental Charge | | $13,892.64 | ($13,892.64) |
| **Total Operation** | | | **$87,932.01** | **($87,932.01)** |
| 878300 | Plant O&M Cost Allocatn Aux-Debit | | $86,335.29 | ($86,335.29) |
| 878700 | Indirect Costs Aux-Debit | | $80,482.00 | ($80,482.00) |
| 879800 | Debt Payment-MT-Debit | | $153,113.00 | ($153,113.00) |
| 879840 | Renewal & Replacement-Debit | | $144,231.00 | ($144,231.00) |
| **Total Transfers** | | | **$464,161.29** | **($464,161.29)** |
| **Net Contribution (use) of Unallocated General: PKTN55** | | **$1,530,000.00** | **$1,530,000.00** | **$0.00** |

Report Package: Operating Ledger
report created by: Cats

Dec 4, 2007 3:40:50 PM

# BUDGET REPORT

Organization: 445000
Parking & Transportation

Report Name: Budget Report by Account

Fiscal Year: 2007-08

| ACCOUNT | ACCOUNT_DESC | Revenue Dollars | Expense Dollars | Net Contribution |
|---|---|---|---|---|
| 505630 | Parking Lot Hourly Fee | $30,000.00 | | $30,000.00 |
| 505750 | Parking Permits/Fees | $1,080,000.00 | | $1,080,000.00 |
| 505760 | Parking Fines | $420,000.00 | | $420,000.00 |
| **Total Revenue** | | **$1,530,000.00** | | **$1,530,000.00** |
| 611100 | Unclassified-Contract | | $60,178.24 | ($60,178.24) |
| 611109 | Unclassified-Vacancy Credit BgtPool | | $14,035.00 | ($14,035.00) |
| 612000 | Classified-Budget Pool | | $508,690.29 | ($508,690.29) |
| 612109 | Classified-Vacancy Credit BP | | $7,782.00 | ($7,782.00) |
| 613000 | Classified-Overtime Budget Pool | | $22,236.00 | ($22,236.00) |
| 616000 | Student Wages-Budget Pool | | $94,996.00 | ($94,996.00) |
| **Total Personnel Services** | | | **$707,917.53** | **($707,917.53)** |
| 621100 | Staff Benefits-Unclassified | | $23,108.45 | ($23,108.45) |
| 622100 | Staff Benefits-Classified/Exmt Hrly | | $236,540.98 | ($236,540.98) |
| 622130 | Staff Benefits-Classified-Overtime | | $10,339.74 | ($10,339.74) |
| **Total Benefits** | | | **$269,989.17** | **($269,989.17)** |
| 717000 | Budget Pool-Contracted Services | | $5,660.80 | ($5,660.80) |
| 730000 | Budget Pool-Supplies | | $35,000.00 | ($35,000.00) |
| 740000 | Budget Pool-Travel | | $120,000.00 | ($120,000.00) |
| 747930 | Cost Recovery-Travel | | ($435,268.29) | $435,268.29 |
| 750000 | Budget Pool-Info & Communications | | $82,935.00 | ($82,935.00) |
| 760000 | Budget Pool-Maintenance & Repair | | $170,000.00 | ($170,000.00) |
| 770100 | Insurance | | $40,000.00 | ($40,000.00) |
| 774100 | Data Processing Equipmnt Use-Intrnl | | $55,711.86 | ($55,711.86) |
| 775000 | Budget Pool-Equipment Rental Charge | | $13,892.64 | ($13,892.64) |
| **Total Operation** | | | **$87,932.01** | **($87,932.01)** |
| 878300 | Plant O&M Cost Allocatn Aux-Debit | | $86,335.29 | ($86,335.29) |
| 878700 | Indirect Costs Aux-Debit | | $80,482.00 | ($80,482.00) |
| 879800 | Debt Payment-MT-Debit | | $153,113.00 | ($153,113.00) |
| 879840 | Renewal & Replacement-Debit | | $144,231.00 | ($144,231.00) |
| **Total Transfers** | | | **$464,161.29** | **($464,161.29)** |
| **Net Contribution (use) of Unallocated General: 445000** | | **$1,530,000.00** | **$1,530,000.00** | **$0.00** |

Report Package: Operating Ledger
report created by: Cats

Dec 4, 2007 3:42:57 PM

# BUDGET REPORT

Organization: PPAM
Physical Plant Administration

Report Name: Budget Report by Account

Fiscal Year: 2007-08

| ACCOUNT | ACCOUNT_DESC | Revenue Dollars | Expense Dollars | Net Contribution |
|---|---|---|---|---|
| 505250 | Departmental Sales & Service | $2,000.00 | | $2,000.00 |
| **Total Revenue** | | **$2,000.00** | | **$2,000.00** |
| 611100 | Unclassified-Contract | | $509,254.10 | ($509,254.10) |
| 612000 | Classified-Budget Pool | | $4,339,204.18 | ($4,339,204.18) |
| 612109 | Classified-Vacancy Credit BP | | $2,483.00 | ($2,483.00) |
| 613000 | Classified-Overtime Budget Pool | | $80,241.00 | ($80,241.00) |
| 613700 | Classified-Shift Differential | | $46,040.00 | ($46,040.00) |
| 616000 | Student Wages-Budget Pool | | $44,584.00 | ($44,584.00) |
| **Total Personnel Services** | | | **$5,021,806.28** | **($5,021,806.28)** |
| 621100 | Staff Benefits-Unclassified | | $195,553.59 | ($195,553.59) |
| 622100 | Staff Benefits-Classified/Exmt Hrly | | $2,017,729.81 | ($2,017,729.81) |
| 622130 | Staff Benefits-Classified-Overtime | | $58,720.67 | ($58,720.67) |
| **Total Benefits** | | | **$2,272,004.07** | **($2,272,004.07)** |
| 717000 | Budget Pool-Contracted Services | | $355,186.00 | ($355,186.00) |
| 730000 | Budget Pool-Supplies | | $571,073.00 | ($571,073.00) |
| 740000 | Budget Pool-Travel | | $69,086.00 | ($69,086.00) |
| 750000 | Budget Pool-Info & Communications | | $78,904.00 | ($78,904.00) |
| 757930 | Cost Recovery-Informatn/Communicatn | | ($57,764.00) | $57,764.00 |
| 760000 | Budget Pool-Maintenance & Repair | | $8,377,227.00 | ($8,377,227.00) |
| 772000 | Budget Pool-Employee Education Cost | | $3,811.00 | ($3,811.00) |
| 774100 | Data Processing Equipmnt Use-Intrnl | | $102,628.87 | ($102,628.87) |
| 775000 | Budget Pool-Equipment Rental Charge | | $2,500.00 | ($2,500.00) |
| 777000 | Budget Pool-Other Miscellaneous | | $3,748.00 | ($3,748.00) |
| 794000 | Budget Pool-Capital Equipment | | $1,000.00 | ($1,000.00) |
| **Total Operation** | | | **$9,507,399.87** | **($9,507,399.87)** |
| 879840 | Renewal & Replacement-Debit | | $39,613.00 | ($39,613.00) |
| 879890 | Earning Support/Trsf-Credit | | ($99,006.75) | $99,006.75 |
| **Total Transfers** | | | **($59,393.75)** | **$59,393.75** |
| **Net Contribution (use) of Unallocated General: PPAM** | | **$2,000.00** | **$16,741,816.47** | **($16,739,816.47)** |

Report Package: Operating Ledger
report created by: Cats

Dec 4, 2007 3:36:33 PM

# BUDGET REPORT

Organization: EVS55
Environmental Services

Report Name: Budget Report by Account

Fiscal Year: 2007-08

| ACCOUNT | ACCOUNT_DESC | Revenue Dollars | Expense Dollars | Net Contribution |
|---|---|---|---|---|
| 611100 | Unclassified-Contract | | $122,891.74 | ($122,891.74) |
| 612000 | Classified-Budget Pool | | $1,705,192.56 | ($1,705,192.56) |
| 613000 | Classified-Overtime Budget Pool | | $14,000.00 | ($14,000.00) |
| 613700 | Classified-Shift Differential | | $40,040.00 | ($40,040.00) |
| **Total Personnel Services** | | | **$1,882,124.30** | **($1,882,124.30)** |
| 621100 | Staff Benefits-Unclassified | | $47,190.43 | ($47,190.43) |
| 622100 | Staff Benefits-Classified/Exmt Hrly | | $792,914.53 | ($792,914.53) |
| 622130 | Staff Benefits-Classified-Overtime | | $25,128.60 | ($25,128.60) |
| **Total Benefits** | | | **$865,233.56** | **($865,233.56)** |
| 730000 | Budget Pool-Supplies | | $161,578.00 | ($161,578.00) |
| 740000 | Budget Pool-Travel | | $6,000.00 | ($6,000.00) |
| 750000 | Budget Pool-Info & Communications | | $12,290.00 | ($12,290.00) |
| 760000 | Budget Pool-Maintenance & Repair | | $768,626.00 | ($768,626.00) |
| 772000 | Budget Pool-Employee Education Cost | | $1,000.00 | ($1,000.00) |
| 774100 | Data Processing Equipmnt Use-Intrnl | | $9,285.31 | ($9,285.31) |
| **Total Operation** | | | **$958,779.31** | **($958,779.31)** |
| **Net Contribution (use) of Unallocated General: EVS55** | | | **$3,706,137.17** | **($3,706,137.17)** |

Report Package: Operating Ledger
report created by: Cats

Dec 4, 2007 3:39:05 PM

# BUDGET REPORT

Organization: EVS555
Environmental Services

Report Name: Budget Report by Account

Fiscal Year: 2007-08

| ACCOUNT | ACCOUNT_DESC | Revenue Dollars | Expense Dollars | Net Contribution |
|---|---|---|---|---|
| 611100 | Unclassified-Contract | | $122,891.74 | ($122,891.74) |
| 612000 | Classified-Budget Pool | | $1,705,192.56 | ($1,705,192.56) |
| 613000 | Classified-Overtime Budget Pool | | $14,000.00 | ($14,000.00) |
| 613700 | Classified-Shift Differential | | $40,040.00 | ($40,040.00) |
| **Total Personnel Services** | | | **$1,882,124.30** | **($1,882,124.30)** |
| 621100 | Staff Benefits-Unclassified | | $47,190.43 | ($47,190.43) |
| 622100 | Staff Benefits-Classified/Exmt Hrly | | $792,914.53 | ($792,914.53) |
| 622130 | Staff Benefits-Classified-Overtime | | $25,128.60 | ($25,128.60) |
| **Total Benefits** | | | **$865,233.56** | **($865,233.56)** |
| 730000 | Budget Pool-Supplies | | $161,578.00 | ($161,578.00) |
| 740000 | Budget Pool-Travel | | $6,000.00 | ($6,000.00) |
| 750000 | Budget Pool-Info & Communications | | $12,290.00 | ($12,290.00) |
| 760000 | Budget Pool-Maintenance & Repair | | $768,626.00 | ($768,626.00) |
| 772000 | Budget Pool-Employee Education Cost | | $1,000.00 | ($1,000.00) |
| 774100 | Data Processing Equipmnt Use-Intrnl | | $9,285.31 | ($9,285.31) |
| **Total Operation** | | | **$958,779.31** | **($958,779.31)** |
| **Net Contribution (use) of Unallocated General: EVS555** | | | **$3,706,137.17** | **($3,706,137.17)** |

Report Package: Operating Ledger
report created by: Cats

Dec 4, 2007 3:40:50 PM

# BUDGET REPORT

Organization: 215050
Environmental Services

Report Name: Budget Report by Account

Fiscal Year: 2007-08

| ACCOUNT | ACCOUNT_DESC | Revenue Dollars | Expense Dollars | Net Contribution |
|---|---|---|---|---|
| 611100 | Unclassified-Contract | | $122,891.74 | ($122,891.74) |
| 612000 | Classified-Budget Pool | | $1,705,192.56 | ($1,705,192.56) |
| 613000 | Classified-Overtime Budget Pool | | $14,000.00 | ($14,000.00) |
| 613700 | Classified-Shift Differential | | $40,040.00 | ($40,040.00) |
| **Total Personnel Services** | | | **$1,882,124.30** | **($1,882,124.30)** |
| 621100 | Staff Benefits-Unclassified | | $47,190.43 | ($47,190.43) |
| 622100 | Staff Benefits-Classified/Exmt Hrly | | $792,914.53 | ($792,914.53) |
| 622130 | Staff Benefits-Classified-Overtime | | $25,128.60 | ($25,128.60) |
| **Total Benefits** | | | **$865,233.56** | **($865,233.56)** |
| 730000 | Budget Pool-Supplies | | $161,578.00 | ($161,578.00) |
| 740000 | Budget Pool-Travel | | $6,000.00 | ($6,000.00) |
| 750000 | Budget Pool-Info & Communications | | $12,290.00 | ($12,290.00) |
| 760000 | Budget Pool-Maintenance & Repair | | $768,626.00 | ($768,626.00) |
| 772000 | Budget Pool-Employee Education Cost | | $1,000.00 | ($1,000.00) |
| 774100 | Data Processing Equipmnt Use-Intrnl | | $9,285.31 | ($9,285.31) |
| **Total Operation** | | | **$958,779.31** | **($958,779.31)** |
| **Net Contribution (use) of Unallocated General: 215050** | | | **$3,706,137.17** | **($3,706,137.17)** |

Report Package: Operating Ledger
report created by: Cats

Dec 4, 2007 3:42:57 PM

# BUDGET REPORT

Organization: FCO55
Facilities Operations

Report Name: Budget Report by Account

Fiscal Year: 2007-08

| ACCOUNT | ACCOUNT_DESC | Revenue Dollars | Expense Dollars | Net Contribution |
|---|---|---|---|---|
| 505250 | Departmental Sales & Service | $2,000.00 | | $2,000.00 |
| **Total Revenue** | | **$2,000.00** | | **$2,000.00** |
| 611100 | Unclassified-Contract | | $66,624.65 | ($66,624.65) |
| 612000 | Classified-Budget Pool | | $1,953,234.00 | ($1,953,234.00) |
| 612109 | Classified-Vacancy Credit BP | | $2,483.00 | ($2,483.00) |
| 613000 | Classified-Overtime Budget Pool | | $41,241.00 | ($41,241.00) |
| 613700 | Classified-Shift Differential | | $6,000.00 | ($6,000.00) |
| 616000 | Student Wages-Budget Pool | | $13,420.00 | ($13,420.00) |
| **Total Personnel Services** | | | **$2,083,002.65** | **($2,083,002.65)** |
| 621100 | Staff Benefits-Unclassified | | $24,959.87 | ($24,959.87) |
| 622100 | Staff Benefits-Classified/Exmt Hrly | | $908,253.69 | ($908,253.69) |
| 622130 | Staff Benefits-Classified-Overtime | | $21,967.07 | ($21,967.07) |
| **Total Benefits** | | | **$955,180.63** | **($955,180.63)** |
| 717000 | Budget Pool-Contracted Services | | $9,001.00 | ($9,001.00) |
| 730000 | Budget Pool-Supplies | | $360,073.00 | ($360,073.00) |
| 740000 | Budget Pool-Travel | | $52,417.00 | ($52,417.00) |
| 750000 | Budget Pool-Info & Communications | | $37,095.00 | ($37,095.00) |
| 757930 | Cost Recovery-Informatn/Communicatn | | ($57,764.00) | $57,764.00 |
| 760000 | Budget Pool-Maintenance & Repair | | $1,251,711.00 | ($1,251,711.00) |
| 772000 | Budget Pool-Employee Education Cost | | $2,000.00 | ($2,000.00) |
| 774100 | Data Processing Equipmnt Use-Intrnl | | $9,775.77 | ($9,775.77) |
| 777000 | Budget Pool-Other Miscellaneous | | $3,498.00 | ($3,498.00) |
| 794000 | Budget Pool-Capital Equipment | | $1,000.00 | ($1,000.00) |
| **Total Operation** | | | **$1,668,806.77** | **($1,668,806.77)** |
| 879840 | Renewal & Replacement-Debit | | $2,000.00 | ($2,000.00) |
| 879890 | Earning Support/Trsf-Credit | | ($99,006.75) | $99,006.75 |
| **Total Transfers** | | | **($97,006.75)** | **$97,006.75** |
| **Net Contribution (use) of Unallocated General: FCO55** | | **$2,000.00** | **$4,609,983.30** | **($4,607,983.30)** |

Report Package: Operating Ledger
report created by: Cats

Dec 4, 2007 3:39:05 PM

# BUDGET REPORT

Organization: FCO551
Facilities Operations

Report Name: Budget Report by Account

Fiscal Year: 2007-08

| ACCOUNT | ACCOUNT_DESC | Revenue Dollars | Expense Dollars | Net Contribution |
|---|---|---|---|---|
| 611100 | Unclassified-Contract | | $66,624.65 | ($66,624.65) |
| 612000 | Classified-Budget Pool | | $1,721,209.96 | ($1,721,209.96) |
| 612109 | Classified-Vacancy Credit BP | | $2,483.00 | ($2,483.00) |
| 613000 | Classified-Overtime Budget Pool | | $28,500.00 | ($28,500.00) |
| 613700 | Classified-Shift Differential | | $4,500.00 | ($4,500.00) |
| 616000 | Student Wages-Budget Pool | | $5,000.00 | ($5,000.00) |
| **Total Personnel Services** | | | **$1,828,317.61** | **($1,828,317.61)** |
| 621100 | Staff Benefits-Unclassified | | $24,959.87 | ($24,959.87) |
| 622100 | Staff Benefits-Classified/Exmt Hrly | | $800,362.51 | ($800,362.51) |
| 622130 | Staff Benefits-Classified-Overtime | | $15,345.00 | ($15,345.00) |
| **Total Benefits** | | | **$840,667.38** | **($840,667.38)** |
| 717000 | Budget Pool-Contracted Services | | $8,000.00 | ($8,000.00) |
| 730000 | Budget Pool-Supplies | | $296,273.00 | ($296,273.00) |
| 740000 | Budget Pool-Travel | | $44,917.00 | ($44,917.00) |
| 750000 | Budget Pool-Info & Communications | | $34,193.00 | ($34,193.00) |
| 760000 | Budget Pool-Maintenance & Repair | | $1,205,311.00 | ($1,205,311.00) |
| 772000 | Budget Pool-Employee Education Cost | | $1,500.00 | ($1,500.00) |
| 777000 | Budget Pool-Other Miscellaneous | | $2,712.00 | ($2,712.00) |
| 794000 | Budget Pool-Capital Equipment | | $1,000.00 | ($1,000.00) |
| **Total Operation** | | | **$1,593,906.00** | **($1,593,906.00)** |
| **Net Contribution (use) of Unallocated General: FCO551** | | | **$4,262,890.99** | **($4,262,890.99)** |

Report Package: Operating Ledger
report created by: Cats

Dec 4, 2007 3:40:50 PM

# BUDGET REPORT

Organization: 215060
Plant Operations

Report Name: Budget Report by Account

Fiscal Year: 2007-08

| ACCOUNT | ACCOUNT_DESC | Revenue Dollars | Expense Dollars | Net Contribution |
|---|---|---|---|---|
| 611100 | Unclassified-Contract | | $66,624.65 | ($66,624.65) |
| 612000 | Classified-Budget Pool | | $1,721,209.96 | ($1,721,209.96) |
| 612109 | Classified-Vacancy Credit BP | | $2,483.00 | ($2,483.00) |
| 613000 | Classified-Overtime Budget Pool | | $28,500.00 | ($28,500.00) |
| 613700 | Classified-Shift Differential | | $4,500.00 | ($4,500.00) |
| 616000 | Student Wages-Budget Pool | | $5,000.00 | ($5,000.00) |
| **Total Personnel Services** | | | **$1,828,317.61** | **($1,828,317.61)** |
| 621100 | Staff Benefits-Unclassified | | $24,959.87 | ($24,959.87) |
| 622100 | Staff Benefits-Classified/Exmt Hrly | | $800,362.51 | ($800,362.51) |
| 622130 | Staff Benefits-Classified-Overtime | | $15,345.00 | ($15,345.00) |
| **Total Benefits** | | | **$840,667.38** | **($840,667.38)** |
| 717000 | Budget Pool-Contracted Services | | $8,000.00 | ($8,000.00) |
| 730000 | Budget Pool-Supplies | | $266,273.00 | ($266,273.00) |
| 740000 | Budget Pool-Travel | | $44,917.00 | ($44,917.00) |
| 750000 | Budget Pool-Info & Communications | | $34,193.00 | ($34,193.00) |
| 760000 | Budget Pool-Maintenance & Repair | | $845,311.00 | ($845,311.00) |
| 772000 | Budget Pool-Employee Education Cost | | $1,500.00 | ($1,500.00) |
| 777000 | Budget Pool-Other Miscellaneous | | $2,712.00 | ($2,712.00) |
| 794000 | Budget Pool-Capital Equipment | | $1,000.00 | ($1,000.00) |
| **Total Operation** | | | **$1,203,906.00** | **($1,203,906.00)** |
| **Net Contribution (use) of Unallocated General: 215060** | | | **$3,872,890.99** | **($3,872,890.99)** |

Report Package: Operating Ledger
report created by: Cats

Dec 4, 2007 3:42:57 PM

# BUDGET REPORT

Organization: 215063
HVAC Shop

Report Name: Budget Report by Account

Fiscal Year: 2007-08

| ACCOUNT | ACCOUNT_DESC | Revenue Dollars | Expense Dollars | Net Contribution |
|---|---|---|---|---|
| 730000 | Budget Pool-Supplies | | $30,000.00 | ($30,000.00) |
| 760000 | Budget Pool-Maintenance & Repair | | $360,000.00 | ($360,000.00) |
| Total Operation | | | **$390,000.00** | **($390,000.00)** |
| Net Contribution (use) of Unallocated General: 215063 | | | **$390,000.00** | **($390,000.00)** |

Report Package: Operating Ledger
report created by: Cats

Dec 4, 2007 3:42:57 PM

# BUDGET REPORT

Organization: FCO552

Lake Campus Facilities Operations

Report Name: Budget Report by Account

Fiscal Year: 2007-08

| ACCOUNT | ACCOUNT_DESC | Revenue Dollars | Expense Dollars | Net Contribution |
|---|---|---|---|---|
| 612000 | Classified-Budget Pool | | $161,865.94 | ($161,865.94) |
| 613000 | Classified-Overtime Budget Pool | | $9,241.00 | ($9,241.00) |
| 613700 | Classified-Shift Differential | | $1,500.00 | ($1,500.00) |
| 616000 | Student Wages-Budget Pool | | $4,000.00 | ($4,000.00) |
| **Total Personnel Services** | | | **$176,606.94** | **($176,606.94)** |
| 622100 | Staff Benefits-Classified/Exmt Hrly | | $75,267.66 | ($75,267.66) |
| 622130 | Staff Benefits-Classified-Overtime | | $4,994.57 | ($4,994.57) |
| **Total Benefits** | | | **$80,262.23** | **($80,262.23)** |
| 730000 | Budget Pool-Supplies | | $33,800.00 | ($33,800.00) |
| 740000 | Budget Pool-Travel | | $1,500.00 | ($1,500.00) |
| 750000 | Budget Pool-Info & Communications | | $529.00 | ($529.00) |
| 760000 | Budget Pool-Maintenance & Repair | | $45,400.00 | ($45,400.00) |
| 774100 | Data Processing Equipmnt Use-Intrnl | | $9,285.31 | ($9,285.31) |
| 777000 | Budget Pool-Other Miscellaneous | | $786.00 | ($786.00) |
| **Total Operation** | | | **$91,300.31** | **($91,300.31)** |
| **Net Contribution (use) of Unallocated General: FCO552** | | | **$348,169.48** | **($348,169.48)** |

Report Package: Operating Ledger

report created by: Cats

Dec 4, 2007 3:40:50 PM

# BUDGET REPORT

Organization: 215065

Lake Campus Buildings & Grounds

Report Name: Budget Report by Account

Fiscal Year: 2007-08

| ACCOUNT | ACCOUNT_DESC | Revenue Dollars | Expense Dollars | Net Contribution |
|---|---|---|---|---|
| 612000 | Classified-Budget Pool | | $161,865.94 | ($161,865.94) |
| 613000 | Classified-Overtime Budget Pool | | $9,241.00 | ($9,241.00) |
| 613700 | Classified-Shift Differential | | $1,500.00 | ($1,500.00) |
| 616000 | Student Wages-Budget Pool | | $4,000.00 | ($4,000.00) |
| **Total Personnel Services** | | | **$176,606.94** | **($176,606.94)** |
| 622100 | Staff Benefits-Classified/Exmt Hrly | | $75,267.66 | ($75,267.66) |
| 622130 | Staff Benefits-Classified-Overtime | | $4,994.57 | ($4,994.57) |
| **Total Benefits** | | | **$80,262.23** | **($80,262.23)** |
| 730000 | Budget Pool-Supplies | | $33,800.00 | ($33,800.00) |
| 740000 | Budget Pool-Travel | | $1,500.00 | ($1,500.00) |
| 750000 | Budget Pool-Info & Communications | | $529.00 | ($529.00) |
| 760000 | Budget Pool-Maintenance & Repair | | $45,400.00 | ($45,400.00) |
| 774100 | Data Processing Equipmnt Use-Intrnl | | $9,285.31 | ($9,285.31) |
| 777000 | Budget Pool-Other Miscellaneous | | $786.00 | ($786.00) |
| **Total Operation** | | | **$91,300.31** | **($91,300.31)** |
| **Net Contribution (use) of Unallocated General: 215065** | | | **$348,169.48** | **($348,169.48)** |

Report Package: Operating Ledger

report created by: Cats

Dec 4, 2007 3:42:57 PM

# BUDGET REPORT

Organization: SGN555
Sign Shop

Report Name: Budget Report by Account

Fiscal Year: 2007-08

| ACCOUNT | ACCOUNT_DESC | Revenue Dollars | Expense Dollars | Net Contribution |
|---|---|---|---|---|
| 505250 | Departmental Sales & Service | $2,000.00 | | $2,000.00 |
| **Total Revenue** | | **$2,000.00** | | **$2,000.00** |
| 612000 | Classified-Budget Pool | | $70,158.10 | ($70,158.10) |
| 613000 | Classified-Overtime Budget Pool | | $3,500.00 | ($3,500.00) |
| 616000 | Student Wages-Budget Pool | | $4,420.00 | ($4,420.00) |
| **Total Personnel Services** | | | **$78,078.10** | **($78,078.10)** |
| 622100 | Staff Benefits-Classified/Exmt Hrly | | $32,623.52 | ($32,623.52) |
| 622130 | Staff Benefits-Classified-Overtime | | $1,627.50 | ($1,627.50) |
| **Total Benefits** | | | **$34,251.02** | **($34,251.02)** |
| 717000 | Budget Pool-Contracted Services | | $1,001.00 | ($1,001.00) |
| 730000 | Budget Pool-Supplies | | $30,000.00 | ($30,000.00) |
| 740000 | Budget Pool-Travel | | $6,000.00 | ($6,000.00) |
| 750000 | Budget Pool-Info & Communications | | $2,373.00 | ($2,373.00) |
| 757930 | Cost Recovery-Informatn/Communicatn | | ($57,764.00) | $57,764.00 |
| 760000 | Budget Pool-Maintenance & Repair | | $1,000.00 | ($1,000.00) |
| 772000 | Budget Pool-Employee Education Cost | | $500.00 | ($500.00) |
| 774100 | Data Processing Equipmnt Use-Intrnl | | $490.46 | ($490.46) |
| **Total Operation** | | | **($16,399.54)** | **$16,399.54** |
| 879840 | Renewal & Replacement-Debit | | $2,000.00 | ($2,000.00) |
| 879890 | Earning Support/Trsf-Credit | | ($99,006.75) | $99,006.75 |
| **Total Transfers** | | | **($97,006.75)** | **$97,006.75** |
| **Net Contribution (use) of Unallocated General: SGN555** | | **$2,000.00** | **($1,077.17)** | **$3,077.17** |

Report Package: Operating Ledger
report created by: Cats

Dec 4, 2007 3:40:50 PM

# BUDGET REPORT

Organization: 215077
R/E Sign Shop

Report Name: Budget Report by Account

Fiscal Year: 2007-08

| ACCOUNT | ACCOUNT_DESC | Revenue Dollars | Expense Dollars | Net Contribution |
|---|---|---|---|---|
| 505250 | Departmental Sales & Service | $2,000.00 | | $2,000.00 |
| **Total Revenue** | | **$2,000.00** | | **$2,000.00** |
| 612000 | Classified-Budget Pool | | $70,158.10 | ($70,158.10) |
| 613000 | Classified-Overtime Budget Pool | | $3,500.00 | ($3,500.00) |
| 616000 | Student Wages-Budget Pool | | $4,420.00 | ($4,420.00) |
| **Total Personnel Services** | | | **$78,078.10** | **($78,078.10)** |
| 622100 | Staff Benefits-Classified/Exmt Hrly | | $32,623.52 | ($32,623.52) |
| 622130 | Staff Benefits-Classified-Overtime | | $1,627.50 | ($1,627.50) |
| **Total Benefits** | | | **$34,251.02** | **($34,251.02)** |
| 717000 | Budget Pool-Contracted Services | | $1,001.00 | ($1,001.00) |
| 730000 | Budget Pool-Supplies | | $30,000.00 | ($30,000.00) |
| 740000 | Budget Pool-Travel | | $6,000.00 | ($6,000.00) |
| 750000 | Budget Pool-Info & Communications | | $2,373.00 | ($2,373.00) |
| 757930 | Cost Recovery-Informatn/Communicatn | | ($57,764.00) | $57,764.00 |
| 760000 | Budget Pool-Maintenance & Repair | | $1,000.00 | ($1,000.00) |
| 772000 | Budget Pool-Employee Education Cost | | $500.00 | ($500.00) |
| 774100 | Data Processing Equipmnt Use-Intrnl | | $490.46 | ($490.46) |
| **Total Operation** | | | **($16,399.54)** | **$16,399.54** |
| 879840 | Renewal & Replacement-Debit | | $2,000.00 | ($2,000.00) |
| 879890 | Earning Support/Trsf-Credit | | ($99,006.75) | $99,006.75 |
| **Total Transfers** | | | **($97,006.75)** | **$97,006.75** |
| **Net Contribution (use) of Unallocated General: 215077** | | **$2,000.00** | **($1,077.17)** | **$3,077.17** |

Report Package: Operating Ledger
report created by: Cats

Dec 4, 2007 3:42:57 PM

# BUDGET REPORT

Organization: GMT55
Grounds Maintenance

Report Name: Budget Report by Account

Fiscal Year: 2007-08

| ACCOUNT | ACCOUNT_DESC | Revenue Dollars | Expense Dollars | Net Contribution |
|---|---|---|---|---|
| 611100 | Unclassified-Contract | | $56,008.11 | ($56,008.11) |
| 612000 | Classified-Budget Pool | | $566,402.16 | ($566,402.16) |
| 613000 | Classified-Overtime Budget Pool | | $25,000.00 | ($25,000.00) |
| 616000 | Student Wages-Budget Pool | | $3,468.00 | ($3,468.00) |
| **Total Personnel Services** | | | **$650,878.27** | **($650,878.27)** |
| 621100 | Staff Benefits-Unclassified | | $21,507.12 | ($21,507.12) |
| 622100 | Staff Benefits-Classified/Exmt Hrly | | $263,377.00 | ($263,377.00) |
| 622130 | Staff Benefits-Classified-Overtime | | $11,625.00 | ($11,625.00) |
| **Total Benefits** | | | **$296,509.12** | **($296,509.12)** |
| 717000 | Budget Pool-Contracted Services | | $12,619.00 | ($12,619.00) |
| 730000 | Budget Pool-Supplies | | $38,422.00 | ($38,422.00) |
| 740000 | Budget Pool-Travel | | $7,069.00 | ($7,069.00) |
| 750000 | Budget Pool-Info & Communications | | $10,309.00 | ($10,309.00) |
| 760000 | Budget Pool-Maintenance & Repair | | $144,990.00 | ($144,990.00) |
| 772000 | Budget Pool-Employee Education Cost | | $250.00 | ($250.00) |
| 774100 | Data Processing Equipmnt Use-Intrnl | | $18,570.62 | ($18,570.62) |
| 775000 | Budget Pool-Equipment Rental Charge | | $2,500.00 | ($2,500.00) |
| **Total Operation** | | | **$234,729.62** | **($234,729.62)** |
| 879840 | Renewal & Replacement-Debit | | $37,613.00 | ($37,613.00) |
| **Total Transfers** | | | **$37,613.00** | **($37,613.00)** |
| **Net Contribution (use) of Unallocated General: GMT55** | | | **$1,219,730.01** | **($1,219,730.01)** |

Report Package: Operating Ledger
report created by: Cats

Dec 4, 2007 3:39:05 PM

# BUDGET REPORT

Report Name: Budget Report by Account

Organization: GMT555
Grounds Maintenance

Fiscal Year: 2007-08

| ACCOUNT | ACCOUNT_DESC | Revenue Dollars | Expense Dollars | Net Contribution |
|---|---|---|---|---|
| 611100 | Unclassified-Contract | | $56,008.11 | ($56,008.11) |
| 612000 | Classified-Budget Pool | | $566,402.16 | ($566,402.16) |
| 613000 | Classified-Overtime Budget Pool | | $25,000.00 | ($25,000.00) |
| 616000 | Student Wages-Budget Pool | | $3,468.00 | ($3,468.00) |
| **Total Personnel Services** | | | **$650,878.27** | **($650,878.27)** |
| 621100 | Staff Benefits-Unclassified | | $21,507.12 | ($21,507.12) |
| 622100 | Staff Benefits-Classified/Exmt Hrly | | $263,377.00 | ($263,377.00) |
| 622130 | Staff Benefits-Classified-Overtime | | $11,625.00 | ($11,625.00) |
| **Total Benefits** | | | **$296,509.12** | **($296,509.12)** |
| 717000 | Budget Pool-Contracted Services | | $12,619.00 | ($12,619.00) |
| 730000 | Budget Pool-Supplies | | $38,422.00 | ($38,422.00) |
| 740000 | Budget Pool-Travel | | $7,069.00 | ($7,069.00) |
| 750000 | Budget Pool-Info & Communications | | $10,309.00 | ($10,309.00) |
| 760000 | Budget Pool-Maintenance & Repair | | $144,990.00 | ($144,990.00) |
| 772000 | Budget Pool-Employee Education Cost | | $250.00 | ($250.00) |
| 774100 | Data Processing Equipmnt Use-Intrnl | | $18,570.62 | ($18,570.62) |
| 775000 | Budget Pool-Equipment Rental Charge | | $2,500.00 | ($2,500.00) |
| **Total Operation** | | | **$234,729.62** | **($234,729.62)** |
| 879840 | Renewal & Replacement-Debit | | $37,613.00 | ($37,613.00) |
| **Total Transfers** | | | **$37,613.00** | **($37,613.00)** |
| **Net Contribution (use) of Unallocated General: GMT555** | | | **$1,219,730.01** | **($1,219,730.01)** |

Report Package: Operating Ledger
report created by: Cats

Dec 4, 2007 3:40:50 PM

# BUDGET REPORT

Organization: 215070
Grounds Maintenance

Report Name: Budget Report by Account

Fiscal Year: 2007-08

| ACCOUNT | ACCOUNT_DESC | Revenue Dollars | Expense Dollars | Net Contribution |
|---|---|---|---|---|
| 611100 | Unclassified-Contract | | $56,008.11 | ($56,008.11) |
| 612000 | Classified-Budget Pool | | $566,402.16 | ($566,402.16) |
| 613000 | Classified-Overtime Budget Pool | | $25,000.00 | ($25,000.00) |
| 616000 | Student Wages-Budget Pool | | $3,468.00 | ($3,468.00) |
| **Total Personnel Services** | | | **$650,878.27** | **($650,878.27)** |
| 621100 | Staff Benefits-Unclassified | | $21,507.12 | ($21,507.12) |
| 622100 | Staff Benefits-Classified/Exmt Hrly | | $263,377.00 | ($263,377.00) |
| 622130 | Staff Benefits-Classified-Overtime | | $11,625.00 | ($11,625.00) |
| **Total Benefits** | | | **$296,509.12** | **($296,509.12)** |
| 717000 | Budget Pool-Contracted Services | | $12,619.00 | ($12,619.00) |
| 730000 | Budget Pool-Supplies | | $38,422.00 | ($38,422.00) |
| 740000 | Budget Pool-Travel | | $7,069.00 | ($7,069.00) |
| 750000 | Budget Pool-Info & Communications | | $10,309.00 | ($10,309.00) |
| 760000 | Budget Pool-Maintenance & Repair | | $144,990.00 | ($144,990.00) |
| 772000 | Budget Pool-Employee Education Cost | | $250.00 | ($250.00) |
| 774100 | Data Processing Equipmnt Use-Intrnl | | $18,570.62 | ($18,570.62) |
| 775000 | Budget Pool-Equipment Rental Charge | | $2,500.00 | ($2,500.00) |
| **Total Operation** | | | **$234,729.62** | **($234,729.62)** |
| 879840 | Renewal & Replacement-Debit | | $37,613.00 | ($37,613.00) |
| **Total Transfers** | | | **$37,613.00** | **($37,613.00)** |
| **Net Contribution (use) of Unallocated General: 215070** | | | **$1,219,730.01** | **($1,219,730.01)** |

Report Package: Operating Ledger
report created by: Cats

Dec 4, 2007 3:42:57 PM

# BUDGET REPORT

Organization: MCP55
Minor Construction Physical Plant

Report Name: Budget Report by Account

Fiscal Year: 2007-08

| ACCOUNT | ACCOUNT_DESC | Revenue Dollars | Expense Dollars | Net Contribution |
|---|---|---|---|---|
| 621100 | Staff Benefits-Unclassified | | $624.00 | ($624.00) |
| Total Benefits | | | **$624.00** | **($624.00)** |
| Net Contribution (use) of Unallocated General: MCP55 | | | **$624.00** | **($624.00)** |

Report Package: Operating Ledger
report created by: Cats

Dec 4, 2007 3:39:05 PM

# BUDGET REPORT

Organization: MCP553
Minor Construction Maint Svcs Zone

Report Name: Budget Report by Account

Fiscal Year: 2007-08

| ACCOUNT | ACCOUNT_DESC | Revenue Dollars | Expense Dollars | Net Contribution |
|---|---|---|---|---|
| 621100 | Staff Benefits-Unclassified | | $624.00 | ($624.00) |
| **Total Benefits** | | | **$624.00** | **($624.00)** |
| **Net Contribution (use) of Unallocated General: MCP553** | | | **$624.00** | **($624.00)** |

Report Package: Operating Ledger
report created by: Cats

Dec 4, 2007 3:40:50 PM

# BUDGET REPORT

Organization: 216060
GP Nutter Center Cabinets

Report Name: Budget Report by Account

Fiscal Year: 2007-08

| ACCOUNT | ACCOUNT_DESC | Revenue Dollars | Expense Dollars | Net Contribution |
|---|---|---|---|---|
| 621100 | Staff Benefits-Unclassified | | $624.00 | ($624.00) |
| Total Benefits | | | **$624.00** | **($624.00)** |
| Net Contribution (use) of Unallocated General: 216060 | | | **$624.00** | **($624.00)** |

Report Package: Operating Ledger
report created by: Cats

Dec 4, 2007 3:42:57 PM

# BUDGET REPORT

Organization: PPAM5
Physical Plant Administration

Report Name: Budget Report by Account

Fiscal Year: 2007-08

| ACCOUNT | ACCOUNT_DESC | Revenue Dollars | Expense Dollars | Net Contribution |
|---|---|---|---|---|
| 611100 | Unclassified-Contract | | $263,729.60 | ($263,729.60) |
| 612000 | Classified-Budget Pool | | $114,375.46 | ($114,375.46) |
| 616000 | Student Wages-Budget Pool | | $27,696.00 | ($27,696.00) |
| **Total Personnel Services** | | | **$405,801.06** | **($405,801.06)** |
| 621100 | Staff Benefits-Unclassified | | $101,272.17 | ($101,272.17) |
| 622100 | Staff Benefits-Classified/Exmt Hrly | | $53,184.59 | ($53,184.59) |
| **Total Benefits** | | | **$154,456.76** | **($154,456.76)** |
| 717000 | Budget Pool-Contracted Services | | $333,566.00 | ($333,566.00) |
| 730000 | Budget Pool-Supplies | | $11,000.00 | ($11,000.00) |
| 740000 | Budget Pool-Travel | | $3,600.00 | ($3,600.00) |
| 750000 | Budget Pool-Info & Communications | | $19,210.00 | ($19,210.00) |
| 760000 | Budget Pool-Maintenance & Repair | | $3,000.00 | ($3,000.00) |
| 772000 | Budget Pool-Employee Education Cost | | $561.00 | ($561.00) |
| 774100 | Data Processing Equipmnt Use-Intrnl | | $64,997.17 | ($64,997.17) |
| 777000 | Budget Pool-Other Miscellaneous | | $250.00 | ($250.00) |
| **Total Operation** | | | **$436,184.17** | **($436,184.17)** |
| **Net Contribution (use) of Unallocated General: PPAM5** | | | **$996,441.99** | **($996,441.99)** |

Report Package: Operating Ledger
report created by: Cats

Dec 4, 2007 3:39:05 PM

# BUDGET REPORT

Organization: PPAM55
Physical Plant Administration

Report Name: Budget Report by Account

Fiscal Year: 2007-08

| ACCOUNT | ACCOUNT_DESC | Revenue Dollars | Expense Dollars | Net Contribution |
|---|---|---|---|---|
| 611100 | Unclassified-Contract | | $263,729.60 | ($263,729.60) |
| 612000 | Classified-Budget Pool | | $114,375.46 | ($114,375.46) |
| 616000 | Student Wages-Budget Pool | | $27,696.00 | ($27,696.00) |
| **Total Personnel Services** | | | **$405,801.06** | **($405,801.06)** |
| 621100 | Staff Benefits-Unclassified | | $101,272.17 | ($101,272.17) |
| 622100 | Staff Benefits-Classified/Exmt Hrly | | $53,184.59 | ($53,184.59) |
| **Total Benefits** | | | **$154,456.76** | **($154,456.76)** |
| 717000 | Budget Pool-Contracted Services | | $333,566.00 | ($333,566.00) |
| 730000 | Budget Pool-Supplies | | $11,000.00 | ($11,000.00) |
| 740000 | Budget Pool-Travel | | $3,600.00 | ($3,600.00) |
| 750000 | Budget Pool-Info & Communications | | $19,210.00 | ($19,210.00) |
| 760000 | Budget Pool-Maintenance & Repair | | $3,000.00 | ($3,000.00) |
| 772000 | Budget Pool-Employee Education Cost | | $561.00 | ($561.00) |
| 774100 | Data Processing Equipmnt Use-Intrnl | | $64,997.17 | ($64,997.17) |
| 777000 | Budget Pool-Other Miscellaneous | | $250.00 | ($250.00) |
| **Total Operation** | | | **$436,184.17** | **($436,184.17)** |
| **Net Contribution (use) of Unallocated General: PPAM55** | | | **$996,441.99** | **($996,441.99)** |

Report Package: Operating Ledger
report created by: Cats

Dec 4, 2007 3:40:50 PM

# BUDGET REPORT

Organization: 215045
Physical Plant Administration

Report Name: Budget Report by Account

Fiscal Year: 2007-08

| ACCOUNT | ACCOUNT_DESC | Revenue Dollars | Expense Dollars | Net Contribution |
|---|---|---|---|---|
| 611100 | Unclassified-Contract | | $263,729.60 | ($263,729.60) |
| 612000 | Classified-Budget Pool | | $114,375.46 | ($114,375.46) |
| 616000 | Student Wages-Budget Pool | | $27,696.00 | ($27,696.00) |
| **Total Personnel Services** | | | **$405,801.06** | **($405,801.06)** |
| 621100 | Staff Benefits-Unclassified | | $101,272.17 | ($101,272.17) |
| 622100 | Staff Benefits-Classified/Exmt Hrly | | $53,184.59 | ($53,184.59) |
| **Total Benefits** | | | **$154,456.76** | **($154,456.76)** |
| 717000 | Budget Pool-Contracted Services | | $333,566.00 | ($333,566.00) |
| 730000 | Budget Pool-Supplies | | $11,000.00 | ($11,000.00) |
| 740000 | Budget Pool-Travel | | $3,600.00 | ($3,600.00) |
| 750000 | Budget Pool-Info & Communications | | $19,210.00 | ($19,210.00) |
| 760000 | Budget Pool-Maintenance & Repair | | $3,000.00 | ($3,000.00) |
| 772000 | Budget Pool-Employee Education Cost | | $561.00 | ($561.00) |
| 774100 | Data Processing Equipmnt Use-Intrnl | | $64,997.17 | ($64,997.17) |
| 777000 | Budget Pool-Other Miscellaneous | | $250.00 | ($250.00) |
| **Total Operation** | | | **$436,184.17** | **($436,184.17)** |
| **Net Contribution (use) of Unallocated General: 215045** | | | **$996,441.99** | **($996,441.99)** |

Report Package: Operating Ledger
report created by: Cats

Dec 4, 2007 3:42:57 PM

# BUDGET REPORT

Organization: PUL55
Purchased Utilities

Report Name: Budget Report by Account

Fiscal Year: 2007-08

| ACCOUNT | ACCOUNT_DESC | Revenue Dollars | Expense Dollars | Net Contribution |
|---|---|---|---|---|
| 760000 | Budget Pool-Maintenance & Repair | | $6,208,900.00 | ($6,208,900.00) |
| Total Operation | | | **$6,208,900.00** | **($6,208,900.00)** |
| Net Contribution (use) of Unallocated General: PUL55 | | | **$6,208,900.00** | **($6,208,900.00)** |

Report Package: Operating Ledger
report created by: Cats

Dec 4, 2007 3:39:05 PM

# BUDGET REPORT

Organization: PUL555
Purchased Utilities

Report Name: Budget Report by Account

Fiscal Year: 2007-08

| ACCOUNT | ACCOUNT_DESC | Revenue Dollars | Expense Dollars | Net Contribution |
|---|---|---|---|---|
| 760000 | Budget Pool-Maintenance & Repair | | $6,208,900.00 | ($6,208,900.00) |
| Total Operation | | | **$6,208,900.00** | **($6,208,900.00)** |
| Net Contribution (use) of Unallocated General: PUL555 | | | **$6,208,900.00** | **($6,208,900.00)** |

Report Package: Operating Ledger
report created by: Cats

Dec 4, 2007 3:40:50 PM

# BUDGET REPORT

Organization: 215080

Purchased Utilities for Main Campus

Report Name: Budget Report by Account

Fiscal Year: 2007-08

| ACCOUNT | ACCOUNT_DESC | Revenue Dollars | Expense Dollars | Net Contribution |
|---|---|---|---|---|
| 760000 | Budget Pool-Maintenance & Repair | | $6,117,100.00 | ($6,117,100.00) |
| Total Operation | | | **$6,117,100.00** | **($6,117,100.00)** |
| Net Contribution (use) of Unallocated General: 215080 | | | **$6,117,100.00** | **($6,117,100.00)** |

Report Package: Operating Ledger
report created by: Cats

Dec 4, 2007 3:42:57 PM

# BUDGET REPORT

Organization: 215085

Purchased Utilities for Lake Campus

Report Name: Budget Report by Account

Fiscal Year: 2007-08

| ACCOUNT | ACCOUNT_DESC | Revenue Dollars | Expense Dollars | Net Contribution |
|---|---|---|---|---|
| 760000 | Budget Pool-Maintenance & Repair | | $91,800.00 | ($91,800.00) |
| Total Operation | | | **$91,800.00** | **($91,800.00)** |
| Net Contribution (use) of Unallocated General: 215085 | | | **$91,800.00** | **($91,800.00)** |

Report Package: Operating Ledger

report created by: Cats

Dec 4, 2007 3:42:57 PM

# BUDGET REPORT

Organization: GEN
University Controller

Report Name: Budget Report by Account

Fiscal Year: 2007-08

| ACCOUNT | ACCOUNT_DESC | Revenue Dollars | Expense Dollars | Net Contribution |
|---|---|---|---|---|
| 505250 | Departmental Sales & Service | $28,000.00 | | $28,000.00 |
| 505290 | Event Sponsorship Income | $14,000.00 | | $14,000.00 |
| 505300 | Vending Machine Income | $831,405.56 | | $831,405.56 |
| 507150 | Commissions Income | $93,698.00 | | $93,698.00 |
| 507300 | Interest & Dividend Income | $35,000.00 | | $35,000.00 |
| **Total Revenue** | | **$1,002,103.56** | | **$1,002,103.56** |
| 610000 | Unclassified-Estimated Budget Pool | | $1,504.00 | ($1,504.00) |
| 611100 | Unclassified-Contract | | $968,561.88 | ($968,561.88) |
| 611500 | Graduate Assistants | | $8,065.04 | ($8,065.04) |
| 612000 | Classified-Budget Pool | | $985,209.92 | ($985,209.92) |
| 613000 | Classified-Overtime Budget Pool | | $19,316.00 | ($19,316.00) |
| 616000 | Student Wages-Budget Pool | | $99,551.00 | ($99,551.00) |
| **Total Personnel Services** | | | **$2,082,207.84** | **($2,082,207.84)** |
| 621000 | Estimated Benefit Raise Budget Pool | | $517.00 | ($517.00) |
| 621100 | Staff Benefits-Unclassified | | $371,927.76 | ($371,927.76) |
| 622100 | Staff Benefits-Classified/Exmt Hrly | | $458,122.84 | ($458,122.84) |
| 622130 | Staff Benefits-Classified-Overtime | | $9,004.44 | ($9,004.44) |
| **Total Benefits** | | | **$839,572.04** | **($839,572.04)** |
| 717000 | Budget Pool-Contracted Services | | $265,890.00 | ($265,890.00) |
| 730000 | Budget Pool-Supplies | | $77,952.00 | ($77,952.00) |
| 740000 | Budget Pool-Travel | | $31,600.00 | ($31,600.00) |
| 750000 | Budget Pool-Info & Communications | | $160,708.70 | ($160,708.70) |
| 760000 | Budget Pool-Maintenance & Repair | | $130,000.00 | ($130,000.00) |
| 773400 | Waivers-GA Academic In State | | $8,941.92 | ($8,941.92) |
| 773420 | Waivers-GA Summer In State | | $5,107.44 | ($5,107.44) |
| 774100 | Data Processing Equipmnt Use-Intrnl | | $367,195.98 | ($367,195.98) |
| 775000 | Budget Pool-Equipment Rental Charge | | $28,184.00 | ($28,184.00) |
| 775400 | Other Equipment Rent-External | | ($527.48) | $527.48 |
| 777000 | Budget Pool-Other Miscellaneous | | $760,708.63 | ($760,708.63) |
| 780000 | Budget Pool-Purchased for Resale | | $406,000.00 | ($406,000.00) |
| 794000 | Budget Pool-Capital Equipment | | $8,000.00 | ($8,000.00) |
| **Total Operation** | | | **$2,249,761.19** | **($2,249,761.19)** |
| 878300 | Plant O&M Cost Allocatn Aux-Debit | | $15,667.22 | ($15,667.22) |

Report Package: Operating Ledger
report created by: Cats

Dec 4, 2007 3:17:30 PM

# BUDGET REPORT

Organization: GEN
University Controller

Report Name: Budget Report by Account

Fiscal Year: 2007-08

| ACCOUNT | ACCOUNT_DESC | Revenue Dollars | Expense Dollars | Net Contribution |
|---|---|---|---|---|
| 878700 | Indirect Costs Aux-Debit | | $29,422.00 | ($29,422.00) |
| 879840 | Renewal & Replacement-Debit | | $32,000.00 | ($32,000.00) |
| 879880 | Earning Support/Trsf-Debit | | $50,000.00 | ($50,000.00) |
| 879890 | Earning Support/Trsf-Credit | | ($1,003,941.98) | $1,003,941.98 |
| Total Transfers | | | **($876,852.76)** | **$876,852.76** |
| Net Contribution (use) of Unallocated General: GEN | | **$1,002,103.56** | **$4,294,688.31** | **($3,292,584.75)** |

Report Package: Operating Ledger
report created by: Cats

Dec 4, 2007 3:17:30 PM

# BUDGET REPORT

Organization: GEN5
University Controller

Report Name: Budget Report by Account

Fiscal Year: 2007-08

| ACCOUNT | ACCOUNT_DESC | Revenue Dollars | Expense Dollars | Net Contribution |
|---|---|---|---|---|
| 505250 | Departmental Sales & Service | $28,000.00 | | $28,000.00 |
| 505290 | Event Sponsorship Income | $14,000.00 | | $14,000.00 |
| 505300 | Vending Machine Income | $831,405.56 | | $831,405.56 |
| 507150 | Commissions Income | $93,698.00 | | $93,698.00 |
| 507300 | Interest & Dividend Income | $35,000.00 | | $35,000.00 |
| **Total Revenue** | | **$1,002,103.56** | | **$1,002,103.56** |
| 610000 | Unclassified-Estimated Budget Pool | | $1,504.00 | ($1,504.00) |
| 611100 | Unclassified-Contract | | $968,561.88 | ($968,561.88) |
| 611500 | Graduate Assistants | | $8,065.04 | ($8,065.04) |
| 612000 | Classified-Budget Pool | | $985,209.92 | ($985,209.92) |
| 613000 | Classified-Overtime Budget Pool | | $19,316.00 | ($19,316.00) |
| 616000 | Student Wages-Budget Pool | | $99,551.00 | ($99,551.00) |
| **Total Personnel Services** | | | **$2,082,207.84** | **($2,082,207.84)** |
| 621000 | Estimated Benefit Raise Budget Pool | | $517.00 | ($517.00) |
| 621100 | Staff Benefits-Unclassified | | $371,927.76 | ($371,927.76) |
| 622100 | Staff Benefits-Classified/Exmt Hrly | | $458,122.84 | ($458,122.84) |
| 622130 | Staff Benefits-Classified-Overtime | | $9,004.44 | ($9,004.44) |
| **Total Benefits** | | | **$839,572.04** | **($839,572.04)** |
| 717000 | Budget Pool-Contracted Services | | $265,890.00 | ($265,890.00) |
| 730000 | Budget Pool-Supplies | | $77,952.00 | ($77,952.00) |
| 740000 | Budget Pool-Travel | | $31,600.00 | ($31,600.00) |
| 750000 | Budget Pool-Info & Communications | | $160,708.70 | ($160,708.70) |
| 760000 | Budget Pool-Maintenance & Repair | | $130,000.00 | ($130,000.00) |
| 773400 | Waivers-GA Academic In State | | $8,941.92 | ($8,941.92) |
| 773420 | Waivers-GA Summer In State | | $5,107.44 | ($5,107.44) |
| 774100 | Data Processing Equipmnt Use-Intrnl | | $367,195.98 | ($367,195.98) |
| 775000 | Budget Pool-Equipment Rental Charge | | $28,184.00 | ($28,184.00) |
| 775400 | Other Equipment Rent-External | | ($527.48) | $527.48 |
| 777000 | Budget Pool-Other Miscellaneous | | $760,708.63 | ($760,708.63) |
| 780000 | Budget Pool-Purchased for Resale | | $406,000.00 | ($406,000.00) |
| 794000 | Budget Pool-Capital Equipment | | $8,000.00 | ($8,000.00) |
| **Total Operation** | | | **$2,249,761.19** | **($2,249,761.19)** |
| 878300 | Plant O&M Cost Allocatn Aux-Debit | | $15,667.22 | ($15,667.22) |

Report Package: Operating Ledger
report created by: Cats

Dec 4, 2007 3:36:33 PM

# BUDGET REPORT

Organization: GEN5
University Controller

Report Name: Budget Report by Account

Fiscal Year: 2007-08

| ACCOUNT | ACCOUNT_DESC | Revenue Dollars | Expense Dollars | Net Contribution |
|---|---|---|---|---|
| 878700 | Indirect Costs Aux-Debit | | $29,422.00 | ($29,422.00) |
| 879840 | Renewal & Replacement-Debit | | $32,000.00 | ($32,000.00) |
| 879880 | Earning Support/Trsf-Debit | | $50,000.00 | ($50,000.00) |
| 879890 | Earning Support/Trsf-Credit | | ($1,003,941.98) | $1,003,941.98 |
| Total Transfers | | | **($876,852.76)** | **$876,852.76** |
| Net Contribution (use) of Unallocated General: GEN5 | | **$1,002,103.56** | **$4,294,688.31** | **($3,292,584.75)** |

Report Package: Operating Ledger
report created by: Cats

Dec 4, 2007 3:36:33 PM

# BUDGET REPORT

Organization: BUR55
Bursar

Report Name: Budget Report by Account

Fiscal Year: 2007-08

| ACCOUNT | ACCOUNT_DESC | Revenue Dollars | Expense Dollars | Net Contribution |
|---|---|---|---|---|
| 505250 | Departmental Sales & Service | $28,000.00 | | $28,000.00 |
| 505290 | Event Sponsorship Income | $14,000.00 | | $14,000.00 |
| 505300 | Vending Machine Income | $831,405.56 | | $831,405.56 |
| 507150 | Commissions Income | $93,698.00 | | $93,698.00 |
| 507300 | Interest & Dividend Income | $35,000.00 | | $35,000.00 |
| **Total Revenue** | | **$1,002,103.56** | | **$1,002,103.56** |
| 610000 | Unclassified-Estimated Budget Pool | | $1,504.00 | ($1,504.00) |
| 611100 | Unclassified-Contract | | $390,795.29 | ($390,795.29) |
| 611500 | Graduate Assistants | | $8,065.04 | ($8,065.04) |
| 612000 | Classified-Budget Pool | | $663,558.90 | ($663,558.90) |
| 613000 | Classified-Overtime Budget Pool | | $16,316.00 | ($16,316.00) |
| 616000 | Student Wages-Budget Pool | | $58,546.00 | ($58,546.00) |
| **Total Personnel Services** | | | **$1,138,785.23** | **($1,138,785.23)** |
| 621000 | Estimated Benefit Raise Budget Pool | | $517.00 | ($517.00) |
| 621100 | Staff Benefits-Unclassified | | $151,124.02 | ($151,124.02) |
| 622100 | Staff Benefits-Classified/Exmt Hrly | | $308,555.13 | ($308,555.13) |
| 622130 | Staff Benefits-Classified-Overtime | | $7,609.44 | ($7,609.44) |
| **Total Benefits** | | | **$467,805.59** | **($467,805.59)** |
| 717000 | Budget Pool-Contracted Services | | $118,890.00 | ($118,890.00) |
| 730000 | Budget Pool-Supplies | | $51,636.00 | ($51,636.00) |
| 740000 | Budget Pool-Travel | | $19,000.00 | ($19,000.00) |
| 750000 | Budget Pool-Info & Communications | | $111,825.70 | ($111,825.70) |
| 760000 | Budget Pool-Maintenance & Repair | | $119,000.00 | ($119,000.00) |
| 773400 | Waivers-GA Academic In State | | $8,941.92 | ($8,941.92) |
| 773420 | Waivers-GA Summer In State | | $5,107.44 | ($5,107.44) |
| 774100 | Data Processing Equipmnt Use-Intrnl | | $186,782.41 | ($186,782.41) |
| 775000 | Budget Pool-Equipment Rental Charge | | $17,000.00 | ($17,000.00) |
| 775400 | Other Equipment Rent-External | | ($527.48) | $527.48 |
| 777000 | Budget Pool-Other Miscellaneous | | $688,208.63 | ($688,208.63) |
| 780000 | Budget Pool-Purchased for Resale | | $406,000.00 | ($406,000.00) |
| 794000 | Budget Pool-Capital Equipment | | $8,000.00 | ($8,000.00) |
| **Total Operation** | | | **$1,739,864.62** | **($1,739,864.62)** |
| 878300 | Plant O&M Cost Allocatn Aux-Debit | | $15,667.22 | ($15,667.22) |

Report Package: Operating Ledger
report created by: Cats

Dec 4, 2007 3:39:05 PM

# BUDGET REPORT

Organization: BUR55
Bursar

Report Name: Budget Report by Account

Fiscal Year: 2007-08

| ACCOUNT | ACCOUNT_DESC | Revenue Dollars | Expense Dollars | Net Contribution |
|---|---|---|---|---|
| 878700 | Indirect Costs Aux-Debit | | $29,422.00 | ($29,422.00) |
| 879840 | Renewal & Replacement-Debit | | $32,000.00 | ($32,000.00) |
| 879880 | Earning Support/Trsf-Debit | | $50,000.00 | ($50,000.00) |
| 879890 | Earning Support/Trsf-Credit | | ($115,417.00) | $115,417.00 |
| Total Transfers | | | **$11,672.22** | **($11,672.22)** |
| Net Contribution (use) of Unallocated General: BUR55 | | **$1,002,103.56** | **$3,358,127.66** | **($2,356,024.10)** |

Report Package: Operating Ledger
report created by: Cats

Dec 4, 2007 3:39:05 PM

# BUDGET REPORT

Organization: BUR551
Bursar Miscellaneous

Report Name: Budget Report by Account

Fiscal Year: 2007-08

| ACCOUNT | ACCOUNT_DESC | Revenue Dollars | Expense Dollars | Net Contribution |
|---|---|---|---|---|
| 717000 | Budget Pool-Contracted Services | | $40,000.00 | ($40,000.00) |
| 777000 | Budget Pool-Other Miscellaneous | | $682,760.00 | ($682,760.00) |
| Total Operation | | | **$722,760.00** | **($722,760.00)** |
| Net Contribution (use) of Unallocated General: BUR551 | | | **$722,760.00** | **($722,760.00)** |

Report Package: Operating Ledger
report created by: Cats

Dec 4, 2007 3:40:50 PM

# BUDGET REPORT

Organization: 215343
Bank Service Charges

Report Name: Budget Report by Account

Fiscal Year: 2007-08

| ACCOUNT | ACCOUNT_DESC | Revenue Dollars | Expense Dollars | Net Contribution |
|---|---|---|---|---|
| 717000 | Budget Pool-Contracted Services | | $40,000.00 | ($40,000.00) |
| 777000 | Budget Pool-Other Miscellaneous | | $520,760.00 | ($520,760.00) |
| Total Operation | | | **$560,760.00** | **($560,760.00)** |
| Net Contribution (use) of Unallocated General: 215343 | | | **$560,760.00** | **($560,760.00)** |

Report Package: Operating Ledger
report created by: Cats

Dec 4, 2007 3:42:57 PM

# BUDGET REPORT

Organization: 215344

Report Name: Budget Report by Account

Misc Property Tax Assessments

Fiscal Year: 2007-08

| ACCOUNT | ACCOUNT_DESC | Revenue Dollars | Expense Dollars | Net Contribution |
|---|---|---|---|---|
| 777000 | Budget Pool-Other Miscellaneous | | $12,000.00 | ($12,000.00) |
| Total Operation | | | **$12,000.00** | **($12,000.00)** |
| Net Contribution (use) of Unallocated General: 215344 | | | **$12,000.00** | **($12,000.00)** |

Report Package: Operating Ledger

report created by: Cats

Dec 4, 2007 3:42:57 PM

# BUDGET REPORT

Organization: 215345
Bad Debts

Report Name: Budget Report by Account

Fiscal Year: 2007-08

| ACCOUNT | ACCOUNT_DESC | Revenue Dollars | Expense Dollars | Net Contribution |
|---|---|---|---|---|
| 777000 | Budget Pool-Other Miscellaneous | | $150,000.00 | ($150,000.00) |
| Total Operation | | | **$150,000.00** | **($150,000.00)** |
| Net Contribution (use) of Unallocated General: 215345 | | | **$150,000.00** | **($150,000.00)** |

Report Package: Operating Ledger
report created by: Cats

Dec 4, 2007 3:42:57 PM

# BUDGET REPORT

Organization: BUR552
Bursar Operations

Report Name: Budget Report by Account

Fiscal Year: 2007-08

| ACCOUNT | ACCOUNT_DESC | Revenue Dollars | Expense Dollars | Net Contribution |
|---|---|---|---|---|
| 611100 | Unclassified-Contract | | $332,738.07 | ($332,738.07) |
| 611500 | Graduate Assistants | | $8,065.04 | ($8,065.04) |
| 612000 | Classified-Budget Pool | | $469,149.27 | ($469,149.27) |
| 613000 | Classified-Overtime Budget Pool | | $14,316.00 | ($14,316.00) |
| 616000 | Student Wages-Budget Pool | | $38,546.00 | ($38,546.00) |
| **Total Personnel Services** | | | **$862,814.38** | **($862,814.38)** |
| 621100 | Staff Benefits-Unclassified | | $128,830.05 | ($128,830.05) |
| 622100 | Staff Benefits-Classified/Exmt Hrly | | $218,154.65 | ($218,154.65) |
| 622130 | Staff Benefits-Classified-Overtime | | $6,656.94 | ($6,656.94) |
| **Total Benefits** | | | **$353,641.64** | **($353,641.64)** |
| 717000 | Budget Pool-Contracted Services | | $77,000.00 | ($77,000.00) |
| 730000 | Budget Pool-Supplies | | $31,136.00 | ($31,136.00) |
| 740000 | Budget Pool-Travel | | $7,000.00 | ($7,000.00) |
| 750000 | Budget Pool-Info & Communications | | $92,266.00 | ($92,266.00) |
| 760000 | Budget Pool-Maintenance & Repair | | $7,000.00 | ($7,000.00) |
| 773400 | Waivers-GA Academic In State | | $8,941.92 | ($8,941.92) |
| 773420 | Waivers-GA Summer In State | | $5,107.44 | ($5,107.44) |
| 774100 | Data Processing Equipmnt Use-Intrnl | | $171,871.08 | ($171,871.08) |
| 775000 | Budget Pool-Equipment Rental Charge | | $17,000.00 | ($17,000.00) |
| 775400 | Other Equipment Rent-External | | ($527.48) | $527.48 |
| 777000 | Budget Pool-Other Miscellaneous | | $3,000.00 | ($3,000.00) |
| **Total Operation** | | | **$419,794.96** | **($419,794.96)** |
| **Net Contribution (use) of Unallocated General: BUR552** | | | **$1,636,250.98** | **($1,636,250.98)** |

Report Package: Operating Ledger
report created by: Cats

Dec 4, 2007 3:40:50 PM

# BUDGET REPORT

Organization: 215300
Bursar's Office

Report Name: Budget Report by Account

Fiscal Year: 2007-08

| ACCOUNT | ACCOUNT_DESC | Revenue Dollars | Expense Dollars | Net Contribution |
|---|---|---|---|---|
| 611100 | Unclassified-Contract | | $281,093.14 | ($281,093.14) |
| 611500 | Graduate Assistants | | $8,065.04 | ($8,065.04) |
| 612000 | Classified-Budget Pool | | $401,113.49 | ($401,113.49) |
| 613000 | Classified-Overtime Budget Pool | | $11,816.00 | ($11,816.00) |
| 616000 | Student Wages-Budget Pool | | $28,312.00 | ($28,312.00) |
| **Total Personnel Services** | | | **$730,399.67** | **($730,399.67)** |
| 621100 | Staff Benefits-Unclassified | | $108,998.40 | ($108,998.40) |
| 622100 | Staff Benefits-Classified/Exmt Hrly | | $186,518.01 | ($186,518.01) |
| 622130 | Staff Benefits-Classified-Overtime | | $5,494.44 | ($5,494.44) |
| **Total Benefits** | | | **$301,010.85** | **($301,010.85)** |
| 717000 | Budget Pool-Contracted Services | | $4,000.00 | ($4,000.00) |
| 730000 | Budget Pool-Supplies | | $25,136.00 | ($25,136.00) |
| 740000 | Budget Pool-Travel | | $4,000.00 | ($4,000.00) |
| 750000 | Budget Pool-Info & Communications | | $72,239.00 | ($72,239.00) |
| 760000 | Budget Pool-Maintenance & Repair | | $4,000.00 | ($4,000.00) |
| 773400 | Waivers-GA Academic In State | | $8,941.92 | ($8,941.92) |
| 773420 | Waivers-GA Summer In State | | $5,107.44 | ($5,107.44) |
| 774100 | Data Processing Equipmnt Use-Intrnl | | $144,015.15 | ($144,015.15) |
| 775000 | Budget Pool-Equipment Rental Charge | | $6,000.00 | ($6,000.00) |
| 777000 | Budget Pool-Other Miscellaneous | | $2,000.00 | ($2,000.00) |
| **Total Operation** | | | **$275,439.51** | **($275,439.51)** |
| **Net Contribution (use) of Unallocated General: 215300** | | | **$1,306,850.03** | **($1,306,850.03)** |

Report Package: Operating Ledger
report created by: Cats

Dec 4, 2007 3:42:57 PM

# BUDGET REPORT

Organization: 215303

Bursar-Student Loan Collection

Report Name: Budget Report by Account

Fiscal Year: 2007-08

| ACCOUNT | ACCOUNT_DESC | Revenue Dollars | Expense Dollars | Net Contribution |
|---|---|---|---|---|
| 611100 | Unclassified-Contract | | $51,644.93 | ($51,644.93) |
| 612000 | Classified-Budget Pool | | $68,035.78 | ($68,035.78) |
| 613000 | Classified-Overtime Budget Pool | | $2,500.00 | ($2,500.00) |
| 616000 | Student Wages-Budget Pool | | $10,234.00 | ($10,234.00) |
| **Total Personnel Services** | | | **$132,414.71** | **($132,414.71)** |
| 621100 | Staff Benefits-Unclassified | | $19,831.65 | ($19,831.65) |
| 622100 | Staff Benefits-Classified/Exmt Hrly | | $31,636.64 | ($31,636.64) |
| 622130 | Staff Benefits-Classified-Overtime | | $1,162.50 | ($1,162.50) |
| **Total Benefits** | | | **$52,630.79** | **($52,630.79)** |
| 717000 | Budget Pool-Contracted Services | | $73,000.00 | ($73,000.00) |
| 730000 | Budget Pool-Supplies | | $6,000.00 | ($6,000.00) |
| 740000 | Budget Pool-Travel | | $3,000.00 | ($3,000.00) |
| 750000 | Budget Pool-Info & Communications | | $20,027.00 | ($20,027.00) |
| 760000 | Budget Pool-Maintenance & Repair | | $3,000.00 | ($3,000.00) |
| 774100 | Data Processing Equipmnt Use-Intrnl | | $27,855.93 | ($27,855.93) |
| 775000 | Budget Pool-Equipment Rental Charge | | $11,000.00 | ($11,000.00) |
| 775400 | Other Equipment Rent-External | | ($527.48) | $527.48 |
| 777000 | Budget Pool-Other Miscellaneous | | $1,000.00 | ($1,000.00) |
| **Total Operation** | | | **$144,355.45** | **($144,355.45)** |
| **Net Contribution (use) of Unallocated General: 215303** | | | **$329,400.95** | **($329,400.95)** |

Report Package: Operating Ledger

report created by: Cats

Dec 4, 2007 3:42:57 PM

# BUDGET REPORT

Organization: VMO555
Vending & Wright One Card

Report Name: Budget Report by Account

Fiscal Year: 2007-08

| ACCOUNT | ACCOUNT_DESC | Revenue Dollars | Expense Dollars | Net Contribution |
|---|---|---|---|---|
| 505250 | Departmental Sales & Service | $28,000.00 | | $28,000.00 |
| 505290 | Event Sponsorship Income | $14,000.00 | | $14,000.00 |
| 505300 | Vending Machine Income | $831,405.56 | | $831,405.56 |
| 507150 | Commissions Income | $93,698.00 | | $93,698.00 |
| 507300 | Interest & Dividend Income | $35,000.00 | | $35,000.00 |
| **Total Revenue** | | **$1,002,103.56** | | **$1,002,103.56** |
| 610000 | Unclassified-Estimated Budget Pool | | $1,504.00 | ($1,504.00) |
| 611100 | Unclassified-Contract | | $58,057.22 | ($58,057.22) |
| 612000 | Classified-Budget Pool | | $194,409.63 | ($194,409.63) |
| 613000 | Classified-Overtime Budget Pool | | $2,000.00 | ($2,000.00) |
| 616000 | Student Wages-Budget Pool | | $20,000.00 | ($20,000.00) |
| **Total Personnel Services** | | | **$275,970.85** | **($275,970.85)** |
| 621000 | Estimated Benefit Raise Budget Pool | | $517.00 | ($517.00) |
| 621100 | Staff Benefits-Unclassified | | $22,293.97 | ($22,293.97) |
| 622100 | Staff Benefits-Classified/Exmt Hrly | | $90,400.48 | ($90,400.48) |
| 622130 | Staff Benefits-Classified-Overtime | | $952.50 | ($952.50) |
| **Total Benefits** | | | **$114,163.95** | **($114,163.95)** |
| 717000 | Budget Pool-Contracted Services | | $1,890.00 | ($1,890.00) |
| 730000 | Budget Pool-Supplies | | $20,500.00 | ($20,500.00) |
| 740000 | Budget Pool-Travel | | $12,000.00 | ($12,000.00) |
| 750000 | Budget Pool-Info & Communications | | $19,559.70 | ($19,559.70) |
| 760000 | Budget Pool-Maintenance & Repair | | $112,000.00 | ($112,000.00) |
| 774100 | Data Processing Equipmnt Use-Intrnl | | $14,911.33 | ($14,911.33) |
| 777000 | Budget Pool-Other Miscellaneous | | $2,448.63 | ($2,448.63) |
| 780000 | Budget Pool-Purchased for Resale | | $406,000.00 | ($406,000.00) |
| 794000 | Budget Pool-Capital Equipment | | $8,000.00 | ($8,000.00) |
| **Total Operation** | | | **$597,309.66** | **($597,309.66)** |
| 878300 | Plant O&M Cost Allocatn Aux-Debit | | $15,667.22 | ($15,667.22) |
| 878700 | Indirect Costs Aux-Debit | | $29,422.00 | ($29,422.00) |
| 879840 | Renewal & Replacement-Debit | | $32,000.00 | ($32,000.00) |
| 879880 | Earning Support/Trsf-Debit | | $50,000.00 | ($50,000.00) |
| 879890 | Earning Support/Trsf-Credit | | ($115,417.00) | $115,417.00 |
| **Total Transfers** | | | **$11,672.22** | **($11,672.22)** |

Report Package: Operating Ledger
report created by: Cats

Dec 4, 2007 3:40:50 PM

# BUDGET REPORT

Organization: VMO555
Vending & Wright One Card

Report Name: Budget Report by Account

Fiscal Year: 2007-08

| ACCOUNT | ACCOUNT_DESC | Revenue Dollars | Expense Dollars | Net Contribution |
|---|---|---|---|---|
| Net Contribution (use) of Unallocated General: VMO555 | | $1,002,103.56 | $999,116.68 | $2,986.88 |

Report Package: Operating Ledger
report created by: Cats

Dec 4, 2007 3:40:50 PM

# BUDGET REPORT

Organization: 215305
R/E Wright 1 Card

Report Name: Budget Report by Account

Fiscal Year: 2007-08

| ACCOUNT | ACCOUNT_DESC | Revenue Dollars | Expense Dollars | Net Contribution |
|---|---|---|---|---|
| 505250 | Departmental Sales & Service | $28,000.00 | | $28,000.00 |
| 505290 | Event Sponsorship Income | $14,000.00 | | $14,000.00 |
| 507150 | Commissions Income | $93,698.00 | | $93,698.00 |
| 507300 | Interest & Dividend Income | $35,000.00 | | $35,000.00 |
| **Total Revenue** | | **$170,698.00** | | **$170,698.00** |
| 611100 | Unclassified-Contract | | $28,600.13 | ($28,600.13) |
| 612000 | Classified-Budget Pool | | $39,831.66 | ($39,831.66) |
| 613000 | Classified-Overtime Budget Pool | | $500.00 | ($500.00) |
| 616000 | Student Wages-Budget Pool | | $20,000.00 | ($20,000.00) |
| **Total Personnel Services** | | | **$88,931.79** | **($88,931.79)** |
| 621100 | Staff Benefits-Unclassified | | $10,982.45 | ($10,982.45) |
| 622100 | Staff Benefits-Classified/Exmt Hrly | | $18,521.72 | ($18,521.72) |
| 622130 | Staff Benefits-Classified-Overtime | | $232.50 | ($232.50) |
| **Total Benefits** | | | **$29,736.67** | **($29,736.67)** |
| 717000 | Budget Pool-Contracted Services | | $620.00 | ($620.00) |
| 730000 | Budget Pool-Supplies | | $12,000.00 | ($12,000.00) |
| 740000 | Budget Pool-Travel | | $5,000.00 | ($5,000.00) |
| 750000 | Budget Pool-Info & Communications | | $12,059.70 | ($12,059.70) |
| 760000 | Budget Pool-Maintenance & Repair | | $100,000.00 | ($100,000.00) |
| 774100 | Data Processing Equipmnt Use-Intrnl | | $13,927.96 | ($13,927.96) |
| 777000 | Budget Pool-Other Miscellaneous | | $852.00 | ($852.00) |
| **Total Operation** | | | **$144,459.66** | **($144,459.66)** |
| 879840 | Renewal & Replacement-Debit | | $20,000.00 | ($20,000.00) |
| 879890 | Earning Support/Trsf-Credit | | ($115,417.00) | $115,417.00 |
| **Total Transfers** | | | **($95,417.00)** | **$95,417.00** |
| **Net Contribution (use) of Unallocated General: 215305** | | **$170,698.00** | **$167,711.12** | **$2,986.88** |

Report Package: Operating Ledger
report created by: Cats

Dec 4, 2007 3:42:57 PM

# BUDGET REPORT

Organization: 441925
Vending

Report Name: Budget Report by Account

Fiscal Year: 2007-08

| ACCOUNT | ACCOUNT_DESC | Revenue Dollars | Expense Dollars | Net Contribution |
|---|---|---|---|---|
| 505300 | Vending Machine Income | $831,405.56 | | $831,405.56 |
| **Total Revenue** | | **$831,405.56** | | **$831,405.56** |
| 610000 | Unclassified-Estimated Budget Pool | | $1,504.00 | ($1,504.00) |
| 611100 | Unclassified-Contract | | $29,457.09 | ($29,457.09) |
| 612000 | Classified-Budget Pool | | $154,577.97 | ($154,577.97) |
| 613000 | Classified-Overtime Budget Pool | | $1,500.00 | ($1,500.00) |
| **Total Personnel Services** | | | **$187,039.06** | **($187,039.06)** |
| 621000 | Estimated Benefit Raise Budget Pool | | $517.00 | ($517.00) |
| 621100 | Staff Benefits-Unclassified | | $11,311.52 | ($11,311.52) |
| 622100 | Staff Benefits-Classified/Exmt Hrly | | $71,878.76 | ($71,878.76) |
| 622130 | Staff Benefits-Classified-Overtime | | $720.00 | ($720.00) |
| **Total Benefits** | | | **$84,427.28** | **($84,427.28)** |
| 717000 | Budget Pool-Contracted Services | | $1,270.00 | ($1,270.00) |
| 730000 | Budget Pool-Supplies | | $8,500.00 | ($8,500.00) |
| 740000 | Budget Pool-Travel | | $7,000.00 | ($7,000.00) |
| 750000 | Budget Pool-Info & Communications | | $7,500.00 | ($7,500.00) |
| 760000 | Budget Pool-Maintenance & Repair | | $12,000.00 | ($12,000.00) |
| 774100 | Data Processing Equipmnt Use-Intrnl | | $983.37 | ($983.37) |
| 777000 | Budget Pool-Other Miscellaneous | | $1,596.63 | ($1,596.63) |
| 780000 | Budget Pool-Purchased for Resale | | $406,000.00 | ($406,000.00) |
| 794000 | Budget Pool-Capital Equipment | | $8,000.00 | ($8,000.00) |
| **Total Operation** | | | **$452,850.00** | **($452,850.00)** |
| 878300 | Plant O&M Cost Allocatn Aux-Debit | | $15,667.22 | ($15,667.22) |
| 878700 | Indirect Costs Aux-Debit | | $29,422.00 | ($29,422.00) |
| 879840 | Renewal & Replacement-Debit | | $12,000.00 | ($12,000.00) |
| 879880 | Earning Support/Trsf-Debit | | $50,000.00 | ($50,000.00) |
| **Total Transfers** | | | **$107,089.22** | **($107,089.22)** |
| **Net Contribution (use) of Unallocated General: 441925** | | **$831,405.56** | **$831,405.56** | **$0.00** |

Report Package: Operating Ledger
report created by: Cats

Dec 4, 2007 3:42:57 PM

# BUDGET REPORT

Organization: GEN55
Office of the Controller

Report Name: Budget Report by Account

Fiscal Year: 2007-08

| ACCOUNT | ACCOUNT_DESC | Revenue Dollars | Expense Dollars | Net Contribution |
|---|---|---|---|---|
| 611100 | Unclassified-Contract | | $516,598.76 | ($516,598.76) |
| 612000 | Classified-Budget Pool | | $205,834.98 | ($205,834.98) |
| 613000 | Classified-Overtime Budget Pool | | $3,000.00 | ($3,000.00) |
| 616000 | Student Wages-Budget Pool | | $34,813.00 | ($34,813.00) |
| **Total Personnel Services** | | | **$760,246.74** | **($760,246.74)** |
| 621100 | Staff Benefits-Unclassified | | $197,315.29 | ($197,315.29) |
| 622100 | Staff Benefits-Classified/Exmt Hrly | | $95,713.26 | ($95,713.26) |
| 622130 | Staff Benefits-Classified-Overtime | | $1,395.00 | ($1,395.00) |
| **Total Benefits** | | | **$294,423.55** | **($294,423.55)** |
| 717000 | Budget Pool-Contracted Services | | $147,000.00 | ($147,000.00) |
| 730000 | Budget Pool-Supplies | | $16,316.00 | ($16,316.00) |
| 740000 | Budget Pool-Travel | | $11,100.00 | ($11,100.00) |
| 750000 | Budget Pool-Info & Communications | | $38,191.00 | ($38,191.00) |
| 760000 | Budget Pool-Maintenance & Repair | | $10,500.00 | ($10,500.00) |
| 774100 | Data Processing Equipmnt Use-Intrnl | | $136,308.35 | ($136,308.35) |
| 775000 | Budget Pool-Equipment Rental Charge | | $2,184.00 | ($2,184.00) |
| 777000 | Budget Pool-Other Miscellaneous | | $72,500.00 | ($72,500.00) |
| **Total Operation** | | | **$434,099.35** | **($434,099.35)** |
| 879890 | Earning Support/Trsf-Credit | | ($888,524.98) | $888,524.98 |
| **Total Transfers** | | | **($888,524.98)** | **$888,524.98** |
| **Net Contribution (use) of Unallocated General: GEN55** | | | **$600,244.66** | **($600,244.66)** |

Report Package: Operating Ledger
report created by: Cats

Dec 4, 2007 3:39:05 PM

# BUDGET REPORT

Organization: ATP555
Accounts Payable

Report Name: Budget Report by Account

Fiscal Year: 2007-08

| ACCOUNT | ACCOUNT_DESC | Revenue Dollars | Expense Dollars | Net Contribution |
|---|---|---|---|---|
| 611100 | Unclassified-Contract | | $55,995.35 | ($55,995.35) |
| 612000 | Classified-Budget Pool | | $192,860.64 | ($192,860.64) |
| 613000 | Classified-Overtime Budget Pool | | $2,000.00 | ($2,000.00) |
| 616000 | Student Wages-Budget Pool | | $11,000.00 | ($11,000.00) |
| **Total Personnel Services** | | | **$261,855.99** | **($261,855.99)** |
| 621100 | Staff Benefits-Unclassified | | $20,443.59 | ($20,443.59) |
| 622100 | Staff Benefits-Classified/Exmt Hrly | | $89,680.20 | ($89,680.20) |
| 622130 | Staff Benefits-Classified-Overtime | | $930.00 | ($930.00) |
| **Total Benefits** | | | **$111,053.79** | **($111,053.79)** |
| 717000 | Budget Pool-Contracted Services | | $5,000.00 | ($5,000.00) |
| 730000 | Budget Pool-Supplies | | $8,316.00 | ($8,316.00) |
| 740000 | Budget Pool-Travel | | $1,500.00 | ($1,500.00) |
| 750000 | Budget Pool-Info & Communications | | $21,451.00 | ($21,451.00) |
| 760000 | Budget Pool-Maintenance & Repair | | $3,500.00 | ($3,500.00) |
| 774100 | Data Processing Equipmnt Use-Intrnl | | $63,140.11 | ($63,140.11) |
| 775000 | Budget Pool-Equipment Rental Charge | | $2,184.00 | ($2,184.00) |
| **Total Operation** | | | **$105,091.11** | **($105,091.11)** |
| **Net Contribution (use) of Unallocated General: ATP555** | | | **$478,000.89** | **($478,000.89)** |

Report Package: Operating Ledger
report created by: Cats

Dec 4, 2007 3:40:50 PM

# BUDGET REPORT

Organization: 215230
Accounts Payable Office

Report Name: Budget Report by Account

Fiscal Year: 2007-08

| ACCOUNT | ACCOUNT_DESC | Revenue Dollars | Expense Dollars | Net Contribution |
|---|---|---|---|---|
| 611100 | Unclassified-Contract | | $55,995.35 | ($55,995.35) |
| 612000 | Classified-Budget Pool | | $192,860.64 | ($192,860.64) |
| 613000 | Classified-Overtime Budget Pool | | $2,000.00 | ($2,000.00) |
| 616000 | Student Wages-Budget Pool | | $11,000.00 | ($11,000.00) |
| **Total Personnel Services** | | | **$261,855.99** | **($261,855.99)** |
| 621100 | Staff Benefits-Unclassified | | $20,443.59 | ($20,443.59) |
| 622100 | Staff Benefits-Classified/Exmt Hrly | | $89,680.20 | ($89,680.20) |
| 622130 | Staff Benefits-Classified-Overtime | | $930.00 | ($930.00) |
| **Total Benefits** | | | **$111,053.79** | **($111,053.79)** |
| 717000 | Budget Pool-Contracted Services | | $5,000.00 | ($5,000.00) |
| 730000 | Budget Pool-Supplies | | $8,316.00 | ($8,316.00) |
| 740000 | Budget Pool-Travel | | $1,500.00 | ($1,500.00) |
| 750000 | Budget Pool-Info & Communications | | $21,451.00 | ($21,451.00) |
| 760000 | Budget Pool-Maintenance & Repair | | $3,500.00 | ($3,500.00) |
| 774100 | Data Processing Equipmnt Use-Intrnl | | $63,140.11 | ($63,140.11) |
| 775000 | Budget Pool-Equipment Rental Charge | | $2,184.00 | ($2,184.00) |
| **Total Operation** | | | **$105,091.11** | **($105,091.11)** |
| **Net Contribution (use) of Unallocated General: 215230** | | | **$478,000.89** | **($478,000.89)** |

Report Package: Operating Ledger
report created by: Cats

Dec 4, 2007 3:42:57 PM

# BUDGET REPORT

Organization: GEN551
General Accounting Operations

Report Name: Budget Report by Account

Fiscal Year: 2007-08

| ACCOUNT | ACCOUNT_DESC | Revenue Dollars | Expense Dollars | Net Contribution |
|---|---|---|---|---|
| 611100 | Unclassified-Contract | | $460,603.41 | ($460,603.41) |
| 612000 | Classified-Budget Pool | | $12,974.34 | ($12,974.34) |
| 613000 | Classified-Overtime Budget Pool | | $1,000.00 | ($1,000.00) |
| 616000 | Student Wages-Budget Pool | | $23,813.00 | ($23,813.00) |
| **Total Personnel Services** | | | **$498,390.75** | **($498,390.75)** |
| 621100 | Staff Benefits-Unclassified | | $176,871.70 | ($176,871.70) |
| 622100 | Staff Benefits-Classified/Exmt Hrly | | $6,033.06 | ($6,033.06) |
| 622130 | Staff Benefits-Classified-Overtime | | $465.00 | ($465.00) |
| **Total Benefits** | | | **$183,369.76** | **($183,369.76)** |
| 717000 | Budget Pool-Contracted Services | | $2,000.00 | ($2,000.00) |
| 730000 | Budget Pool-Supplies | | $8,000.00 | ($8,000.00) |
| 740000 | Budget Pool-Travel | | $9,600.00 | ($9,600.00) |
| 750000 | Budget Pool-Info & Communications | | $16,740.00 | ($16,740.00) |
| 760000 | Budget Pool-Maintenance & Repair | | $7,000.00 | ($7,000.00) |
| 774100 | Data Processing Equipmnt Use-Intrnl | | $73,168.24 | ($73,168.24) |
| 777000 | Budget Pool-Other Miscellaneous | | $2,500.00 | ($2,500.00) |
| **Total Operation** | | | **$119,008.24** | **($119,008.24)** |
| **Net Contribution (use) of Unallocated General: GEN551** | | | **$800,768.75** | **($800,768.75)** |

Report Package: Operating Ledger
report created by: Cats

Dec 4, 2007 3:40:50 PM

# BUDGET REPORT

Organization: 215220
General Accounting

Report Name: Budget Report by Account

Fiscal Year: 2007-08

| ACCOUNT | ACCOUNT_DESC | Revenue Dollars | Expense Dollars | Net Contribution |
|---|---|---|---|---|
| 611100 | Unclassified-Contract | | $460,603.41 | ($460,603.41) |
| 612000 | Classified-Budget Pool | | $12,974.34 | ($12,974.34) |
| 613000 | Classified-Overtime Budget Pool | | $1,000.00 | ($1,000.00) |
| 616000 | Student Wages-Budget Pool | | $23,813.00 | ($23,813.00) |
| **Total Personnel Services** | | | **$498,390.75** | **($498,390.75)** |
| 621100 | Staff Benefits-Unclassified | | $176,871.70 | ($176,871.70) |
| 622100 | Staff Benefits-Classified/Exmt Hrly | | $6,033.06 | ($6,033.06) |
| 622130 | Staff Benefits-Classified-Overtime | | $465.00 | ($465.00) |
| **Total Benefits** | | | **$183,369.76** | **($183,369.76)** |
| 717000 | Budget Pool-Contracted Services | | $2,000.00 | ($2,000.00) |
| 730000 | Budget Pool-Supplies | | $8,000.00 | ($8,000.00) |
| 740000 | Budget Pool-Travel | | $9,600.00 | ($9,600.00) |
| 750000 | Budget Pool-Info & Communications | | $16,740.00 | ($16,740.00) |
| 760000 | Budget Pool-Maintenance & Repair | | $7,000.00 | ($7,000.00) |
| 774100 | Data Processing Equipmnt Use-Intrnl | | $73,168.24 | ($73,168.24) |
| 777000 | Budget Pool-Other Miscellaneous | | $2,500.00 | ($2,500.00) |
| **Total Operation** | | | **$119,008.24** | **($119,008.24)** |
| **Net Contribution (use) of Unallocated General: 215220** | | | **$800,768.75** | **($800,768.75)** |

Report Package: Operating Ledger
report created by: Cats

Dec 4, 2007 3:42:57 PM

# BUDGET REPORT

Organization: GEN552

General Accounting Miscellaneous

Report Name: Budget Report by Account

Fiscal Year: 2007-08

| ACCOUNT | ACCOUNT_DESC | Revenue Dollars | Expense Dollars | Net Contribution |
|---|---|---|---|---|
| 717000 | Budget Pool-Contracted Services | | $140,000.00 | ($140,000.00) |
| 777000 | Budget Pool-Other Miscellaneous | | $70,000.00 | ($70,000.00) |
| **Total Operation** | | | **$210,000.00** | **($210,000.00)** |
| 879890 | Earning Support/Trsf-Credit | | ($888,524.98) | $888,524.98 |
| **Total Transfers** | | | **($888,524.98)** | **$888,524.98** |
| **Net Contribution (use) of Unallocated General: GEN552** | | | **($678,524.98)** | **$678,524.98** |

Report Package: Operating Ledger

report created by: Cats

Dec 4, 2007 3:40:50 PM

# BUDGET REPORT

Organization: 215240
External Audit

Report Name: Budget Report by Account

Fiscal Year: 2007-08

| ACCOUNT | ACCOUNT_DESC | Revenue Dollars | Expense Dollars | Net Contribution |
|---|---|---|---|---|
| 717000 | Budget Pool-Contracted Services | | $140,000.00 | ($140,000.00) |
| Total Operation | | | **$140,000.00** | **($140,000.00)** |
| Net Contribution (use) of Unallocated General: 215240 | | | **$140,000.00** | **($140,000.00)** |

Report Package: Operating Ledger
report created by: Cats

Dec 4, 2007 3:42:57 PM

# BUDGET REPORT

Organization: 215243
Institutional Support-Other

Report Name: Budget Report by Account

Fiscal Year: 2007-08

| ACCOUNT | ACCOUNT_DESC | Revenue Dollars | Expense Dollars | Net Contribution |
|---|---|---|---|---|
| 879890 | Earning Support/Trsf-Credit | | ($888,524.98) | $888,524.98 |
| Total Transfers | | | **($888,524.98)** | **$888,524.98** |
| Net Contribution (use) of Unallocated General: 215243 | | | **($888,524.98)** | **$888,524.98** |

Report Package: Operating Ledger
report created by: Cats

Dec 4, 2007 3:42:57 PM

# BUDGET REPORT

Organization: 215244

Report Name: Budget Report by Account

Stdt Employee Retire/Wkrs Comp Cost

Fiscal Year: 2007-08

| ACCOUNT | ACCOUNT_DESC | Revenue Dollars | Expense Dollars | Net Contribution |
|---|---|---|---|---|
| 777000 | Budget Pool-Other Miscellaneous | | $70,000.00 | ($70,000.00) |
| Total Operation | | | **$70,000.00** | **($70,000.00)** |
| Net Contribution (use) of Unallocated General: 215244 | | | **$70,000.00** | **($70,000.00)** |

Report Package: Operating Ledger
report created by: Cats

Dec 4, 2007 3:42:57 PM

# BUDGET REPORT

Organization: PAY55
Payroll

Report Name: Budget Report by Account

Fiscal Year: 2007-08

| ACCOUNT | ACCOUNT_DESC | Revenue Dollars | Expense Dollars | Net Contribution |
|---|---|---|---|---|
| 611100 | Unclassified-Contract | | $61,167.83 | ($61,167.83) |
| 612000 | Classified-Budget Pool | | $115,816.04 | ($115,816.04) |
| 616000 | Student Wages-Budget Pool | | $6,192.00 | ($6,192.00) |
| **Total Personnel Services** | | | **$183,175.87** | **($183,175.87)** |
| 621100 | Staff Benefits-Unclassified | | $23,488.45 | ($23,488.45) |
| 622100 | Staff Benefits-Classified/Exmt Hrly | | $53,854.45 | ($53,854.45) |
| **Total Benefits** | | | **$77,342.90** | **($77,342.90)** |
| 730000 | Budget Pool-Supplies | | $10,000.00 | ($10,000.00) |
| 740000 | Budget Pool-Travel | | $1,500.00 | ($1,500.00) |
| 750000 | Budget Pool-Info & Communications | | $10,692.00 | ($10,692.00) |
| 760000 | Budget Pool-Maintenance & Repair | | $500.00 | ($500.00) |
| 774100 | Data Processing Equipmnt Use-Intrnl | | $44,105.22 | ($44,105.22) |
| 775000 | Budget Pool-Equipment Rental Charge | | $9,000.00 | ($9,000.00) |
| **Total Operation** | | | **$75,797.22** | **($75,797.22)** |
| **Net Contribution (use) of Unallocated General: PAY55** | | | **$336,315.99** | **($336,315.99)** |

Report Package: Operating Ledger
report created by: Cats

Dec 4, 2007 3:39:05 PM

# BUDGET REPORT

Organization: PAY555
Payroll

Report Name: Budget Report by Account

Fiscal Year: 2007-08

| ACCOUNT | ACCOUNT_DESC | Revenue Dollars | Expense Dollars | Net Contribution |
|---|---|---|---|---|
| 611100 | Unclassified-Contract | | $61,167.83 | ($61,167.83) |
| 612000 | Classified-Budget Pool | | $115,816.04 | ($115,816.04) |
| 616000 | Student Wages-Budget Pool | | $6,192.00 | ($6,192.00) |
| **Total Personnel Services** | | | **$183,175.87** | **($183,175.87)** |
| 621100 | Staff Benefits-Unclassified | | $23,488.45 | ($23,488.45) |
| 622100 | Staff Benefits-Classified/Exmt Hrly | | $53,854.45 | ($53,854.45) |
| **Total Benefits** | | | **$77,342.90** | **($77,342.90)** |
| 730000 | Budget Pool-Supplies | | $10,000.00 | ($10,000.00) |
| 740000 | Budget Pool-Travel | | $1,500.00 | ($1,500.00) |
| 750000 | Budget Pool-Info & Communications | | $10,692.00 | ($10,692.00) |
| 760000 | Budget Pool-Maintenance & Repair | | $500.00 | ($500.00) |
| 774100 | Data Processing Equipmnt Use-Intrnl | | $44,105.22 | ($44,105.22) |
| 775000 | Budget Pool-Equipment Rental Charge | | $9,000.00 | ($9,000.00) |
| **Total Operation** | | | **$75,797.22** | **($75,797.22)** |
| **Net Contribution (use) of Unallocated General: PAY555** | | | **$336,315.99** | **($336,315.99)** |

Report Package: Operating Ledger
report created by: Cats

Dec 4, 2007 3:40:50 PM

# BUDGET REPORT

Organization: 215250
Payroll Department

Report Name: Budget Report by Account

Fiscal Year: 2007-08

| ACCOUNT | ACCOUNT_DESC | Revenue Dollars | Expense Dollars | Net Contribution |
|---|---|---|---|---|
| 611100 | Unclassified-Contract | | $61,167.83 | ($61,167.83) |
| 612000 | Classified-Budget Pool | | $115,816.04 | ($115,816.04) |
| 616000 | Student Wages-Budget Pool | | $6,192.00 | ($6,192.00) |
| **Total Personnel Services** | | | **$183,175.87** | **($183,175.87)** |
| 621100 | Staff Benefits-Unclassified | | $23,488.45 | ($23,488.45) |
| 622100 | Staff Benefits-Classified/Exmt Hrly | | $53,854.45 | ($53,854.45) |
| **Total Benefits** | | | **$77,342.90** | **($77,342.90)** |
| 730000 | Budget Pool-Supplies | | $10,000.00 | ($10,000.00) |
| 740000 | Budget Pool-Travel | | $1,500.00 | ($1,500.00) |
| 750000 | Budget Pool-Info & Communications | | $10,692.00 | ($10,692.00) |
| 760000 | Budget Pool-Maintenance & Repair | | $500.00 | ($500.00) |
| 774100 | Data Processing Equipmnt Use-Intrnl | | $44,105.22 | ($44,105.22) |
| 775000 | Budget Pool-Equipment Rental Charge | | $9,000.00 | ($9,000.00) |
| **Total Operation** | | | **$75,797.22** | **($75,797.22)** |
| **Net Contribution (use) of Unallocated General: 215250** | | | **$336,315.99** | **($336,315.99)** |

Report Package: Operating Ledger
report created by: Cats

Dec 4, 2007 3:42:57 PM

# BUDGET REPORT

Organization: NUT
Nutter Center

Report Name: Budget Report by Account

Fiscal Year: 2007-08

| ACCOUNT | ACCOUNT_DESC | Revenue Dollars | Expense Dollars | Net Contribution |
|---|---|---|---|---|
| 505290 | Event Sponsorship Income | $337,063.00 | | $337,063.00 |
| 505300 | Vending Machine Income | $14,000.00 | | $14,000.00 |
| 505390 | NC-Promoter Reimbursable Items | $38,599.00 | | $38,599.00 |
| 505660 | Advertising Income | $5,000.00 | | $5,000.00 |
| 505730 | NC-Ticket Sales | $30,000.00 | | $30,000.00 |
| 505750 | Parking Permits/Fees | $341,937.00 | | $341,937.00 |
| 505790 | Food Service-Catering Revenue | $36,000.00 | | $36,000.00 |
| 505810 | Sales-Confections | $405,178.00 | | $405,178.00 |
| 505950 | Sales-Gifts | $620,000.00 | | $620,000.00 |
| 506000 | NC-Fire & Medic Chargeback | $20,500.00 | | $20,500.00 |
| 506010 | NC-Ushers Chargeback | $24,000.00 | | $24,000.00 |
| 506020 | NC-Ticket Takers Chargeback | $22,000.00 | | $22,000.00 |
| 506030 | NC-Technical Crew Chargeback | $54,000.00 | | $54,000.00 |
| 506040 | NC-Stage Hands Chargeback | $228,000.00 | | $228,000.00 |
| 506050 | NC-Housekeeping Chargeback | $21,000.00 | | $21,000.00 |
| 506080 | NC-Inside Security Chargeback | $43,000.00 | | $43,000.00 |
| 506100 | NC-WSU Police Chargeback | $14,361.00 | | $14,361.00 |
| 506110 | NC-WSU Maintenance Chargeback | $16,250.00 | | $16,250.00 |
| 506200 | NC-Advertising Chargeback | $113,000.00 | | $113,000.00 |
| 507130 | Ticketmaster Incentive | $90,000.00 | | $90,000.00 |
| 507150 | Commissions Income | $3,500.00 | | $3,500.00 |
| 507170 | Handling Fee Income | $6,585.00 | | $6,585.00 |
| 507350 | Miscellaneous Income | $302,119.00 | | $302,119.00 |
| 507450 | Rental Income | $653,335.00 | | $653,335.00 |
| **Total Revenue** | | **$3,439,427.00** | | **$3,439,427.00** |
| 611100 | Unclassified-Contract | | $520,145.04 | ($520,145.04) |
| 612000 | Classified-Budget Pool | | $100,580.96 | ($100,580.96) |
| 612200 | NonExempt Unclassified Hourly | | $14,352.02 | ($14,352.02) |
| 613000 | Classified-Overtime Budget Pool | | $27,810.00 | ($27,810.00) |
| **Total Personnel Services** | | | **$662,888.02** | **($662,888.02)** |
| 621100 | Staff Benefits-Unclassified | | $205,246.87 | ($205,246.87) |
| 622100 | Staff Benefits-Classified/Exmt Hrly | | $46,770.15 | ($46,770.15) |
| 622130 | Staff Benefits-Classified-Overtime | | $12,931.65 | ($12,931.65) |

# BUDGET REPORT

Organization: NUT
Nutter Center

Report Name: Budget Report by Account

Fiscal Year: 2007-08

| ACCOUNT | ACCOUNT_DESC | Revenue Dollars | Expense Dollars | Net Contribution |
|---|---|---|---|---|
| **Total Benefits** | | | **$264,948.67** | **($264,948.67)** |
| 717000 | Budget Pool-Contracted Services | | $977,728.90 | ($977,728.90) |
| 730000 | Budget Pool-Supplies | | $34,500.00 | ($34,500.00) |
| 740000 | Budget Pool-Travel | | $121,704.00 | ($121,704.00) |
| 746800 | Travel-in Country | | $1,500.00 | ($1,500.00) |
| 750000 | Budget Pool-Info & Communications | | $312,103.00 | ($312,103.00) |
| 760000 | Budget Pool-Maintenance & Repair | | $87,000.00 | ($87,000.00) |
| 774100 | Data Processing Equipmnt Use-Intrnl | | $2,916.70 | ($2,916.70) |
| 775000 | Budget Pool-Equipment Rental Charge | | $27,000.00 | ($27,000.00) |
| 777000 | Budget Pool-Other Miscellaneous | | $171,943.00 | ($171,943.00) |
| 780000 | Budget Pool-Purchased for Resale | | $581,500.00 | ($581,500.00) |
| 794000 | Budget Pool-Capital Equipment | | $750.00 | ($750.00) |
| **Total Operation** | | | **$2,318,645.60** | **($2,318,645.60)** |
| 878300 | Plant O&M Cost Allocatn Aux-Debit | | $790,259.81 | ($790,259.81) |
| 878700 | Indirect Costs Aux-Debit | | $142,300.00 | ($142,300.00) |
| 879800 | Debt Payment-MT-Debit | | $232,063.00 | ($232,063.00) |
| 879870 | Auxiliary Support/Trsf-Credit | | ($971,678.10) | $971,678.10 |
| **Total Transfers** | | | **$192,944.71** | **($192,944.71)** |
| **Net Contribution (use) of Unallocated General: NUT** | | **$3,439,427.00** | **$3,439,427.00** | **$0.00** |

Report Package: Operating Ledger
report created by: Cats

Dec 4, 2007 3:17:30 PM

# BUDGET REPORT

Organization: NUT5
Nutter Center

Report Name: Budget Report by Account

Fiscal Year: 2007-08

| ACCOUNT | ACCOUNT_DESC | Revenue Dollars | Expense Dollars | Net Contribution |
|---|---|---|---|---|
| 505290 | Event Sponsorship Income | $337,063.00 | | $337,063.00 |
| 505300 | Vending Machine Income | $14,000.00 | | $14,000.00 |
| 505390 | NC-Promoter Reimbursable Items | $38,599.00 | | $38,599.00 |
| 505660 | Advertising Income | $5,000.00 | | $5,000.00 |
| 505730 | NC-Ticket Sales | $30,000.00 | | $30,000.00 |
| 505750 | Parking Permits/Fees | $341,937.00 | | $341,937.00 |
| 505790 | Food Service-Catering Revenue | $36,000.00 | | $36,000.00 |
| 505810 | Sales-Confections | $405,178.00 | | $405,178.00 |
| 505950 | Sales-Gifts | $620,000.00 | | $620,000.00 |
| 506000 | NC-Fire & Medic Chargeback | $20,500.00 | | $20,500.00 |
| 506010 | NC-Ushers Chargeback | $24,000.00 | | $24,000.00 |
| 506020 | NC-Ticket Takers Chargeback | $22,000.00 | | $22,000.00 |
| 506030 | NC-Technical Crew Chargeback | $54,000.00 | | $54,000.00 |
| 506040 | NC-Stage Hands Chargeback | $228,000.00 | | $228,000.00 |
| 506050 | NC-Housekeeping Chargeback | $21,000.00 | | $21,000.00 |
| 506080 | NC-Inside Security Chargeback | $43,000.00 | | $43,000.00 |
| 506100 | NC-WSU Police Chargeback | $14,361.00 | | $14,361.00 |
| 506110 | NC-WSU Maintenance Chargeback | $16,250.00 | | $16,250.00 |
| 506200 | NC-Advertising Chargeback | $113,000.00 | | $113,000.00 |
| 507130 | Ticketmaster Incentive | $90,000.00 | | $90,000.00 |
| 507150 | Commissions Income | $3,500.00 | | $3,500.00 |
| 507170 | Handling Fee Income | $6,585.00 | | $6,585.00 |
| 507350 | Miscellaneous Income | $302,119.00 | | $302,119.00 |
| 507450 | Rental Income | $653,335.00 | | $653,335.00 |
| **Total Revenue** | | **$3,439,427.00** | | **$3,439,427.00** |
| 611100 | Unclassified-Contract | | $520,145.04 | ($520,145.04) |
| 612000 | Classified-Budget Pool | | $100,580.96 | ($100,580.96) |
| 612200 | NonExempt Unclassified Hourly | | $14,352.02 | ($14,352.02) |
| 613000 | Classified-Overtime Budget Pool | | $27,810.00 | ($27,810.00) |
| **Total Personnel Services** | | | **$662,888.02** | **($662,888.02)** |
| 621100 | Staff Benefits-Unclassified | | $205,246.87 | ($205,246.87) |
| 622100 | Staff Benefits-Classified/Exmt Hrly | | $46,770.15 | ($46,770.15) |
| 622130 | Staff Benefits-Classified-Overtime | | $12,931.65 | ($12,931.65) |

Report Package: Operating Ledger
report created by: Cats

Dec 4, 2007 3:36:33 PM

# BUDGET REPORT

Organization: NUT5
Nutter Center

Report Name: Budget Report by Account

Fiscal Year: 2007-08

| ACCOUNT | ACCOUNT_DESC | Revenue Dollars | Expense Dollars | Net Contribution |
|---|---|---|---|---|
| **Total Benefits** | | | **$264,948.67** | **($264,948.67)** |
| 717000 | Budget Pool-Contracted Services | | $977,728.90 | ($977,728.90) |
| 730000 | Budget Pool-Supplies | | $34,500.00 | ($34,500.00) |
| 740000 | Budget Pool-Travel | | $121,704.00 | ($121,704.00) |
| 746800 | Travel-in Country | | $1,500.00 | ($1,500.00) |
| 750000 | Budget Pool-Info & Communications | | $312,103.00 | ($312,103.00) |
| 760000 | Budget Pool-Maintenance & Repair | | $87,000.00 | ($87,000.00) |
| 774100 | Data Processing Equipmnt Use-Intrnl | | $2,916.70 | ($2,916.70) |
| 775000 | Budget Pool-Equipment Rental Charge | | $27,000.00 | ($27,000.00) |
| 777000 | Budget Pool-Other Miscellaneous | | $171,943.00 | ($171,943.00) |
| 780000 | Budget Pool-Purchased for Resale | | $581,500.00 | ($581,500.00) |
| 794000 | Budget Pool-Capital Equipment | | $750.00 | ($750.00) |
| **Total Operation** | | | **$2,318,645.60** | **($2,318,645.60)** |
| 878300 | Plant O&M Cost Allocatn Aux-Debit | | $790,259.81 | ($790,259.81) |
| 878700 | Indirect Costs Aux-Debit | | $142,300.00 | ($142,300.00) |
| 879800 | Debt Payment-MT-Debit | | $232,063.00 | ($232,063.00) |
| 879870 | Auxiliary Support/Trsf-Credit | | ($971,678.10) | $971,678.10 |
| **Total Transfers** | | | **$192,944.71** | **($192,944.71)** |
| **Net Contribution (use) of Unallocated General: NUT5** | | **$3,439,427.00** | **$3,439,427.00** | **$0.00** |

Report Package: Operating Ledger
report created by: Cats

Dec 4, 2007 3:36:33 PM

# BUDGET REPORT

Organization: NUT55
Nutter Center

Report Name: Budget Report by Account

Fiscal Year: 2007-08

| ACCOUNT | ACCOUNT_DESC | Revenue Dollars | Expense Dollars | Net Contribution |
|---|---|---|---|---|
| 505290 | Event Sponsorship Income | $337,063.00 | | $337,063.00 |
| 505300 | Vending Machine Income | $14,000.00 | | $14,000.00 |
| 505390 | NC-Promoter Reimbursable Items | $38,599.00 | | $38,599.00 |
| 505660 | Advertising Income | $5,000.00 | | $5,000.00 |
| 505730 | NC-Ticket Sales | $30,000.00 | | $30,000.00 |
| 505750 | Parking Permits/Fees | $341,937.00 | | $341,937.00 |
| 505790 | Food Service-Catering Revenue | $36,000.00 | | $36,000.00 |
| 505810 | Sales-Confections | $405,178.00 | | $405,178.00 |
| 505950 | Sales-Gifts | $620,000.00 | | $620,000.00 |
| 506000 | NC-Fire & Medic Chargeback | $20,500.00 | | $20,500.00 |
| 506010 | NC-Ushers Chargeback | $24,000.00 | | $24,000.00 |
| 506020 | NC-Ticket Takers Chargeback | $22,000.00 | | $22,000.00 |
| 506030 | NC-Technical Crew Chargeback | $54,000.00 | | $54,000.00 |
| 506040 | NC-Stage Hands Chargeback | $228,000.00 | | $228,000.00 |
| 506050 | NC-Housekeeping Chargeback | $21,000.00 | | $21,000.00 |
| 506080 | NC-Inside Security Chargeback | $43,000.00 | | $43,000.00 |
| 506100 | NC-WSU Police Chargeback | $14,361.00 | | $14,361.00 |
| 506110 | NC-WSU Maintenance Chargeback | $16,250.00 | | $16,250.00 |
| 506200 | NC-Advertising Chargeback | $113,000.00 | | $113,000.00 |
| 507130 | Ticketmaster Incentive | $90,000.00 | | $90,000.00 |
| 507150 | Commissions Income | $3,500.00 | | $3,500.00 |
| 507170 | Handling Fee Income | $6,585.00 | | $6,585.00 |
| 507350 | Miscellaneous Income | $302,119.00 | | $302,119.00 |
| 507450 | Rental Income | $653,335.00 | | $653,335.00 |
| **Total Revenue** | | **$3,439,427.00** | | **$3,439,427.00** |
| 611100 | Unclassified-Contract | | $520,145.04 | ($520,145.04) |
| 612000 | Classified-Budget Pool | | $100,580.96 | ($100,580.96) |
| 612200 | NonExempt Unclassified Hourly | | $14,352.02 | ($14,352.02) |
| 613000 | Classified-Overtime Budget Pool | | $27,810.00 | ($27,810.00) |
| **Total Personnel Services** | | | **$662,888.02** | **($662,888.02)** |
| 621100 | Staff Benefits-Unclassified | | $205,246.87 | ($205,246.87) |
| 622100 | Staff Benefits-Classified/Exmt Hrly | | $46,770.15 | ($46,770.15) |
| 622130 | Staff Benefits-Classified-Overtime | | $12,931.65 | ($12,931.65) |

Report Package: Operating Ledger
report created by: Cats

Dec 4, 2007 3:39:05 PM

# BUDGET REPORT

Organization: NUT55
Nutter Center

Report Name: Budget Report by Account

Fiscal Year: 2007-08

| ACCOUNT | ACCOUNT_DESC | Revenue Dollars | Expense Dollars | Net Contribution |
|---|---|---|---|---|
| **Total Benefits** | | | **$264,948.67** | **($264,948.67)** |
| 717000 | Budget Pool-Contracted Services | | $977,728.90 | ($977,728.90) |
| 730000 | Budget Pool-Supplies | | $34,500.00 | ($34,500.00) |
| 740000 | Budget Pool-Travel | | $121,704.00 | ($121,704.00) |
| 746800 | Travel-in Country | | $1,500.00 | ($1,500.00) |
| 750000 | Budget Pool-Info & Communications | | $312,103.00 | ($312,103.00) |
| 760000 | Budget Pool-Maintenance & Repair | | $87,000.00 | ($87,000.00) |
| 774100 | Data Processing Equipmnt Use-Intrnl | | $2,916.70 | ($2,916.70) |
| 775000 | Budget Pool-Equipment Rental Charge | | $27,000.00 | ($27,000.00) |
| 777000 | Budget Pool-Other Miscellaneous | | $171,943.00 | ($171,943.00) |
| 780000 | Budget Pool-Purchased for Resale | | $581,500.00 | ($581,500.00) |
| 794000 | Budget Pool-Capital Equipment | | $750.00 | ($750.00) |
| **Total Operation** | | | **$2,318,645.60** | **($2,318,645.60)** |
| 878300 | Plant O&M Cost Allocatn Aux-Debit | | $790,259.81 | ($790,259.81) |
| 878700 | Indirect Costs Aux-Debit | | $142,300.00 | ($142,300.00) |
| 879800 | Debt Payment-MT-Debit | | $232,063.00 | ($232,063.00) |
| 879870 | Auxiliary Support/Trsf-Credit | | ($971,678.10) | $971,678.10 |
| **Total Transfers** | | | **$192,944.71** | **($192,944.71)** |
| **Net Contribution (use) of Unallocated General: NUT55** | | **$3,439,427.00** | **$3,439,427.00** | **$0.00** |

Report Package: Operating Ledger
report created by: Cats

Dec 4, 2007 3:39:05 PM

# BUDGET REPORT

Organization: NUT551
Nutter-General & Admin

Report Name: Budget Report by Account

Fiscal Year: 2007-08

| ACCOUNT | ACCOUNT_DESC | Revenue Dollars | Expense Dollars | Net Contribution |
|---|---|---|---|---|
| 505290 | Event Sponsorship Income | $105,000.00 | | $105,000.00 |
| 505300 | Vending Machine Income | $14,000.00 | | $14,000.00 |
| 505390 | NC-Promoter Reimbursable Items | $38,599.00 | | $38,599.00 |
| 505660 | Advertising Income | $5,000.00 | | $5,000.00 |
| 505810 | Sales-Confections | $25,678.00 | | $25,678.00 |
| 506080 | NC-Inside Security Chargeback | $4,000.00 | | $4,000.00 |
| 507130 | Ticketmaster Incentive | $90,000.00 | | $90,000.00 |
| 507150 | Commissions Income | $3,500.00 | | $3,500.00 |
| 507170 | Handling Fee Income | $6,585.00 | | $6,585.00 |
| 507350 | Miscellaneous Income | $272,119.00 | | $272,119.00 |
| 507450 | Rental Income | $132,946.00 | | $132,946.00 |
| **Total Revenue** | | **$697,427.00** | | **$697,427.00** |
| 611100 | Unclassified-Contract | | $520,145.04 | ($520,145.04) |
| 612000 | Classified-Budget Pool | | $100,580.96 | ($100,580.96) |
| 612200 | NonExempt Unclassified Hourly | | $14,352.02 | ($14,352.02) |
| 613000 | Classified-Overtime Budget Pool | | $16,480.00 | ($16,480.00) |
| **Total Personnel Services** | | | **$651,558.02** | **($651,558.02)** |
| 621100 | Staff Benefits-Unclassified | | $205,246.87 | ($205,246.87) |
| 622100 | Staff Benefits-Classified/Exmt Hrly | | $46,770.15 | ($46,770.15) |
| 622130 | Staff Benefits-Classified-Overtime | | $7,663.20 | ($7,663.20) |
| **Total Benefits** | | | **$259,680.22** | **($259,680.22)** |
| 717000 | Budget Pool-Contracted Services | | $93,728.90 | ($93,728.90) |
| 730000 | Budget Pool-Supplies | | $34,500.00 | ($34,500.00) |
| 740000 | Budget Pool-Travel | | $45,500.00 | ($45,500.00) |
| 746800 | Travel-in Country | | $1,500.00 | ($1,500.00) |
| 750000 | Budget Pool-Info & Communications | | $117,103.00 | ($117,103.00) |
| 760000 | Budget Pool-Maintenance & Repair | | $72,000.00 | ($72,000.00) |
| 774100 | Data Processing Equipmnt Use-Intrnl | | $2,916.70 | ($2,916.70) |
| 777000 | Budget Pool-Other Miscellaneous | | $107,522.00 | ($107,522.00) |
| 794000 | Budget Pool-Capital Equipment | | $750.00 | ($750.00) |
| **Total Operation** | | | **$475,520.60** | **($475,520.60)** |
| 878300 | Plant O&M Cost Allocatn Aux-Debit | | $790,259.81 | ($790,259.81) |
| 878700 | Indirect Costs Aux-Debit | | $142,300.00 | ($142,300.00) |

Report Package: Operating Ledger
report created by: Cats

Dec 4, 2007 3:40:50 PM

# BUDGET REPORT

Organization: NUT551
Nutter-General & Admin

Report Name: Budget Report by Account

Fiscal Year: 2007-08

| ACCOUNT | ACCOUNT_DESC | Revenue Dollars | Expense Dollars | Net Contribution |
|---|---|---|---|---|
| Total Transfers | | | $932,559.81 | ($932,559.81) |
| Net Contribution (use) of Unallocated General: NUT551 | | $697,427.00 | $2,319,318.65 | ($1,621,891.65) |

Report Package: Operating Ledger
report created by: Cats

Dec 4, 2007 3:40:50 PM

# BUDGET REPORT

Organization: 447000
Nutter-General & Admin

Report Name: Budget Report by Account

Fiscal Year: 2007-08

| ACCOUNT | ACCOUNT_DESC | Revenue Dollars | Expense Dollars | Net Contribution |
|---|---|---|---|---|
| 507350 | Miscellaneous Income | $230,877.00 | | $230,877.00 |
| **Total Revenue** | | **$230,877.00** | | **$230,877.00** |
| 611100 | Unclassified-Contract | | $225,324.11 | ($225,324.11) |
| 612000 | Classified-Budget Pool | | $14,094.54 | ($14,094.54) |
| 612200 | NonExempt Unclassified Hourly | | $14,352.02 | ($14,352.02) |
| 613000 | Classified-Overtime Budget Pool | | $1,030.00 | ($1,030.00) |
| **Total Personnel Services** | | | **$254,800.67** | **($254,800.67)** |
| 621100 | Staff Benefits-Unclassified | | $92,035.63 | ($92,035.63) |
| 622100 | Staff Benefits-Classified/Exmt Hrly | | $6,553.96 | ($6,553.96) |
| 622130 | Staff Benefits-Classified-Overtime | | $478.95 | ($478.95) |
| **Total Benefits** | | | **$99,068.54** | **($99,068.54)** |
| 717000 | Budget Pool-Contracted Services | | $20,013.90 | ($20,013.90) |
| 730000 | Budget Pool-Supplies | | $6,000.00 | ($6,000.00) |
| 740000 | Budget Pool-Travel | | $18,000.00 | ($18,000.00) |
| 750000 | Budget Pool-Info & Communications | | $20,336.00 | ($20,336.00) |
| 774100 | Data Processing Equipmnt Use-Intrnl | | $848.49 | ($848.49) |
| 777000 | Budget Pool-Other Miscellaneous | | $2,000.00 | ($2,000.00) |
| **Total Operation** | | | **$67,198.39** | **($67,198.39)** |
| **Net Contribution (use) of Unallocated General: 447000** | | **$230,877.00** | **$421,067.60** | **($190,190.60)** |

Report Package: Operating Ledger
report created by: Cats

Dec 4, 2007 3:42:57 PM

# BUDGET REPORT

Organization: 447001
Nutter-Operations

Report Name: Budget Report by Account

Fiscal Year: 2007-08

| ACCOUNT | ACCOUNT_DESC | Revenue Dollars | Expense Dollars | Net Contribution |
|---|---|---|---|---|
| 611100 | Unclassified-Contract | | $146,612.64 | ($146,612.64) |
| 612000 | Classified-Budget Pool | | $86,486.42 | ($86,486.42) |
| 613000 | Classified-Overtime Budget Pool | | $15,450.00 | ($15,450.00) |
| **Total Personnel Services** | | | **$248,549.06** | **($248,549.06)** |
| 621100 | Staff Benefits-Unclassified | | $56,299.25 | ($56,299.25) |
| 622100 | Staff Benefits-Classified/Exmt Hrly | | $40,216.19 | ($40,216.19) |
| 622130 | Staff Benefits-Classified-Overtime | | $7,184.25 | ($7,184.25) |
| **Total Benefits** | | | **$103,699.69** | **($103,699.69)** |
| 730000 | Budget Pool-Supplies | | $22,000.00 | ($22,000.00) |
| 740000 | Budget Pool-Travel | | $15,000.00 | ($15,000.00) |
| 750000 | Budget Pool-Info & Communications | | $33,087.00 | ($33,087.00) |
| 760000 | Budget Pool-Maintenance & Repair | | $27,000.00 | ($27,000.00) |
| 774100 | Data Processing Equipmnt Use-Intrnl | | $1,287.45 | ($1,287.45) |
| 777000 | Budget Pool-Other Miscellaneous | | $6,509.00 | ($6,509.00) |
| **Total Operation** | | | **$104,883.45** | **($104,883.45)** |
| 878300 | Plant O&M Cost Allocatn Aux-Debit | | $790,259.81 | ($790,259.81) |
| 878700 | Indirect Costs Aux-Debit | | $142,300.00 | ($142,300.00) |
| **Total Transfers** | | | **$932,559.81** | **($932,559.81)** |
| **Net Contribution (use) of Unallocated General: 447001** | | | **$1,389,692.01** | **($1,389,692.01)** |

Report Package: Operating Ledger
report created by: Cats

Dec 4, 2007 3:42:57 PM

# BUDGET REPORT

Organization: 447010
Nutter-Corp Box Rental & Tickets

Report Name: Budget Report by Account

Fiscal Year: 2007-08

| ACCOUNT | ACCOUNT_DESC | Revenue Dollars | Expense Dollars | Net Contribution |
|---|---|---|---|---|
| 507350 | Miscellaneous Income | $2,000.00 | | $2,000.00 |
| 507450 | Rental Income | $91,300.00 | | $91,300.00 |
| Total Revenue | | **$93,300.00** | | **$93,300.00** |
| 740000 | Budget Pool-Travel | | $1,000.00 | ($1,000.00) |
| 760000 | Budget Pool-Maintenance & Repair | | $40,000.00 | ($40,000.00) |
| 777000 | Budget Pool-Other Miscellaneous | | $24,600.00 | ($24,600.00) |
| Total Operation | | | **$65,600.00** | **($65,600.00)** |
| Net Contribution (use) of Unallocated General: 447010 | | **$93,300.00** | **$65,600.00** | **$27,700.00** |

Report Package: Operating Ledger
report created by: Cats

Dec 4, 2007 3:42:57 PM

# BUDGET REPORT

Organization: 447020
Nutter-Box Office

Report Name: Budget Report by Account

Fiscal Year: 2007-08

| ACCOUNT | ACCOUNT_DESC | Revenue Dollars | Expense Dollars | Net Contribution |
|---|---|---|---|---|
| 505390 | NC-Promoter Reimbursable Items | $38,599.00 | | $38,599.00 |
| 505660 | Advertising Income | $5,000.00 | | $5,000.00 |
| 507130 | Ticketmaster Incentive | $90,000.00 | | $90,000.00 |
| 507150 | Commissions Income | $3,500.00 | | $3,500.00 |
| 507170 | Handling Fee Income | $6,585.00 | | $6,585.00 |
| 507350 | Miscellaneous Income | $26,242.00 | | $26,242.00 |
| **Total Revenue** | | **$169,926.00** | | **$169,926.00** |
| 611100 | Unclassified-Contract | | $41,585.54 | ($41,585.54) |
| **Total Personnel Services** | | | **$41,585.54** | **($41,585.54)** |
| 621100 | Staff Benefits-Unclassified | | $15,968.85 | ($15,968.85) |
| **Total Benefits** | | | **$15,968.85** | **($15,968.85)** |
| 717000 | Budget Pool-Contracted Services | | $40,024.00 | ($40,024.00) |
| 730000 | Budget Pool-Supplies | | $2,000.00 | ($2,000.00) |
| 740000 | Budget Pool-Travel | | $2,000.00 | ($2,000.00) |
| 750000 | Budget Pool-Info & Communications | | $10,000.00 | ($10,000.00) |
| 760000 | Budget Pool-Maintenance & Repair | | $5,000.00 | ($5,000.00) |
| 774100 | Data Processing Equipmnt Use-Intrnl | | $245.23 | ($245.23) |
| 777000 | Budget Pool-Other Miscellaneous | | $71,063.00 | ($71,063.00) |
| **Total Operation** | | | **$130,332.23** | **($130,332.23)** |
| **Net Contribution (use) of Unallocated General: 447020** | | **$169,926.00** | **$187,886.62** | **($17,960.62)** |

Report Package: Operating Ledger
report created by: Cats

Dec 4, 2007 3:42:57 PM

# BUDGET REPORT

Organization: 447030
Nutter-Marketing Sponsorship

Report Name: Budget Report by Account

Fiscal Year: 2007-08

| ACCOUNT | ACCOUNT_DESC | Revenue Dollars | Expense Dollars | Net Contribution |
|---|---|---|---|---|
| 505290 | Event Sponsorship Income | $105,000.00 | | $105,000.00 |
| 507350 | Miscellaneous Income | $10,000.00 | | $10,000.00 |
| **Total Revenue** | | **$115,000.00** | | **$115,000.00** |
| 611100 | Unclassified-Contract | | $80,801.24 | ($80,801.24) |
| **Total Personnel Services** | | | **$80,801.24** | **($80,801.24)** |
| 621100 | Staff Benefits-Unclassified | | $31,027.68 | ($31,027.68) |
| **Total Benefits** | | | **$31,027.68** | **($31,027.68)** |
| 717000 | Budget Pool-Contracted Services | | $9,938.00 | ($9,938.00) |
| 730000 | Budget Pool-Supplies | | $4,500.00 | ($4,500.00) |
| 740000 | Budget Pool-Travel | | $8,500.00 | ($8,500.00) |
| 746800 | Travel-in Country | | $1,500.00 | ($1,500.00) |
| 750000 | Budget Pool-Info & Communications | | $43,680.00 | ($43,680.00) |
| 774100 | Data Processing Equipmnt Use-Intrnl | | $367.84 | ($367.84) |
| 777000 | Budget Pool-Other Miscellaneous | | $3,350.00 | ($3,350.00) |
| 794000 | Budget Pool-Capital Equipment | | $750.00 | ($750.00) |
| **Total Operation** | | | **$72,585.84** | **($72,585.84)** |
| **Net Contribution (use) of Unallocated General: 447030** | | **$115,000.00** | **$184,414.76** | **($69,414.76)** |

Report Package: Operating Ledger
report created by: Cats

Dec 4, 2007 3:42:57 PM

# BUDGET REPORT

Organization: 447050
Nutter-Ice Rental

Report Name: Budget Report by Account

Fiscal Year: 2007-08

| ACCOUNT | ACCOUNT_DESC | Revenue Dollars | Expense Dollars | Net Contribution |
|---|---|---|---|---|
| 507450 | Rental Income | $13,785.00 | | $13,785.00 |
| **Total Revenue** | | **$13,785.00** | | **$13,785.00** |
| 611100 | Unclassified-Contract | | $10,896.81 | ($10,896.81) |
| **Total Personnel Services** | | | **$10,896.81** | **($10,896.81)** |
| 621100 | Staff Benefits-Unclassified | | $4,184.38 | ($4,184.38) |
| **Total Benefits** | | | **$4,184.38** | **($4,184.38)** |
| 717000 | Budget Pool-Contracted Services | | $753.00 | ($753.00) |
| 774100 | Data Processing Equipmnt Use-Intrnl | | $52.69 | ($52.69) |
| **Total Operation** | | | **$805.69** | **($805.69)** |
| **Net Contribution (use) of Unallocated General: 447050** | | **$13,785.00** | **$15,886.88** | **($2,101.88)** |

Report Package: Operating Ledger
report created by: Cats

Dec 4, 2007 3:42:57 PM

# BUDGET REPORT

Organization: 447070
Nutter-Berry Room Rental

Report Name: Budget Report by Account

Fiscal Year: 2007-08

| ACCOUNT | ACCOUNT_DESC | Revenue Dollars | Expense Dollars | Net Contribution |
|---|---|---|---|---|
| 505810 | Sales-Confections | $25,678.00 | | $25,678.00 |
| 506080 | NC-Inside Security Chargeback | $4,000.00 | | $4,000.00 |
| 507350 | Miscellaneous Income | $3,000.00 | | $3,000.00 |
| 507450 | Rental Income | $27,861.00 | | $27,861.00 |
| **Total Revenue** | | **$60,539.00** | | **$60,539.00** |
| 611100 | Unclassified-Contract | | $14,924.70 | ($14,924.70) |
| **Total Personnel Services** | | | **$14,924.70** | **($14,924.70)** |
| 621100 | Staff Benefits-Unclassified | | $5,731.08 | ($5,731.08) |
| **Total Benefits** | | | **$5,731.08** | **($5,731.08)** |
| 717000 | Budget Pool-Contracted Services | | $23,000.00 | ($23,000.00) |
| 740000 | Budget Pool-Travel | | $1,000.00 | ($1,000.00) |
| 750000 | Budget Pool-Info & Communications | | $10,000.00 | ($10,000.00) |
| 774100 | Data Processing Equipmnt Use-Intrnl | | $115.00 | ($115.00) |
| **Total Operation** | | | **$34,115.00** | **($34,115.00)** |
| **Net Contribution (use) of Unallocated General: 447070** | | **$60,539.00** | **$54,770.78** | **$5,768.22** |

Report Package: Operating Ledger
report created by: Cats

Dec 4, 2007 3:42:57 PM

# BUDGET REPORT

Organization: 447110
Nutter-Vending

Report Name: Budget Report by Account

Fiscal Year: 2007-08

| ACCOUNT | ACCOUNT_DESC | Revenue Dollars | Expense Dollars | Net Contribution |
|---|---|---|---|---|
| 505300 | Vending Machine Income | $14,000.00 | | $14,000.00 |
| Total Revenue | | **$14,000.00** | | **$14,000.00** |
| Net Contribution (use) of Unallocated General: 447110 | | **$14,000.00** | | **$14,000.00** |

Report Package: Operating Ledger
report created by: Cats

Dec 4, 2007 3:42:57 PM

# BUDGET REPORT

Organization: NUT552
Nutter-Dayton Bombers

Report Name: Budget Report by Account

Fiscal Year: 2007-08

| ACCOUNT | ACCOUNT_DESC | Revenue Dollars | Expense Dollars | Net Contribution |
|---|---|---|---|---|
| 505750 | Parking Permits/Fees | $45,000.00 | | $45,000.00 |
| 505810 | Sales-Confections | $50,000.00 | | $50,000.00 |
| 506000 | NC-Fire & Medic Chargeback | $13,500.00 | | $13,500.00 |
| 506010 | NC-Ushers Chargeback | $24,000.00 | | $24,000.00 |
| 506020 | NC-Ticket Takers Chargeback | $22,000.00 | | $22,000.00 |
| 506030 | NC-Technical Crew Chargeback | $30,000.00 | | $30,000.00 |
| 506040 | NC-Stage Hands Chargeback | $9,000.00 | | $9,000.00 |
| 506050 | NC-Housekeeping Chargeback | $9,000.00 | | $9,000.00 |
| 506080 | NC-Inside Security Chargeback | $27,000.00 | | $27,000.00 |
| 506100 | NC-WSU Police Chargeback | $14,361.00 | | $14,361.00 |
| 506110 | NC-WSU Maintenance Chargeback | $16,250.00 | | $16,250.00 |
| **Total Revenue** | | **$260,111.00** | | **$260,111.00** |
| 613000 | Classified-Overtime Budget Pool | | $10,300.00 | ($10,300.00) |
| **Total Personnel Services** | | | **$10,300.00** | **($10,300.00)** |
| 622130 | Staff Benefits-Classified-Overtime | | $4,789.50 | ($4,789.50) |
| **Total Benefits** | | | **$4,789.50** | **($4,789.50)** |
| 717000 | Budget Pool-Contracted Services | | $150,000.00 | ($150,000.00) |
| 740000 | Budget Pool-Travel | | $8,000.00 | ($8,000.00) |
| 750000 | Budget Pool-Info & Communications | | $8,000.00 | ($8,000.00) |
| 775000 | Budget Pool-Equipment Rental Charge | | $2,000.00 | ($2,000.00) |
| 777000 | Budget Pool-Other Miscellaneous | | $13,421.00 | ($13,421.00) |
| **Total Operation** | | | **$181,421.00** | **($181,421.00)** |
| **Net Contribution (use) of Unallocated General: NUT552** | | **$260,111.00** | **$196,510.50** | **$63,600.50** |

Report Package: Operating Ledger
report created by: Cats

Dec 4, 2007 3:40:50 PM

# BUDGET REPORT

Organization: 447300
Nutter-Dayton Bombers

Report Name: Budget Report by Account

Fiscal Year: 2007-08

| ACCOUNT | ACCOUNT_DESC | Revenue Dollars | Expense Dollars | Net Contribution |
|---|---|---|---|---|
| 505750 | Parking Permits/Fees | $45,000.00 | | $45,000.00 |
| 505810 | Sales-Confections | $50,000.00 | | $50,000.00 |
| 506000 | NC-Fire & Medic Chargeback | $13,500.00 | | $13,500.00 |
| 506010 | NC-Ushers Chargeback | $24,000.00 | | $24,000.00 |
| 506020 | NC-Ticket Takers Chargeback | $22,000.00 | | $22,000.00 |
| 506030 | NC-Technical Crew Chargeback | $30,000.00 | | $30,000.00 |
| 506040 | NC-Stage Hands Chargeback | $9,000.00 | | $9,000.00 |
| 506050 | NC-Housekeeping Chargeback | $9,000.00 | | $9,000.00 |
| 506080 | NC-Inside Security Chargeback | $27,000.00 | | $27,000.00 |
| 506100 | NC-WSU Police Chargeback | $14,361.00 | | $14,361.00 |
| 506110 | NC-WSU Maintenance Chargeback | $16,250.00 | | $16,250.00 |
| **Total Revenue** | | **$260,111.00** | | **$260,111.00** |
| 613000 | Classified-Overtime Budget Pool | | $10,300.00 | ($10,300.00) |
| **Total Personnel Services** | | | **$10,300.00** | **($10,300.00)** |
| 622130 | Staff Benefits-Classified-Overtime | | $4,789.50 | ($4,789.50) |
| **Total Benefits** | | | **$4,789.50** | **($4,789.50)** |
| 717000 | Budget Pool-Contracted Services | | $150,000.00 | ($150,000.00) |
| 740000 | Budget Pool-Travel | | $8,000.00 | ($8,000.00) |
| 750000 | Budget Pool-Info & Communications | | $8,000.00 | ($8,000.00) |
| 775000 | Budget Pool-Equipment Rental Charge | | $2,000.00 | ($2,000.00) |
| 777000 | Budget Pool-Other Miscellaneous | | $13,421.00 | ($13,421.00) |
| **Total Operation** | | | **$181,421.00** | **($181,421.00)** |
| **Net Contribution (use) of Unallocated General: 447300** | | **$260,111.00** | **$196,510.50** | **$63,600.50** |

Report Package: Operating Ledger
report created by: Cats

Dec 4, 2007 3:42:57 PM

# BUDGET REPORT

Organization: NUT553
Nutter-WSU Basketball

Report Name: Budget Report by Account

Fiscal Year: 2007-08

| ACCOUNT | ACCOUNT_DESC | Revenue Dollars | Expense Dollars | Net Contribution |
|---|---|---|---|---|
| 505750 | Parking Permits/Fees | $36,500.00 | | $36,500.00 |
| 505810 | Sales-Confections | $36,500.00 | | $36,500.00 |
| 506000 | NC-Fire & Medic Chargeback | $7,000.00 | | $7,000.00 |
| 506030 | NC-Technical Crew Chargeback | $20,000.00 | | $20,000.00 |
| 506050 | NC-Housekeeping Chargeback | $7,500.00 | | $7,500.00 |
| 506080 | NC-Inside Security Chargeback | $6,000.00 | | $6,000.00 |
| 507450 | Rental Income | $32,500.00 | | $32,500.00 |
| **Total Revenue** | | **$146,000.00** | | **$146,000.00** |
| 613000 | Classified-Overtime Budget Pool | | $1,030.00 | ($1,030.00) |
| **Total Personnel Services** | | | **$1,030.00** | **($1,030.00)** |
| 622130 | Staff Benefits-Classified-Overtime | | $478.95 | ($478.95) |
| **Total Benefits** | | | **$478.95** | **($478.95)** |
| 717000 | Budget Pool-Contracted Services | | $68,000.00 | ($68,000.00) |
| 740000 | Budget Pool-Travel | | $9,204.00 | ($9,204.00) |
| **Total Operation** | | | **$77,204.00** | **($77,204.00)** |
| **Net Contribution (use) of Unallocated General: NUT553** | | **$146,000.00** | **$78,712.95** | **$67,287.05** |

Report Package: Operating Ledger
report created by: Cats

Dec 4, 2007 3:40:50 PM

# BUDGET REPORT

Organization: 447360
Nutter-WSU Basketball

Report Name: Budget Report by Account

Fiscal Year: 2007-08

| ACCOUNT | ACCOUNT_DESC | Revenue Dollars | Expense Dollars | Net Contribution |
|---|---|---|---|---|
| 505750 | Parking Permits/Fees | $36,500.00 | | $36,500.00 |
| 505810 | Sales-Confections | $36,500.00 | | $36,500.00 |
| 506000 | NC-Fire & Medic Chargeback | $7,000.00 | | $7,000.00 |
| 506030 | NC-Technical Crew Chargeback | $20,000.00 | | $20,000.00 |
| 506050 | NC-Housekeeping Chargeback | $7,500.00 | | $7,500.00 |
| 506080 | NC-Inside Security Chargeback | $6,000.00 | | $6,000.00 |
| 507450 | Rental Income | $32,500.00 | | $32,500.00 |
| **Total Revenue** | | **$146,000.00** | | **$146,000.00** |
| 613000 | Classified-Overtime Budget Pool | | $1,030.00 | ($1,030.00) |
| **Total Personnel Services** | | | **$1,030.00** | **($1,030.00)** |
| 622130 | Staff Benefits-Classified-Overtime | | $478.95 | ($478.95) |
| **Total Benefits** | | | **$478.95** | **($478.95)** |
| 717000 | Budget Pool-Contracted Services | | $68,000.00 | ($68,000.00) |
| 740000 | Budget Pool-Travel | | $9,204.00 | ($9,204.00) |
| **Total Operation** | | | **$77,204.00** | **($77,204.00)** |
| **Net Contribution (use) of Unallocated General: 447360** | | **$146,000.00** | **$78,712.95** | **$67,287.05** |

Report Package: Operating Ledger
report created by: Cats

Dec 4, 2007 3:42:57 PM

# BUDGET REPORT

Organization: NUT554
Nutter-Concerts

Report Name: Budget Report by Account

Fiscal Year: 2007-08

| ACCOUNT | ACCOUNT_DESC | Revenue Dollars | Expense Dollars | Net Contribution |
|---|---|---|---|---|
| 505750 | Parking Permits/Fees | $160,000.00 | | $160,000.00 |
| 505790 | Food Service-Catering Revenue | $36,000.00 | | $36,000.00 |
| 505810 | Sales-Confections | $110,000.00 | | $110,000.00 |
| 505950 | Sales-Gifts | $365,000.00 | | $365,000.00 |
| 506040 | NC-Stage Hands Chargeback | $167,000.00 | | $167,000.00 |
| 506200 | NC-Advertising Chargeback | $43,000.00 | | $43,000.00 |
| 507350 | Miscellaneous Income | $30,000.00 | | $30,000.00 |
| 507450 | Rental Income | $149,000.00 | | $149,000.00 |
| **Total Revenue** | | **$1,060,000.00** | | **$1,060,000.00** |
| 717000 | Budget Pool-Contracted Services | | $411,000.00 | ($411,000.00) |
| 740000 | Budget Pool-Travel | | $40,000.00 | ($40,000.00) |
| 750000 | Budget Pool-Info & Communications | | $70,000.00 | ($70,000.00) |
| 777000 | Budget Pool-Other Miscellaneous | | $18,000.00 | ($18,000.00) |
| 780000 | Budget Pool-Purchased for Resale | | $350,000.00 | ($350,000.00) |
| **Total Operation** | | | **$889,000.00** | **($889,000.00)** |
| **Net Contribution (use) of Unallocated General: NUT554** | | **$1,060,000.00** | **$889,000.00** | **$171,000.00** |

Report Package: Operating Ledger
report created by: Cats

Dec 4, 2007 3:40:50 PM

# BUDGET REPORT

Organization: 447450
Nutter-Concerts

Report Name: Budget Report by Account

Fiscal Year: 2007-08

| ACCOUNT | ACCOUNT_DESC | Revenue Dollars | Expense Dollars | Net Contribution |
|---|---|---|---|---|
| 505750 | Parking Permits/Fees | $160,000.00 | | $160,000.00 |
| 505790 | Food Service-Catering Revenue | $36,000.00 | | $36,000.00 |
| 505810 | Sales-Confections | $110,000.00 | | $110,000.00 |
| 505950 | Sales-Gifts | $365,000.00 | | $365,000.00 |
| 506040 | NC-Stage Hands Chargeback | $167,000.00 | | $167,000.00 |
| 506200 | NC-Advertising Chargeback | $43,000.00 | | $43,000.00 |
| 507350 | Miscellaneous Income | $30,000.00 | | $30,000.00 |
| 507450 | Rental Income | $149,000.00 | | $149,000.00 |
| **Total Revenue** | | **$1,060,000.00** | | **$1,060,000.00** |
| 717000 | Budget Pool-Contracted Services | | $411,000.00 | ($411,000.00) |
| 740000 | Budget Pool-Travel | | $40,000.00 | ($40,000.00) |
| 750000 | Budget Pool-Info & Communications | | $70,000.00 | ($70,000.00) |
| 777000 | Budget Pool-Other Miscellaneous | | $18,000.00 | ($18,000.00) |
| 780000 | Budget Pool-Purchased for Resale | | $350,000.00 | ($350,000.00) |
| **Total Operation** | | | **$889,000.00** | **($889,000.00)** |
| **Net Contribution (use) of Unallocated General: 447450** | | **$1,060,000.00** | **$889,000.00** | **$171,000.00** |

Report Package: Operating Ledger
report created by: Cats

Dec 4, 2007 3:42:57 PM

# BUDGET REPORT

Organization: NUT555
Nutter-Family Shows

Report Name: Budget Report by Account

Fiscal Year: 2007-08

| ACCOUNT | ACCOUNT_DESC | Revenue Dollars | Expense Dollars | Net Contribution |
|---|---|---|---|---|
| 505750 | Parking Permits/Fees | $35,437.00 | | $35,437.00 |
| 505810 | Sales-Confections | $35,000.00 | | $35,000.00 |
| 505950 | Sales-Gifts | $118,000.00 | | $118,000.00 |
| 506040 | NC-Stage Hands Chargeback | $17,000.00 | | $17,000.00 |
| 506200 | NC-Advertising Chargeback | $70,000.00 | | $70,000.00 |
| 507450 | Rental Income | $115,000.00 | | $115,000.00 |
| **Total Revenue** | | **$390,437.00** | | **$390,437.00** |
| 717000 | Budget Pool-Contracted Services | | $98,000.00 | ($98,000.00) |
| 750000 | Budget Pool-Info & Communications | | $97,000.00 | ($97,000.00) |
| 780000 | Budget Pool-Purchased for Resale | | $129,000.00 | ($129,000.00) |
| **Total Operation** | | | **$324,000.00** | **($324,000.00)** |
| **Net Contribution (use) of Unallocated General: NUT555** | | **$390,437.00** | **$324,000.00** | **$66,437.00** |

Report Package: Operating Ledger
report created by: Cats

Dec 4, 2007 3:40:50 PM

# BUDGET REPORT

Report Name: Budget Report by Account

Organization: 447500
Nutter-Family Shows

Fiscal Year: 2007-08

| ACCOUNT | ACCOUNT_DESC | Revenue Dollars | Expense Dollars | Net Contribution |
|---|---|---|---|---|
| 505750 | Parking Permits/Fees | $35,437.00 | | $35,437.00 |
| 505810 | Sales-Confections | $35,000.00 | | $35,000.00 |
| 505950 | Sales-Gifts | $118,000.00 | | $118,000.00 |
| 506040 | NC-Stage Hands Chargeback | $17,000.00 | | $17,000.00 |
| 506200 | NC-Advertising Chargeback | $70,000.00 | | $70,000.00 |
| 507450 | Rental Income | $115,000.00 | | $115,000.00 |
| Total Revenue | | $390,437.00 | | $390,437.00 |
| 717000 | Budget Pool-Contracted Services | | $98,000.00 | ($98,000.00) |
| 750000 | Budget Pool-Info & Communications | | $97,000.00 | ($97,000.00) |
| 780000 | Budget Pool-Purchased for Resale | | $129,000.00 | ($129,000.00) |
| Total Operation | | | $324,000.00 | ($324,000.00) |
| Net Contribution (use) of Unallocated General: 447500 | | $390,437.00 | $324,000.00 | $66,437.00 |

Report Package: Operating Ledger
report created by: Cats

Dec 4, 2007 3:42:57 PM

# BUDGET REPORT

Organization: NUT556
Nutter-Trade Consumer Other

Report Name: Budget Report by Account

Fiscal Year: 2007-08

| ACCOUNT | ACCOUNT_DESC | Revenue Dollars | Expense Dollars | Net Contribution |
|---|---|---|---|---|
| 505810 | Sales-Confections | $3,000.00 | | $3,000.00 |
| 506080 | NC-Inside Security Chargeback | $1,500.00 | | $1,500.00 |
| 507450 | Rental Income | $16,000.00 | | $16,000.00 |
| **Total Revenue** | | **$20,500.00** | | **$20,500.00** |
| 717000 | Budget Pool-Contracted Services | | $6,000.00 | ($6,000.00) |
| 740000 | Budget Pool-Travel | | $2,000.00 | ($2,000.00) |
| **Total Operation** | | | **$8,000.00** | **($8,000.00)** |
| **Net Contribution (use) of Unallocated General: NUT556** | | **$20,500.00** | **$8,000.00** | **$12,500.00** |

Report Package: Operating Ledger
report created by: Cats

Dec 4, 2007 3:40:50 PM

# BUDGET REPORT

Organization: 447570
Nutter-Trade Consumer Other

Report Name: Budget Report by Account

Fiscal Year: 2007-08

| ACCOUNT | ACCOUNT_DESC | Revenue Dollars | Expense Dollars | Net Contribution |
|---|---|---|---|---|
| 505810 | Sales-Confections | $3,000.00 | | $3,000.00 |
| 506080 | NC-Inside Security Chargeback | $1,500.00 | | $1,500.00 |
| 507450 | Rental Income | $16,000.00 | | $16,000.00 |
| **Total Revenue** | | **$20,500.00** | | **$20,500.00** |
| 717000 | Budget Pool-Contracted Services | | $6,000.00 | ($6,000.00) |
| 740000 | Budget Pool-Travel | | $2,000.00 | ($2,000.00) |
| **Total Operation** | | | **$8,000.00** | **($8,000.00)** |
| **Net Contribution (use) of Unallocated General: 447570** | | **$20,500.00** | **$8,000.00** | **$12,500.00** |

Report Package: Operating Ledger
report created by: Cats

Dec 4, 2007 3:42:57 PM

# BUDGET REPORT

Organization: NUT557
Nutter-Commencements

Report Name: Budget Report by Account

Fiscal Year: 2007-08

| ACCOUNT | ACCOUNT_DESC | Revenue Dollars | Expense Dollars | Net Contribution |
|---|---|---|---|---|
| 507450 | Rental Income | $42,000.00 | | $42,000.00 |
| **Total Revenue** | | **$42,000.00** | | **$42,000.00** |
| 717000 | Budget Pool-Contracted Services | | $19,500.00 | ($19,500.00) |
| **Total Operation** | | | **$19,500.00** | **($19,500.00)** |
| **Net Contribution (use) of Unallocated General: NUT557** | | **$42,000.00** | **$19,500.00** | **$22,500.00** |

Report Package: Operating Ledger
report created by: Cats

Dec 4, 2007 3:40:50 PM

# BUDGET REPORT

Organization: 447600
Nutter-Commencements

Report Name: Budget Report by Account

Fiscal Year: 2007-08

| ACCOUNT | ACCOUNT_DESC | Revenue Dollars | Expense Dollars | Net Contribution |
|---|---|---|---|---|
| 507450 | Rental Income | $42,000.00 | | $42,000.00 |
| **Total Revenue** | | **$42,000.00** | | **$42,000.00** |
| 717000 | Budget Pool-Contracted Services | | $19,500.00 | ($19,500.00) |
| **Total Operation** | | | **$19,500.00** | **($19,500.00)** |
| **Net Contribution (use) of Unallocated General: 447600** | | **$42,000.00** | **$19,500.00** | **$22,500.00** |

Report Package: Operating Ledger
report created by: Cats

Dec 4, 2007 3:42:57 PM

# BUDGET REPORT

Organization: NUT558
Nutter-Other Sports

Report Name: Budget Report by Account

Fiscal Year: 2007-08

| ACCOUNT | ACCOUNT_DESC | Revenue Dollars | Expense Dollars | Net Contribution |
|---|---|---|---|---|
| 505750 | Parking Permits/Fees | $40,000.00 | | $40,000.00 |
| 505810 | Sales-Confections | $40,000.00 | | $40,000.00 |
| 507450 | Rental Income | $50,000.00 | | $50,000.00 |
| **Total Revenue** | | **$130,000.00** | | **$130,000.00** |
| 717000 | Budget Pool-Contracted Services | | $37,000.00 | ($37,000.00) |
| 777000 | Budget Pool-Other Miscellaneous | | $33,000.00 | ($33,000.00) |
| 780000 | Budget Pool-Purchased for Resale | | $10,000.00 | ($10,000.00) |
| **Total Operation** | | | **$80,000.00** | **($80,000.00)** |
| **Net Contribution (use) of Unallocated General: NUT558** | | **$130,000.00** | **$80,000.00** | **$50,000.00** |

Report Package: Operating Ledger
report created by: Cats

Dec 4, 2007 3:40:50 PM

# BUDGET REPORT

Organization: 447620
Nutter-Other Sports

Report Name: Budget Report by Account

Fiscal Year: 2007-08

| ACCOUNT | ACCOUNT_DESC | Revenue Dollars | Expense Dollars | Net Contribution |
|---|---|---|---|---|
| 505750 | Parking Permits/Fees | $40,000.00 | | $40,000.00 |
| 505810 | Sales-Confections | $40,000.00 | | $40,000.00 |
| 507450 | Rental Income | $50,000.00 | | $50,000.00 |
| **Total Revenue** | | **$130,000.00** | | **$130,000.00** |
| 717000 | Budget Pool-Contracted Services | | $37,000.00 | ($37,000.00) |
| 777000 | Budget Pool-Other Miscellaneous | | $33,000.00 | ($33,000.00) |
| 780000 | Budget Pool-Purchased for Resale | | $10,000.00 | ($10,000.00) |
| **Total Operation** | | | **$80,000.00** | **($80,000.00)** |
| **Net Contribution (use) of Unallocated General: 447620** | | **$130,000.00** | **$80,000.00** | **$50,000.00** |

Report Package: Operating Ledger
report created by: Cats

Dec 4, 2007 3:42:57 PM

# BUDGET REPORT

Organization: NUT559
Nutter-Miscellaneous

Report Name: Budget Report by Account

Fiscal Year: 2007-08

| ACCOUNT | ACCOUNT_DESC | Revenue Dollars | Expense Dollars | Net Contribution |
|---|---|---|---|---|
| 505730 | NC-Ticket Sales | $30,000.00 | | $30,000.00 |
| 505810 | Sales-Confections | $70,000.00 | | $70,000.00 |
| 505950 | Sales-Gifts | $90,000.00 | | $90,000.00 |
| 507450 | Rental Income | $85,889.00 | | $85,889.00 |
| **Total Revenue** | | **$275,889.00** | | **$275,889.00** |
| 717000 | Budget Pool-Contracted Services | | $34,000.00 | ($34,000.00) |
| 740000 | Budget Pool-Travel | | $5,000.00 | ($5,000.00) |
| 750000 | Budget Pool-Info & Communications | | $20,000.00 | ($20,000.00) |
| 760000 | Budget Pool-Maintenance & Repair | | $15,000.00 | ($15,000.00) |
| 775000 | Budget Pool-Equipment Rental Charge | | $25,000.00 | ($25,000.00) |
| 780000 | Budget Pool-Purchased for Resale | | $52,500.00 | ($52,500.00) |
| **Total Operation** | | | **$151,500.00** | **($151,500.00)** |
| **Net Contribution (use) of Unallocated General: NUT559** | | **$275,889.00** | **$151,500.00** | **$124,389.00** |

Report Package: Operating Ledger
report created by: Cats

Dec 4, 2007 3:40:50 PM

# BUDGET REPORT

Organization: 447650
Nutter-Miscellaneous

Report Name: Budget Report by Account

Fiscal Year: 2007-08

| ACCOUNT | ACCOUNT_DESC | Revenue Dollars | Expense Dollars | Net Contribution |
|---|---|---|---|---|
| 505730 | NC-Ticket Sales | $30,000.00 | | $30,000.00 |
| 505810 | Sales-Confections | $70,000.00 | | $70,000.00 |
| 505950 | Sales-Gifts | $90,000.00 | | $90,000.00 |
| 507450 | Rental Income | $85,889.00 | | $85,889.00 |
| Total Revenue | | $275,889.00 | | $275,889.00 |
| 717000 | Budget Pool-Contracted Services | | $34,000.00 | ($34,000.00) |
| 740000 | Budget Pool-Travel | | $5,000.00 | ($5,000.00) |
| 750000 | Budget Pool-Info & Communications | | $20,000.00 | ($20,000.00) |
| 760000 | Budget Pool-Maintenance & Repair | | $15,000.00 | ($15,000.00) |
| 775000 | Budget Pool-Equipment Rental Charge | | $25,000.00 | ($25,000.00) |
| 780000 | Budget Pool-Purchased for Resale | | $52,500.00 | ($52,500.00) |
| Total Operation | | | $151,500.00 | ($151,500.00) |
| Net Contribution (use) of Unallocated General: 447650 | | $275,889.00 | $151,500.00 | $124,389.00 |

Report Package: Operating Ledger
report created by: Cats

Dec 4, 2007 3:42:57 PM

# BUDGET REPORT

Organization: NUT560
Nutter-Debt Service & Support

Report Name: Budget Report by Account

Fiscal Year: 2007-08

| ACCOUNT | ACCOUNT_DESC | Revenue Dollars | Expense Dollars | Net Contribution |
|---|---|---|---|---|
| 505290 | Event Sponsorship Income | $232,063.00 | | $232,063.00 |
| **Total Revenue** | | **$232,063.00** | | **$232,063.00** |
| 879800 | Debt Payment-MT-Debit | | $232,063.00 | ($232,063.00) |
| 879870 | Auxiliary Support/Trsf-Credit | | ($971,678.10) | $971,678.10 |
| **Total Transfers** | | | **($739,615.10)** | **$739,615.10** |
| **Net Contribution (use) of Unallocated General: NUT560** | | **$232,063.00** | **($739,615.10)** | **$971,678.10** |

Report Package: Operating Ledger
report created by: Cats

Dec 4, 2007 3:40:50 PM

# BUDGET REPORT

Organization: 447901
Nutter Debt Service-Equipmnt

Report Name: Budget Report by Account

Fiscal Year: 2007-08

| ACCOUNT | ACCOUNT_DESC | Revenue Dollars | Expense Dollars | Net Contribution |
|---|---|---|---|---|
| 505290 | Event Sponsorship Income | $232,063.00 | | $232,063.00 |
| **Total Revenue** | | **$232,063.00** | | **$232,063.00** |
| 879800 | Debt Payment-MT-Debit | | $232,063.00 | ($232,063.00) |
| **Total Transfers** | | | **$232,063.00** | **($232,063.00)** |
| **Net Contribution (use) of Unallocated General: 447901** | | **$232,063.00** | **$232,063.00** | **$0.00** |

Report Package: Operating Ledger
report created by: Cats

Dec 4, 2007 3:42:57 PM

# BUDGET REPORT

Organization: 447995
Nutter-E&G Support

Report Name: Budget Report by Account

Fiscal Year: 2007-08

| ACCOUNT | ACCOUNT_DESC | Revenue Dollars | Expense Dollars | Net Contribution |
|---|---|---|---|---|
| 879870 | Auxiliary Support/Trsf-Credit | | ($971,678.10) | $971,678.10 |
| Total Transfers | | | **($971,678.10)** | **$971,678.10** |
| Net Contribution (use) of Unallocated General: 447995 | | | **($971,678.10)** | **$971,678.10** |

Report Package: Operating Ledger
report created by: Cats

Dec 4, 2007 3:42:57 PM

# BUDGET REPORT

Organization: NUT561
Professional Wrestling

Report Name: Budget Report by Account

Fiscal Year: 2007-08

| ACCOUNT | ACCOUNT_DESC | Revenue Dollars | Expense Dollars | Net Contribution |
|---|---|---|---|---|
| 505750 | Parking Permits/Fees | $10,000.00 | | $10,000.00 |
| 505810 | Sales-Confections | $20,000.00 | | $20,000.00 |
| 505950 | Sales-Gifts | $47,000.00 | | $47,000.00 |
| 506040 | NC-Stage Hands Chargeback | $35,000.00 | | $35,000.00 |
| 507450 | Rental Income | $15,000.00 | | $15,000.00 |
| **Total Revenue** | | **$127,000.00** | | **$127,000.00** |
| 717000 | Budget Pool-Contracted Services | | $40,000.00 | ($40,000.00) |
| 740000 | Budget Pool-Travel | | $12,000.00 | ($12,000.00) |
| 780000 | Budget Pool-Purchased for Resale | | $40,000.00 | ($40,000.00) |
| **Total Operation** | | | **$92,000.00** | **($92,000.00)** |
| **Net Contribution (use) of Unallocated General: NUT561** | | **$127,000.00** | **$92,000.00** | **$35,000.00** |

Report Package: Operating Ledger
report created by: Cats

Dec 4, 2007 3:40:50 PM

# BUDGET REPORT

Organization: 447610
Professional Wrestling

Report Name: Budget Report by Account

Fiscal Year: 2007-08

| ACCOUNT | ACCOUNT_DESC | Revenue Dollars | Expense Dollars | Net Contribution |
|---|---|---|---|---|
| 505750 | Parking Permits/Fees | $10,000.00 | | $10,000.00 |
| 505810 | Sales-Confections | $20,000.00 | | $20,000.00 |
| 505950 | Sales-Gifts | $47,000.00 | | $47,000.00 |
| 506040 | NC-Stage Hands Chargeback | $35,000.00 | | $35,000.00 |
| 507450 | Rental Income | $15,000.00 | | $15,000.00 |
| **Total Revenue** | | **$127,000.00** | | **$127,000.00** |
| 717000 | Budget Pool-Contracted Services | | $40,000.00 | ($40,000.00) |
| 740000 | Budget Pool-Travel | | $12,000.00 | ($12,000.00) |
| 780000 | Budget Pool-Purchased for Resale | | $40,000.00 | ($40,000.00) |
| **Total Operation** | | | **$92,000.00** | **($92,000.00)** |
| **Net Contribution (use) of Unallocated General: 447610** | | **$127,000.00** | **$92,000.00** | **$35,000.00** |

Report Package: Operating Ledger
report created by: Cats

Dec 4, 2007 3:42:57 PM

# BUDGET REPORT

Organization: NUT562
High School Sports

Report Name: Budget Report by Account

Fiscal Year: 2007-08

| ACCOUNT | ACCOUNT_DESC | Revenue Dollars | Expense Dollars | Net Contribution |
|---|---|---|---|---|
| 505750 | Parking Permits/Fees | $15,000.00 | | $15,000.00 |
| 505810 | Sales-Confections | $15,000.00 | | $15,000.00 |
| 506030 | NC-Technical Crew Chargeback | $4,000.00 | | $4,000.00 |
| 506050 | NC-Housekeeping Chargeback | $4,500.00 | | $4,500.00 |
| 506080 | NC-Inside Security Chargeback | $4,500.00 | | $4,500.00 |
| 507450 | Rental Income | $15,000.00 | | $15,000.00 |
| **Total Revenue** | | **$58,000.00** | | **$58,000.00** |
| 717000 | Budget Pool-Contracted Services | | $20,500.00 | ($20,500.00) |
| **Total Operation** | | | **$20,500.00** | **($20,500.00)** |
| **Net Contribution (use) of Unallocated General: NUT562** | | **$58,000.00** | **$20,500.00** | **$37,500.00** |

Report Package: Operating Ledger
report created by: Cats

Dec 4, 2007 3:40:50 PM

# BUDGET REPORT

Organization: 447520

Nutter-High School Basketball

Report Name: Budget Report by Account

Fiscal Year: 2007-08

| ACCOUNT | ACCOUNT_DESC | Revenue Dollars | Expense Dollars | Net Contribution |
|---|---|---|---|---|
| 505750 | Parking Permits/Fees | $15,000.00 | | $15,000.00 |
| 505810 | Sales-Confections | $15,000.00 | | $15,000.00 |
| 506030 | NC-Technical Crew Chargeback | $4,000.00 | | $4,000.00 |
| 506050 | NC-Housekeeping Chargeback | $4,500.00 | | $4,500.00 |
| 506080 | NC-Inside Security Chargeback | $4,500.00 | | $4,500.00 |
| 507450 | Rental Income | $15,000.00 | | $15,000.00 |
| **Total Revenue** | | **$58,000.00** | | **$58,000.00** |
| 717000 | Budget Pool-Contracted Services | | $20,500.00 | ($20,500.00) |
| **Total Operation** | | | **$20,500.00** | **($20,500.00)** |
| **Net Contribution (use) of Unallocated General: 447520** | | **$58,000.00** | **$20,500.00** | **$37,500.00** |

Report Package: Operating Ledger

report created by: Cats

Dec 4, 2007 3:42:57 PM

## BUDGET DETAIL

# J. Vice President Student Affairs

# BUDGET REPORT

Organization: SA
VP-Student Affairs

Report Name: Budget Report by Account

Fiscal Year: 2007-08

| ACCOUNT | ACCOUNT_DESC | Revenue Dollars | Expense Dollars | Net Contribution |
|---|---|---|---|---|
| 502600 | Miscellaneous Student Fees | $3,200.00 | | $3,200.00 |
| 504980 | Gifts-WSU Foundation | $465,521.00 | | $465,521.00 |
| 505240 | Conference Housing | $20,000.00 | | $20,000.00 |
| 505250 | Departmental Sales & Service | $445,279.00 | | $445,279.00 |
| 505290 | Event Sponsorship Income | $275,000.00 | | $275,000.00 |
| 505300 | Vending Machine Income | $22,200.00 | | $22,200.00 |
| 505380 | Registratn Fee-Noninstructionl Evnt | $35,145.10 | | $35,145.10 |
| 505400 | Locker Rental | $1,000.00 | | $1,000.00 |
| 505500 | Student Room Charges-Summer | $61,013.00 | | $61,013.00 |
| 505510 | Student Room Charges-Fall | $815,156.00 | | $815,156.00 |
| 505520 | Student Room Charges-Winter | $784,485.00 | | $784,485.00 |
| 505530 | Student Room Charges-Spring | $735,999.00 | | $735,999.00 |
| 505610 | Damage Claims Income | $29,000.00 | | $29,000.00 |
| 505620 | Deposits Forfeited | $7,200.00 | | $7,200.00 |
| 505650 | Athletic Ticket Sales | $334,800.00 | | $334,800.00 |
| 505680 | Athletic Guarantees | $27,500.00 | | $27,500.00 |
| 505690 | Athletic Camp Income | $151,500.00 | | $151,500.00 |
| 507000 | Administrative Fees | $583,356.00 | | $583,356.00 |
| 507050 | AMS Reimburse Administrative Fees | $55,000.00 | | $55,000.00 |
| 507150 | Commissions Income | $4,000.00 | | $4,000.00 |
| 507190 | Athletic Conference Income | $229,000.00 | | $229,000.00 |
| 507300 | Interest & Dividend Income | $120,000.00 | | $120,000.00 |
| 507350 | Miscellaneous Income | $113,343.00 | | $113,343.00 |
| 507450 | Rental Income | $23,000.00 | | $23,000.00 |
| **Total Revenue** | | **$5,341,697.10** | | **$5,341,697.10** |
| 611100 | Unclassified-Contract | | $5,008,527.27 | ($5,008,527.27) |
| 611109 | Unclassified-Vacancy Credit BgtPool | | $9,212.00 | ($9,212.00) |
| 611110 | Unclassified-<51percent | | $11,126.69 | ($11,126.69) |
| 611500 | Graduate Assistants | | $78,751.90 | ($78,751.90) |
| 611510 | Graduate Assistants-Summer | | $2,522.17 | ($2,522.17) |
| 612000 | Classified-Budget Pool | | $1,816,356.25 | ($1,816,356.25) |
| 612109 | Classified-Vacancy Credit BP | | $3,036.00 | ($3,036.00) |
| 612150 | Classified-Retirees | | $244.34 | ($244.34) |
| 612200 | NonExempt Unclassified Hourly | | $132,606.08 | ($132,606.08) |

Report Package: Operating Ledger
report created by: Cats

Dec 4, 2007 3:15:40 PM

# BUDGET REPORT

Organization: SA
VP-Student Affairs

Report Name: Budget Report by Account

Fiscal Year: 2007-08

| ACCOUNT | ACCOUNT_DESC | Revenue Dollars | Expense Dollars | Net Contribution |
|---|---|---|---|---|
| 613000 | Classified-Overtime Budget Pool | | $60,440.00 | ($60,440.00) |
| 615000 | Faculty-Other Budget Pool | | $70,700.00 | ($70,700.00) |
| 615300 | Faculty-Summer | | $10,000.00 | ($10,000.00) |
| 616000 | Student Wages-Budget Pool | | $629,776.00 | ($629,776.00) |
| 616100 | Student Wages-Regular | | $134,183.00 | ($134,183.00) |
| 617005 | Contracted Labor-Budget Pool | | ($32,430.00) | $32,430.00 |
| **Total Personnel Services** | | | **$7,935,051.70** | **($7,935,051.70)** |
| 621100 | Staff Benefits-Unclassified | | $1,974,359.93 | ($1,974,359.93) |
| 621110 | Staff Benefits-Unclassified<51%/Ret | | $1,668.99 | ($1,668.99) |
| 622100 | Staff Benefits-Classified/Exmt Hrly | | $878,940.51 | ($878,940.51) |
| 622130 | Staff Benefits-Classified-Overtime | | $17,179.60 | ($17,179.60) |
| 623200 | Staff Benefits-Faculty Part Time | | $9,347.00 | ($9,347.00) |
| **Total Benefits** | | | **$2,881,496.03** | **($2,881,496.03)** |
| 717000 | Budget Pool-Contracted Services | | $301,530.93 | ($301,530.93) |
| 730000 | Budget Pool-Supplies | | $526,189.06 | ($526,189.06) |
| 737930 | Cost Recovery-Supplies | | ($24,198.00) | $24,198.00 |
| 740000 | Budget Pool-Travel | | $1,175,970.00 | ($1,175,970.00) |
| 747930 | Cost Recovery-Travel | | ($9,500.00) | $9,500.00 |
| 750000 | Budget Pool-Info & Communications | | $613,878.00 | ($613,878.00) |
| 760000 | Budget Pool-Maintenance & Repair | | $128,206.00 | ($128,206.00) |
| 761800 | Repairs-Building-Other | | $48,000.00 | ($48,000.00) |
| 763000 | Maintenance Agreement | | $11,758.00 | ($11,758.00) |
| 764500 | Purchased Electric | | $92,400.00 | ($92,400.00) |
| 764600 | Purchased Water | | $11,200.00 | ($11,200.00) |
| 764700 | Sewage Disposal | | $16,000.00 | ($16,000.00) |
| 764800 | Waste Collection | | $9,000.00 | ($9,000.00) |
| 765100 | Contracted Custodial Services | | $29,380.00 | ($29,380.00) |
| 767930 | Cost Recovery-Maintenance & Repair | | ($5,500.00) | $5,500.00 |
| 770100 | Insurance | | $70,000.00 | ($70,000.00) |
| 773000 | Budget Pool-Scholarships&Fellowshps | | $2,879,873.00 | ($2,879,873.00) |
| 773400 | Waivers-GA Academic In State | | $103,870.72 | ($103,870.72) |
| 773420 | Waivers-GA Summer In State | | $66,903.08 | ($66,903.08) |
| 773600 | Waivers-Resident Assistants | | $170,117.00 | ($170,117.00) |

Report Package: Operating Ledger
report created by: Cats

Dec 4, 2007 3:15:40 PM

# BUDGET REPORT

Organization: SA
VP-Student Affairs

Report Name: Budget Report by Account

Fiscal Year: 2007-08

| ACCOUNT | ACCOUNT_DESC | Revenue Dollars | Expense Dollars | Net Contribution |
|---|---|---|---|---|
| 774100 | Data Processing Equipmnt Use-Intrnl | | $681,527.58 | ($681,527.58) |
| 775000 | Budget Pool-Equipment Rental Charge | | $9,891.00 | ($9,891.00) |
| 777000 | Budget Pool-Other Miscellaneous | | $897,894.73 | ($897,894.73) |
| 793000 | Budget Pool-Building | | $1,320.00 | ($1,320.00) |
| **Total Operation** | | | **$7,805,711.10** | **($7,805,711.10)** |
| 878300 | Plant O&M Cost Allocatn Aux-Debit | | $1,527,571.57 | ($1,527,571.57) |
| 878700 | Indirect Costs Aux-Debit | | $329,141.00 | ($329,141.00) |
| 879100 | S/C Svc Cost Allocation-Debit | | $96,266.00 | ($96,266.00) |
| 879200 | Student Health Cost Allocatn-Debit | | $391,702.19 | ($391,702.19) |
| 879210 | Student Health Cost Allocatn-Credit | | ($7,091.78) | $7,091.78 |
| 879300 | Plant O&M Cost Allocatn E&G-Debit | | $38,638.00 | ($38,638.00) |
| 879800 | Debt Payment-MT-Debit | | $1,435,198.50 | ($1,435,198.50) |
| 879840 | Renewal & Replacement-Debit | | $201,250.00 | ($201,250.00) |
| 879870 | Auxiliary Support/Trsf-Credit | | ($9,686,803.36) | $9,686,803.36 |
| 879880 | Earning Support/Trsf-Debit | | $692,134.49 | ($692,134.49) |
| 879890 | Earning Support/Trsf-Credit | | ($710,228.49) | $710,228.49 |
| **Total Transfers** | | | **($5,692,221.88)** | **$5,692,221.88** |
| **Net Contribution (use) of Unallocated General: SA** | | **$5,341,697.10** | **$12,930,036.95** | **($7,588,339.85)** |

Report Package: Operating Ledger
report created by: Cats

Dec 4, 2007 3:15:40 PM

# BUDGET REPORT

Organization: SA1
VP-Student Affairs

Report Name: Budget Report by Account

Fiscal Year: 2007-08

| ACCOUNT | ACCOUNT_DESC | Revenue Dollars | Expense Dollars | Net Contribution |
|---|---|---|---|---|
| 502600 | Miscellaneous Student Fees | $3,200.00 | | $3,200.00 |
| 504980 | Gifts-WSU Foundation | $465,521.00 | | $465,521.00 |
| 505240 | Conference Housing | $20,000.00 | | $20,000.00 |
| 505250 | Departmental Sales & Service | $445,279.00 | | $445,279.00 |
| 505290 | Event Sponsorship Income | $275,000.00 | | $275,000.00 |
| 505300 | Vending Machine Income | $22,200.00 | | $22,200.00 |
| 505380 | Registratn Fee-Noninstructionl Evnt | $35,145.10 | | $35,145.10 |
| 505400 | Locker Rental | $1,000.00 | | $1,000.00 |
| 505500 | Student Room Charges-Summer | $61,013.00 | | $61,013.00 |
| 505510 | Student Room Charges-Fall | $815,156.00 | | $815,156.00 |
| 505520 | Student Room Charges-Winter | $784,485.00 | | $784,485.00 |
| 505530 | Student Room Charges-Spring | $735,999.00 | | $735,999.00 |
| 505610 | Damage Claims Income | $29,000.00 | | $29,000.00 |
| 505620 | Deposits Forfeited | $7,200.00 | | $7,200.00 |
| 505650 | Athletic Ticket Sales | $334,800.00 | | $334,800.00 |
| 505680 | Athletic Guarantees | $27,500.00 | | $27,500.00 |
| 505690 | Athletic Camp Income | $151,500.00 | | $151,500.00 |
| 507000 | Administrative Fees | $583,356.00 | | $583,356.00 |
| 507050 | AMS Reimburse Administrative Fees | $55,000.00 | | $55,000.00 |
| 507150 | Commissions Income | $4,000.00 | | $4,000.00 |
| 507190 | Athletic Conference Income | $229,000.00 | | $229,000.00 |
| 507300 | Interest & Dividend Income | $120,000.00 | | $120,000.00 |
| 507350 | Miscellaneous Income | $113,343.00 | | $113,343.00 |
| 507450 | Rental Income | $23,000.00 | | $23,000.00 |
| **Total Revenue** | | **$5,341,697.10** | | **$5,341,697.10** |
| 611100 | Unclassified-Contract | | $5,008,527.27 | ($5,008,527.27) |
| 611109 | Unclassified-Vacancy Credit BgtPool | | $9,212.00 | ($9,212.00) |
| 611110 | Unclassified-<51percent | | $11,126.69 | ($11,126.69) |
| 611500 | Graduate Assistants | | $78,751.90 | ($78,751.90) |
| 611510 | Graduate Assistants-Summer | | $2,522.17 | ($2,522.17) |
| 612000 | Classified-Budget Pool | | $1,816,356.25 | ($1,816,356.25) |
| 612109 | Classified-Vacancy Credit BP | | $3,036.00 | ($3,036.00) |
| 612150 | Classified-Retirees | | $244.34 | ($244.34) |
| 612200 | NonExempt Unclassified Hourly | | $132,606.08 | ($132,606.08) |

Report Package: Operating Ledger
report created by: Cats

Dec 4, 2007 3:17:30 PM

# BUDGET REPORT

Organization: SA1
VP-Student Affairs

Report Name: Budget Report by Account

Fiscal Year: 2007-08

| ACCOUNT | ACCOUNT_DESC | Revenue Dollars | Expense Dollars | Net Contribution |
|---|---|---|---|---|
| 613000 | Classified-Overtime Budget Pool | | $60,440.00 | ($60,440.00) |
| 615000 | Faculty-Other Budget Pool | | $70,700.00 | ($70,700.00) |
| 615300 | Faculty-Summer | | $10,000.00 | ($10,000.00) |
| 616000 | Student Wages-Budget Pool | | $629,776.00 | ($629,776.00) |
| 616100 | Student Wages-Regular | | $134,183.00 | ($134,183.00) |
| 617005 | Contracted Labor-Budget Pool | | ($32,430.00) | $32,430.00 |
| **Total Personnel Services** | | | **$7,935,051.70** | **($7,935,051.70)** |
| 621100 | Staff Benefits-Unclassified | | $1,974,359.93 | ($1,974,359.93) |
| 621110 | Staff Benefits-Unclassified<51%/Ret | | $1,668.99 | ($1,668.99) |
| 622100 | Staff Benefits-Classified/Exmt Hrly | | $878,940.51 | ($878,940.51) |
| 622130 | Staff Benefits-Classified-Overtime | | $17,179.60 | ($17,179.60) |
| 623200 | Staff Benefits-Faculty Part Time | | $9,347.00 | ($9,347.00) |
| **Total Benefits** | | | **$2,881,496.03** | **($2,881,496.03)** |
| 717000 | Budget Pool-Contracted Services | | $301,530.93 | ($301,530.93) |
| 730000 | Budget Pool-Supplies | | $526,189.06 | ($526,189.06) |
| 737930 | Cost Recovery-Supplies | | ($24,198.00) | $24,198.00 |
| 740000 | Budget Pool-Travel | | $1,175,970.00 | ($1,175,970.00) |
| 747930 | Cost Recovery-Travel | | ($9,500.00) | $9,500.00 |
| 750000 | Budget Pool-Info & Communications | | $613,878.00 | ($613,878.00) |
| 760000 | Budget Pool-Maintenance & Repair | | $128,206.00 | ($128,206.00) |
| 761800 | Repairs-Building-Other | | $48,000.00 | ($48,000.00) |
| 763000 | Maintenance Agreement | | $11,758.00 | ($11,758.00) |
| 764500 | Purchased Electric | | $92,400.00 | ($92,400.00) |
| 764600 | Purchased Water | | $11,200.00 | ($11,200.00) |
| 764700 | Sewage Disposal | | $16,000.00 | ($16,000.00) |
| 764800 | Waste Collection | | $9,000.00 | ($9,000.00) |
| 765100 | Contracted Custodial Services | | $29,380.00 | ($29,380.00) |
| 767930 | Cost Recovery-Maintenance & Repair | | ($5,500.00) | $5,500.00 |
| 770100 | Insurance | | $70,000.00 | ($70,000.00) |
| 773000 | Budget Pool-Scholarships&Fellowshps | | $2,879,873.00 | ($2,879,873.00) |
| 773400 | Waivers-GA Academic In State | | $103,870.72 | ($103,870.72) |
| 773420 | Waivers-GA Summer In State | | $66,903.08 | ($66,903.08) |
| 773600 | Waivers-Resident Assistants | | $170,117.00 | ($170,117.00) |

# BUDGET REPORT

Organization: SA1
VP-Student Affairs

Report Name: Budget Report by Account

Fiscal Year: 2007-08

| ACCOUNT | ACCOUNT_DESC | Revenue Dollars | Expense Dollars | Net Contribution |
|---|---|---|---|---|
| 774100 | Data Processing Equipmnt Use-Intrnl | | $681,527.58 | ($681,527.58) |
| 775000 | Budget Pool-Equipment Rental Charge | | $9,891.00 | ($9,891.00) |
| 777000 | Budget Pool-Other Miscellaneous | | $897,894.73 | ($897,894.73) |
| 793000 | Budget Pool-Building | | $1,320.00 | ($1,320.00) |
| Total Operation | | | **$7,805,711.10** | **($7,805,711.10)** |
| 878300 | Plant O&M Cost Allocatn Aux-Debit | | $1,527,571.57 | ($1,527,571.57) |
| 878700 | Indirect Costs Aux-Debit | | $329,141.00 | ($329,141.00) |
| 879100 | S/C Svc Cost Allocation-Debit | | $96,266.00 | ($96,266.00) |
| 879200 | Student Health Cost Allocatn-Debit | | $391,702.19 | ($391,702.19) |
| 879210 | Student Health Cost Allocatn-Credit | | ($7,091.78) | $7,091.78 |
| 879300 | Plant O&M Cost Allocatn E&G-Debit | | $38,638.00 | ($38,638.00) |
| 879800 | Debt Payment-MT-Debit | | $1,435,198.50 | ($1,435,198.50) |
| 879840 | Renewal & Replacement-Debit | | $201,250.00 | ($201,250.00) |
| 879870 | Auxiliary Support/Trsf-Credit | | ($9,686,803.36) | $9,686,803.36 |
| 879880 | Earning Support/Trsf-Debit | | $692,134.49 | ($692,134.49) |
| 879890 | Earning Support/Trsf-Credit | | ($710,228.49) | $710,228.49 |
| Total Transfers | | | **($5,692,221.88)** | **$5,692,221.88** |
| Net Contribution (use) of Unallocated General: SA1 | | **$5,341,697.10** | **$12,930,036.95** | **($7,588,339.85)** |

Report Package: Operating Ledger
report created by: Cats

Dec 4, 2007 3:17:30 PM

# BUDGET REPORT

Organization: VPS5
AVP-Student Affairs & Enrollment

Report Name: Budget Report by Account

Fiscal Year: 2007-08

| ACCOUNT | ACCOUNT_DESC | Revenue Dollars | Expense Dollars | Net Contribution |
|---|---|---|---|---|
| 505240 | Conference Housing | $20,000.00 | | $20,000.00 |
| 505250 | Departmental Sales & Service | $151,026.00 | | $151,026.00 |
| 505300 | Vending Machine Income | $22,200.00 | | $22,200.00 |
| 505380 | Registratn Fee-Noninstructionl Evnt | $35,145.10 | | $35,145.10 |
| 505500 | Student Room Charges-Summer | $61,013.00 | | $61,013.00 |
| 505510 | Student Room Charges-Fall | $815,156.00 | | $815,156.00 |
| 505520 | Student Room Charges-Winter | $784,485.00 | | $784,485.00 |
| 505530 | Student Room Charges-Spring | $735,999.00 | | $735,999.00 |
| 505610 | Damage Claims Income | $29,000.00 | | $29,000.00 |
| 505620 | Deposits Forfeited | $7,200.00 | | $7,200.00 |
| 507000 | Administrative Fees | $583,356.00 | | $583,356.00 |
| 507050 | AMS Reimburse Administrative Fees | $55,000.00 | | $55,000.00 |
| 507150 | Commissions Income | $4,000.00 | | $4,000.00 |
| 507300 | Interest & Dividend Income | $120,000.00 | | $120,000.00 |
| 507350 | Miscellaneous Income | $23,843.00 | | $23,843.00 |
| 507450 | Rental Income | $23,000.00 | | $23,000.00 |
| **Total Revenue** | | **$3,470,423.10** | | **$3,470,423.10** |
| 611100 | Unclassified-Contract | | $1,301,243.22 | ($1,301,243.22) |
| 611109 | Unclassified-Vacancy Credit BgtPool | | $9,212.00 | ($9,212.00) |
| 611500 | Graduate Assistants | | $61,360.60 | ($61,360.60) |
| 611510 | Graduate Assistants-Summer | | $1,158.42 | ($1,158.42) |
| 612000 | Classified-Budget Pool | | $493,623.39 | ($493,623.39) |
| 613000 | Classified-Overtime Budget Pool | | $19,879.00 | ($19,879.00) |
| 615000 | Faculty-Other Budget Pool | | $6,500.00 | ($6,500.00) |
| 616000 | Student Wages-Budget Pool | | $347,434.00 | ($347,434.00) |
| 616100 | Student Wages-Regular | | $134,183.00 | ($134,183.00) |
| 617005 | Contracted Labor-Budget Pool | | ($32,430.00) | $32,430.00 |
| **Total Personnel Services** | | | **$2,342,163.63** | **($2,342,163.63)** |
| 621100 | Staff Benefits-Unclassified | | $499,675.83 | ($499,675.83) |
| 622100 | Staff Benefits-Classified/Exmt Hrly | | $237,341.70 | ($237,341.70) |
| 622130 | Staff Benefits-Classified-Overtime | | $1,437.32 | ($1,437.32) |
| 623200 | Staff Benefits-Faculty Part Time | | $858.00 | ($858.00) |
| **Total Benefits** | | | **$739,312.85** | **($739,312.85)** |

Report Package: Operating Ledger
report created by: Cats

Dec 4, 2007 3:36:33 PM

# BUDGET REPORT

Organization: VPS5
AVP-Student Affairs & Enrollment

Report Name: Budget Report by Account

Fiscal Year: 2007-08

| ACCOUNT | ACCOUNT_DESC | Revenue Dollars | Expense Dollars | Net Contribution |
|---|---|---|---|---|
| 717000 | Budget Pool-Contracted Services | | $87,162.93 | ($87,162.93) |
| 730000 | Budget Pool-Supplies | | $152,360.06 | ($152,360.06) |
| 737930 | Cost Recovery-Supplies | | ($24,198.00) | $24,198.00 |
| 740000 | Budget Pool-Travel | | $126,372.00 | ($126,372.00) |
| 747930 | Cost Recovery-Travel | | ($9,500.00) | $9,500.00 |
| 750000 | Budget Pool-Info & Communications | | $181,031.00 | ($181,031.00) |
| 760000 | Budget Pool-Maintenance & Repair | | $10,025.00 | ($10,025.00) |
| 761800 | Repairs-Building-Other | | $48,000.00 | ($48,000.00) |
| 763000 | Maintenance Agreement | | $11,758.00 | ($11,758.00) |
| 764500 | Purchased Electric | | $92,400.00 | ($92,400.00) |
| 764600 | Purchased Water | | $11,200.00 | ($11,200.00) |
| 764700 | Sewage Disposal | | $16,000.00 | ($16,000.00) |
| 764800 | Waste Collection | | $9,000.00 | ($9,000.00) |
| 765100 | Contracted Custodial Services | | $29,380.00 | ($29,380.00) |
| 767930 | Cost Recovery-Maintenance & Repair | | ($5,500.00) | $5,500.00 |
| 773400 | Waivers-GA Academic In State | | $77,044.96 | ($77,044.96) |
| 773420 | Waivers-GA Summer In State | | $51,580.76 | ($51,580.76) |
| 773600 | Waivers-Resident Assistants | | $170,117.00 | ($170,117.00) |
| 774100 | Data Processing Equipmnt Use-Intrnl | | $223,477.83 | ($223,477.83) |
| 775000 | Budget Pool-Equipment Rental Charge | | $700.00 | ($700.00) |
| 777000 | Budget Pool-Other Miscellaneous | | $685,131.73 | ($685,131.73) |
| 793000 | Budget Pool-Building | | $1,320.00 | ($1,320.00) |
| **Total Operation** | | | **$1,944,863.27** | **($1,944,863.27)** |
| 878300 | Plant O&M Cost Allocatn Aux-Debit | | $1,139,005.57 | ($1,139,005.57) |
| 878700 | Indirect Costs Aux-Debit | | $187,317.00 | ($187,317.00) |
| 879300 | Plant O&M Cost Allocatn E&G-Debit | | $38,638.00 | ($38,638.00) |
| 879800 | Debt Payment-MT-Debit | | $1,435,198.50 | ($1,435,198.50) |
| 879840 | Renewal & Replacement-Debit | | $201,250.00 | ($201,250.00) |
| 879870 | Auxiliary Support/Trsf-Credit | | ($2,660,141.55) | $2,660,141.55 |
| 879890 | Earning Support/Trsf-Credit | | ($505,679.20) | $505,679.20 |
| **Total Transfers** | | | **($164,411.68)** | **$164,411.68** |
| **Net Contribution (use) of Unallocated General: VPS5** | | **$3,470,423.10** | **$4,861,928.07** | **($1,391,504.97)** |

Report Package: Operating Ledger
report created by: Cats

Dec 4, 2007 3:36:33 PM

# BUDGET REPORT

Organization: RDS55
Residence Services

Report Name: Budget Report by Account

Fiscal Year: 2007-08

| ACCOUNT | ACCOUNT_DESC | Revenue Dollars | Expense Dollars | Net Contribution |
|---|---|---|---|---|
| 505240 | Conference Housing | $20,000.00 | | $20,000.00 |
| 505300 | Vending Machine Income | $22,200.00 | | $22,200.00 |
| 505500 | Student Room Charges-Summer | $61,013.00 | | $61,013.00 |
| 505510 | Student Room Charges-Fall | $815,156.00 | | $815,156.00 |
| 505520 | Student Room Charges-Winter | $784,485.00 | | $784,485.00 |
| 505530 | Student Room Charges-Spring | $735,999.00 | | $735,999.00 |
| 505610 | Damage Claims Income | $29,000.00 | | $29,000.00 |
| 505620 | Deposits Forfeited | $7,200.00 | | $7,200.00 |
| 507000 | Administrative Fees | $583,356.00 | | $583,356.00 |
| 507050 | AMS Reimburse Administrative Fees | $55,000.00 | | $55,000.00 |
| 507300 | Interest & Dividend Income | $120,000.00 | | $120,000.00 |
| 507350 | Miscellaneous Income | $23,843.00 | | $23,843.00 |
| **Total Revenue** | | **$3,257,252.00** | | **$3,257,252.00** |
| 611100 | Unclassified-Contract | | $624,904.00 | ($624,904.00) |
| 611109 | Unclassified-Vacancy Credit BgtPool | | $4,341.00 | ($4,341.00) |
| 612000 | Classified-Budget Pool | | $307,150.00 | ($307,150.00) |
| 613000 | Classified-Overtime Budget Pool | | $16,788.00 | ($16,788.00) |
| 616000 | Student Wages-Budget Pool | | $75,765.00 | ($75,765.00) |
| 616100 | Student Wages-Regular | | $134,183.00 | ($134,183.00) |
| **Total Personnel Services** | | | **$1,163,131.00** | **($1,163,131.00)** |
| 621100 | Staff Benefits-Unclassified | | $239,962.00 | ($239,962.00) |
| 622100 | Staff Benefits-Classified/Exmt Hrly | | $150,631.92 | ($150,631.92) |
| **Total Benefits** | | | **$390,593.92** | **($390,593.92)** |
| 717000 | Budget Pool-Contracted Services | | $41,400.00 | ($41,400.00) |
| 730000 | Budget Pool-Supplies | | $116,669.06 | ($116,669.06) |
| 740000 | Budget Pool-Travel | | $42,570.00 | ($42,570.00) |
| 750000 | Budget Pool-Info & Communications | | $76,963.00 | ($76,963.00) |
| 761800 | Repairs-Building-Other | | $48,000.00 | ($48,000.00) |
| 763000 | Maintenance Agreement | | $11,758.00 | ($11,758.00) |
| 764500 | Purchased Electric | | $92,400.00 | ($92,400.00) |
| 764600 | Purchased Water | | $11,200.00 | ($11,200.00) |
| 764700 | Sewage Disposal | | $16,000.00 | ($16,000.00) |
| 764800 | Waste Collection | | $9,000.00 | ($9,000.00) |

Report Package: Operating Ledger
report created by: Cats

Dec 4, 2007 3:39:05 PM

# BUDGET REPORT

Organization: RDS55
Residence Services

Report Name: Budget Report by Account

Fiscal Year: 2007-08

| ACCOUNT | ACCOUNT_DESC | Revenue Dollars | Expense Dollars | Net Contribution |
|---|---|---|---|---|
| 765100 | Contracted Custodial Services | | $29,380.00 | ($29,380.00) |
| 773600 | Waivers-Resident Assistants | | $170,117.00 | ($170,117.00) |
| 774100 | Data Processing Equipmnt Use-Intrnl | | $53,302.00 | ($53,302.00) |
| 777000 | Budget Pool-Other Miscellaneous | | $78,199.00 | ($78,199.00) |
| 793000 | Budget Pool-Building | | $1,320.00 | ($1,320.00) |
| **Total Operation** | | | **$798,278.06** | **($798,278.06)** |
| 878300 | Plant O&M Cost Allocatn Aux-Debit | | $263,383.02 | ($263,383.02) |
| 878700 | Indirect Costs Aux-Debit | | $128,105.00 | ($128,105.00) |
| 879800 | Debt Payment-MT-Debit | | $513,761.00 | ($513,761.00) |
| 879840 | Renewal & Replacement-Debit | | $80,000.00 | ($80,000.00) |
| 879870 | Auxiliary Support/Trsf-Credit | | ($80,000.00) | $80,000.00 |
| **Total Transfers** | | | **$905,249.02** | **($905,249.02)** |
| **Net Contribution (use) of Unallocated General: RDS55** | | **$3,257,252.00** | **$3,257,252.00** | **$0.00** |

Report Package: Operating Ledger
report created by: Cats

Dec 4, 2007 3:39:05 PM

# BUDGET REPORT

Organization: RDS551

Report Name: Budget Report by Account

Residence Services Operating Accts

Fiscal Year: 2007-08

| ACCOUNT | ACCOUNT_DESC | Revenue Dollars | Expense Dollars | Net Contribution |
|---|---|---|---|---|
| 505240 | Conference Housing | $20,000.00 | | $20,000.00 |
| 505300 | Vending Machine Income | $22,200.00 | | $22,200.00 |
| 505500 | Student Room Charges-Summer | $61,013.00 | | $61,013.00 |
| 505510 | Student Room Charges-Fall | $815,156.00 | | $815,156.00 |
| 505520 | Student Room Charges-Winter | $784,485.00 | | $784,485.00 |
| 505530 | Student Room Charges-Spring | $735,999.00 | | $735,999.00 |
| 505610 | Damage Claims Income | $29,000.00 | | $29,000.00 |
| 505620 | Deposits Forfeited | $7,200.00 | | $7,200.00 |
| 507000 | Administrative Fees | $583,356.00 | | $583,356.00 |
| 507050 | AMS Reimburse Administrative Fees | $55,000.00 | | $55,000.00 |
| 507300 | Interest & Dividend Income | $120,000.00 | | $120,000.00 |
| 507350 | Miscellaneous Income | $23,843.00 | | $23,843.00 |
| **Total Revenue** | | **$3,257,252.00** | | **$3,257,252.00** |
| 611100 | Unclassified-Contract | | $624,904.00 | ($624,904.00) |
| 611109 | Unclassified-Vacancy Credit BgtPool | | $4,341.00 | ($4,341.00) |
| 612000 | Classified-Budget Pool | | $307,150.00 | ($307,150.00) |
| 613000 | Classified-Overtime Budget Pool | | $16,788.00 | ($16,788.00) |
| 616000 | Student Wages-Budget Pool | | $75,765.00 | ($75,765.00) |
| 616100 | Student Wages-Regular | | $134,183.00 | ($134,183.00) |
| **Total Personnel Services** | | | **$1,163,131.00** | **($1,163,131.00)** |
| 621100 | Staff Benefits-Unclassified | | $239,962.00 | ($239,962.00) |
| 622100 | Staff Benefits-Classified/Exmt Hrly | | $150,631.92 | ($150,631.92) |
| **Total Benefits** | | | **$390,593.92** | **($390,593.92)** |
| 717000 | Budget Pool-Contracted Services | | $41,400.00 | ($41,400.00) |
| 730000 | Budget Pool-Supplies | | $116,669.06 | ($116,669.06) |
| 740000 | Budget Pool-Travel | | $42,570.00 | ($42,570.00) |
| 750000 | Budget Pool-Info & Communications | | $76,963.00 | ($76,963.00) |
| 761800 | Repairs-Building-Other | | $48,000.00 | ($48,000.00) |
| 763000 | Maintenance Agreement | | $11,758.00 | ($11,758.00) |
| 764500 | Purchased Electric | | $92,400.00 | ($92,400.00) |
| 764600 | Purchased Water | | $11,200.00 | ($11,200.00) |
| 764700 | Sewage Disposal | | $16,000.00 | ($16,000.00) |
| 764800 | Waste Collection | | $9,000.00 | ($9,000.00) |

Report Package: Operating Ledger
report created by: Cats

Dec 4, 2007 3:40:50 PM

# BUDGET REPORT

Organization: RDS551

Report Name: Budget Report by Account

Residence Services Operating Accts

Fiscal Year: 2007-08

| ACCOUNT | ACCOUNT_DESC | Revenue Dollars | Expense Dollars | Net Contribution |
|---|---|---|---|---|
| 765100 | Contracted Custodial Services | | $29,380.00 | ($29,380.00) |
| 773600 | Waivers-Resident Assistants | | $170,117.00 | ($170,117.00) |
| 774100 | Data Processing Equipmnt Use-Intrnl | | $53,302.00 | ($53,302.00) |
| 777000 | Budget Pool-Other Miscellaneous | | $78,199.00 | ($78,199.00) |
| 793000 | Budget Pool-Building | | $1,320.00 | ($1,320.00) |
| **Total Operation** | | | **$798,278.06** | **($798,278.06)** |
| 878300 | Plant O&M Cost Allocatn Aux-Debit | | $263,383.02 | ($263,383.02) |
| 878700 | Indirect Costs Aux-Debit | | $128,105.00 | ($128,105.00) |
| 879800 | Debt Payment-MT-Debit | | $513,761.00 | ($513,761.00) |
| 879840 | Renewal & Replacement-Debit | | $80,000.00 | ($80,000.00) |
| 879870 | Auxiliary Support/Trsf-Credit | | ($80,000.00) | $80,000.00 |
| **Total Transfers** | | | **$905,249.02** | **($905,249.02)** |
| **Net Contribution (use) of Unallocated General: RDS551** | | **$3,257,252.00** | **$3,257,252.00** | **$0.00** |

Report Package: Operating Ledger

report created by: Cats

Dec 4, 2007 3:40:50 PM

# BUDGET REPORT

Organization: 440000

Report Name: Budget Report by Account

Residence Services General Admin

Fiscal Year: 2007-08

| ACCOUNT | ACCOUNT_DESC | Revenue Dollars | Expense Dollars | Net Contribution |
|---|---|---|---|---|
| 507000 | Administrative Fees | $583,356.00 | | $583,356.00 |
| 507050 | AMS Reimburse Administrative Fees | $55,000.00 | | $55,000.00 |
| 507300 | Interest & Dividend Income | $120,000.00 | | $120,000.00 |
| 507350 | Miscellaneous Income | $23,843.00 | | $23,843.00 |
| **Total Revenue** | | **$782,199.00** | | **$782,199.00** |
| 611100 | Unclassified-Contract | | $340,793.00 | ($340,793.00) |
| 611109 | Unclassified-Vacancy Credit BgtPool | | $4,341.00 | ($4,341.00) |
| 612000 | Classified-Budget Pool | | $117,487.00 | ($117,487.00) |
| 616000 | Student Wages-Budget Pool | | $14,079.00 | ($14,079.00) |
| **Total Personnel Services** | | | **$476,700.00** | **($476,700.00)** |
| 621100 | Staff Benefits-Unclassified | | $130,864.00 | ($130,864.00) |
| 622100 | Staff Benefits-Classified/Exmt Hrly | | $54,631.00 | ($54,631.00) |
| **Total Benefits** | | | **$185,495.00** | **($185,495.00)** |
| 730000 | Budget Pool-Supplies | | $21,000.00 | ($21,000.00) |
| 740000 | Budget Pool-Travel | | $4,150.00 | ($4,150.00) |
| 750000 | Budget Pool-Info & Communications | | $15,253.00 | ($15,253.00) |
| 763000 | Maintenance Agreement | | $11,758.00 | ($11,758.00) |
| 774100 | Data Processing Equipmnt Use-Intrnl | | $51,341.00 | ($51,341.00) |
| 777000 | Budget Pool-Other Miscellaneous | | ($15,719.00) | $15,719.00 |
| **Total Operation** | | | **$87,783.00** | **($87,783.00)** |
| 878700 | Indirect Costs Aux-Debit | | $128,105.00 | ($128,105.00) |
| 879800 | Debt Payment-MT-Debit | | $513,761.00 | ($513,761.00) |
| 879840 | Renewal & Replacement-Debit | | $80,000.00 | ($80,000.00) |
| 879870 | Auxiliary Support/Trsf-Credit | | ($80,000.00) | $80,000.00 |
| **Total Transfers** | | | **$641,866.00** | **($641,866.00)** |
| **Net Contribution (use) of Unallocated General: 440000** | | **$782,199.00** | **$1,391,844.00** | **($609,645.00)** |

Report Package: Operating Ledger

report created by: Cats

Dec 4, 2007 3:42:57 PM

# BUDGET REPORT

Organization: 440001

Report Name: Budget Report by Account

Resident Staff & Student Developmnt

Fiscal Year: 2007-08

| ACCOUNT | ACCOUNT_DESC | Revenue Dollars | Expense Dollars | Net Contribution |
|---|---|---|---|---|
| 717000 | Budget Pool-Contracted Services | | $40,000.00 | ($40,000.00) |
| 730000 | Budget Pool-Supplies | | $9,320.00 | ($9,320.00) |
| 740000 | Budget Pool-Travel | | $35,920.00 | ($35,920.00) |
| 750000 | Budget Pool-Info & Communications | | $8,558.00 | ($8,558.00) |
| Total Operation | | | **$93,798.00** | **($93,798.00)** |
| Net Contribution (use) of Unallocated General: 440001 | | | **$93,798.00** | **($93,798.00)** |

Report Package: Operating Ledger
report created by: Cats

Dec 4, 2007 3:42:57 PM

# BUDGET REPORT

Organization: 440002

Report Name: Budget Report by Account

Residence Services Business Affairs

Fiscal Year: 2007-08

| ACCOUNT | ACCOUNT_DESC | Revenue Dollars | Expense Dollars | Net Contribution |
|---|---|---|---|---|
| 616000 | Student Wages-Budget Pool | | $9,901.00 | ($9,901.00) |
| **Total Personnel Services** | | | **$9,901.00** | **($9,901.00)** |
| 740000 | Budget Pool-Travel | | $500.00 | ($500.00) |
| 750000 | Budget Pool-Info & Communications | | $26,673.00 | ($26,673.00) |
| **Total Operation** | | | **$27,173.00** | **($27,173.00)** |
| **Net Contribution (use) of Unallocated General: 440002** | | | **$37,074.00** | **($37,074.00)** |

Report Package: Operating Ledger

report created by: Cats

Dec 4, 2007 3:42:57 PM

# BUDGET REPORT

Organization: 440003
Conferences & Guest Housing

Report Name: Budget Report by Account

Fiscal Year: 2007-08

| ACCOUNT | ACCOUNT_DESC | Revenue Dollars | Expense Dollars | Net Contribution |
|---|---|---|---|---|
| 505240 | Conference Housing | $20,000.00 | | $20,000.00 |
| **Total Revenue** | | **$20,000.00** | | **$20,000.00** |
| 616000 | Student Wages-Budget Pool | | $21,485.00 | ($21,485.00) |
| **Total Personnel Services** | | | **$21,485.00** | **($21,485.00)** |
| 730000 | Budget Pool-Supplies | | $11,900.00 | ($11,900.00) |
| 750000 | Budget Pool-Info & Communications | | $2,575.00 | ($2,575.00) |
| 777000 | Budget Pool-Other Miscellaneous | | $6,222.00 | ($6,222.00) |
| **Total Operation** | | | **$20,697.00** | **($20,697.00)** |
| **Net Contribution (use) of Unallocated General: 440003** | | **$20,000.00** | **$42,182.00** | **($22,182.00)** |

Report Package: Operating Ledger
report created by: Cats

Dec 4, 2007 3:42:57 PM

# BUDGET REPORT

Organization: 440004
Judicial Affairs

Report Name: Budget Report by Account

Fiscal Year: 2007-08

| ACCOUNT | ACCOUNT_DESC | Revenue Dollars | Expense Dollars | Net Contribution |
|---|---|---|---|---|
| 777000 | Budget Pool-Other Miscellaneous | | $87,696.00 | ($87,696.00) |
| Total Operation | | | **$87,696.00** | **($87,696.00)** |
| Net Contribution (use) of Unallocated General: 440004 | | | **$87,696.00** | **($87,696.00)** |

Report Package: Operating Ledger
report created by: Cats

Dec 4, 2007 3:42:57 PM

# BUDGET REPORT

Organization: 440014
Forest Lane Apt. Revenue

Report Name: Budget Report by Account

Fiscal Year: 2007-08

| ACCOUNT | ACCOUNT_DESC | Revenue Dollars | Expense Dollars | Net Contribution |
|---|---|---|---|---|
| 505500 | Student Room Charges-Summer | $44,580.00 | | $44,580.00 |
| 505510 | Student Room Charges-Fall | $339,311.00 | | $339,311.00 |
| 505520 | Student Room Charges-Winter | $322,000.00 | | $322,000.00 |
| 505530 | Student Room Charges-Spring | $304,688.00 | | $304,688.00 |
| 505620 | Deposits Forfeited | $3,384.00 | | $3,384.00 |
| Total Revenue | | $1,013,963.00 | | $1,013,963.00 |
| Net Contribution (use) of Unallocated General: 440014 | | $1,013,963.00 | | $1,013,963.00 |

Report Package: Operating Ledger
report created by: Cats

Dec 4, 2007 3:42:57 PM

# BUDGET REPORT

Organization: 440015
Hamilton Hall Revenue

Report Name: Budget Report by Account

Fiscal Year: 2007-08

| ACCOUNT | ACCOUNT_DESC | Revenue Dollars | Expense Dollars | Net Contribution |
|---|---|---|---|---|
| 505510 | Student Room Charges-Fall | $431,977.00 | | $431,977.00 |
| 505520 | Student Room Charges-Winter | $418,617.00 | | $418,617.00 |
| 505530 | Student Room Charges-Spring | $387,443.00 | | $387,443.00 |
| 505620 | Deposits Forfeited | $3,816.00 | | $3,816.00 |
| Total Revenue | | $1,241,853.00 | | $1,241,853.00 |
| Net Contribution (use) of Unallocated General: 440015 | | $1,241,853.00 | | $1,241,853.00 |

Report Package: Operating Ledger
report created by: Cats

Dec 4, 2007 3:42:57 PM

# BUDGET REPORT

Organization: 440025

Report Name: Budget Report by Account

Maintenance & Repair-Oncampus Housg

Fiscal Year: 2007-08

| ACCOUNT | ACCOUNT_DESC | Revenue Dollars | Expense Dollars | Net Contribution |
|---|---|---|---|---|
| 505300 | Vending Machine Income | $22,200.00 | | $22,200.00 |
| 505610 | Damage Claims Income | $29,000.00 | | $29,000.00 |
| **Total Revenue** | | **$51,200.00** | | **$51,200.00** |
| 612000 | Classified-Budget Pool | | $189,663.00 | ($189,663.00) |
| 613000 | Classified-Overtime Budget Pool | | $16,788.00 | ($16,788.00) |
| 616000 | Student Wages-Budget Pool | | $14,000.00 | ($14,000.00) |
| **Total Personnel Services** | | | **$220,451.00** | **($220,451.00)** |
| 622100 | Staff Benefits-Classified/Exmt Hrly | | $96,000.92 | ($96,000.92) |
| **Total Benefits** | | | **$96,000.92** | **($96,000.92)** |
| 730000 | Budget Pool-Supplies | | $65,699.06 | ($65,699.06) |
| 740000 | Budget Pool-Travel | | $2,000.00 | ($2,000.00) |
| 750000 | Budget Pool-Info & Communications | | $1,562.00 | ($1,562.00) |
| 761800 | Repairs-Building-Other | | $48,000.00 | ($48,000.00) |
| 764500 | Purchased Electric | | $92,400.00 | ($92,400.00) |
| 764600 | Purchased Water | | $11,200.00 | ($11,200.00) |
| 764700 | Sewage Disposal | | $16,000.00 | ($16,000.00) |
| 764800 | Waste Collection | | $9,000.00 | ($9,000.00) |
| 765100 | Contracted Custodial Services | | $29,380.00 | ($29,380.00) |
| 793000 | Budget Pool-Building | | $1,320.00 | ($1,320.00) |
| **Total Operation** | | | **$276,561.06** | **($276,561.06)** |
| 878300 | Plant O&M Cost Allocatn Aux-Debit | | $263,383.02 | ($263,383.02) |
| **Total Transfers** | | | **$263,383.02** | **($263,383.02)** |
| **Net Contribution (use) of Unallocated General: 440025** | | **$51,200.00** | **$856,396.00** | **($805,196.00)** |

Report Package: Operating Ledger

report created by: Cats

Dec 4, 2007 3:42:57 PM

# BUDGET REPORT

Organization: 440040
Village Operating

Report Name: Budget Report by Account

Fiscal Year: 2007-08

| ACCOUNT | ACCOUNT_DESC | Revenue Dollars | Expense Dollars | Net Contribution |
|---|---|---|---|---|
| 611100 | Unclassified-Contract | | $26,886.00 | ($26,886.00) |
| 616100 | Student Wages-Regular | | $4,829.00 | ($4,829.00) |
| **Total Personnel Services** | | | **$31,715.00** | **($31,715.00)** |
| 621100 | Staff Benefits-Unclassified | | $10,324.00 | ($10,324.00) |
| **Total Benefits** | | | **$10,324.00** | **($10,324.00)** |
| 730000 | Budget Pool-Supplies | | $800.00 | ($800.00) |
| 750000 | Budget Pool-Info & Communications | | $898.00 | ($898.00) |
| 773600 | Waivers-Resident Assistants | | $1,332.00 | ($1,332.00) |
| 774100 | Data Processing Equipmnt Use-Intrnl | | $245.00 | ($245.00) |
| **Total Operation** | | | **$3,275.00** | **($3,275.00)** |
| **Net Contribution (use) of Unallocated General: 440040** | | | **$45,314.00** | **($45,314.00)** |

Report Package: Operating Ledger
report created by: Cats

Dec 4, 2007 3:42:57 PM

# BUDGET REPORT

Organization: 440041
Honors Community Operating

Report Name: Budget Report by Account

Fiscal Year: 2007-08

| ACCOUNT | ACCOUNT_DESC | Revenue Dollars | Expense Dollars | Net Contribution |
|---|---|---|---|---|
| 611100 | Unclassified-Contract | | $27,343.00 | ($27,343.00) |
| 616100 | Student Wages-Regular | | $21,451.00 | ($21,451.00) |
| **Total Personnel Services** | | | **$48,794.00** | **($48,794.00)** |
| 621100 | Staff Benefits-Unclassified | | $10,500.00 | ($10,500.00) |
| **Total Benefits** | | | **$10,500.00** | **($10,500.00)** |
| 730000 | Budget Pool-Supplies | | $1,000.00 | ($1,000.00) |
| 750000 | Budget Pool-Info & Communications | | $1,984.00 | ($1,984.00) |
| 773600 | Waivers-Resident Assistants | | $3,888.00 | ($3,888.00) |
| 774100 | Data Processing Equipmnt Use-Intrnl | | $245.00 | ($245.00) |
| **Total Operation** | | | **$7,117.00** | **($7,117.00)** |
| **Net Contribution (use) of Unallocated General: 440041** | | | **$66,411.00** | **($66,411.00)** |

Report Package: Operating Ledger
report created by: Cats

Dec 4, 2007 3:42:57 PM

# BUDGET REPORT

Organization: 440042

Report Name: Budget Report by Account

Woods/Honors Community Coordinator

Fiscal Year: 2007-08

| ACCOUNT | ACCOUNT_DESC | Revenue Dollars | Expense Dollars | Net Contribution |
|---|---|---|---|---|
| 611100 | Unclassified-Contract | | $113,339.00 | ($113,339.00) |
| 616100 | Student Wages-Regular | | $68,159.00 | ($68,159.00) |
| Total Personnel Services | | | **$181,498.00** | **($181,498.00)** |
| 621100 | Staff Benefits-Unclassified | | $43,522.00 | ($43,522.00) |
| Total Benefits | | | **$43,522.00** | **($43,522.00)** |
| 730000 | Budget Pool-Supplies | | $2,000.00 | ($2,000.00) |
| 750000 | Budget Pool-Info & Communications | | $3,749.00 | ($3,749.00) |
| 773600 | Waivers-Resident Assistants | | $9,918.00 | ($9,918.00) |
| 774100 | Data Processing Equipmnt Use-Intrnl | | $736.00 | ($736.00) |
| Total Operation | | | **$16,403.00** | **($16,403.00)** |
| Net Contribution (use) of Unallocated General: 440042 | | | **$241,423.00** | **($241,423.00)** |

Report Package: Operating Ledger

report created by: Cats

Dec 4, 2007 3:42:57 PM

# BUDGET REPORT

Organization: 440044
Forest Lane Operating

Report Name: Budget Report by Account

Fiscal Year: 2007-08

| ACCOUNT | ACCOUNT_DESC | Revenue Dollars | Expense Dollars | Net Contribution |
|---|---|---|---|---|
| 505500 | Student Room Charges-Summer | $12,230.00 | | $12,230.00 |
| 505510 | Student Room Charges-Fall | $15,330.00 | | $15,330.00 |
| 505520 | Student Room Charges-Winter | $15,330.00 | | $15,330.00 |
| 505530 | Student Room Charges-Spring | $15,330.00 | | $15,330.00 |
| **Total Revenue** | | **$58,220.00** | | **$58,220.00** |
| 611100 | Unclassified-Contract | | $22,797.00 | ($22,797.00) |
| 616100 | Student Wages-Regular | | $7,243.00 | ($7,243.00) |
| **Total Personnel Services** | | | **$30,040.00** | **($30,040.00)** |
| 621100 | Staff Benefits-Unclassified | | $8,754.00 | ($8,754.00) |
| **Total Benefits** | | | **$8,754.00** | **($8,754.00)** |
| 730000 | Budget Pool-Supplies | | $500.00 | ($500.00) |
| 750000 | Budget Pool-Info & Communications | | $1,345.00 | ($1,345.00) |
| 773600 | Waivers-Resident Assistants | | $59,252.00 | ($59,252.00) |
| **Total Operation** | | | **$61,097.00** | **($61,097.00)** |
| **Net Contribution (use) of Unallocated General: 440044** | | **$58,220.00** | **$99,891.00** | **($41,671.00)** |

Report Package: Operating Ledger
report created by: Cats

Dec 4, 2007 3:42:57 PM

# BUDGET REPORT

Organization: 440045
Hamilton Hall Operating

Report Name: Budget Report by Account

Fiscal Year: 2007-08

| ACCOUNT | ACCOUNT_DESC | Revenue Dollars | Expense Dollars | Net Contribution |
|---|---|---|---|---|
| 505500 | Student Room Charges-Summer | $4,203.00 | | $4,203.00 |
| 505510 | Student Room Charges-Fall | $28,538.00 | | $28,538.00 |
| 505520 | Student Room Charges-Winter | $28,538.00 | | $28,538.00 |
| 505530 | Student Room Charges-Spring | $28,538.00 | | $28,538.00 |
| **Total Revenue** | | **$89,817.00** | | **$89,817.00** |
| 611100 | Unclassified-Contract | | $26,266.00 | ($26,266.00) |
| 616100 | Student Wages-Regular | | $15,600.00 | ($15,600.00) |
| **Total Personnel Services** | | | **$41,866.00** | **($41,866.00)** |
| 621100 | Staff Benefits-Unclassified | | $10,086.00 | ($10,086.00) |
| **Total Benefits** | | | **$10,086.00** | **($10,086.00)** |
| 730000 | Budget Pool-Supplies | | $1,000.00 | ($1,000.00) |
| 750000 | Budget Pool-Info & Communications | | $1,917.00 | ($1,917.00) |
| 773600 | Waivers-Resident Assistants | | $92,301.00 | ($92,301.00) |
| 774100 | Data Processing Equipmnt Use-Intrnl | | $245.00 | ($245.00) |
| **Total Operation** | | | **$95,463.00** | **($95,463.00)** |
| **Net Contribution (use) of Unallocated General: 440045** | | **$89,817.00** | **$147,415.00** | **($57,598.00)** |

Report Package: Operating Ledger
report created by: Cats

Dec 4, 2007 3:42:57 PM

# BUDGET REPORT

Organization: 440046
Residence Services Facilities

Report Name: Budget Report by Account

Fiscal Year: 2007-08

| ACCOUNT | ACCOUNT_DESC | Revenue Dollars | Expense Dollars | Net Contribution |
|---|---|---|---|---|
| 616000 | Student Wages-Budget Pool | | $8,500.00 | ($8,500.00) |
| **Total Personnel Services** | | | **$8,500.00** | **($8,500.00)** |
| 717000 | Budget Pool-Contracted Services | | $1,400.00 | ($1,400.00) |
| 730000 | Budget Pool-Supplies | | $2,400.00 | ($2,400.00) |
| 750000 | Budget Pool-Info & Communications | | $9,082.00 | ($9,082.00) |
| **Total Operation** | | | **$12,882.00** | **($12,882.00)** |
| **Net Contribution (use) of Unallocated General: 440046** | | | **$21,382.00** | **($21,382.00)** |

Report Package: Operating Ledger
report created by: Cats

Dec 4, 2007 3:42:57 PM

# BUDGET REPORT

Organization: 440047
College Park Operating

Report Name: Budget Report by Account

Fiscal Year: 2007-08

| ACCOUNT | ACCOUNT_DESC | Revenue Dollars | Expense Dollars | Net Contribution |
|---|---|---|---|---|
| 611100 | Unclassified-Contract | | $28,879.00 | ($28,879.00) |
| 616100 | Student Wages-Regular | | $16,901.00 | ($16,901.00) |
| **Total Personnel Services** | | | **$45,780.00** | **($45,780.00)** |
| 621100 | Staff Benefits-Unclassified | | $11,089.00 | ($11,089.00) |
| **Total Benefits** | | | **$11,089.00** | **($11,089.00)** |
| 730000 | Budget Pool-Supplies | | $800.00 | ($800.00) |
| 750000 | Budget Pool-Info & Communications | | $1,540.00 | ($1,540.00) |
| 773600 | Waivers-Resident Assistants | | $1,974.00 | ($1,974.00) |
| 774100 | Data Processing Equipmnt Use-Intrnl | | $245.00 | ($245.00) |
| **Total Operation** | | | **$4,559.00** | **($4,559.00)** |
| **Net Contribution (use) of Unallocated General: 440047** | | | **$61,428.00** | **($61,428.00)** |

Report Package: Operating Ledger
report created by: Cats

Dec 4, 2007 3:42:57 PM

# BUDGET REPORT

Organization: 440048
Campus Apartments

Report Name: Budget Report by Account

Fiscal Year: 2007-08

| ACCOUNT | ACCOUNT_DESC | Revenue Dollars | Expense Dollars | Net Contribution |
|---|---|---|---|---|
| 611100 | Unclassified-Contract | | $38,601.00 | ($38,601.00) |
| **Total Personnel Services** | | | **$38,601.00** | **($38,601.00)** |
| 621100 | Staff Benefits-Unclassified | | $14,823.00 | ($14,823.00) |
| **Total Benefits** | | | **$14,823.00** | **($14,823.00)** |
| 730000 | Budget Pool-Supplies | | $250.00 | ($250.00) |
| 750000 | Budget Pool-Info & Communications | | $1,827.00 | ($1,827.00) |
| 773600 | Waivers-Resident Assistants | | $756.00 | ($756.00) |
| 774100 | Data Processing Equipmnt Use-Intrnl | | $245.00 | ($245.00) |
| **Total Operation** | | | **$3,078.00** | **($3,078.00)** |
| **Net Contribution (use) of Unallocated General: 440048** | | | **$56,502.00** | **($56,502.00)** |

Report Package: Operating Ledger
report created by: Cats

Dec 4, 2007 3:42:57 PM

# BUDGET REPORT

Organization: 440049
University Park Operating

Report Name: Budget Report by Account

Fiscal Year: 2007-08

| ACCOUNT | ACCOUNT_DESC | Revenue Dollars | Expense Dollars | Net Contribution |
|---|---|---|---|---|
| 616000 | Student Wages-Budget Pool | | $7,800.00 | ($7,800.00) |
| **Total Personnel Services** | | | **$7,800.00** | **($7,800.00)** |
| 773600 | Waivers-Resident Assistants | | $696.00 | ($696.00) |
| **Total Operation** | | | **$696.00** | **($696.00)** |
| **Net Contribution (use) of Unallocated General: 440049** | | | **$8,496.00** | **($8,496.00)** |

Report Package: Operating Ledger
report created by: Cats

Dec 4, 2007 3:42:57 PM

# BUDGET REPORT

Organization: STL55
Student Activities

Report Name: Budget Report by Account

Fiscal Year: 2007-08

| ACCOUNT | ACCOUNT_DESC | Revenue Dollars | Expense Dollars | Net Contribution |
|---|---|---|---|---|
| 505250 | Departmental Sales & Service | $105,626.00 | | $105,626.00 |
| **Total Revenue** | | **$105,626.00** | | **$105,626.00** |
| 611100 | Unclassified-Contract | | $99,131.27 | ($99,131.27) |
| 611500 | Graduate Assistants | | $18,715.94 | ($18,715.94) |
| 611510 | Graduate Assistants-Summer | | $1,158.42 | ($1,158.42) |
| 612000 | Classified-Budget Pool | | $96,001.23 | ($96,001.23) |
| 613000 | Classified-Overtime Budget Pool | | $3,091.00 | ($3,091.00) |
| 616000 | Student Wages-Budget Pool | | $8,226.00 | ($8,226.00) |
| 617005 | Contracted Labor-Budget Pool | | ($32,430.00) | $32,430.00 |
| **Total Personnel Services** | | | **$193,893.86** | **($193,893.86)** |
| 621100 | Staff Benefits-Unclassified | | $38,066.41 | ($38,066.41) |
| 622100 | Staff Benefits-Classified/Exmt Hrly | | $44,640.57 | ($44,640.57) |
| 622130 | Staff Benefits-Classified-Overtime | | $1,437.32 | ($1,437.32) |
| **Total Benefits** | | | **$84,144.30** | **($84,144.30)** |
| 717000 | Budget Pool-Contracted Services | | $32,430.00 | ($32,430.00) |
| 730000 | Budget Pool-Supplies | | $9,509.00 | ($9,509.00) |
| 740000 | Budget Pool-Travel | | $15,739.00 | ($15,739.00) |
| 750000 | Budget Pool-Info & Communications | | $30,265.00 | ($30,265.00) |
| 773400 | Waivers-GA Academic In State | | $26,825.76 | ($26,825.76) |
| 773420 | Waivers-GA Summer In State | | $15,323.36 | ($15,323.36) |
| 774100 | Data Processing Equipmnt Use-Intrnl | | $53,390.53 | ($53,390.53) |
| 777000 | Budget Pool-Other Miscellaneous | | $593,741.41 | ($593,741.41) |
| **Total Operation** | | | **$777,224.06** | **($777,224.06)** |
| 879300 | Plant O&M Cost Allocatn E&G-Debit | | $12,454.56 | ($12,454.56) |
| 879890 | Earning Support/Trsf-Credit | | ($77,767.00) | $77,767.00 |
| **Total Transfers** | | | **($65,312.44)** | **$65,312.44** |
| **Net Contribution (use) of Unallocated General: STL55** | | **$105,626.00** | **$989,949.78** | **($884,323.78)** |

Report Package: Operating Ledger
report created by: Cats

Dec 4, 2007 3:39:05 PM

# BUDGET REPORT

Organization: SOB555

Report Name: Budget Report by Account

Student Organizatn Budget Committee

Fiscal Year: 2007-08

| ACCOUNT | ACCOUNT_DESC | Revenue Dollars | Expense Dollars | Net Contribution |
|---|---|---|---|---|
| 505250 | Departmental Sales & Service | $105,626.00 | | $105,626.00 |
| **Total Revenue** | | **$105,626.00** | | **$105,626.00** |
| 612000 | Classified-Budget Pool | | $5,249.00 | ($5,249.00) |
| 616000 | Student Wages-Budget Pool | | ($5,249.00) | $5,249.00 |
| 617005 | Contracted Labor-Budget Pool | | ($3,130.00) | $3,130.00 |
| **Total Personnel Services** | | | **($3,130.00)** | **$3,130.00** |
| 622100 | Staff Benefits-Classified/Exmt Hrly | | $2,440.79 | ($2,440.79) |
| **Total Benefits** | | | **$2,440.79** | **($2,440.79)** |
| 717000 | Budget Pool-Contracted Services | | $3,130.00 | ($3,130.00) |
| 774100 | Data Processing Equipmnt Use-Intrnl | | $1,764.21 | ($1,764.21) |
| 777000 | Budget Pool-Other Miscellaneous | | $605,890.00 | ($605,890.00) |
| **Total Operation** | | | **$610,784.21** | **($610,784.21)** |
| 879300 | Plant O&M Cost Allocatn E&G-Debit | | $12,454.56 | ($12,454.56) |
| 879890 | Earning Support/Trsf-Credit | | ($77,767.00) | $77,767.00 |
| **Total Transfers** | | | **($65,312.44)** | **$65,312.44** |
| **Net Contribution (use) of Unallocated General: SOB555** | | **$105,626.00** | **$544,782.56** | **($439,156.56)** |

Report Package: Operating Ledger

report created by: Cats

Dec 4, 2007 3:40:50 PM

# BUDGET REPORT

Report Name: Budget Report by Account

Organization: 211308
Greek Affairs Council

Fiscal Year: 2007-08

| ACCOUNT | ACCOUNT_DESC | Revenue Dollars | Expense Dollars | Net Contribution |
|---|---|---|---|---|
| 505250 | Departmental Sales & Service | $3,300.00 | | $3,300.00 |
| Total Revenue | | **$3,300.00** | | **$3,300.00** |
| Net Contribution (use) of Unallocated General: 211308 | | **$3,300.00** | | **$3,300.00** |

Report Package: Operating Ledger
report created by: Cats

Dec 4, 2007 3:42:57 PM

# BUDGET REPORT

Organization: 211314

Way Off Broadway Theatre Company

Report Name: Budget Report by Account

Fiscal Year: 2007-08

| ACCOUNT | ACCOUNT_DESC | Revenue Dollars | Expense Dollars | Net Contribution |
|---|---|---|---|---|
| 617005 | Contracted Labor-Budget Pool | | ($3,130.00) | $3,130.00 |
| **Total Personnel Services** | | | **($3,130.00)** | **$3,130.00** |
| 717000 | Budget Pool-Contracted Services | | $3,130.00 | ($3,130.00) |
| **Total Operation** | | | **$3,130.00** | **($3,130.00)** |
| **Net Contribution (use) of Unallocated General: 211314** | | | **$0.00** | **$0.00** |

Report Package: Operating Ledger

report created by: Cats

Dec 4, 2007 3:42:57 PM

# BUDGET REPORT

Organization: 211320
R/E Guardian Newspaper

Report Name: Budget Report by Account

Fiscal Year: 2007-08

| ACCOUNT | ACCOUNT_DESC | Revenue Dollars | Expense Dollars | Net Contribution |
|---|---|---|---|---|
| 505250 | Departmental Sales & Service | $102,326.00 | | $102,326.00 |
| **Total Revenue** | | **$102,326.00** | | **$102,326.00** |
| 612000 | Classified-Budget Pool | | $5,249.00 | ($5,249.00) |
| 616000 | Student Wages-Budget Pool | | ($5,249.00) | $5,249.00 |
| **Total Personnel Services** | | | **$0.00** | **$0.00** |
| 622100 | Staff Benefits-Classified/Exmt Hrly | | $2,440.79 | ($2,440.79) |
| **Total Benefits** | | | **$2,440.79** | **($2,440.79)** |
| 774100 | Data Processing Equipmnt Use-Intrnl | | $1,764.21 | ($1,764.21) |
| **Total Operation** | | | **$1,764.21** | **($1,764.21)** |
| 879300 | Plant O&M Cost Allocatn E&G-Debit | | $12,454.56 | ($12,454.56) |
| 879890 | Earning Support/Trsf-Credit | | ($77,767.00) | $77,767.00 |
| **Total Transfers** | | | **($65,312.44)** | **$65,312.44** |
| **Net Contribution (use) of Unallocated General: 211320** | | **$102,326.00** | **($61,107.44)** | **$163,433.44** |

Report Package: Operating Ledger
report created by: Cats

Dec 4, 2007 3:42:57 PM

# BUDGET REPORT

Organization: 211328
Special Funding Committee

Report Name: Budget Report by Account

Fiscal Year: 2007-08

| ACCOUNT | ACCOUNT_DESC | Revenue Dollars | Expense Dollars | Net Contribution |
|---|---|---|---|---|
| 777000 | Budget Pool-Other Miscellaneous | | $605,890.00 | ($605,890.00) |
| Total Operation | | | **$605,890.00** | **($605,890.00)** |
| Net Contribution (use) of Unallocated General: 211328 | | | **$605,890.00** | **($605,890.00)** |

Report Package: Operating Ledger
report created by: Cats

Dec 4, 2007 3:42:57 PM

# BUDGET REPORT

Organization: STL555
Student Activities

Report Name: Budget Report by Account

Fiscal Year: 2007-08

| ACCOUNT | ACCOUNT_DESC | Revenue Dollars | Expense Dollars | Net Contribution |
|---|---|---|---|---|
| 611100 | Unclassified-Contract | | $99,131.27 | ($99,131.27) |
| 611500 | Graduate Assistants | | $18,715.94 | ($18,715.94) |
| 611510 | Graduate Assistants-Summer | | $1,158.42 | ($1,158.42) |
| 612000 | Classified-Budget Pool | | $90,752.23 | ($90,752.23) |
| 613000 | Classified-Overtime Budget Pool | | $3,091.00 | ($3,091.00) |
| 616000 | Student Wages-Budget Pool | | $13,475.00 | ($13,475.00) |
| **Total Personnel Services** | | | **$226,323.86** | **($226,323.86)** |
| 621100 | Staff Benefits-Unclassified | | $38,066.41 | ($38,066.41) |
| 622100 | Staff Benefits-Classified/Exmt Hrly | | $42,199.78 | ($42,199.78) |
| 622130 | Staff Benefits-Classified-Overtime | | $1,437.32 | ($1,437.32) |
| **Total Benefits** | | | **$81,703.51** | **($81,703.51)** |
| 730000 | Budget Pool-Supplies | | $9,509.00 | ($9,509.00) |
| 740000 | Budget Pool-Travel | | $15,739.00 | ($15,739.00) |
| 750000 | Budget Pool-Info & Communications | | $30,265.00 | ($30,265.00) |
| 773400 | Waivers-GA Academic In State | | $26,825.76 | ($26,825.76) |
| 773420 | Waivers-GA Summer In State | | $15,323.36 | ($15,323.36) |
| 774100 | Data Processing Equipmnt Use-Intrnl | | $51,626.32 | ($51,626.32) |
| 777000 | Budget Pool-Other Miscellaneous | | ($12,148.59) | $12,148.59 |
| **Total Operation** | | | **$137,139.85** | **($137,139.85)** |
| **Net Contribution (use) of Unallocated General: STL555** | | | **$445,167.22** | **($445,167.22)** |

Report Package: Operating Ledger
report created by: Cats

Dec 4, 2007 3:40:50 PM

# BUDGET REPORT

Organization: 211300
Student Activities

Report Name: Budget Report by Account

Fiscal Year: 2007-08

| ACCOUNT | ACCOUNT_DESC | Revenue Dollars | Expense Dollars | Net Contribution |
|---|---|---|---|---|
| 611100 | Unclassified-Contract | | $99,131.27 | ($99,131.27) |
| 611500 | Graduate Assistants | | $18,715.94 | ($18,715.94) |
| 611510 | Graduate Assistants-Summer | | $1,158.42 | ($1,158.42) |
| 612000 | Classified-Budget Pool | | $90,752.23 | ($90,752.23) |
| 613000 | Classified-Overtime Budget Pool | | $3,091.00 | ($3,091.00) |
| 616000 | Student Wages-Budget Pool | | $13,475.00 | ($13,475.00) |
| **Total Personnel Services** | | | **$226,323.86** | **($226,323.86)** |
| 621100 | Staff Benefits-Unclassified | | $38,066.41 | ($38,066.41) |
| 622100 | Staff Benefits-Classified/Exmt Hrly | | $42,199.78 | ($42,199.78) |
| 622130 | Staff Benefits-Classified-Overtime | | $1,437.32 | ($1,437.32) |
| **Total Benefits** | | | **$81,703.51** | **($81,703.51)** |
| 730000 | Budget Pool-Supplies | | $9,509.00 | ($9,509.00) |
| 740000 | Budget Pool-Travel | | $15,739.00 | ($15,739.00) |
| 750000 | Budget Pool-Info & Communications | | $30,265.00 | ($30,265.00) |
| 773400 | Waivers-GA Academic In State | | $26,825.76 | ($26,825.76) |
| 773420 | Waivers-GA Summer In State | | $15,323.36 | ($15,323.36) |
| 774100 | Data Processing Equipmnt Use-Intrnl | | $51,626.32 | ($51,626.32) |
| 777000 | Budget Pool-Other Miscellaneous | | ($12,148.59) | $12,148.59 |
| **Total Operation** | | | **$137,139.85** | **($137,139.85)** |
| **Net Contribution (use) of Unallocated General: 211300** | | | **$445,167.22** | **($445,167.22)** |

Report Package: Operating Ledger
report created by: Cats

Dec 4, 2007 3:42:57 PM

# BUDGET REPORT

Organization: UAB555
Union Activities Board

Report Name: Budget Report by Account

Fiscal Year: 2007-08

| ACCOUNT | ACCOUNT_DESC | Revenue Dollars | Expense Dollars | Net Contribution |
|---|---|---|---|---|
| 617005 | Contracted Labor-Budget Pool | | ($29,300.00) | $29,300.00 |
| **Total Personnel Services** | | | **($29,300.00)** | **$29,300.00** |
| 717000 | Budget Pool-Contracted Services | | $29,300.00 | ($29,300.00) |
| **Total Operation** | | | **$29,300.00** | **($29,300.00)** |
| **Net Contribution (use) of Unallocated General: UAB555** | | | **$0.00** | **$0.00** |

Report Package: Operating Ledger
report created by: Cats

Dec 4, 2007 3:40:50 PM

# BUDGET REPORT

Organization: 211306
UAB-Fine Arts

Report Name: Budget Report by Account

Fiscal Year: 2007-08

| ACCOUNT | ACCOUNT_DESC | Revenue Dollars | Expense Dollars | Net Contribution |
|---|---|---|---|---|
| 617005 | Contracted Labor-Budget Pool | | ($6,480.00) | $6,480.00 |
| **Total Personnel Services** | | | **($6,480.00)** | **$6,480.00** |
| 717000 | Budget Pool-Contracted Services | | $6,480.00 | ($6,480.00) |
| **Total Operation** | | | **$6,480.00** | **($6,480.00)** |
| **Net Contribution (use) of Unallocated General: 211306** | | | **$0.00** | **$0.00** |

Report Package: Operating Ledger
report created by: Cats

Dec 4, 2007 3:42:57 PM

# BUDGET REPORT

Organization: 211321
UAB-Cultural Arts

Report Name: Budget Report by Account

Fiscal Year: 2007-08

| ACCOUNT | ACCOUNT_DESC | Revenue Dollars | Expense Dollars | Net Contribution |
|---|---|---|---|---|
| 617005 | Contracted Labor-Budget Pool | | ($5,255.00) | $5,255.00 |
| **Total Personnel Services** | | | **($5,255.00)** | **$5,255.00** |
| 717000 | Budget Pool-Contracted Services | | $5,255.00 | ($5,255.00) |
| **Total Operation** | | | **$5,255.00** | **($5,255.00)** |
| **Net Contribution (use) of Unallocated General: 211321** | | | **$0.00** | **$0.00** |

Report Package: Operating Ledger
report created by: Cats

Dec 4, 2007 3:42:57 PM

# BUDGET REPORT

Organization: 211322
UAB-Novelty

Report Name: Budget Report by Account

Fiscal Year: 2007-08

| ACCOUNT | ACCOUNT_DESC | Revenue Dollars | Expense Dollars | Net Contribution |
|---|---|---|---|---|
| 617005 | Contracted Labor-Budget Pool | | ($5,155.00) | $5,155.00 |
| **Total Personnel Services** | | | **($5,155.00)** | **$5,155.00** |
| 717000 | Budget Pool-Contracted Services | | $5,155.00 | ($5,155.00) |
| **Total Operation** | | | **$5,155.00** | **($5,155.00)** |
| **Net Contribution (use) of Unallocated General: 211322** | | | **$0.00** | **$0.00** |

Report Package: Operating Ledger
report created by: Cats

Dec 4, 2007 3:42:57 PM

# BUDGET REPORT

Organization: 211323
UAB-Concerts

Report Name: Budget Report by Account

Fiscal Year: 2007-08

| ACCOUNT | ACCOUNT_DESC | Revenue Dollars | Expense Dollars | Net Contribution |
|---|---|---|---|---|
| 617005 | Contracted Labor-Budget Pool | | ($6,055.00) | $6,055.00 |
| **Total Personnel Services** | | | **($6,055.00)** | **$6,055.00** |
| 717000 | Budget Pool-Contracted Services | | $6,055.00 | ($6,055.00) |
| **Total Operation** | | | **$6,055.00** | **($6,055.00)** |
| **Net Contribution (use) of Unallocated General: 211323** | | | **$0.00** | **$0.00** |

Report Package: Operating Ledger
report created by: Cats

Dec 4, 2007 3:42:57 PM

# BUDGET REPORT

Organization: 211327
UAB-Special Events

Report Name: Budget Report by Account

Fiscal Year: 2007-08

| ACCOUNT | ACCOUNT_DESC | Revenue Dollars | Expense Dollars | Net Contribution |
|---|---|---|---|---|
| 617005 | Contracted Labor-Budget Pool | | ($6,355.00) | $6,355.00 |
| **Total Personnel Services** | | | **($6,355.00)** | **$6,355.00** |
| 717000 | Budget Pool-Contracted Services | | $6,355.00 | ($6,355.00) |
| **Total Operation** | | | **$6,355.00** | **($6,355.00)** |
| **Net Contribution (use) of Unallocated General: 211327** | | | **$0.00** | **$0.00** |

Report Package: Operating Ledger
report created by: Cats

Dec 4, 2007 3:42:57 PM

# BUDGET REPORT

Organization: SUN55
Student Union

Report Name: Budget Report by Account

Fiscal Year: 2007-08

| ACCOUNT | ACCOUNT_DESC | Revenue Dollars | Expense Dollars | Net Contribution |
|---|---|---|---|---|
| 505250 | Departmental Sales & Service | $45,400.00 | | $45,400.00 |
| 505380 | Registratn Fee-Noninstructionl Evnt | $35,145.10 | | $35,145.10 |
| 507150 | Commissions Income | $4,000.00 | | $4,000.00 |
| 507450 | Rental Income | $23,000.00 | | $23,000.00 |
| **Total Revenue** | | **$107,545.10** | | **$107,545.10** |
| 611100 | Unclassified-Contract | | $577,207.95 | ($577,207.95) |
| 611109 | Unclassified-Vacancy Credit BgtPool | | $4,871.00 | ($4,871.00) |
| 611500 | Graduate Assistants | | $42,644.66 | ($42,644.66) |
| 612000 | Classified-Budget Pool | | $90,472.16 | ($90,472.16) |
| 615000 | Faculty-Other Budget Pool | | $6,500.00 | ($6,500.00) |
| 616000 | Student Wages-Budget Pool | | $263,443.00 | ($263,443.00) |
| **Total Personnel Services** | | | **$985,138.77** | **($985,138.77)** |
| 621100 | Staff Benefits-Unclassified | | $221,647.42 | ($221,647.42) |
| 622100 | Staff Benefits-Classified/Exmt Hrly | | $42,069.21 | ($42,069.21) |
| 623200 | Staff Benefits-Faculty Part Time | | $858.00 | ($858.00) |
| **Total Benefits** | | | **$264,574.63** | **($264,574.63)** |
| 717000 | Budget Pool-Contracted Services | | $13,332.93 | ($13,332.93) |
| 730000 | Budget Pool-Supplies | | $26,182.00 | ($26,182.00) |
| 737930 | Cost Recovery-Supplies | | ($24,198.00) | $24,198.00 |
| 740000 | Budget Pool-Travel | | $68,063.00 | ($68,063.00) |
| 747930 | Cost Recovery-Travel | | ($9,500.00) | $9,500.00 |
| 750000 | Budget Pool-Info & Communications | | $73,803.00 | ($73,803.00) |
| 760000 | Budget Pool-Maintenance & Repair | | $10,025.00 | ($10,025.00) |
| 767930 | Cost Recovery-Maintenance & Repair | | ($5,500.00) | $5,500.00 |
| 773400 | Waivers-GA Academic In State | | $50,219.20 | ($50,219.20) |
| 773420 | Waivers-GA Summer In State | | $36,257.40 | ($36,257.40) |
| 774100 | Data Processing Equipmnt Use-Intrnl | | $116,785.30 | ($116,785.30) |
| 775000 | Budget Pool-Equipment Rental Charge | | $700.00 | ($700.00) |
| 777000 | Budget Pool-Other Miscellaneous | | $13,191.32 | ($13,191.32) |
| **Total Operation** | | | **$369,361.15** | **($369,361.15)** |
| 878300 | Plant O&M Cost Allocatn Aux-Debit | | $875,622.55 | ($875,622.55) |
| 878700 | Indirect Costs Aux-Debit | | $59,212.00 | ($59,212.00) |
| 879300 | Plant O&M Cost Allocatn E&G-Debit | | $26,183.44 | ($26,183.44) |

Report Package: Operating Ledger
report created by: Cats

Dec 4, 2007 3:39:05 PM

# BUDGET REPORT

Organization: SUN55
Student Union

Report Name: Budget Report by Account

Fiscal Year: 2007-08

| ACCOUNT | ACCOUNT_DESC | Revenue Dollars | Expense Dollars | Net Contribution |
|---|---|---|---|---|
| 879800 | Debt Payment-MT-Debit | | $921,437.50 | ($921,437.50) |
| 879840 | Renewal & Replacement-Debit | | $121,250.00 | ($121,250.00) |
| 879870 | Auxiliary Support/Trsf-Credit | | ($2,580,141.55) | $2,580,141.55 |
| 879890 | Earning Support/Trsf-Credit | | ($427,912.20) | $427,912.20 |
| Total Transfers | | | **($1,004,348.26)** | **$1,004,348.26** |
| Net Contribution (use) of Unallocated General: SUN55 | | **$107,545.10** | **$614,726.29** | **($507,181.19)** |

Report Package: Operating Ledger
report created by: Cats

Dec 4, 2007 3:39:05 PM

# BUDGET REPORT

Organization: CNF555
Event Services

Report Name: Budget Report by Account

Fiscal Year: 2007-08

| ACCOUNT | ACCOUNT_DESC | Revenue Dollars | Expense Dollars | Net Contribution |
|---|---|---|---|---|
| 505380 | Registratn Fee-Noninstructionl Evnt | $35,145.10 | | $35,145.10 |
| **Total Revenue** | | **$35,145.10** | | **$35,145.10** |
| 611100 | Unclassified-Contract | | $178,062.30 | ($178,062.30) |
| 612000 | Classified-Budget Pool | | $67,788.60 | ($67,788.60) |
| 615000 | Faculty-Other Budget Pool | | $5,000.00 | ($5,000.00) |
| 616000 | Student Wages-Budget Pool | | $2,000.00 | ($2,000.00) |
| **Total Personnel Services** | | | **$252,850.90** | **($252,850.90)** |
| 621100 | Staff Benefits-Unclassified | | $68,375.94 | ($68,375.94) |
| 622100 | Staff Benefits-Classified/Exmt Hrly | | $31,521.70 | ($31,521.70) |
| 623200 | Staff Benefits-Faculty Part Time | | $660.00 | ($660.00) |
| **Total Benefits** | | | **$100,557.64** | **($100,557.64)** |
| 717000 | Budget Pool-Contracted Services | | $2,400.00 | ($2,400.00) |
| 730000 | Budget Pool-Supplies | | $4,090.00 | ($4,090.00) |
| 737930 | Cost Recovery-Supplies | | ($24,198.00) | $24,198.00 |
| 740000 | Budget Pool-Travel | | $2,000.00 | ($2,000.00) |
| 750000 | Budget Pool-Info & Communications | | $23,341.00 | ($23,341.00) |
| 760000 | Budget Pool-Maintenance & Repair | | $325.00 | ($325.00) |
| 774100 | Data Processing Equipmnt Use-Intrnl | | $60,552.47 | ($60,552.47) |
| 777000 | Budget Pool-Other Miscellaneous | | $20,000.00 | ($20,000.00) |
| **Total Operation** | | | **$88,510.47** | **($88,510.47)** |
| 879300 | Plant O&M Cost Allocatn E&G-Debit | | $26,183.44 | ($26,183.44) |
| 879890 | Earning Support/Trsf-Credit | | ($422,912.20) | $422,912.20 |
| **Total Transfers** | | | **($396,728.76)** | **$396,728.76** |
| **Net Contribution (use) of Unallocated General: CNF555** | | **$35,145.10** | **$45,190.25** | **($10,045.15)** |

Report Package: Operating Ledger
report created by: Cats

Dec 4, 2007 3:40:50 PM

# BUDGET REPORT

Organization: 211500
R/E Event Services

Report Name: Budget Report by Account

Fiscal Year: 2007-08

| ACCOUNT | ACCOUNT_DESC | Revenue Dollars | Expense Dollars | Net Contribution |
|---|---|---|---|---|
| 611100 | Unclassified-Contract | | $178,062.30 | ($178,062.30) |
| 612000 | Classified-Budget Pool | | $67,788.60 | ($67,788.60) |
| **Total Personnel Services** | | | **$245,850.90** | **($245,850.90)** |
| 621100 | Staff Benefits-Unclassified | | $68,375.94 | ($68,375.94) |
| 622100 | Staff Benefits-Classified/Exmt Hrly | | $31,521.70 | ($31,521.70) |
| **Total Benefits** | | | **$99,897.64** | **($99,897.64)** |
| 730000 | Budget Pool-Supplies | | $1,000.00 | ($1,000.00) |
| 737930 | Cost Recovery-Supplies | | ($24,198.00) | $24,198.00 |
| 750000 | Budget Pool-Info & Communications | | $3,341.00 | ($3,341.00) |
| 760000 | Budget Pool-Maintenance & Repair | | $325.00 | ($325.00) |
| 774100 | Data Processing Equipmnt Use-Intrnl | | $60,447.37 | ($60,447.37) |
| **Total Operation** | | | **$40,915.37** | **($40,915.37)** |
| 879300 | Plant O&M Cost Allocatn E&G-Debit | | $26,183.44 | ($26,183.44) |
| 879890 | Earning Support/Trsf-Credit | | ($422,912.20) | $422,912.20 |
| **Total Transfers** | | | **($396,728.76)** | **$396,728.76** |
| **Net Contribution (use) of Unallocated General: 211500** | | | **($10,064.85)** | **$10,064.85** |

Report Package: Operating Ledger
report created by: Cats

Dec 4, 2007 3:42:57 PM

# BUDGET REPORT

Organization: 211503
Employee Recognition Awards

Report Name: Budget Report by Account

Fiscal Year: 2007-08

| ACCOUNT | ACCOUNT_DESC | Revenue Dollars | Expense Dollars | Net Contribution |
|---|---|---|---|---|
| 777000 | Budget Pool-Other Miscellaneous | | $20,000.00 | ($20,000.00) |
| Total Operation | | | **$20,000.00** | **($20,000.00)** |
| Net Contribution (use) of Unallocated General: 211503 | | | **$20,000.00** | **($20,000.00)** |

Report Package: Operating Ledger
report created by: Cats

Dec 4, 2007 3:42:57 PM

# BUDGET REPORT

Organization: 211505
R/E PHR Certification Courses

Report Name: Budget Report by Account

Fiscal Year: 2007-08

| ACCOUNT | ACCOUNT_DESC | Revenue Dollars | Expense Dollars | Net Contribution |
|---|---|---|---|---|
| 505380 | Registratn Fee-Noninstructionl Evnt | $35,145.10 | | $35,145.10 |
| **Total Revenue** | | **$35,145.10** | | **$35,145.10** |
| 615000 | Faculty-Other Budget Pool | | $5,000.00 | ($5,000.00) |
| 616000 | Student Wages-Budget Pool | | $2,000.00 | ($2,000.00) |
| **Total Personnel Services** | | | **$7,000.00** | **($7,000.00)** |
| 623200 | Staff Benefits-Faculty Part Time | | $660.00 | ($660.00) |
| **Total Benefits** | | | **$660.00** | **($660.00)** |
| 717000 | Budget Pool-Contracted Services | | $2,400.00 | ($2,400.00) |
| 730000 | Budget Pool-Supplies | | $3,090.00 | ($3,090.00) |
| 740000 | Budget Pool-Travel | | $2,000.00 | ($2,000.00) |
| 750000 | Budget Pool-Info & Communications | | $20,000.00 | ($20,000.00) |
| 774100 | Data Processing Equipmnt Use-Intrnl | | $105.10 | ($105.10) |
| **Total Operation** | | | **$27,595.10** | **($27,595.10)** |
| **Net Contribution (use) of Unallocated General: 211505** | | **$35,145.10** | **$35,255.10** | **($110.00)** |

Report Package: Operating Ledger
report created by: Cats

Dec 4, 2007 3:42:57 PM

# BUDGET REPORT

Organization: CRN555
Campus Recreation

Report Name: Budget Report by Account

Fiscal Year: 2007-08

| ACCOUNT | ACCOUNT_DESC | Revenue Dollars | Expense Dollars | Net Contribution |
|---|---|---|---|---|
| 611100 | Unclassified-Contract | | $195,671.03 | ($195,671.03) |
| 611109 | Unclassified-Vacancy Credit BgtPool | | $4,871.00 | ($4,871.00) |
| 611500 | Graduate Assistants | | $26,352.07 | ($26,352.07) |
| 615000 | Faculty-Other Budget Pool | | $1,500.00 | ($1,500.00) |
| 616000 | Student Wages-Budget Pool | | $47,149.00 | ($47,149.00) |
| **Total Personnel Services** | | | **$275,543.10** | **($275,543.10)** |
| 621100 | Staff Benefits-Unclassified | | $75,137.67 | ($75,137.67) |
| 623200 | Staff Benefits-Faculty Part Time | | $198.00 | ($198.00) |
| **Total Benefits** | | | **$75,335.67** | **($75,335.67)** |
| 717000 | Budget Pool-Contracted Services | | $267.00 | ($267.00) |
| 730000 | Budget Pool-Supplies | | $12,942.00 | ($12,942.00) |
| 740000 | Budget Pool-Travel | | $18,543.00 | ($18,543.00) |
| 750000 | Budget Pool-Info & Communications | | $18,496.00 | ($18,496.00) |
| 760000 | Budget Pool-Maintenance & Repair | | $1,000.00 | ($1,000.00) |
| 773400 | Waivers-GA Academic In State | | $31,991.44 | ($31,991.44) |
| 773420 | Waivers-GA Summer In State | | $25,846.08 | ($25,846.08) |
| 774100 | Data Processing Equipmnt Use-Intrnl | | $37,171.75 | ($37,171.75) |
| **Total Operation** | | | **$146,257.27** | **($146,257.27)** |
| **Net Contribution (use) of Unallocated General: CRN555** | | | **$497,136.04** | **($497,136.04)** |

Report Package: Operating Ledger
report created by: Cats

Dec 4, 2007 3:40:50 PM

# BUDGET REPORT

Organization: 211190
Campus Recreation Admin

Report Name: Budget Report by Account

Fiscal Year: 2007-08

| ACCOUNT | ACCOUNT_DESC | Revenue Dollars | Expense Dollars | Net Contribution |
|---|---|---|---|---|
| 611100 | Unclassified-Contract | | $195,671.03 | ($195,671.03) |
| 611109 | Unclassified-Vacancy Credit BgtPool | | $4,871.00 | ($4,871.00) |
| 611500 | Graduate Assistants | | $26,352.07 | ($26,352.07) |
| 615000 | Faculty-Other Budget Pool | | $1,500.00 | ($1,500.00) |
| 616000 | Student Wages-Budget Pool | | $47,149.00 | ($47,149.00) |
| **Total Personnel Services** | | | **$275,543.10** | **($275,543.10)** |
| 621100 | Staff Benefits-Unclassified | | $75,137.67 | ($75,137.67) |
| 623200 | Staff Benefits-Faculty Part Time | | $198.00 | ($198.00) |
| **Total Benefits** | | | **$75,335.67** | **($75,335.67)** |
| 717000 | Budget Pool-Contracted Services | | $267.00 | ($267.00) |
| 730000 | Budget Pool-Supplies | | $12,942.00 | ($12,942.00) |
| 740000 | Budget Pool-Travel | | $18,543.00 | ($18,543.00) |
| 750000 | Budget Pool-Info & Communications | | $18,496.00 | ($18,496.00) |
| 760000 | Budget Pool-Maintenance & Repair | | $1,000.00 | ($1,000.00) |
| 773400 | Waivers-GA Academic In State | | $31,991.44 | ($31,991.44) |
| 773420 | Waivers-GA Summer In State | | $25,846.08 | ($25,846.08) |
| 774100 | Data Processing Equipmnt Use-Intrnl | | $37,171.75 | ($37,171.75) |
| **Total Operation** | | | **$146,257.27** | **($146,257.27)** |
| **Net Contribution (use) of Unallocated General: 211190** | | | **$497,136.04** | **($497,136.04)** |

Report Package: Operating Ledger
report created by: Cats

Dec 4, 2007 3:42:57 PM

# BUDGET REPORT

Organization: SUN555
Student Union

Report Name: Budget Report by Account

Fiscal Year: 2007-08

| ACCOUNT | ACCOUNT_DESC | Revenue Dollars | Expense Dollars | Net Contribution |
|---|---|---|---|---|
| 505250 | Departmental Sales & Service | $45,400.00 | | $45,400.00 |
| 507150 | Commissions Income | $4,000.00 | | $4,000.00 |
| 507450 | Rental Income | $23,000.00 | | $23,000.00 |
| **Total Revenue** | | **$72,400.00** | | **$72,400.00** |
| 611100 | Unclassified-Contract | | $203,474.62 | ($203,474.62) |
| 611500 | Graduate Assistants | | $16,292.59 | ($16,292.59) |
| 612000 | Classified-Budget Pool | | $22,683.56 | ($22,683.56) |
| 616000 | Student Wages-Budget Pool | | $214,294.00 | ($214,294.00) |
| **Total Personnel Services** | | | **$456,744.77** | **($456,744.77)** |
| 621100 | Staff Benefits-Unclassified | | $78,133.81 | ($78,133.81) |
| 622100 | Staff Benefits-Classified/Exmt Hrly | | $10,547.51 | ($10,547.51) |
| **Total Benefits** | | | **$88,681.32** | **($88,681.32)** |
| 717000 | Budget Pool-Contracted Services | | $10,665.93 | ($10,665.93) |
| 730000 | Budget Pool-Supplies | | $9,150.00 | ($9,150.00) |
| 740000 | Budget Pool-Travel | | $47,520.00 | ($47,520.00) |
| 747930 | Cost Recovery-Travel | | ($9,500.00) | $9,500.00 |
| 750000 | Budget Pool-Info & Communications | | $31,966.00 | ($31,966.00) |
| 760000 | Budget Pool-Maintenance & Repair | | $8,700.00 | ($8,700.00) |
| 767930 | Cost Recovery-Maintenance & Repair | | ($5,500.00) | $5,500.00 |
| 773400 | Waivers-GA Academic In State | | $18,227.76 | ($18,227.76) |
| 773420 | Waivers-GA Summer In State | | $10,411.32 | ($10,411.32) |
| 774100 | Data Processing Equipmnt Use-Intrnl | | $19,061.08 | ($19,061.08) |
| 775000 | Budget Pool-Equipment Rental Charge | | $700.00 | ($700.00) |
| 777000 | Budget Pool-Other Miscellaneous | | ($6,808.68) | $6,808.68 |
| **Total Operation** | | | **$134,593.41** | **($134,593.41)** |
| 878300 | Plant O&M Cost Allocatn Aux-Debit | | $875,622.55 | ($875,622.55) |
| 878700 | Indirect Costs Aux-Debit | | $59,212.00 | ($59,212.00) |
| 879800 | Debt Payment-MT-Debit | | $921,437.50 | ($921,437.50) |
| 879840 | Renewal & Replacement-Debit | | $121,250.00 | ($121,250.00) |
| 879870 | Auxiliary Support/Trsf-Credit | | ($2,580,141.55) | $2,580,141.55 |
| 879890 | Earning Support/Trsf-Credit | | ($5,000.00) | $5,000.00 |
| **Total Transfers** | | | **($607,619.50)** | **$607,619.50** |
| **Net Contribution (use) of Unallocated General: SUN555** | | **$72,400.00** | **$72,400.00** | **$0.00** |

Report Package: Operating Ledger
report created by: Cats

Dec 4, 2007 3:40:50 PM

# BUDGET REPORT

Organization: 211225
R/E Madrigal Dinner

Report Name: Budget Report by Account

Fiscal Year: 2007-08

| ACCOUNT | ACCOUNT_DESC | Revenue Dollars | Expense Dollars | Net Contribution |
|---|---|---|---|---|
| 505250 | Departmental Sales & Service | $45,400.00 | | $45,400.00 |
| **Total Revenue** | | **$45,400.00** | | **$45,400.00** |
| 717000 | Budget Pool-Contracted Services | | $10,500.00 | ($10,500.00) |
| 730000 | Budget Pool-Supplies | | $2,500.00 | ($2,500.00) |
| 740000 | Budget Pool-Travel | | $36,000.00 | ($36,000.00) |
| 747930 | Cost Recovery-Travel | | ($7,500.00) | $7,500.00 |
| 750000 | Budget Pool-Info & Communications | | $8,000.00 | ($8,000.00) |
| 760000 | Budget Pool-Maintenance & Repair | | $200.00 | ($200.00) |
| 775000 | Budget Pool-Equipment Rental Charge | | $700.00 | ($700.00) |
| **Total Operation** | | | **$50,400.00** | **($50,400.00)** |
| 879890 | Earning Support/Trsf-Credit | | ($5,000.00) | $5,000.00 |
| **Total Transfers** | | | **($5,000.00)** | **$5,000.00** |
| **Net Contribution (use) of Unallocated General: 211225** | | **$45,400.00** | **$45,400.00** | **$0.00** |

Report Package: Operating Ledger
report created by: Cats

Dec 4, 2007 3:42:57 PM

# BUDGET REPORT

Organization: 442000
Student Union

Report Name: Budget Report by Account

Fiscal Year: 2007-08

| ACCOUNT | ACCOUNT_DESC | Revenue Dollars | Expense Dollars | Net Contribution |
|---|---|---|---|---|
| 507150 | Commissions Income | $4,000.00 | | $4,000.00 |
| 507450 | Rental Income | $23,000.00 | | $23,000.00 |
| **Total Revenue** | | **$27,000.00** | | **$27,000.00** |
| 611100 | Unclassified-Contract | | $203,474.62 | ($203,474.62) |
| 611500 | Graduate Assistants | | $9,221.27 | ($9,221.27) |
| 612000 | Classified-Budget Pool | | $22,683.56 | ($22,683.56) |
| 616000 | Student Wages-Budget Pool | | $211,706.00 | ($211,706.00) |
| **Total Personnel Services** | | | **$447,085.45** | **($447,085.45)** |
| 621100 | Staff Benefits-Unclassified | | $78,133.81 | ($78,133.81) |
| 622100 | Staff Benefits-Classified/Exmt Hrly | | $10,547.51 | ($10,547.51) |
| **Total Benefits** | | | **$88,681.32** | **($88,681.32)** |
| 717000 | Budget Pool-Contracted Services | | $165.93 | ($165.93) |
| 730000 | Budget Pool-Supplies | | $6,650.00 | ($6,650.00) |
| 740000 | Budget Pool-Travel | | $11,520.00 | ($11,520.00) |
| 747930 | Cost Recovery-Travel | | ($2,000.00) | $2,000.00 |
| 750000 | Budget Pool-Info & Communications | | $23,966.00 | ($23,966.00) |
| 760000 | Budget Pool-Maintenance & Repair | | $8,500.00 | ($8,500.00) |
| 767930 | Cost Recovery-Maintenance & Repair | | ($5,500.00) | $5,500.00 |
| 773400 | Waivers-GA Academic In State | | $9,113.88 | ($9,113.88) |
| 773420 | Waivers-GA Summer In State | | $5,205.66 | ($5,205.66) |
| 774100 | Data Processing Equipmnt Use-Intrnl | | $19,061.08 | ($19,061.08) |
| 777000 | Budget Pool-Other Miscellaneous | | ($8,808.68) | $8,808.68 |
| **Total Operation** | | | **$67,873.87** | **($67,873.87)** |
| 878300 | Plant O&M Cost Allocatn Aux-Debit | | $875,622.55 | ($875,622.55) |
| 878700 | Indirect Costs Aux-Debit | | $59,212.00 | ($59,212.00) |
| 879800 | Debt Payment-MT-Debit | | $921,437.50 | ($921,437.50) |
| 879840 | Renewal & Replacement-Debit | | $121,250.00 | ($121,250.00) |
| **Total Transfers** | | | **$1,977,522.05** | **($1,977,522.05)** |
| **Net Contribution (use) of Unallocated General: 442000** | | **$27,000.00** | **$2,581,162.69** | **($2,554,162.69)** |

Report Package: Operating Ledger
report created by: Cats

Dec 4, 2007 3:42:57 PM

# BUDGET REPORT

Organization: 442200
R-Student Union Swimming Pool

Report Name: Budget Report by Account

Fiscal Year: 2007-08

| ACCOUNT | ACCOUNT_DESC | Revenue Dollars | Expense Dollars | Net Contribution |
|---|---|---|---|---|
| 611500 | Graduate Assistants | | $7,071.32 | ($7,071.32) |
| 616000 | Student Wages-Budget Pool | | $2,588.00 | ($2,588.00) |
| Total Personnel Services | | | **$9,659.32** | **($9,659.32)** |
| 773400 | Waivers-GA Academic In State | | $9,113.88 | ($9,113.88) |
| 773420 | Waivers-GA Summer In State | | $5,205.66 | ($5,205.66) |
| 777000 | Budget Pool-Other Miscellaneous | | $2,000.00 | ($2,000.00) |
| Total Operation | | | **$16,319.54** | **($16,319.54)** |
| Net Contribution (use) of Unallocated General: 442200 | | | **$25,978.86** | **($25,978.86)** |

Report Package: Operating Ledger
report created by: Cats

Dec 4, 2007 3:42:57 PM

# BUDGET REPORT

Organization: 442995
Student Union-Educ & Gen Support

Report Name: Budget Report by Account

Fiscal Year: 2007-08

| ACCOUNT | ACCOUNT_DESC | Revenue Dollars | Expense Dollars | Net Contribution |
|---|---|---|---|---|
| 879870 | Auxiliary Support/Trsf-Credit | | ($2,580,141.55) | $2,580,141.55 |
| Total Transfers | | | **($2,580,141.55)** | **$2,580,141.55** |
| Net Contribution (use) of Unallocated General: 442995 | | | **($2,580,141.55)** | **$2,580,141.55** |

Report Package: Operating Ledger
report created by: Cats

Dec 4, 2007 3:42:57 PM

# BUDGET REPORT

Organization: VPSA
VP-Student Affairs

Report Name: Budget Report by Account

Fiscal Year: 2007-08

| ACCOUNT | ACCOUNT_DESC | Revenue Dollars | Expense Dollars | Net Contribution |
|---|---|---|---|---|
| 502600 | Miscellaneous Student Fees | $3,200.00 | | $3,200.00 |
| 504980 | Gifts-WSU Foundation | $465,521.00 | | $465,521.00 |
| 505250 | Departmental Sales & Service | $294,253.00 | | $294,253.00 |
| 505290 | Event Sponsorship Income | $275,000.00 | | $275,000.00 |
| 505400 | Locker Rental | $1,000.00 | | $1,000.00 |
| 505650 | Athletic Ticket Sales | $334,800.00 | | $334,800.00 |
| 505680 | Athletic Guarantees | $27,500.00 | | $27,500.00 |
| 505690 | Athletic Camp Income | $151,500.00 | | $151,500.00 |
| 507190 | Athletic Conference Income | $229,000.00 | | $229,000.00 |
| 507350 | Miscellaneous Income | $89,500.00 | | $89,500.00 |
| **Total Revenue** | | **$1,871,274.00** | | **$1,871,274.00** |
| 611100 | Unclassified-Contract | | $3,707,284.05 | ($3,707,284.05) |
| 611110 | Unclassified-<51percent | | $11,126.69 | ($11,126.69) |
| 611500 | Graduate Assistants | | $17,391.30 | ($17,391.30) |
| 611510 | Graduate Assistants-Summer | | $1,363.75 | ($1,363.75) |
| 612000 | Classified-Budget Pool | | $1,322,732.86 | ($1,322,732.86) |
| 612109 | Classified-Vacancy Credit BP | | $3,036.00 | ($3,036.00) |
| 612150 | Classified-Retirees | | $244.34 | ($244.34) |
| 612200 | NonExempt Unclassified Hourly | | $132,606.08 | ($132,606.08) |
| 613000 | Classified-Overtime Budget Pool | | $40,561.00 | ($40,561.00) |
| 615000 | Faculty-Other Budget Pool | | $64,200.00 | ($64,200.00) |
| 615300 | Faculty-Summer | | $10,000.00 | ($10,000.00) |
| 616000 | Student Wages-Budget Pool | | $282,342.00 | ($282,342.00) |
| **Total Personnel Services** | | | **$5,592,888.07** | **($5,592,888.07)** |
| 621100 | Staff Benefits-Unclassified | | $1,474,684.10 | ($1,474,684.10) |
| 621110 | Staff Benefits-Unclassified<51%/Ret | | $1,668.99 | ($1,668.99) |
| 622100 | Staff Benefits-Classified/Exmt Hrly | | $641,598.81 | ($641,598.81) |
| 622130 | Staff Benefits-Classified-Overtime | | $15,742.28 | ($15,742.28) |
| 623200 | Staff Benefits-Faculty Part Time | | $8,489.00 | ($8,489.00) |
| **Total Benefits** | | | **$2,142,183.18** | **($2,142,183.18)** |
| 717000 | Budget Pool-Contracted Services | | $214,368.00 | ($214,368.00) |
| 730000 | Budget Pool-Supplies | | $373,829.00 | ($373,829.00) |
| 740000 | Budget Pool-Travel | | $1,049,598.00 | ($1,049,598.00) |

Report Package: Operating Ledger
report created by: Cats

Dec 4, 2007 3:36:33 PM

# BUDGET REPORT

Report Name: Budget Report by Account

Organization: VPSA
VP-Student Affairs

Fiscal Year: 2007-08

| ACCOUNT | ACCOUNT_DESC | Revenue Dollars | Expense Dollars | Net Contribution |
|---|---|---|---|---|
| 750000 | Budget Pool-Info & Communications | | $432,847.00 | ($432,847.00) |
| 760000 | Budget Pool-Maintenance & Repair | | $118,181.00 | ($118,181.00) |
| 770100 | Insurance | | $70,000.00 | ($70,000.00) |
| 773000 | Budget Pool-Scholarships&Fellowshps | | $2,879,873.00 | ($2,879,873.00) |
| 773400 | Waivers-GA Academic In State | | $26,825.76 | ($26,825.76) |
| 773420 | Waivers-GA Summer In State | | $15,322.32 | ($15,322.32) |
| 774100 | Data Processing Equipmnt Use-Intrnl | | $458,049.75 | ($458,049.75) |
| 775000 | Budget Pool-Equipment Rental Charge | | $9,191.00 | ($9,191.00) |
| 777000 | Budget Pool-Other Miscellaneous | | $212,763.00 | ($212,763.00) |
| **Total Operation** | | | **$5,860,847.83** | **($5,860,847.83)** |
| 878300 | Plant O&M Cost Allocatn Aux-Debit | | $388,566.00 | ($388,566.00) |
| 878700 | Indirect Costs Aux-Debit | | $141,824.00 | ($141,824.00) |
| 879100 | S/C Svc Cost Allocation-Debit | | $96,266.00 | ($96,266.00) |
| 879200 | Student Health Cost Allocatn-Debit | | $391,702.19 | ($391,702.19) |
| 879210 | Student Health Cost Allocatn-Credit | | ($7,091.78) | $7,091.78 |
| 879870 | Auxiliary Support/Trsf-Credit | | ($7,026,661.81) | $7,026,661.81 |
| 879880 | Earning Support/Trsf-Debit | | $692,134.49 | ($692,134.49) |
| 879890 | Earning Support/Trsf-Credit | | ($204,549.29) | $204,549.29 |
| **Total Transfers** | | | **($5,527,810.20)** | **$5,527,810.20** |
| **Net Contribution (use) of Unallocated General: VPSA** | | **$1,871,274.00** | **$8,068,108.88** | **($6,196,834.88)** |

Report Package: Operating Ledger
report created by: Cats

Dec 4, 2007 3:36:33 PM

# BUDGET REPORT

Organization: CNS55
Counseling Services

Report Name: Budget Report by Account

Fiscal Year: 2007-08

| ACCOUNT | ACCOUNT_DESC | Revenue Dollars | Expense Dollars | Net Contribution |
|---|---|---|---|---|
| 879100 | S/C Svc Cost Allocation-Debit | | $96,266.00 | ($96,266.00) |
| Total Transfers | | | **$96,266.00** | **($96,266.00)** |
| Net Contribution (use) of Unallocated General: CNS55 | | | **$96,266.00** | **($96,266.00)** |

Report Package: Operating Ledger
report created by: Cats

Dec 4, 2007 3:39:05 PM

# BUDGET REPORT

Organization: CNS555
Counseling Services

Report Name: Budget Report by Account

Fiscal Year: 2007-08

| ACCOUNT | ACCOUNT_DESC | Revenue Dollars | Expense Dollars | Net Contribution |
|---|---|---|---|---|
| 879100 | S/C Svc Cost Allocation-Debit | | $96,266.00 | ($96,266.00) |
| Total Transfers | | | **$96,266.00** | **($96,266.00)** |
| Net Contribution (use) of Unallocated General: CNS555 | | | **$96,266.00** | **($96,266.00)** |

Report Package: Operating Ledger
report created by: Cats

Dec 4, 2007 3:40:50 PM

# BUDGET REPORT

Organization: 211130
Counseling Services

Report Name: Budget Report by Account

Fiscal Year: 2007-08

| ACCOUNT | ACCOUNT_DESC | Revenue Dollars | Expense Dollars | Net Contribution |
|---|---|---|---|---|
| 879100 | S/C Svc Cost Allocation-Debit | | $96,266.00 | ($96,266.00) |
| Total Transfers | | | **$96,266.00** | **($96,266.00)** |
| Net Contribution (use) of Unallocated General: 211130 | | | **$96,266.00** | **($96,266.00)** |

Report Package: Operating Ledger
report created by: Cats

Dec 4, 2007 3:42:57 PM

# BUDGET REPORT

Organization: CRS55
Career Services

Report Name: Budget Report by Account

Fiscal Year: 2007-08

| ACCOUNT | ACCOUNT_DESC | Revenue Dollars | Expense Dollars | Net Contribution |
|---|---|---|---|---|
| 505250 | Departmental Sales & Service | $15,000.00 | | $15,000.00 |
| **Total Revenue** | | **$15,000.00** | | **$15,000.00** |
| 611100 | Unclassified-Contract | | $395,025.52 | ($395,025.52) |
| 611500 | Graduate Assistants | | $3,478.57 | ($3,478.57) |
| 612000 | Classified-Budget Pool | | $98,981.17 | ($98,981.17) |
| 612109 | Classified-Vacancy Credit BP | | ($1,674.00) | $1,674.00 |
| 612150 | Classified-Retirees | | $244.34 | ($244.34) |
| 616000 | Student Wages-Budget Pool | | $11,718.00 | ($11,718.00) |
| **Total Personnel Services** | | | **$507,773.60** | **($507,773.60)** |
| 621100 | Staff Benefits-Unclassified | | $151,803.42 | ($151,803.42) |
| 622100 | Staff Benefits-Classified/Exmt Hrly | | $46,026.73 | ($46,026.73) |
| **Total Benefits** | | | **$197,830.15** | **($197,830.15)** |
| 717000 | Budget Pool-Contracted Services | | $863.00 | ($863.00) |
| 730000 | Budget Pool-Supplies | | $7,175.00 | ($7,175.00) |
| 740000 | Budget Pool-Travel | | $5,025.00 | ($5,025.00) |
| 750000 | Budget Pool-Info & Communications | | $33,136.00 | ($33,136.00) |
| 760000 | Budget Pool-Maintenance & Repair | | $600.00 | ($600.00) |
| 773400 | Waivers-GA Academic In State | | $8,941.92 | ($8,941.92) |
| 773420 | Waivers-GA Summer In State | | $5,107.44 | ($5,107.44) |
| 774100 | Data Processing Equipmnt Use-Intrnl | | $101,674.14 | ($101,674.14) |
| 775000 | Budget Pool-Equipment Rental Charge | | $1,451.00 | ($1,451.00) |
| 777000 | Budget Pool-Other Miscellaneous | | $1,298.00 | ($1,298.00) |
| **Total Operation** | | | **$165,271.50** | **($165,271.50)** |
| **Net Contribution (use) of Unallocated General: CRS55** | | **$15,000.00** | **$870,875.25** | **($855,875.25)** |

Report Package: Operating Ledger
report created by: Cats

Dec 4, 2007 3:39:05 PM

# BUDGET REPORT

Organization: CRS555
Career Services

Report Name: Budget Report by Account

Fiscal Year: 2007-08

| ACCOUNT | ACCOUNT_DESC | Revenue Dollars | Expense Dollars | Net Contribution |
|---|---|---|---|---|
| 505250 | Departmental Sales & Service | $15,000.00 | | $15,000.00 |
| **Total Revenue** | | **$15,000.00** | | **$15,000.00** |
| 611100 | Unclassified-Contract | | $395,025.52 | ($395,025.52) |
| 611500 | Graduate Assistants | | $3,478.57 | ($3,478.57) |
| 612000 | Classified-Budget Pool | | $98,981.17 | ($98,981.17) |
| 612109 | Classified-Vacancy Credit BP | | ($1,674.00) | $1,674.00 |
| 612150 | Classified-Retirees | | $244.34 | ($244.34) |
| 616000 | Student Wages-Budget Pool | | $11,718.00 | ($11,718.00) |
| **Total Personnel Services** | | | **$507,773.60** | **($507,773.60)** |
| 621100 | Staff Benefits-Unclassified | | $151,803.42 | ($151,803.42) |
| 622100 | Staff Benefits-Classified/Exmt Hrly | | $46,026.73 | ($46,026.73) |
| **Total Benefits** | | | **$197,830.15** | **($197,830.15)** |
| 717000 | Budget Pool-Contracted Services | | $863.00 | ($863.00) |
| 730000 | Budget Pool-Supplies | | $7,175.00 | ($7,175.00) |
| 740000 | Budget Pool-Travel | | $5,025.00 | ($5,025.00) |
| 750000 | Budget Pool-Info & Communications | | $33,136.00 | ($33,136.00) |
| 760000 | Budget Pool-Maintenance & Repair | | $600.00 | ($600.00) |
| 773400 | Waivers-GA Academic In State | | $8,941.92 | ($8,941.92) |
| 773420 | Waivers-GA Summer In State | | $5,107.44 | ($5,107.44) |
| 774100 | Data Processing Equipmnt Use-Intrnl | | $101,674.14 | ($101,674.14) |
| 775000 | Budget Pool-Equipment Rental Charge | | $1,451.00 | ($1,451.00) |
| 777000 | Budget Pool-Other Miscellaneous | | $1,298.00 | ($1,298.00) |
| **Total Operation** | | | **$165,271.50** | **($165,271.50)** |
| **Net Contribution (use) of Unallocated General: CRS555** | | **$15,000.00** | **$870,875.25** | **($855,875.25)** |

Report Package: Operating Ledger
report created by: Cats

Dec 4, 2007 3:40:50 PM

# BUDGET REPORT

Organization: 211160
Career Services

Report Name: Budget Report by Account

Fiscal Year: 2007-08

| ACCOUNT | ACCOUNT_DESC | Revenue Dollars | Expense Dollars | Net Contribution |
|---|---|---|---|---|
| 611100 | Unclassified-Contract | | $395,025.52 | ($395,025.52) |
| 611500 | Graduate Assistants | | $3,478.57 | ($3,478.57) |
| 612000 | Classified-Budget Pool | | $98,981.17 | ($98,981.17) |
| 612109 | Classified-Vacancy Credit BP | | ($1,674.00) | $1,674.00 |
| 612150 | Classified-Retirees | | $244.34 | ($244.34) |
| 616000 | Student Wages-Budget Pool | | $11,718.00 | ($11,718.00) |
| **Total Personnel Services** | | | **$507,773.60** | **($507,773.60)** |
| 621100 | Staff Benefits-Unclassified | | $151,803.42 | ($151,803.42) |
| 622100 | Staff Benefits-Classified/Exmt Hrly | | $46,026.73 | ($46,026.73) |
| **Total Benefits** | | | **$197,830.15** | **($197,830.15)** |
| 717000 | Budget Pool-Contracted Services | | $863.00 | ($863.00) |
| 730000 | Budget Pool-Supplies | | $4,175.00 | ($4,175.00) |
| 740000 | Budget Pool-Travel | | $5,025.00 | ($5,025.00) |
| 750000 | Budget Pool-Info & Communications | | $21,136.00 | ($21,136.00) |
| 760000 | Budget Pool-Maintenance & Repair | | $600.00 | ($600.00) |
| 773400 | Waivers-GA Academic In State | | $8,941.92 | ($8,941.92) |
| 773420 | Waivers-GA Summer In State | | $5,107.44 | ($5,107.44) |
| 774100 | Data Processing Equipmnt Use-Intrnl | | $101,674.14 | ($101,674.14) |
| 775000 | Budget Pool-Equipment Rental Charge | | $1,451.00 | ($1,451.00) |
| 777000 | Budget Pool-Other Miscellaneous | | $1,298.00 | ($1,298.00) |
| **Total Operation** | | | **$150,271.50** | **($150,271.50)** |
| **Net Contribution (use) of Unallocated General: 211160** | | | **$855,875.25** | **($855,875.25)** |

Report Package: Operating Ledger
report created by: Cats

Dec 4, 2007 3:42:57 PM

# BUDGET REPORT

Organization: 211161
R/E Career Services Credits

Report Name: Budget Report by Account

Fiscal Year: 2007-08

| ACCOUNT | ACCOUNT_DESC | Revenue Dollars | Expense Dollars | Net Contribution |
|---|---|---|---|---|
| 505250 | Departmental Sales & Service | $15,000.00 | | $15,000.00 |
| **Total Revenue** | | **$15,000.00** | | **$15,000.00** |
| 730000 | Budget Pool-Supplies | | $3,000.00 | ($3,000.00) |
| 750000 | Budget Pool-Info & Communications | | $12,000.00 | ($12,000.00) |
| **Total Operation** | | | **$15,000.00** | **($15,000.00)** |
| **Net Contribution (use) of Unallocated General: 211161** | | **$15,000.00** | **$15,000.00** | **$0.00** |

Report Package: Operating Ledger
report created by: Cats

Dec 4, 2007 3:42:57 PM

# BUDGET REPORT

Organization: GKA55
Judicial Services & Greek Affairs

Report Name: Budget Report by Account

Fiscal Year: 2007-08

| ACCOUNT | ACCOUNT_DESC | Revenue Dollars | Expense Dollars | Net Contribution |
|---|---|---|---|---|
| 507350 | Miscellaneous Income | $20,000.00 | | $20,000.00 |
| **Total Revenue** | | **$20,000.00** | | **$20,000.00** |
| 611100 | Unclassified-Contract | | $145,862.60 | ($145,862.60) |
| 611500 | Graduate Assistants | | $7,093.95 | ($7,093.95) |
| 612000 | Classified-Budget Pool | | $26,474.25 | ($26,474.25) |
| 616000 | Student Wages-Budget Pool | | $12,925.00 | ($12,925.00) |
| **Total Personnel Services** | | | **$192,355.80** | **($192,355.80)** |
| 621100 | Staff Benefits-Unclassified | | $56,011.24 | ($56,011.24) |
| 622100 | Staff Benefits-Classified/Exmt Hrly | | $12,310.53 | ($12,310.53) |
| **Total Benefits** | | | **$68,321.77** | **($68,321.77)** |
| 717000 | Budget Pool-Contracted Services | | $1,000.00 | ($1,000.00) |
| 730000 | Budget Pool-Supplies | | $7,500.00 | ($7,500.00) |
| 740000 | Budget Pool-Travel | | $6,252.00 | ($6,252.00) |
| 750000 | Budget Pool-Info & Communications | | $14,922.00 | ($14,922.00) |
| 773400 | Waivers-GA Academic In State | | $8,941.92 | ($8,941.92) |
| 773420 | Waivers-GA Summer In State | | $5,107.44 | ($5,107.44) |
| 774100 | Data Processing Equipmnt Use-Intrnl | | $37,141.24 | ($37,141.24) |
| 775000 | Budget Pool-Equipment Rental Charge | | $360.00 | ($360.00) |
| 777000 | Budget Pool-Other Miscellaneous | | $4,326.00 | ($4,326.00) |
| **Total Operation** | | | **$85,550.60** | **($85,550.60)** |
| 879890 | Earning Support/Trsf-Credit | | ($204,549.29) | $204,549.29 |
| **Total Transfers** | | | **($204,549.29)** | **$204,549.29** |
| **Net Contribution (use) of Unallocated General: GKA55** | | **$20,000.00** | **$141,678.88** | **($121,678.88)** |

Report Package: Operating Ledger
report created by: Cats

Dec 4, 2007 3:39:05 PM

# BUDGET REPORT

Organization: GKA555
Judicial Services & Greek Affairs

Report Name: Budget Report by Account

Fiscal Year: 2007-08

| ACCOUNT | ACCOUNT_DESC | Revenue Dollars | Expense Dollars | Net Contribution |
|---|---|---|---|---|
| 507350 | Miscellaneous Income | $20,000.00 | | $20,000.00 |
| **Total Revenue** | | **$20,000.00** | | **$20,000.00** |
| 611100 | Unclassified-Contract | | $145,862.60 | ($145,862.60) |
| 611500 | Graduate Assistants | | $7,093.95 | ($7,093.95) |
| 612000 | Classified-Budget Pool | | $26,474.25 | ($26,474.25) |
| 616000 | Student Wages-Budget Pool | | $12,925.00 | ($12,925.00) |
| **Total Personnel Services** | | | **$192,355.80** | **($192,355.80)** |
| 621100 | Staff Benefits-Unclassified | | $56,011.24 | ($56,011.24) |
| 622100 | Staff Benefits-Classified/Exmt Hrly | | $12,310.53 | ($12,310.53) |
| **Total Benefits** | | | **$68,321.77** | **($68,321.77)** |
| 717000 | Budget Pool-Contracted Services | | $1,000.00 | ($1,000.00) |
| 730000 | Budget Pool-Supplies | | $7,500.00 | ($7,500.00) |
| 740000 | Budget Pool-Travel | | $6,252.00 | ($6,252.00) |
| 750000 | Budget Pool-Info & Communications | | $14,922.00 | ($14,922.00) |
| 773400 | Waivers-GA Academic In State | | $8,941.92 | ($8,941.92) |
| 773420 | Waivers-GA Summer In State | | $5,107.44 | ($5,107.44) |
| 774100 | Data Processing Equipmnt Use-Intrnl | | $37,141.24 | ($37,141.24) |
| 775000 | Budget Pool-Equipment Rental Charge | | $360.00 | ($360.00) |
| 777000 | Budget Pool-Other Miscellaneous | | $4,326.00 | ($4,326.00) |
| **Total Operation** | | | **$85,550.60** | **($85,550.60)** |
| 879890 | Earning Support/Trsf-Credit | | ($204,549.29) | $204,549.29 |
| **Total Transfers** | | | **($204,549.29)** | **$204,549.29** |
| **Net Contribution (use) of Unallocated General: GKA555** | | **$20,000.00** | **$141,678.88** | **($121,678.88)** |

Report Package: Operating Ledger
report created by: Cats

Dec 4, 2007 3:40:50 PM

# BUDGET REPORT

Organization: 211007
R/E Judicial Affairs

Report Name: Budget Report by Account

Fiscal Year: 2007-08

| ACCOUNT | ACCOUNT_DESC | Revenue Dollars | Expense Dollars | Net Contribution |
|---|---|---|---|---|
| 507350 | Miscellaneous Income | $20,000.00 | | $20,000.00 |
| **Total Revenue** | | **$20,000.00** | | **$20,000.00** |
| 611100 | Unclassified-Contract | | $72,499.82 | ($72,499.82) |
| 611500 | Graduate Assistants | | $6,825.37 | ($6,825.37) |
| 612000 | Classified-Budget Pool | | $26,474.25 | ($26,474.25) |
| 616000 | Student Wages-Budget Pool | | $12,200.00 | ($12,200.00) |
| **Total Personnel Services** | | | **$117,999.44** | **($117,999.44)** |
| 621100 | Staff Benefits-Unclassified | | $27,839.93 | ($27,839.93) |
| 622100 | Staff Benefits-Classified/Exmt Hrly | | $12,310.53 | ($12,310.53) |
| **Total Benefits** | | | **$40,150.46** | **($40,150.46)** |
| 717000 | Budget Pool-Contracted Services | | $1,000.00 | ($1,000.00) |
| 730000 | Budget Pool-Supplies | | $7,500.00 | ($7,500.00) |
| 740000 | Budget Pool-Travel | | $5,000.00 | ($5,000.00) |
| 750000 | Budget Pool-Info & Communications | | $14,922.00 | ($14,922.00) |
| 773400 | Waivers-GA Academic In State | | $8,941.92 | ($8,941.92) |
| 773420 | Waivers-GA Summer In State | | $5,107.44 | ($5,107.44) |
| 774100 | Data Processing Equipmnt Use-Intrnl | | $18,570.62 | ($18,570.62) |
| 775000 | Budget Pool-Equipment Rental Charge | | $360.00 | ($360.00) |
| 777000 | Budget Pool-Other Miscellaneous | | $969.00 | ($969.00) |
| **Total Operation** | | | **$62,370.98** | **($62,370.98)** |
| 879890 | Earning Support/Trsf-Credit | | ($204,549.29) | $204,549.29 |
| **Total Transfers** | | | **($204,549.29)** | **$204,549.29** |
| **Net Contribution (use) of Unallocated General: 211007** | | **$20,000.00** | **$15,971.59** | **$4,028.41** |

Report Package: Operating Ledger
report created by: Cats

Dec 4, 2007 3:42:57 PM

# BUDGET REPORT

Organization: 211210
Greek Life

Report Name: Budget Report by Account

Fiscal Year: 2007-08

| ACCOUNT | ACCOUNT_DESC | Revenue Dollars | Expense Dollars | Net Contribution |
|---|---|---|---|---|
| 611100 | Unclassified-Contract | | $73,362.78 | ($73,362.78) |
| 611500 | Graduate Assistants | | $268.58 | ($268.58) |
| 616000 | Student Wages-Budget Pool | | $725.00 | ($725.00) |
| **Total Personnel Services** | | | **$74,356.36** | **($74,356.36)** |
| 621100 | Staff Benefits-Unclassified | | $28,171.31 | ($28,171.31) |
| **Total Benefits** | | | **$28,171.31** | **($28,171.31)** |
| 740000 | Budget Pool-Travel | | $1,252.00 | ($1,252.00) |
| 774100 | Data Processing Equipmnt Use-Intrnl | | $18,570.62 | ($18,570.62) |
| 777000 | Budget Pool-Other Miscellaneous | | $3,357.00 | ($3,357.00) |
| **Total Operation** | | | **$23,179.62** | **($23,179.62)** |
| **Net Contribution (use) of Unallocated General: 211210** | | | **$125,707.29** | **($125,707.29)** |

Report Package: Operating Ledger
report created by: Cats

Dec 4, 2007 3:42:57 PM

# BUDGET REPORT

Organization: IAC55
Intercollegiate Athletics

Report Name: Budget Report by Account

Fiscal Year: 2007-08

| ACCOUNT | ACCOUNT_DESC | Revenue Dollars | Expense Dollars | Net Contribution |
|---|---|---|---|---|
| 504980 | Gifts-WSU Foundation | $465,521.00 | | $465,521.00 |
| 505250 | Departmental Sales & Service | $173,600.00 | | $173,600.00 |
| 505290 | Event Sponsorship Income | $275,000.00 | | $275,000.00 |
| 505400 | Locker Rental | $1,000.00 | | $1,000.00 |
| 505650 | Athletic Ticket Sales | $334,800.00 | | $334,800.00 |
| 505680 | Athletic Guarantees | $27,500.00 | | $27,500.00 |
| 505690 | Athletic Camp Income | $151,500.00 | | $151,500.00 |
| 507190 | Athletic Conference Income | $229,000.00 | | $229,000.00 |
| 507350 | Miscellaneous Income | $69,500.00 | | $69,500.00 |
| **Total Revenue** | | **$1,727,421.00** | | **$1,727,421.00** |
| 611100 | Unclassified-Contract | | $2,037,053.81 | ($2,037,053.81) |
| 611110 | Unclassified-<51percent | | $11,126.69 | ($11,126.69) |
| 612000 | Classified-Budget Pool | | $231,744.45 | ($231,744.45) |
| 612200 | NonExempt Unclassified Hourly | | $43,267.79 | ($43,267.79) |
| 613000 | Classified-Overtime Budget Pool | | $2,060.00 | ($2,060.00) |
| 615000 | Faculty-Other Budget Pool | | $62,200.00 | ($62,200.00) |
| 616000 | Student Wages-Budget Pool | | $49,400.00 | ($49,400.00) |
| **Total Personnel Services** | | | **$2,436,852.74** | **($2,436,852.74)** |
| 621100 | Staff Benefits-Unclassified | | $798,896.17 | ($798,896.17) |
| 621110 | Staff Benefits-Unclassified<51%/Ret | | $1,668.99 | ($1,668.99) |
| 622100 | Staff Benefits-Classified/Exmt Hrly | | $107,761.17 | ($107,761.17) |
| 622130 | Staff Benefits-Classified-Overtime | | $957.90 | ($957.90) |
| 623200 | Staff Benefits-Faculty Part Time | | $6,905.00 | ($6,905.00) |
| **Total Benefits** | | | **$916,189.23** | **($916,189.23)** |
| 717000 | Budget Pool-Contracted Services | | $145,676.00 | ($145,676.00) |
| 730000 | Budget Pool-Supplies | | $295,924.00 | ($295,924.00) |
| 740000 | Budget Pool-Travel | | $932,943.00 | ($932,943.00) |
| 750000 | Budget Pool-Info & Communications | | $319,569.00 | ($319,569.00) |
| 760000 | Budget Pool-Maintenance & Repair | | $106,000.00 | ($106,000.00) |
| 770100 | Insurance | | $70,000.00 | ($70,000.00) |
| 773000 | Budget Pool-Scholarships&Fellowshps | | $2,879,873.00 | ($2,879,873.00) |
| 774100 | Data Processing Equipmnt Use-Intrnl | | $110,666.00 | ($110,666.00) |
| 777000 | Budget Pool-Other Miscellaneous | | $10,000.00 | ($10,000.00) |

Report Package: Operating Ledger
report created by: Cats

Dec 4, 2007 3:39:05 PM

# BUDGET REPORT

Organization: IAC55
Intercollegiate Athletics

Report Name: Budget Report by Account

Fiscal Year: 2007-08

| ACCOUNT | ACCOUNT_DESC | Revenue Dollars | Expense Dollars | Net Contribution |
|---|---|---|---|---|
| **Total Operation** | | | **$4,870,651.00** | **($4,870,651.00)** |
| 878300 | Plant O&M Cost Allocatn Aux-Debit | | $388,566.00 | ($388,566.00) |
| 878700 | Indirect Costs Aux-Debit | | $141,824.00 | ($141,824.00) |
| 879870 | Auxiliary Support/Trsf-Credit | | ($7,026,661.81) | $7,026,661.81 |
| **Total Transfers** | | | **($6,496,271.81)** | **$6,496,271.81** |
| **Net Contribution (use) of Unallocated General: IAC55** | | **$1,727,421.00** | **$1,727,421.16** | **($0.16)** |

Report Package: Operating Ledger
report created by: Cats

Dec 4, 2007 3:39:05 PM

# BUDGET REPORT

Organization: AMP555
Athletics Marketing/Promotions

Report Name: Budget Report by Account

Fiscal Year: 2007-08

| ACCOUNT | ACCOUNT_DESC | Revenue Dollars | Expense Dollars | Net Contribution |
|---|---|---|---|---|
| 505290 | Event Sponsorship Income | $275,000.00 | | $275,000.00 |
| 507350 | Miscellaneous Income | $4,000.00 | | $4,000.00 |
| **Total Revenue** | | **$279,000.00** | | **$279,000.00** |
| 611100 | Unclassified-Contract | | $62,196.75 | ($62,196.75) |
| **Total Personnel Services** | | | **$62,196.75** | **($62,196.75)** |
| 621100 | Staff Benefits-Unclassified | | $23,883.55 | ($23,883.55) |
| **Total Benefits** | | | **$23,883.55** | **($23,883.55)** |
| 717000 | Budget Pool-Contracted Services | | $6,000.00 | ($6,000.00) |
| 730000 | Budget Pool-Supplies | | $3,000.00 | ($3,000.00) |
| 740000 | Budget Pool-Travel | | $2,000.00 | ($2,000.00) |
| 750000 | Budget Pool-Info & Communications | | $84,000.00 | ($84,000.00) |
| 774100 | Data Processing Equipmnt Use-Intrnl | | $490.00 | ($490.00) |
| 777000 | Budget Pool-Other Miscellaneous | | $10,000.00 | ($10,000.00) |
| **Total Operation** | | | **$105,490.00** | **($105,490.00)** |
| **Net Contribution (use) of Unallocated General: AMP555** | | **$279,000.00** | **$191,570.30** | **$87,429.70** |

Report Package: Operating Ledger
report created by: Cats

Dec 4, 2007 3:40:50 PM

# BUDGET REPORT

Organization: 444179

Report Name: Budget Report by Account

Athletics Marketing & Promotions

Fiscal Year: 2007-08

| ACCOUNT | ACCOUNT_DESC | Revenue Dollars | Expense Dollars | Net Contribution |
|---|---|---|---|---|
| 505290 | Event Sponsorship Income | $275,000.00 | | $275,000.00 |
| 507350 | Miscellaneous Income | $4,000.00 | | $4,000.00 |
| **Total Revenue** | | **$279,000.00** | | **$279,000.00** |
| 611100 | Unclassified-Contract | | $62,196.75 | ($62,196.75) |
| **Total Personnel Services** | | | **$62,196.75** | **($62,196.75)** |
| 621100 | Staff Benefits-Unclassified | | $23,883.55 | ($23,883.55) |
| **Total Benefits** | | | **$23,883.55** | **($23,883.55)** |
| 717000 | Budget Pool-Contracted Services | | $6,000.00 | ($6,000.00) |
| 730000 | Budget Pool-Supplies | | $3,000.00 | ($3,000.00) |
| 740000 | Budget Pool-Travel | | $2,000.00 | ($2,000.00) |
| 750000 | Budget Pool-Info & Communications | | $84,000.00 | ($84,000.00) |
| 774100 | Data Processing Equipmnt Use-Intrnl | | $490.00 | ($490.00) |
| 777000 | Budget Pool-Other Miscellaneous | | $10,000.00 | ($10,000.00) |
| **Total Operation** | | | **$105,490.00** | **($105,490.00)** |
| **Net Contribution (use) of Unallocated General: 444179** | | **$279,000.00** | **$191,570.30** | **$87,429.70** |

Report Package: Operating Ledger

report created by: Cats

Dec 4, 2007 3:42:57 PM

# BUDGET REPORT

Report Name: Budget Report by Account

Organization: BLM555
Men's Basketball

Fiscal Year: 2007-08

| ACCOUNT | ACCOUNT_DESC | Revenue Dollars | Expense Dollars | Net Contribution |
|---|---|---|---|---|
| 504980 | Gifts-WSU Foundation | $150,000.00 | | $150,000.00 |
| 505650 | Athletic Ticket Sales | $325,000.00 | | $325,000.00 |
| 505690 | Athletic Camp Income | $26,500.00 | | $26,500.00 |
| **Total Revenue** | | **$501,500.00** | | **$501,500.00** |
| 611100 | Unclassified-Contract | | $441,464.20 | ($441,464.20) |
| 612000 | Classified-Budget Pool | | $30,117.45 | ($30,117.45) |
| 615000 | Faculty-Other Budget Pool | | $14,000.00 | ($14,000.00) |
| 616000 | Student Wages-Budget Pool | | $1,200.00 | ($1,200.00) |
| **Total Personnel Services** | | | **$486,781.65** | **($486,781.65)** |
| 621100 | Staff Benefits-Unclassified | | $169,574.92 | ($169,574.92) |
| 622100 | Staff Benefits-Classified/Exmt Hrly | | $14,004.61 | ($14,004.61) |
| 623200 | Staff Benefits-Faculty Part Time | | $1,555.00 | ($1,555.00) |
| **Total Benefits** | | | **$185,134.53** | **($185,134.53)** |
| 717000 | Budget Pool-Contracted Services | | $44,500.00 | ($44,500.00) |
| 730000 | Budget Pool-Supplies | | $23,300.00 | ($23,300.00) |
| 740000 | Budget Pool-Travel | | $203,500.00 | ($203,500.00) |
| 750000 | Budget Pool-Info & Communications | | $68,161.00 | ($68,161.00) |
| 760000 | Budget Pool-Maintenance & Repair | | $85,000.00 | ($85,000.00) |
| 773000 | Budget Pool-Scholarships&Fellowshps | | $362,240.00 | ($362,240.00) |
| 774100 | Data Processing Equipmnt Use-Intrnl | | $1,594.00 | ($1,594.00) |
| **Total Operation** | | | **$788,295.00** | **($788,295.00)** |
| **Net Contribution (use) of Unallocated General: BLM555** | | **$501,500.00** | **$1,460,211.18** | **($958,711.18)** |

Report Package: Operating Ledger
report created by: Cats

Dec 4, 2007 3:40:50 PM

# BUDGET REPORT

Organization: 444175
Basketball-Men's

Report Name: Budget Report by Account

Fiscal Year: 2007-08

| ACCOUNT | ACCOUNT_DESC | Revenue Dollars | Expense Dollars | Net Contribution |
|---|---|---|---|---|
| 504980 | Gifts-WSU Foundation | $150,000.00 | | $150,000.00 |
| **Total Revenue** | | **$150,000.00** | | **$150,000.00** |
| 611100 | Unclassified-Contract | | $442,439.44 | ($442,439.44) |
| 612000 | Classified-Budget Pool | | $413.03 | ($413.03) |
| **Total Personnel Services** | | | **$442,852.47** | **($442,852.47)** |
| 621100 | Staff Benefits-Unclassified | | $169,896.75 | ($169,896.75) |
| 622100 | Staff Benefits-Classified/Exmt Hrly | | $192.06 | ($192.06) |
| **Total Benefits** | | | **$170,088.81** | **($170,088.81)** |
| 717000 | Budget Pool-Contracted Services | | $40,000.00 | ($40,000.00) |
| 730000 | Budget Pool-Supplies | | $16,000.00 | ($16,000.00) |
| 740000 | Budget Pool-Travel | | $203,500.00 | ($203,500.00) |
| 750000 | Budget Pool-Info & Communications | | $61,515.00 | ($61,515.00) |
| 760000 | Budget Pool-Maintenance & Repair | | $85,000.00 | ($85,000.00) |
| 773000 | Budget Pool-Scholarships&Fellowshps | | $362,240.00 | ($362,240.00) |
| 774100 | Data Processing Equipmnt Use-Intrnl | | $1,349.00 | ($1,349.00) |
| **Total Operation** | | | **$769,604.00** | **($769,604.00)** |
| **Net Contribution (use) of Unallocated General: 444175** | | **$150,000.00** | **$1,382,545.28** | **($1,232,545.28)** |

Report Package: Operating Ledger
report created by: Cats

Dec 4, 2007 3:42:57 PM

# BUDGET REPORT

Organization: 444180

Men's Basketball Ticket Sales

Report Name: Budget Report by Account

Fiscal Year: 2007-08

| ACCOUNT | ACCOUNT_DESC | Revenue Dollars | Expense Dollars | Net Contribution |
|---|---|---|---|---|
| 505650 | Athletic Ticket Sales | $325,000.00 | | $325,000.00 |
| **Total Revenue** | | **$325,000.00** | | **$325,000.00** |
| 611100 | Unclassified-Contract | | ($975.24) | $975.24 |
| 612000 | Classified-Budget Pool | | $29,704.42 | ($29,704.42) |
| **Total Personnel Services** | | | **$28,729.18** | **($28,729.18)** |
| 621100 | Staff Benefits-Unclassified | | ($321.83) | $321.83 |
| 622100 | Staff Benefits-Classified/Exmt Hrly | | $13,812.55 | ($13,812.55) |
| **Total Benefits** | | | **$13,490.72** | **($13,490.72)** |
| 717000 | Budget Pool-Contracted Services | | $2,500.00 | ($2,500.00) |
| 730000 | Budget Pool-Supplies | | $5,000.00 | ($5,000.00) |
| 750000 | Budget Pool-Info & Communications | | $1,200.00 | ($1,200.00) |
| 774100 | Data Processing Equipmnt Use-Intrnl | | $245.00 | ($245.00) |
| **Total Operation** | | | **$8,945.00** | **($8,945.00)** |
| **Net Contribution (use) of Unallocated General: 444180** | | **$325,000.00** | **$51,164.90** | **$273,835.10** |

Report Package: Operating Ledger

report created by: Cats

Dec 4, 2007 3:42:57 PM

# BUDGET REPORT

Organization: 444185

Report Name: Budget Report by Account

R-Men's Basketball Camp 2005

Fiscal Year: 2007-08

| ACCOUNT | ACCOUNT_DESC | Revenue Dollars | Expense Dollars | Net Contribution |
|---|---|---|---|---|
| 505690 | Athletic Camp Income | $26,500.00 | | $26,500.00 |
| **Total Revenue** | | **$26,500.00** | | **$26,500.00** |
| 615000 | Faculty-Other Budget Pool | | $14,000.00 | ($14,000.00) |
| 616000 | Student Wages-Budget Pool | | $1,200.00 | ($1,200.00) |
| **Total Personnel Services** | | | **$15,200.00** | **($15,200.00)** |
| 623200 | Staff Benefits-Faculty Part Time | | $1,555.00 | ($1,555.00) |
| **Total Benefits** | | | **$1,555.00** | **($1,555.00)** |
| 717000 | Budget Pool-Contracted Services | | $2,000.00 | ($2,000.00) |
| 730000 | Budget Pool-Supplies | | $2,300.00 | ($2,300.00) |
| 750000 | Budget Pool-Info & Communications | | $5,446.00 | ($5,446.00) |
| **Total Operation** | | | **$9,746.00** | **($9,746.00)** |
| **Net Contribution (use) of Unallocated General: 444185** | | **$26,500.00** | **$26,501.00** | **($1.00)** |

Report Package: Operating Ledger

report created by: Cats

Dec 4, 2007 3:42:57 PM

# BUDGET REPORT

Organization: BLW555
Women's Basketball

Report Name: Budget Report by Account

Fiscal Year: 2007-08

| ACCOUNT | ACCOUNT_DESC | Revenue Dollars | Expense Dollars | Net Contribution |
|---|---|---|---|---|
| 505680 | Athletic Guarantees | $5,000.00 | | $5,000.00 |
| 505690 | Athletic Camp Income | $12,000.00 | | $12,000.00 |
| **Total Revenue** | | **$17,000.00** | | **$17,000.00** |
| 611100 | Unclassified-Contract | | $205,889.18 | ($205,889.18) |
| 612000 | Classified-Budget Pool | | $413.03 | ($413.03) |
| 615000 | Faculty-Other Budget Pool | | $4,000.00 | ($4,000.00) |
| 616000 | Student Wages-Budget Pool | | $2,700.00 | ($2,700.00) |
| **Total Personnel Services** | | | **$213,002.21** | **($213,002.21)** |
| 621100 | Staff Benefits-Unclassified | | $79,061.45 | ($79,061.45) |
| 622100 | Staff Benefits-Classified/Exmt Hrly | | $192.06 | ($192.06) |
| 623200 | Staff Benefits-Faculty Part Time | | $444.00 | ($444.00) |
| **Total Benefits** | | | **$79,697.51** | **($79,697.51)** |
| 717000 | Budget Pool-Contracted Services | | $28,500.00 | ($28,500.00) |
| 730000 | Budget Pool-Supplies | | $21,258.00 | ($21,258.00) |
| 740000 | Budget Pool-Travel | | $148,850.00 | ($148,850.00) |
| 750000 | Budget Pool-Info & Communications | | $25,856.00 | ($25,856.00) |
| 760000 | Budget Pool-Maintenance & Repair | | $15,000.00 | ($15,000.00) |
| 773000 | Budget Pool-Scholarships&Fellowshps | | $390,719.00 | ($390,719.00) |
| 774100 | Data Processing Equipmnt Use-Intrnl | | $1,104.00 | ($1,104.00) |
| **Total Operation** | | | **$631,287.00** | **($631,287.00)** |
| **Net Contribution (use) of Unallocated General: BLW555** | | **$17,000.00** | **$923,986.72** | **($906,986.72)** |

Report Package: Operating Ledger
report created by: Cats

Dec 4, 2007 3:40:50 PM

# BUDGET REPORT

Organization: 444200
Basketball-Women's

Report Name: Budget Report by Account

Fiscal Year: 2007-08

| ACCOUNT | ACCOUNT_DESC | Revenue Dollars | Expense Dollars | Net Contribution |
|---|---|---|---|---|
| 505680 | Athletic Guarantees | $5,000.00 | | $5,000.00 |
| **Total Revenue** | | **$5,000.00** | | **$5,000.00** |
| 611100 | Unclassified-Contract | | $205,889.18 | ($205,889.18) |
| 612000 | Classified-Budget Pool | | $413.03 | ($413.03) |
| **Total Personnel Services** | | | **$206,302.21** | **($206,302.21)** |
| 621100 | Staff Benefits-Unclassified | | $79,061.45 | ($79,061.45) |
| 622100 | Staff Benefits-Classified/Exmt Hrly | | $192.06 | ($192.06) |
| **Total Benefits** | | | **$79,253.51** | **($79,253.51)** |
| 717000 | Budget Pool-Contracted Services | | $28,000.00 | ($28,000.00) |
| 730000 | Budget Pool-Supplies | | $18,758.00 | ($18,758.00) |
| 740000 | Budget Pool-Travel | | $148,850.00 | ($148,850.00) |
| 750000 | Budget Pool-Info & Communications | | $24,000.00 | ($24,000.00) |
| 760000 | Budget Pool-Maintenance & Repair | | $15,000.00 | ($15,000.00) |
| 773000 | Budget Pool-Scholarships&Fellowshps | | $390,719.00 | ($390,719.00) |
| 774100 | Data Processing Equipmnt Use-Intrnl | | $1,104.00 | ($1,104.00) |
| **Total Operation** | | | **$626,431.00** | **($626,431.00)** |
| **Net Contribution (use) of Unallocated General: 444200** | | **$5,000.00** | **$911,986.72** | **($906,986.72)** |

Report Package: Operating Ledger
report created by: Cats

Dec 4, 2007 3:42:57 PM

# BUDGET REPORT

Organization: 444211
R-Women's Basketball Camp 2005

Report Name: Budget Report by Account

Fiscal Year: 2007-08

| ACCOUNT | ACCOUNT_DESC | Revenue Dollars | Expense Dollars | Net Contribution |
|---|---|---|---|---|
| 505690 | Athletic Camp Income | $12,000.00 | | $12,000.00 |
| **Total Revenue** | | **$12,000.00** | | **$12,000.00** |
| 615000 | Faculty-Other Budget Pool | | $4,000.00 | ($4,000.00) |
| 616000 | Student Wages-Budget Pool | | $2,700.00 | ($2,700.00) |
| **Total Personnel Services** | | | **$6,700.00** | **($6,700.00)** |
| 623200 | Staff Benefits-Faculty Part Time | | $444.00 | ($444.00) |
| **Total Benefits** | | | **$444.00** | **($444.00)** |
| 717000 | Budget Pool-Contracted Services | | $500.00 | ($500.00) |
| 730000 | Budget Pool-Supplies | | $2,500.00 | ($2,500.00) |
| 750000 | Budget Pool-Info & Communications | | $1,856.00 | ($1,856.00) |
| **Total Operation** | | | **$4,856.00** | **($4,856.00)** |
| **Net Contribution (use) of Unallocated General: 444211** | | **$12,000.00** | **$12,000.00** | **$0.00** |

Report Package: Operating Ledger
report created by: Cats

Dec 4, 2007 3:42:57 PM

# BUDGET REPORT

Organization: BSL555
Baseball

Report Name: Budget Report by Account

Fiscal Year: 2007-08

| ACCOUNT | ACCOUNT_DESC | Revenue Dollars | Expense Dollars | Net Contribution |
|---|---|---|---|---|
| 504980 | Gifts-WSU Foundation | $13,000.00 | | $13,000.00 |
| 505250 | Departmental Sales & Service | $34,000.00 | | $34,000.00 |
| 505650 | Athletic Ticket Sales | $7,200.00 | | $7,200.00 |
| 505680 | Athletic Guarantees | $13,000.00 | | $13,000.00 |
| 505690 | Athletic Camp Income | $30,000.00 | | $30,000.00 |
| **Total Revenue** | | **$97,200.00** | | **$97,200.00** |
| 611100 | Unclassified-Contract | | $77,674.73 | ($77,674.73) |
| 615000 | Faculty-Other Budget Pool | | $12,000.00 | ($12,000.00) |
| 616000 | Student Wages-Budget Pool | | $2,700.00 | ($2,700.00) |
| **Total Personnel Services** | | | **$92,374.73** | **($92,374.73)** |
| 621100 | Staff Benefits-Unclassified | | $29,827.10 | ($29,827.10) |
| 623200 | Staff Benefits-Faculty Part Time | | $1,332.00 | ($1,332.00) |
| **Total Benefits** | | | **$31,159.10** | **($31,159.10)** |
| 717000 | Budget Pool-Contracted Services | | $12,200.00 | ($12,200.00) |
| 730000 | Budget Pool-Supplies | | $41,162.00 | ($41,162.00) |
| 740000 | Budget Pool-Travel | | $80,644.00 | ($80,644.00) |
| 750000 | Budget Pool-Info & Communications | | $9,668.00 | ($9,668.00) |
| 773000 | Budget Pool-Scholarships&Fellowshps | | $227,586.00 | ($227,586.00) |
| 774100 | Data Processing Equipmnt Use-Intrnl | | $490.00 | ($490.00) |
| **Total Operation** | | | **$371,750.00** | **($371,750.00)** |
| **Net Contribution (use) of Unallocated General: BSL555** | | **$97,200.00** | **$495,283.83** | **($398,083.83)** |

Report Package: Operating Ledger
report created by: Cats

Dec 4, 2007 3:40:50 PM

# BUDGET REPORT

Organization: 444075
Baseball

Report Name: Budget Report by Account

Fiscal Year: 2007-08

| ACCOUNT | ACCOUNT_DESC | Revenue Dollars | Expense Dollars | Net Contribution |
|---|---|---|---|---|
| 504980 | Gifts-WSU Foundation | $13,000.00 | | $13,000.00 |
| 505650 | Athletic Ticket Sales | $7,200.00 | | $7,200.00 |
| 505680 | Athletic Guarantees | $13,000.00 | | $13,000.00 |
| **Total Revenue** | | **$33,200.00** | | **$33,200.00** |
| 611100 | Unclassified-Contract | | $77,674.73 | ($77,674.73) |
| **Total Personnel Services** | | | **$77,674.73** | **($77,674.73)** |
| 621100 | Staff Benefits-Unclassified | | $29,827.10 | ($29,827.10) |
| **Total Benefits** | | | **$29,827.10** | **($29,827.10)** |
| 717000 | Budget Pool-Contracted Services | | $12,000.00 | ($12,000.00) |
| 730000 | Budget Pool-Supplies | | $31,062.00 | ($31,062.00) |
| 740000 | Budget Pool-Travel | | $74,644.00 | ($74,644.00) |
| 750000 | Budget Pool-Info & Communications | | $2,000.00 | ($2,000.00) |
| 773000 | Budget Pool-Scholarships&Fellowshps | | $227,586.00 | ($227,586.00) |
| 774100 | Data Processing Equipmnt Use-Intrnl | | $490.00 | ($490.00) |
| **Total Operation** | | | **$347,782.00** | **($347,782.00)** |
| **Net Contribution (use) of Unallocated General: 444075** | | **$33,200.00** | **$455,283.83** | **($422,083.83)** |

Report Package: Operating Ledger
report created by: Cats

Dec 4, 2007 3:42:57 PM

# BUDGET REPORT

Organization: 444076
R-Pacesetters-Baseball

Report Name: Budget Report by Account

Fiscal Year: 2007-08

| ACCOUNT | ACCOUNT_DESC | Revenue Dollars | Expense Dollars | Net Contribution |
|---|---|---|---|---|
| 505250 | Departmental Sales & Service | $34,000.00 | | $34,000.00 |
| **Total Revenue** | | **$34,000.00** | | **$34,000.00** |
| 730000 | Budget Pool-Supplies | | $5,000.00 | ($5,000.00) |
| 740000 | Budget Pool-Travel | | $5,000.00 | ($5,000.00) |
| **Total Operation** | | | **$10,000.00** | **($10,000.00)** |
| **Net Contribution (use) of Unallocated General: 444076** | | **$34,000.00** | **$10,000.00** | **$24,000.00** |

Report Package: Operating Ledger
report created by: Cats

Dec 4, 2007 3:42:57 PM

# BUDGET REPORT

Organization: 444080
R-Baseball Camp 2005

Report Name: Budget Report by Account

Fiscal Year: 2007-08

| ACCOUNT | ACCOUNT_DESC | Revenue Dollars | Expense Dollars | Net Contribution |
|---|---|---|---|---|
| 505690 | Athletic Camp Income | $30,000.00 | | $30,000.00 |
| **Total Revenue** | | **$30,000.00** | | **$30,000.00** |
| 615000 | Faculty-Other Budget Pool | | $12,000.00 | ($12,000.00) |
| 616000 | Student Wages-Budget Pool | | $2,700.00 | ($2,700.00) |
| **Total Personnel Services** | | | **$14,700.00** | **($14,700.00)** |
| 623200 | Staff Benefits-Faculty Part Time | | $1,332.00 | ($1,332.00) |
| **Total Benefits** | | | **$1,332.00** | **($1,332.00)** |
| 717000 | Budget Pool-Contracted Services | | $200.00 | ($200.00) |
| 730000 | Budget Pool-Supplies | | $5,100.00 | ($5,100.00) |
| 740000 | Budget Pool-Travel | | $1,000.00 | ($1,000.00) |
| 750000 | Budget Pool-Info & Communications | | $7,668.00 | ($7,668.00) |
| **Total Operation** | | | **$13,968.00** | **($13,968.00)** |
| **Net Contribution (use) of Unallocated General: 444080** | | **$30,000.00** | **$30,000.00** | **$0.00** |

Report Package: Operating Ledger
report created by: Cats

Dec 4, 2007 3:42:57 PM

# BUDGET REPORT

Organization: CCM555
Men's Cross Country

Report Name: Budget Report by Account

Fiscal Year: 2007-08

| ACCOUNT | ACCOUNT_DESC | Revenue Dollars | Expense Dollars | Net Contribution |
|---|---|---|---|---|
| 611100 | Unclassified-Contract | | $5,150.19 | ($5,150.19) |
| **Total Personnel Services** | | | **$5,150.19** | **($5,150.19)** |
| 621100 | Staff Benefits-Unclassified | | $1,977.67 | ($1,977.67) |
| **Total Benefits** | | | **$1,977.67** | **($1,977.67)** |
| 730000 | Budget Pool-Supplies | | $2,500.00 | ($2,500.00) |
| 740000 | Budget Pool-Travel | | $5,200.00 | ($5,200.00) |
| 750000 | Budget Pool-Info & Communications | | $750.00 | ($750.00) |
| 773000 | Budget Pool-Scholarships&Fellowshps | | $48,899.00 | ($48,899.00) |
| 774100 | Data Processing Equipmnt Use-Intrnl | | $61.00 | ($61.00) |
| **Total Operation** | | | **$57,410.00** | **($57,410.00)** |
| **Net Contribution (use) of Unallocated General: CCM555** | | | **$64,537.86** | **($64,537.86)** |

Report Package: Operating Ledger
report created by: Cats

Dec 4, 2007 3:40:50 PM

# BUDGET REPORT

Report Name: Budget Report by Account

Organization: 444500
Cross Country-Men's

Fiscal Year: 2007-08

| ACCOUNT | ACCOUNT_DESC | Revenue Dollars | Expense Dollars | Net Contribution |
|---|---|---|---|---|
| 611100 | Unclassified-Contract | | $5,150.19 | ($5,150.19) |
| **Total Personnel Services** | | | **$5,150.19** | **($5,150.19)** |
| 621100 | Staff Benefits-Unclassified | | $1,977.67 | ($1,977.67) |
| **Total Benefits** | | | **$1,977.67** | **($1,977.67)** |
| 730000 | Budget Pool-Supplies | | $2,500.00 | ($2,500.00) |
| 740000 | Budget Pool-Travel | | $5,200.00 | ($5,200.00) |
| 750000 | Budget Pool-Info & Communications | | $750.00 | ($750.00) |
| 773000 | Budget Pool-Scholarships&Fellowshps | | $48,899.00 | ($48,899.00) |
| 774100 | Data Processing Equipmnt Use-Intrnl | | $61.00 | ($61.00) |
| **Total Operation** | | | **$57,410.00** | **($57,410.00)** |
| **Net Contribution (use) of Unallocated General: 444500** | | | **$64,537.86** | **($64,537.86)** |

Report Package: Operating Ledger
report created by: Cats

Dec 4, 2007 3:42:57 PM

# BUDGET REPORT

Organization: CCW555
Women's Cross Country

Report Name: Budget Report by Account

Fiscal Year: 2007-08

| ACCOUNT | ACCOUNT_DESC | Revenue Dollars | Expense Dollars | Net Contribution |
|---|---|---|---|---|
| 611100 | Unclassified-Contract | | $5,150.19 | ($5,150.19) |
| **Total Personnel Services** | | | **$5,150.19** | **($5,150.19)** |
| 621100 | Staff Benefits-Unclassified | | $1,977.67 | ($1,977.67) |
| **Total Benefits** | | | **$1,977.67** | **($1,977.67)** |
| 730000 | Budget Pool-Supplies | | $2,500.00 | ($2,500.00) |
| 740000 | Budget Pool-Travel | | $5,200.00 | ($5,200.00) |
| 750000 | Budget Pool-Info & Communications | | $750.00 | ($750.00) |
| 773000 | Budget Pool-Scholarships&Fellowshps | | $2,862.00 | ($2,862.00) |
| 774100 | Data Processing Equipmnt Use-Intrnl | | $61.00 | ($61.00) |
| **Total Operation** | | | **$11,373.00** | **($11,373.00)** |
| **Net Contribution (use) of Unallocated General: CCW555** | | | **$18,500.86** | **($18,500.86)** |

# BUDGET REPORT

Organization: 444525
Cross Country-Women's

Report Name: Budget Report by Account

Fiscal Year: 2007-08

| ACCOUNT | ACCOUNT_DESC | Revenue Dollars | Expense Dollars | Net Contribution |
|---|---|---|---|---|
| 611100 | Unclassified-Contract | | $5,150.19 | ($5,150.19) |
| **Total Personnel Services** | | | **$5,150.19** | **($5,150.19)** |
| 621100 | Staff Benefits-Unclassified | | $1,977.67 | ($1,977.67) |
| **Total Benefits** | | | **$1,977.67** | **($1,977.67)** |
| 730000 | Budget Pool-Supplies | | $2,500.00 | ($2,500.00) |
| 740000 | Budget Pool-Travel | | $5,200.00 | ($5,200.00) |
| 750000 | Budget Pool-Info & Communications | | $750.00 | ($750.00) |
| 773000 | Budget Pool-Scholarships&Fellowshps | | $2,862.00 | ($2,862.00) |
| 774100 | Data Processing Equipmnt Use-Intrnl | | $61.00 | ($61.00) |
| **Total Operation** | | | **$11,373.00** | **($11,373.00)** |
| **Net Contribution (use) of Unallocated General: 444525** | | | **$18,500.86** | **($18,500.86)** |

Report Package: Operating Ledger
report created by: Cats

Dec 4, 2007 3:42:57 PM

# BUDGET REPORT

Organization: CRP555
Cheerleading Program

Report Name: Budget Report by Account

Fiscal Year: 2007-08

| ACCOUNT | ACCOUNT_DESC | Revenue Dollars | Expense Dollars | Net Contribution |
|---|---|---|---|---|
| 505250 | Departmental Sales & Service | $57,500.00 | | $57,500.00 |
| **Total Revenue** | | **$57,500.00** | | **$57,500.00** |
| 611100 | Unclassified-Contract | | $10,576.50 | ($10,576.50) |
| 611110 | Unclassified-<51percent | | $149.87 | ($149.87) |
| **Total Personnel Services** | | | **$10,726.37** | **($10,726.37)** |
| 621100 | Staff Benefits-Unclassified | | $4,061.38 | ($4,061.38) |
| 621110 | Staff Benefits-Unclassified<51%/Ret | | $22.48 | ($22.48) |
| **Total Benefits** | | | **$4,083.86** | **($4,083.86)** |
| 717000 | Budget Pool-Contracted Services | | $5,300.00 | ($5,300.00) |
| 730000 | Budget Pool-Supplies | | $40,000.00 | ($40,000.00) |
| 740000 | Budget Pool-Travel | | $27,000.00 | ($27,000.00) |
| 750000 | Budget Pool-Info & Communications | | $2,146.00 | ($2,146.00) |
| 773000 | Budget Pool-Scholarships&Fellowshps | | $41,124.00 | ($41,124.00) |
| 774100 | Data Processing Equipmnt Use-Intrnl | | $25.00 | ($25.00) |
| **Total Operation** | | | **$115,595.00** | **($115,595.00)** |
| **Net Contribution (use) of Unallocated General: CRP555** | | **$57,500.00** | **$130,405.23** | **($72,905.23)** |

Report Package: Operating Ledger
report created by: Cats

Dec 4, 2007 3:40:50 PM

# BUDGET REPORT

Organization: 444050
Cheerleading Program

Report Name: Budget Report by Account

Fiscal Year: 2007-08

| ACCOUNT | ACCOUNT_DESC | Revenue Dollars | Expense Dollars | Net Contribution |
|---|---|---|---|---|
| 611100 | Unclassified-Contract | | $8,369.78 | ($8,369.78) |
| 611110 | Unclassified-<51percent | | $149.87 | ($149.87) |
| **Total Personnel Services** | | | **$8,519.65** | **($8,519.65)** |
| 621100 | Staff Benefits-Unclassified | | $3,214.00 | ($3,214.00) |
| 621110 | Staff Benefits-Unclassified<51%/Ret | | $22.48 | ($22.48) |
| **Total Benefits** | | | **$3,236.48** | **($3,236.48)** |
| 730000 | Budget Pool-Supplies | | $10,000.00 | ($10,000.00) |
| 740000 | Budget Pool-Travel | | $10,000.00 | ($10,000.00) |
| 773000 | Budget Pool-Scholarships&Fellowshps | | $41,124.00 | ($41,124.00) |
| 774100 | Data Processing Equipmnt Use-Intrnl | | $25.00 | ($25.00) |
| **Total Operation** | | | **$61,149.00** | **($61,149.00)** |
| **Net Contribution (use) of Unallocated General: 444050** | | | **$72,905.13** | **($72,905.13)** |

Report Package: Operating Ledger
report created by: Cats

Dec 4, 2007 3:42:57 PM

# BUDGET REPORT

Organization: 444051
R-Pacesetters-Cheerleaders

Report Name: Budget Report by Account

Fiscal Year: 2007-08

| ACCOUNT | ACCOUNT_DESC | Revenue Dollars | Expense Dollars | Net Contribution |
|---|---|---|---|---|
| 505250 | Departmental Sales & Service | $35,500.00 | | $35,500.00 |
| **Total Revenue** | | **$35,500.00** | | **$35,500.00** |
| 717000 | Budget Pool-Contracted Services | | $2,000.00 | ($2,000.00) |
| 730000 | Budget Pool-Supplies | | $15,000.00 | ($15,000.00) |
| 740000 | Budget Pool-Travel | | $17,000.00 | ($17,000.00) |
| 750000 | Budget Pool-Info & Communications | | $1,500.00 | ($1,500.00) |
| **Total Operation** | | | **$35,500.00** | **($35,500.00)** |
| **Net Contribution (use) of Unallocated General: 444051** | | **$35,500.00** | **$35,500.00** | **$0.00** |

Report Package: Operating Ledger
report created by: Cats

Dec 4, 2007 3:42:57 PM

# BUDGET REPORT

Organization: 444056
R-Junior Raider Cheerleading

Report Name: Budget Report by Account

Fiscal Year: 2007-08

| ACCOUNT | ACCOUNT_DESC | Revenue Dollars | Expense Dollars | Net Contribution |
|---|---|---|---|---|
| 505250 | Departmental Sales & Service | $22,000.00 | | $22,000.00 |
| **Total Revenue** | | **$22,000.00** | | **$22,000.00** |
| 611100 | Unclassified-Contract | | $2,206.72 | ($2,206.72) |
| **Total Personnel Services** | | | **$2,206.72** | **($2,206.72)** |
| 621100 | Staff Benefits-Unclassified | | $847.38 | ($847.38) |
| **Total Benefits** | | | **$847.38** | **($847.38)** |
| 717000 | Budget Pool-Contracted Services | | $3,300.00 | ($3,300.00) |
| 730000 | Budget Pool-Supplies | | $15,000.00 | ($15,000.00) |
| 750000 | Budget Pool-Info & Communications | | $646.00 | ($646.00) |
| **Total Operation** | | | **$18,946.00** | **($18,946.00)** |
| **Net Contribution (use) of Unallocated General: 444056** | | **$22,000.00** | **$22,000.10** | **($0.10)** |

Report Package: Operating Ledger
report created by: Cats

Dec 4, 2007 3:42:57 PM

# BUDGET REPORT

Organization: EJZ555
Emerald Jazz

Report Name: Budget Report by Account

Fiscal Year: 2007-08

| ACCOUNT | ACCOUNT_DESC | Revenue Dollars | Expense Dollars | Net Contribution |
|---|---|---|---|---|
| 505250 | Departmental Sales & Service | $40,000.00 | | $40,000.00 |
| **Total Revenue** | | **$40,000.00** | | **$40,000.00** |
| 611100 | Unclassified-Contract | | $8,498.53 | ($8,498.53) |
| 611110 | Unclassified-<51percent | | $151.56 | ($151.56) |
| **Total Personnel Services** | | | **$8,650.09** | **($8,650.09)** |
| 621100 | Staff Benefits-Unclassified | | $3,263.44 | ($3,263.44) |
| 621110 | Staff Benefits-Unclassified<51%/Ret | | $22.73 | ($22.73) |
| **Total Benefits** | | | **$3,286.17** | **($3,286.17)** |
| 717000 | Budget Pool-Contracted Services | | $4,000.00 | ($4,000.00) |
| 730000 | Budget Pool-Supplies | | $17,000.00 | ($17,000.00) |
| 740000 | Budget Pool-Travel | | $18,000.00 | ($18,000.00) |
| 750000 | Budget Pool-Info & Communications | | $1,000.00 | ($1,000.00) |
| 773000 | Budget Pool-Scholarships&Fellowshps | | $39,446.00 | ($39,446.00) |
| 774100 | Data Processing Equipmnt Use-Intrnl | | $12.00 | ($12.00) |
| **Total Operation** | | | **$79,458.00** | **($79,458.00)** |
| **Net Contribution (use) of Unallocated General: EJZ555** | | **$40,000.00** | **$91,394.26** | **($51,394.26)** |

Report Package: Operating Ledger
report created by: Cats

Dec 4, 2007 3:40:50 PM

# BUDGET REPORT

Organization: 444040
Emerald Jazz

Report Name: Budget Report by Account

Fiscal Year: 2007-08

| ACCOUNT | ACCOUNT_DESC | Revenue Dollars | Expense Dollars | Net Contribution |
|---|---|---|---|---|
| 611100 | Unclassified-Contract | | $8,498.53 | ($8,498.53) |
| 611110 | Unclassified-<51percent | | $151.56 | ($151.56) |
| **Total Personnel Services** | | | **$8,650.09** | **($8,650.09)** |
| 621100 | Staff Benefits-Unclassified | | $3,263.44 | ($3,263.44) |
| 621110 | Staff Benefits-Unclassified<51%/Ret | | $22.73 | ($22.73) |
| **Total Benefits** | | | **$3,286.17** | **($3,286.17)** |
| 773000 | Budget Pool-Scholarships&Fellowshps | | $39,446.00 | ($39,446.00) |
| 774100 | Data Processing Equipmnt Use-Intrnl | | $12.00 | ($12.00) |
| **Total Operation** | | | **$39,458.00** | **($39,458.00)** |
| **Net Contribution (use) of Unallocated General: 444040** | | | **$51,394.26** | **($51,394.26)** |

Report Package: Operating Ledger
report created by: Cats

Dec 4, 2007 3:42:57 PM

# BUDGET REPORT

Organization: 444041
R-Pacesetters-Emerald Jazz

Report Name: Budget Report by Account

Fiscal Year: 2007-08

| ACCOUNT | ACCOUNT_DESC | Revenue Dollars | Expense Dollars | Net Contribution |
|---|---|---|---|---|
| 505250 | Departmental Sales & Service | $40,000.00 | | $40,000.00 |
| **Total Revenue** | | **$40,000.00** | | **$40,000.00** |
| 717000 | Budget Pool-Contracted Services | | $4,000.00 | ($4,000.00) |
| 730000 | Budget Pool-Supplies | | $17,000.00 | ($17,000.00) |
| 740000 | Budget Pool-Travel | | $18,000.00 | ($18,000.00) |
| 750000 | Budget Pool-Info & Communications | | $1,000.00 | ($1,000.00) |
| **Total Operation** | | | **$40,000.00** | **($40,000.00)** |
| **Net Contribution (use) of Unallocated General: 444041** | | **$40,000.00** | **$40,000.00** | **$0.00** |

Report Package: Operating Ledger
report created by: Cats

Dec 4, 2007 3:42:57 PM

# BUDGET REPORT

Organization: GLF555
Golf

Report Name: Budget Report by Account

Fiscal Year: 2007-08

| ACCOUNT | ACCOUNT_DESC | Revenue Dollars | Expense Dollars | Net Contribution |
|---|---|---|---|---|
| 611100 | Unclassified-Contract | | $26,010.80 | ($26,010.80) |
| **Total Personnel Services** | | | **$26,010.80** | **($26,010.80)** |
| 621100 | Staff Benefits-Unclassified | | $9,988.15 | ($9,988.15) |
| **Total Benefits** | | | **$9,988.15** | **($9,988.15)** |
| 717000 | Budget Pool-Contracted Services | | $530.00 | ($530.00) |
| 730000 | Budget Pool-Supplies | | $4,028.00 | ($4,028.00) |
| 740000 | Budget Pool-Travel | | $7,400.00 | ($7,400.00) |
| 750000 | Budget Pool-Info & Communications | | $740.00 | ($740.00) |
| 773000 | Budget Pool-Scholarships&Fellowshps | | $116,127.00 | ($116,127.00) |
| 774100 | Data Processing Equipmnt Use-Intrnl | | $231.00 | ($231.00) |
| **Total Operation** | | | **$129,056.00** | **($129,056.00)** |
| **Net Contribution (use) of Unallocated General: GLF555** | | | **$165,054.95** | **($165,054.95)** |

Report Package: Operating Ledger
report created by: Cats

Dec 4, 2007 3:40:50 PM

# BUDGET REPORT

Organization: 444475
Golf

Report Name: Budget Report by Account

Fiscal Year: 2007-08

| ACCOUNT | ACCOUNT_DESC | Revenue Dollars | Expense Dollars | Net Contribution |
|---|---|---|---|---|
| 611100 | Unclassified-Contract | | $26,010.80 | ($26,010.80) |
| **Total Personnel Services** | | | **$26,010.80** | **($26,010.80)** |
| 621100 | Staff Benefits-Unclassified | | $9,988.15 | ($9,988.15) |
| **Total Benefits** | | | **$9,988.15** | **($9,988.15)** |
| 717000 | Budget Pool-Contracted Services | | $530.00 | ($530.00) |
| 730000 | Budget Pool-Supplies | | $4,028.00 | ($4,028.00) |
| 740000 | Budget Pool-Travel | | $7,400.00 | ($7,400.00) |
| 750000 | Budget Pool-Info & Communications | | $740.00 | ($740.00) |
| 773000 | Budget Pool-Scholarships&Fellowshps | | $116,127.00 | ($116,127.00) |
| 774100 | Data Processing Equipmnt Use-Intrnl | | $231.00 | ($231.00) |
| **Total Operation** | | | **$129,056.00** | **($129,056.00)** |
| **Net Contribution (use) of Unallocated General: 444475** | | | **$165,054.95** | **($165,054.95)** |

Report Package: Operating Ledger
report created by: Cats

Dec 4, 2007 3:42:57 PM

# BUDGET REPORT

Organization: IAC555
Intercollegiate Athletics Admin

Report Name: Budget Report by Account

Fiscal Year: 2007-08

| ACCOUNT | ACCOUNT_DESC | Revenue Dollars | Expense Dollars | Net Contribution |
|---|---|---|---|---|
| 504980 | Gifts-WSU Foundation | $301,921.00 | | $301,921.00 |
| 505250 | Departmental Sales & Service | $9,500.00 | | $9,500.00 |
| 505400 | Locker Rental | $1,000.00 | | $1,000.00 |
| 505690 | Athletic Camp Income | $35,000.00 | | $35,000.00 |
| 507190 | Athletic Conference Income | $229,000.00 | | $229,000.00 |
| 507350 | Miscellaneous Income | $65,500.00 | | $65,500.00 |
| **Total Revenue** | | **$641,921.00** | | **$641,921.00** |
| 611100 | Unclassified-Contract | | $668,804.85 | ($668,804.85) |
| 611110 | Unclassified-<51percent | | $9,434.80 | ($9,434.80) |
| 612000 | Classified-Budget Pool | | $201,213.97 | ($201,213.97) |
| 612200 | NonExempt Unclassified Hourly | | $43,267.79 | ($43,267.79) |
| 613000 | Classified-Overtime Budget Pool | | $2,060.00 | ($2,060.00) |
| 615000 | Faculty-Other Budget Pool | | $12,200.00 | ($12,200.00) |
| 616000 | Student Wages-Budget Pool | | $37,800.00 | ($37,800.00) |
| **Total Personnel Services** | | | **$974,781.41** | **($974,781.41)** |
| 621100 | Staff Benefits-Unclassified | | $273,435.89 | ($273,435.89) |
| 621110 | Staff Benefits-Unclassified<51%/Ret | | $1,415.22 | ($1,415.22) |
| 622100 | Staff Benefits-Classified/Exmt Hrly | | $93,564.50 | ($93,564.50) |
| 622130 | Staff Benefits-Classified-Overtime | | $957.90 | ($957.90) |
| 623200 | Staff Benefits-Faculty Part Time | | $1,354.00 | ($1,354.00) |
| **Total Benefits** | | | **$370,727.51** | **($370,727.51)** |
| 717000 | Budget Pool-Contracted Services | | $10,216.00 | ($10,216.00) |
| 730000 | Budget Pool-Supplies | | $63,002.00 | ($63,002.00) |
| 740000 | Budget Pool-Travel | | $138,100.00 | ($138,100.00) |
| 750000 | Budget Pool-Info & Communications | | $90,149.00 | ($90,149.00) |
| 770100 | Insurance | | $70,000.00 | ($70,000.00) |
| 773000 | Budget Pool-Scholarships&Fellowshps | | $3,837.00 | ($3,837.00) |
| 774100 | Data Processing Equipmnt Use-Intrnl | | $103,041.00 | ($103,041.00) |
| **Total Operation** | | | **$478,345.00** | **($478,345.00)** |
| 878300 | Plant O&M Cost Allocatn Aux-Debit | | $388,566.00 | ($388,566.00) |
| 878700 | Indirect Costs Aux-Debit | | $141,824.00 | ($141,824.00) |
| 879870 | Auxiliary Support/Trsf-Credit | | ($7,026,661.81) | $7,026,661.81 |
| **Total Transfers** | | | **($6,496,271.81)** | **$6,496,271.81** |

Report Package: Operating Ledger
report created by: Cats

Dec 4, 2007 3:40:50 PM

# BUDGET REPORT

Organization: 444000
Intercollegiate Athletic Admin

Report Name: Budget Report by Account

Fiscal Year: 2007-08

| ACCOUNT | ACCOUNT_DESC | Revenue Dollars | Expense Dollars | Net Contribution |
|---|---|---|---|---|
| 504980 | Gifts-WSU Foundation | $301,921.00 | | $301,921.00 |
| 507190 | Athletic Conference Income | $229,000.00 | | $229,000.00 |
| 507350 | Miscellaneous Income | $63,000.00 | | $63,000.00 |
| **Total Revenue** | | **$593,921.00** | | **$593,921.00** |
| 611100 | Unclassified-Contract | | $441,605.83 | ($441,605.83) |
| 612000 | Classified-Budget Pool | | $91,620.44 | ($91,620.44) |
| 616000 | Student Wages-Budget Pool | | $10,000.00 | ($10,000.00) |
| **Total Personnel Services** | | | **$543,226.27** | **($543,226.27)** |
| 621100 | Staff Benefits-Unclassified | | $169,576.64 | ($169,576.64) |
| 622100 | Staff Benefits-Classified/Exmt Hrly | | $42,603.50 | ($42,603.50) |
| **Total Benefits** | | | **$212,180.14** | **($212,180.14)** |
| 730000 | Budget Pool-Supplies | | $21,402.00 | ($21,402.00) |
| 740000 | Budget Pool-Travel | | $25,000.00 | ($25,000.00) |
| 750000 | Budget Pool-Info & Communications | | $62,000.00 | ($62,000.00) |
| 770100 | Insurance | | $70,000.00 | ($70,000.00) |
| 774100 | Data Processing Equipmnt Use-Intrnl | | $100,281.00 | ($100,281.00) |
| **Total Operation** | | | **$278,683.00** | **($278,683.00)** |
| 878300 | Plant O&M Cost Allocatn Aux-Debit | | $388,566.00 | ($388,566.00) |
| 878700 | Indirect Costs Aux-Debit | | $141,824.00 | ($141,824.00) |
| **Total Transfers** | | | **$530,390.00** | **($530,390.00)** |
| **Net Contribution (use) of Unallocated General: 444000** | | **$593,921.00** | **$1,564,479.41** | **($970,558.41)** |

Report Package: Operating Ledger
report created by: Cats

Dec 4, 2007 3:42:57 PM

# BUDGET REPORT

Organization: 444001
Sports Information

Report Name: Budget Report by Account

Fiscal Year: 2007-08

| ACCOUNT | ACCOUNT_DESC | Revenue Dollars | Expense Dollars | Net Contribution |
|---|---|---|---|---|
| 611100 | Unclassified-Contract | | $56,649.56 | ($56,649.56) |
| 612200 | NonExempt Unclassified Hourly | | $43,267.79 | ($43,267.79) |
| 616000 | Student Wages-Budget Pool | | $6,000.00 | ($6,000.00) |
| **Total Personnel Services** | | | **$105,917.35** | **($105,917.35)** |
| 621100 | Staff Benefits-Unclassified | | $38,368.26 | ($38,368.26) |
| **Total Benefits** | | | **$38,368.26** | **($38,368.26)** |
| 730000 | Budget Pool-Supplies | | $1,500.00 | ($1,500.00) |
| 740000 | Budget Pool-Travel | | $2,500.00 | ($2,500.00) |
| 750000 | Budget Pool-Info & Communications | | $18,565.00 | ($18,565.00) |
| 774100 | Data Processing Equipmnt Use-Intrnl | | $920.00 | ($920.00) |
| **Total Operation** | | | **$23,485.00** | **($23,485.00)** |
| **Net Contribution (use) of Unallocated General: 444001** | | | **$167,770.61** | **($167,770.61)** |

Report Package: Operating Ledger
report created by: Cats

Dec 4, 2007 3:42:57 PM

# BUDGET REPORT

Organization: 444003
Athletic Training Room

Report Name: Budget Report by Account

Fiscal Year: 2007-08

| ACCOUNT | ACCOUNT_DESC | Revenue Dollars | Expense Dollars | Net Contribution |
|---|---|---|---|---|
| 611100 | Unclassified-Contract | | $143,898.21 | ($143,898.21) |
| 611110 | Unclassified-<51percent | | $9,434.80 | ($9,434.80) |
| 616000 | Student Wages-Budget Pool | | $3,400.00 | ($3,400.00) |
| **Total Personnel Services** | | | **$156,733.01** | **($156,733.01)** |
| 621100 | Staff Benefits-Unclassified | | $55,256.91 | ($55,256.91) |
| 621110 | Staff Benefits-Unclassified<51%/Ret | | $1,415.22 | ($1,415.22) |
| **Total Benefits** | | | **$56,672.13** | **($56,672.13)** |
| 717000 | Budget Pool-Contracted Services | | $3,000.00 | ($3,000.00) |
| 730000 | Budget Pool-Supplies | | $17,000.00 | ($17,000.00) |
| 740000 | Budget Pool-Travel | | $1,400.00 | ($1,400.00) |
| 750000 | Budget Pool-Info & Communications | | $3,712.00 | ($3,712.00) |
| 773000 | Budget Pool-Scholarships&Fellowshps | | $3,837.00 | ($3,837.00) |
| 774100 | Data Processing Equipmnt Use-Intrnl | | $1,104.00 | ($1,104.00) |
| **Total Operation** | | | **$30,053.00** | **($30,053.00)** |
| **Net Contribution (use) of Unallocated General: 444003** | | | **$243,458.14** | **($243,458.14)** |

Report Package: Operating Ledger
report created by: Cats

Dec 4, 2007 3:42:57 PM

# BUDGET REPORT

Organization: 444004
Athletic Equipment Room

Report Name: Budget Report by Account

Fiscal Year: 2007-08

| ACCOUNT | ACCOUNT_DESC | Revenue Dollars | Expense Dollars | Net Contribution |
|---|---|---|---|---|
| 505400 | Locker Rental | $1,000.00 | | $1,000.00 |
| **Total Revenue** | | **$1,000.00** | | **$1,000.00** |
| 612000 | Classified-Budget Pool | | $108,561.45 | ($108,561.45) |
| 613000 | Classified-Overtime Budget Pool | | $2,060.00 | ($2,060.00) |
| 616000 | Student Wages-Budget Pool | | $9,500.00 | ($9,500.00) |
| **Total Personnel Services** | | | **$120,121.45** | **($120,121.45)** |
| 622100 | Staff Benefits-Classified/Exmt Hrly | | $50,481.08 | ($50,481.08) |
| 622130 | Staff Benefits-Classified-Overtime | | $957.90 | ($957.90) |
| **Total Benefits** | | | **$51,438.98** | **($51,438.98)** |
| 730000 | Budget Pool-Supplies | | $8,900.00 | ($8,900.00) |
| 750000 | Budget Pool-Info & Communications | | $1,225.00 | ($1,225.00) |
| 774100 | Data Processing Equipmnt Use-Intrnl | | $736.00 | ($736.00) |
| **Total Operation** | | | **$10,861.00** | **($10,861.00)** |
| **Net Contribution (use) of Unallocated General: 444004** | | **$1,000.00** | **$182,421.43** | **($181,421.43)** |

Report Package: Operating Ledger
report created by: Cats

Dec 4, 2007 3:42:57 PM

# BUDGET REPORT

Organization: 444007
R-Pacesetters-General Rotary

Report Name: Budget Report by Account

Fiscal Year: 2007-08

| ACCOUNT | ACCOUNT_DESC | Revenue Dollars | Expense Dollars | Net Contribution |
|---|---|---|---|---|
| 505250 | Departmental Sales & Service | $8,000.00 | | $8,000.00 |
| **Total Revenue** | | **$8,000.00** | | **$8,000.00** |
| 730000 | Budget Pool-Supplies | | $1,000.00 | ($1,000.00) |
| 740000 | Budget Pool-Travel | | $7,000.00 | ($7,000.00) |
| **Total Operation** | | | **$8,000.00** | **($8,000.00)** |
| **Net Contribution (use) of Unallocated General: 444007** | | **$8,000.00** | **$8,000.00** | **$0.00** |

Report Package: Operating Ledger
report created by: Cats

Dec 4, 2007 3:42:57 PM

# BUDGET REPORT

Organization: 444009
Academic Resource Center

Report Name: Budget Report by Account

Fiscal Year: 2007-08

| ACCOUNT | ACCOUNT_DESC | Revenue Dollars | Expense Dollars | Net Contribution |
|---|---|---|---|---|
| 507350 | Miscellaneous Income | $2,500.00 | | $2,500.00 |
| **Total Revenue** | | **$2,500.00** | | **$2,500.00** |
| 611100 | Unclassified-Contract | | $26,651.25 | ($26,651.25) |
| **Total Personnel Services** | | | **$26,651.25** | **($26,651.25)** |
| 621100 | Staff Benefits-Unclassified | | $10,234.08 | ($10,234.08) |
| **Total Benefits** | | | **$10,234.08** | **($10,234.08)** |
| 717000 | Budget Pool-Contracted Services | | $6,216.00 | ($6,216.00) |
| 730000 | Budget Pool-Supplies | | $1,500.00 | ($1,500.00) |
| 740000 | Budget Pool-Travel | | $1,200.00 | ($1,200.00) |
| 750000 | Budget Pool-Info & Communications | | $2,301.00 | ($2,301.00) |
| **Total Operation** | | | **$11,217.00** | **($11,217.00)** |
| **Net Contribution (use) of Unallocated General: 444009** | | **$2,500.00** | **$48,102.33** | **($45,602.33)** |

Report Package: Operating Ledger
report created by: Cats

Dec 4, 2007 3:42:57 PM

# BUDGET REPORT

Organization: 444013
Strength & Conditioning

Report Name: Budget Report by Account

Fiscal Year: 2007-08

| ACCOUNT | ACCOUNT_DESC | Revenue Dollars | Expense Dollars | Net Contribution |
|---|---|---|---|---|
| 730000 | Budget Pool-Supplies | | $1,000.00 | ($1,000.00) |
| 740000 | Budget Pool-Travel | | $2,000.00 | ($2,000.00) |
| Total Operation | | | **$3,000.00** | **($3,000.00)** |
| Net Contribution (use) of Unallocated General: 444013 | | | **$3,000.00** | **($3,000.00)** |

Report Package: Operating Ledger
report created by: Cats

Dec 4, 2007 3:42:57 PM

# BUDGET REPORT

Organization: 444020
R-Junior Raider Club

Report Name: Budget Report by Account

Fiscal Year: 2007-08

| ACCOUNT | ACCOUNT_DESC | Revenue Dollars | Expense Dollars | Net Contribution |
|---|---|---|---|---|
| 505250 | Departmental Sales & Service | $1,500.00 | | $1,500.00 |
| **Total Revenue** | | **$1,500.00** | | **$1,500.00** |
| 730000 | Budget Pool-Supplies | | $700.00 | ($700.00) |
| 750000 | Budget Pool-Info & Communications | | $800.00 | ($800.00) |
| **Total Operation** | | | **$1,500.00** | **($1,500.00)** |
| **Net Contribution (use) of Unallocated General: 444020** | | **$1,500.00** | **$1,500.00** | **$0.00** |

Report Package: Operating Ledger
report created by: Cats

Dec 4, 2007 3:42:57 PM

# BUDGET REPORT

Organization: 444030
Post Season Sport Tournaments

Report Name: Budget Report by Account

Fiscal Year: 2007-08

| ACCOUNT | ACCOUNT_DESC | Revenue Dollars | Expense Dollars | Net Contribution |
|---|---|---|---|---|
| 740000 | Budget Pool-Travel | | $99,000.00 | ($99,000.00) |
| Total Operation | | | **$99,000.00** | **($99,000.00)** |
| Net Contribution (use) of Unallocated General: 444030 | | | **$99,000.00** | **($99,000.00)** |

Report Package: Operating Ledger
report created by: Cats

Dec 4, 2007 3:42:57 PM

# BUDGET REPORT

Organization: 444178

Report Name: Budget Report by Account

Nutter Center Premium Seat Program

Fiscal Year: 2007-08

| ACCOUNT | ACCOUNT_DESC | Revenue Dollars | Expense Dollars | Net Contribution |
|---|---|---|---|---|
| 612000 | Classified-Budget Pool | | $1,032.08 | ($1,032.08) |
| **Total Personnel Services** | | | **$1,032.08** | **($1,032.08)** |
| 622100 | Staff Benefits-Classified/Exmt Hrly | | $479.92 | ($479.92) |
| **Total Benefits** | | | **$479.92** | **($479.92)** |
| **Net Contribution (use) of Unallocated General: 444178** | | | **$1,512.00** | **($1,512.00)** |

Report Package: Operating Ledger
report created by: Cats

Dec 4, 2007 3:42:57 PM

# BUDGET REPORT

Report Name: Budget Report by Account

Organization: 444286
R-Soccer Camp 2005

Fiscal Year: 2007-08

| ACCOUNT | ACCOUNT_DESC | Revenue Dollars | Expense Dollars | Net Contribution |
|---|---|---|---|---|
| 505690 | Athletic Camp Income | $35,000.00 | | $35,000.00 |
| **Total Revenue** | | **$35,000.00** | | **$35,000.00** |
| 615000 | Faculty-Other Budget Pool | | $12,200.00 | ($12,200.00) |
| 616000 | Student Wages-Budget Pool | | $8,900.00 | ($8,900.00) |
| **Total Personnel Services** | | | **$21,100.00** | **($21,100.00)** |
| 623200 | Staff Benefits-Faculty Part Time | | $1,354.00 | ($1,354.00) |
| **Total Benefits** | | | **$1,354.00** | **($1,354.00)** |
| 717000 | Budget Pool-Contracted Services | | $1,000.00 | ($1,000.00) |
| 730000 | Budget Pool-Supplies | | $10,000.00 | ($10,000.00) |
| 750000 | Budget Pool-Info & Communications | | $1,546.00 | ($1,546.00) |
| **Total Operation** | | | **$12,546.00** | **($12,546.00)** |
| **Net Contribution (use) of Unallocated General: 444286** | | **$35,000.00** | **$35,000.00** | **$0.00** |

Report Package: Operating Ledger
report created by: Cats

Dec 4, 2007 3:42:57 PM

# BUDGET REPORT

Organization: 444995
Intercoll Athletics-Ed & Gen Suppt

Report Name: Budget Report by Account

Fiscal Year: 2007-08

| ACCOUNT | ACCOUNT_DESC | Revenue Dollars | Expense Dollars | Net Contribution |
|---|---|---|---|---|
| 879870 | Auxiliary Support/Trsf-Credit | | ($7,026,661.81) | $7,026,661.81 |
| Total Transfers | | | **($7,026,661.81)** | **$7,026,661.81** |
| Net Contribution (use) of Unallocated General: 444995 | | | **($7,026,661.81)** | **$7,026,661.81** |

Report Package: Operating Ledger
report created by: Cats

Dec 4, 2007 3:42:57 PM

# BUDGET REPORT

Organization: SBL555
Softball

Report Name: Budget Report by Account

Fiscal Year: 2007-08

| ACCOUNT | ACCOUNT_DESC | Revenue Dollars | Expense Dollars | Net Contribution |
|---|---|---|---|---|
| 504980 | Gifts-WSU Foundation | $600.00 | | $600.00 |
| 505680 | Athletic Guarantees | $1,000.00 | | $1,000.00 |
| 505690 | Athletic Camp Income | $22,000.00 | | $22,000.00 |
| **Total Revenue** | | **$23,600.00** | | **$23,600.00** |
| 611100 | Unclassified-Contract | | $71,200.82 | ($71,200.82) |
| 615000 | Faculty-Other Budget Pool | | $10,000.00 | ($10,000.00) |
| 616000 | Student Wages-Budget Pool | | $900.00 | ($900.00) |
| **Total Personnel Services** | | | **$82,100.82** | **($82,100.82)** |
| 621100 | Staff Benefits-Unclassified | | $27,341.11 | ($27,341.11) |
| 623200 | Staff Benefits-Faculty Part Time | | $1,110.00 | ($1,110.00) |
| **Total Benefits** | | | **$28,451.11** | **($28,451.11)** |
| 717000 | Budget Pool-Contracted Services | | $4,690.00 | ($4,690.00) |
| 730000 | Budget Pool-Supplies | | $14,474.00 | ($14,474.00) |
| 740000 | Budget Pool-Travel | | $57,290.00 | ($57,290.00) |
| 750000 | Budget Pool-Info & Communications | | $7,990.00 | ($7,990.00) |
| 773000 | Budget Pool-Scholarships&Fellowshps | | $195,599.00 | ($195,599.00) |
| 774100 | Data Processing Equipmnt Use-Intrnl | | $490.00 | ($490.00) |
| **Total Operation** | | | **$280,533.00** | **($280,533.00)** |
| **Net Contribution (use) of Unallocated General: SBL555** | | **$23,600.00** | **$391,084.93** | **($367,484.93)** |

Report Package: Operating Ledger
report created by: Cats

Dec 4, 2007 3:40:50 PM

# BUDGET REPORT

Organization: 444125
Softball

Report Name: Budget Report by Account

Fiscal Year: 2007-08

| ACCOUNT | ACCOUNT_DESC | Revenue Dollars | Expense Dollars | Net Contribution |
|---|---|---|---|---|
| 504980 | Gifts-WSU Foundation | $600.00 | | $600.00 |
| 505680 | Athletic Guarantees | $1,000.00 | | $1,000.00 |
| **Total Revenue** | | **$1,600.00** | | **$1,600.00** |
| 611100 | Unclassified-Contract | | $71,200.82 | ($71,200.82) |
| **Total Personnel Services** | | | **$71,200.82** | **($71,200.82)** |
| 621100 | Staff Benefits-Unclassified | | $27,341.11 | ($27,341.11) |
| **Total Benefits** | | | **$27,341.11** | **($27,341.11)** |
| 717000 | Budget Pool-Contracted Services | | $4,690.00 | ($4,690.00) |
| 730000 | Budget Pool-Supplies | | $11,974.00 | ($11,974.00) |
| 740000 | Budget Pool-Travel | | $56,290.00 | ($56,290.00) |
| 750000 | Budget Pool-Info & Communications | | $1,500.00 | ($1,500.00) |
| 773000 | Budget Pool-Scholarships&Fellowshps | | $195,599.00 | ($195,599.00) |
| 774100 | Data Processing Equipmnt Use-Intrnl | | $490.00 | ($490.00) |
| **Total Operation** | | | **$270,543.00** | **($270,543.00)** |
| **Net Contribution (use) of Unallocated General: 444125** | | **$1,600.00** | **$369,084.93** | **($367,484.93)** |

Report Package: Operating Ledger
report created by: Cats

Dec 4, 2007 3:42:57 PM

# BUDGET REPORT

Organization: 444141
R-Softball Camp 2005

Report Name: Budget Report by Account

Fiscal Year: 2007-08

| ACCOUNT | ACCOUNT_DESC | Revenue Dollars | Expense Dollars | Net Contribution |
|---|---|---|---|---|
| 505690 | Athletic Camp Income | $22,000.00 | | $22,000.00 |
| **Total Revenue** | | **$22,000.00** | | **$22,000.00** |
| 615000 | Faculty-Other Budget Pool | | $10,000.00 | ($10,000.00) |
| 616000 | Student Wages-Budget Pool | | $900.00 | ($900.00) |
| **Total Personnel Services** | | | **$10,900.00** | **($10,900.00)** |
| 623200 | Staff Benefits-Faculty Part Time | | $1,110.00 | ($1,110.00) |
| **Total Benefits** | | | **$1,110.00** | **($1,110.00)** |
| 730000 | Budget Pool-Supplies | | $2,500.00 | ($2,500.00) |
| 740000 | Budget Pool-Travel | | $1,000.00 | ($1,000.00) |
| 750000 | Budget Pool-Info & Communications | | $6,490.00 | ($6,490.00) |
| **Total Operation** | | | **$9,990.00** | **($9,990.00)** |
| **Net Contribution (use) of Unallocated General: 444141** | | **$22,000.00** | **$22,000.00** | **$0.00** |

Report Package: Operating Ledger
report created by: Cats

Dec 4, 2007 3:42:57 PM

# BUDGET REPORT

Organization: SCS555
Summer Camps/Conferences

Report Name: Budget Report by Account

Fiscal Year: 2007-08

| ACCOUNT | ACCOUNT_DESC | Revenue Dollars | Expense Dollars | Net Contribution |
|---|---|---|---|---|
| 505250 | Departmental Sales & Service | $3,200.00 | | $3,200.00 |
| **Total Revenue** | | **$3,200.00** | | **$3,200.00** |
| 616000 | Student Wages-Budget Pool | | $1,600.00 | ($1,600.00) |
| **Total Personnel Services** | | | **$1,600.00** | **($1,600.00)** |
| 730000 | Budget Pool-Supplies | | $1,600.00 | ($1,600.00) |
| **Total Operation** | | | **$1,600.00** | **($1,600.00)** |
| **Net Contribution (use) of Unallocated General: SCS555** | | **$3,200.00** | **$3,200.00** | **$0.00** |

Report Package: Operating Ledger
report created by: Cats

Dec 4, 2007 3:40:50 PM

# BUDGET REPORT

Organization: 444002
R-Summer Camps/Conferences

Report Name: Budget Report by Account

Fiscal Year: 2007-08

| ACCOUNT | ACCOUNT_DESC | Revenue Dollars | Expense Dollars | Net Contribution |
|---|---|---|---|---|
| 505250 | Departmental Sales & Service | $3,200.00 | | $3,200.00 |
| **Total Revenue** | | **$3,200.00** | | **$3,200.00** |
| 616000 | Student Wages-Budget Pool | | $1,600.00 | ($1,600.00) |
| **Total Personnel Services** | | | **$1,600.00** | **($1,600.00)** |
| 730000 | Budget Pool-Supplies | | $1,600.00 | ($1,600.00) |
| **Total Operation** | | | **$1,600.00** | **($1,600.00)** |
| **Net Contribution (use) of Unallocated General: 444002** | | **$3,200.00** | **$3,200.00** | **$0.00** |

Report Package: Operating Ledger
report created by: Cats

Dec 4, 2007 3:42:57 PM

# BUDGET REPORT

Organization: SRM555
Men's Soccer

Report Name: Budget Report by Account

Fiscal Year: 2007-08

| ACCOUNT | ACCOUNT_DESC | Revenue Dollars | Expense Dollars | Net Contribution |
|---|---|---|---|---|
| 505250 | Departmental Sales & Service | $2,800.00 | | $2,800.00 |
| 505650 | Athletic Ticket Sales | $1,000.00 | | $1,000.00 |
| **Total Revenue** | | **$3,800.00** | | **$3,800.00** |
| 611100 | Unclassified-Contract | | $71,412.96 | ($71,412.96) |
| **Total Personnel Services** | | | **$71,412.96** | **($71,412.96)** |
| 621100 | Staff Benefits-Unclassified | | $27,422.58 | ($27,422.58) |
| **Total Benefits** | | | **$27,422.58** | **($27,422.58)** |
| 717000 | Budget Pool-Contracted Services | | $3,500.00 | ($3,500.00) |
| 730000 | Budget Pool-Supplies | | $10,000.00 | ($10,000.00) |
| 740000 | Budget Pool-Travel | | $50,261.00 | ($50,261.00) |
| 750000 | Budget Pool-Info & Communications | | $5,300.00 | ($5,300.00) |
| 773000 | Budget Pool-Scholarships&Fellowshps | | $220,374.00 | ($220,374.00) |
| 774100 | Data Processing Equipmnt Use-Intrnl | | $466.00 | ($466.00) |
| **Total Operation** | | | **$289,901.00** | **($289,901.00)** |
| **Net Contribution (use) of Unallocated General: SRM555** | | **$3,800.00** | **$388,736.54** | **($384,936.54)** |

Report Package: Operating Ledger
report created by: Cats

Dec 4, 2007 3:40:50 PM

# BUDGET REPORT

Organization: 444275
Soccer-Men's

Report Name: Budget Report by Account

Fiscal Year: 2007-08

| ACCOUNT | ACCOUNT_DESC | Revenue Dollars | Expense Dollars | Net Contribution |
|---|---|---|---|---|
| 505650 | Athletic Ticket Sales | $1,000.00 | | $1,000.00 |
| **Total Revenue** | | **$1,000.00** | | **$1,000.00** |
| 611100 | Unclassified-Contract | | $71,412.96 | ($71,412.96) |
| **Total Personnel Services** | | | **$71,412.96** | **($71,412.96)** |
| 621100 | Staff Benefits-Unclassified | | $27,422.58 | ($27,422.58) |
| **Total Benefits** | | | **$27,422.58** | **($27,422.58)** |
| 717000 | Budget Pool-Contracted Services | | $3,500.00 | ($3,500.00) |
| 730000 | Budget Pool-Supplies | | $10,000.00 | ($10,000.00) |
| 740000 | Budget Pool-Travel | | $50,261.00 | ($50,261.00) |
| 750000 | Budget Pool-Info & Communications | | $2,500.00 | ($2,500.00) |
| 773000 | Budget Pool-Scholarships&Fellowshps | | $220,374.00 | ($220,374.00) |
| 774100 | Data Processing Equipmnt Use-Intrnl | | $466.00 | ($466.00) |
| **Total Operation** | | | **$287,101.00** | **($287,101.00)** |
| **Net Contribution (use) of Unallocated General: 444275** | | **$1,000.00** | **$385,936.54** | **($384,936.54)** |

Report Package: Operating Ledger
report created by: Cats

Dec 4, 2007 3:42:57 PM

# BUDGET REPORT

Organization: 444276
R-Pacesetters-Men's Soccer

Report Name: Budget Report by Account

Fiscal Year: 2007-08

| ACCOUNT | ACCOUNT_DESC | Revenue Dollars | Expense Dollars | Net Contribution |
|---|---|---|---|---|
| 505250 | Departmental Sales & Service | $2,800.00 | | $2,800.00 |
| **Total Revenue** | | **$2,800.00** | | **$2,800.00** |
| 750000 | Budget Pool-Info & Communications | | $2,800.00 | ($2,800.00) |
| **Total Operation** | | | **$2,800.00** | **($2,800.00)** |
| **Net Contribution (use) of Unallocated General: 444276** | | **$2,800.00** | **$2,800.00** | **$0.00** |

Report Package: Operating Ledger
report created by: Cats

Dec 4, 2007 3:42:57 PM

# BUDGET REPORT

Organization: SRW555
Women's Soccer

Report Name: Budget Report by Account

Fiscal Year: 2007-08

| ACCOUNT | ACCOUNT_DESC | Revenue Dollars | Expense Dollars | Net Contribution |
|---|---|---|---|---|
| 505250 | Departmental Sales & Service | $2,800.00 | | $2,800.00 |
| 505650 | Athletic Ticket Sales | $1,000.00 | | $1,000.00 |
| 505680 | Athletic Guarantees | $7,500.00 | | $7,500.00 |
| **Total Revenue** | | **$11,300.00** | | **$11,300.00** |
| 611100 | Unclassified-Contract | | $78,704.37 | ($78,704.37) |
| **Total Personnel Services** | | | **$78,704.37** | **($78,704.37)** |
| 621100 | Staff Benefits-Unclassified | | $30,222.48 | ($30,222.48) |
| **Total Benefits** | | | **$30,222.48** | **($30,222.48)** |
| 717000 | Budget Pool-Contracted Services | | $5,400.00 | ($5,400.00) |
| 730000 | Budget Pool-Supplies | | $10,500.00 | ($10,500.00) |
| 740000 | Budget Pool-Travel | | $48,250.00 | ($48,250.00) |
| 750000 | Budget Pool-Info & Communications | | $5,300.00 | ($5,300.00) |
| 773000 | Budget Pool-Scholarships&Fellowshps | | $225,101.00 | ($225,101.00) |
| 774100 | Data Processing Equipmnt Use-Intrnl | | $466.00 | ($466.00) |
| **Total Operation** | | | **$295,017.00** | **($295,017.00)** |
| **Net Contribution (use) of Unallocated General: SRW555** | | **$11,300.00** | **$403,943.85** | **($392,643.85)** |

Report Package: Operating Ledger
report created by: Cats

Dec 4, 2007 3:40:50 PM

# BUDGET REPORT

Organization: 444300
Soccer-Women's

Report Name: Budget Report by Account

Fiscal Year: 2007-08

| ACCOUNT | ACCOUNT_DESC | Revenue Dollars | Expense Dollars | Net Contribution |
|---|---|---|---|---|
| 505650 | Athletic Ticket Sales | $1,000.00 | | $1,000.00 |
| 505680 | Athletic Guarantees | $7,500.00 | | $7,500.00 |
| **Total Revenue** | | **$8,500.00** | | **$8,500.00** |
| 611100 | Unclassified-Contract | | $78,704.37 | ($78,704.37) |
| **Total Personnel Services** | | | **$78,704.37** | **($78,704.37)** |
| 621100 | Staff Benefits-Unclassified | | $30,222.48 | ($30,222.48) |
| **Total Benefits** | | | **$30,222.48** | **($30,222.48)** |
| 717000 | Budget Pool-Contracted Services | | $5,400.00 | ($5,400.00) |
| 730000 | Budget Pool-Supplies | | $10,500.00 | ($10,500.00) |
| 740000 | Budget Pool-Travel | | $48,250.00 | ($48,250.00) |
| 750000 | Budget Pool-Info & Communications | | $2,500.00 | ($2,500.00) |
| 773000 | Budget Pool-Scholarships&Fellowshps | | $225,101.00 | ($225,101.00) |
| 774100 | Data Processing Equipmnt Use-Intrnl | | $466.00 | ($466.00) |
| **Total Operation** | | | **$292,217.00** | **($292,217.00)** |
| **Net Contribution (use) of Unallocated General: 444300** | | **$8,500.00** | **$401,143.85** | **($392,643.85)** |

Report Package: Operating Ledger
report created by: Cats

Dec 4, 2007 3:42:57 PM

# BUDGET REPORT

Organization: 444301
R-Pacesetters-Women's Soccer

Report Name: Budget Report by Account

Fiscal Year: 2007-08

| ACCOUNT | ACCOUNT_DESC | Revenue Dollars | Expense Dollars | Net Contribution |
|---|---|---|---|---|
| 505250 | Departmental Sales & Service | $2,800.00 | | $2,800.00 |
| **Total Revenue** | | **$2,800.00** | | **$2,800.00** |
| 750000 | Budget Pool-Info & Communications | | $2,800.00 | ($2,800.00) |
| **Total Operation** | | | **$2,800.00** | **($2,800.00)** |
| **Net Contribution (use) of Unallocated General: 444301** | | **$2,800.00** | **$2,800.00** | **$0.00** |

Report Package: Operating Ledger
report created by: Cats

Dec 4, 2007 3:42:57 PM

# BUDGET REPORT

Organization: SWM555
Men's Swimming

Report Name: Budget Report by Account

Fiscal Year: 2007-08

| ACCOUNT | ACCOUNT_DESC | Revenue Dollars | Expense Dollars | Net Contribution |
|---|---|---|---|---|
| 505250 | Departmental Sales & Service | $20,000.00 | | $20,000.00 |
| 505690 | Athletic Camp Income | $12,000.00 | | $12,000.00 |
| **Total Revenue** | | **$32,000.00** | | **$32,000.00** |
| 611100 | Unclassified-Contract | | $77,043.79 | ($77,043.79) |
| 615000 | Faculty-Other Budget Pool | | $3,000.00 | ($3,000.00) |
| **Total Personnel Services** | | | **$80,043.79** | **($80,043.79)** |
| 621100 | Staff Benefits-Unclassified | | $29,584.82 | ($29,584.82) |
| 623200 | Staff Benefits-Faculty Part Time | | $333.00 | ($333.00) |
| **Total Benefits** | | | **$29,917.82** | **($29,917.82)** |
| 717000 | Budget Pool-Contracted Services | | $5,400.00 | ($5,400.00) |
| 730000 | Budget Pool-Supplies | | $10,000.00 | ($10,000.00) |
| 740000 | Budget Pool-Travel | | $38,024.00 | ($38,024.00) |
| 750000 | Budget Pool-Info & Communications | | $5,645.00 | ($5,645.00) |
| 773000 | Budget Pool-Scholarships&Fellowshps | | $244,409.00 | ($244,409.00) |
| 774100 | Data Processing Equipmnt Use-Intrnl | | $490.00 | ($490.00) |
| **Total Operation** | | | **$303,968.00** | **($303,968.00)** |
| **Net Contribution (use) of Unallocated General: SWM555** | | **$32,000.00** | **$413,929.61** | **($381,929.61)** |

Report Package: Operating Ledger
report created by: Cats

Dec 4, 2007 3:40:50 PM

# BUDGET REPORT

Organization: 444425
Swimming-Men's

Report Name: Budget Report by Account

Fiscal Year: 2007-08

| ACCOUNT | ACCOUNT_DESC | Revenue Dollars | Expense Dollars | Net Contribution |
|---|---|---|---|---|
| 611100 | Unclassified-Contract | | $77,043.79 | ($77,043.79) |
| **Total Personnel Services** | | | **$77,043.79** | **($77,043.79)** |
| 621100 | Staff Benefits-Unclassified | | $29,584.82 | ($29,584.82) |
| **Total Benefits** | | | **$29,584.82** | **($29,584.82)** |
| 717000 | Budget Pool-Contracted Services | | $5,400.00 | ($5,400.00) |
| 730000 | Budget Pool-Supplies | | $5,000.00 | ($5,000.00) |
| 740000 | Budget Pool-Travel | | $18,024.00 | ($18,024.00) |
| 750000 | Budget Pool-Info & Communications | | $1,978.00 | ($1,978.00) |
| 773000 | Budget Pool-Scholarships&Fellowshps | | $244,409.00 | ($244,409.00) |
| 774100 | Data Processing Equipmnt Use-Intrnl | | $490.00 | ($490.00) |
| **Total Operation** | | | **$275,301.00** | **($275,301.00)** |
| **Net Contribution (use) of Unallocated General: 444425** | | | **$381,929.61** | **($381,929.61)** |

Report Package: Operating Ledger
report created by: Cats

Dec 4, 2007 3:42:57 PM

# BUDGET REPORT

Organization: 444426
R-Pacesetters-Men's Swimming

Report Name: Budget Report by Account

Fiscal Year: 2007-08

| ACCOUNT | ACCOUNT_DESC | Revenue Dollars | Expense Dollars | Net Contribution |
|---|---|---|---|---|
| 505250 | Departmental Sales & Service | $20,000.00 | | $20,000.00 |
| **Total Revenue** | | **$20,000.00** | | **$20,000.00** |
| 740000 | Budget Pool-Travel | | $20,000.00 | ($20,000.00) |
| **Total Operation** | | | **$20,000.00** | **($20,000.00)** |
| **Net Contribution (use) of Unallocated General: 444426** | | **$20,000.00** | **$20,000.00** | **$0.00** |

Report Package: Operating Ledger
report created by: Cats

Dec 4, 2007 3:42:57 PM

# BUDGET REPORT

Organization: 444451
R-Children's Swimming Lessons

Report Name: Budget Report by Account

Fiscal Year: 2007-08

| ACCOUNT | ACCOUNT_DESC | Revenue Dollars | Expense Dollars | Net Contribution |
|---|---|---|---|---|
| 505690 | Athletic Camp Income | $12,000.00 | | $12,000.00 |
| **Total Revenue** | | **$12,000.00** | | **$12,000.00** |
| 615000 | Faculty-Other Budget Pool | | $3,000.00 | ($3,000.00) |
| **Total Personnel Services** | | | **$3,000.00** | **($3,000.00)** |
| 623200 | Staff Benefits-Faculty Part Time | | $333.00 | ($333.00) |
| **Total Benefits** | | | **$333.00** | **($333.00)** |
| 730000 | Budget Pool-Supplies | | $5,000.00 | ($5,000.00) |
| 750000 | Budget Pool-Info & Communications | | $3,667.00 | ($3,667.00) |
| **Total Operation** | | | **$8,667.00** | **($8,667.00)** |
| **Net Contribution (use) of Unallocated General: 444451** | | **$12,000.00** | **$12,000.00** | **$0.00** |

Report Package: Operating Ledger
report created by: Cats

Dec 4, 2007 3:42:57 PM

# BUDGET REPORT

Organization: SWW555
Women's Swimming

Report Name: Budget Report by Account

Fiscal Year: 2007-08

| ACCOUNT | ACCOUNT_DESC | Revenue Dollars | Expense Dollars | Net Contribution |
|---|---|---|---|---|
| 611100 | Unclassified-Contract | | $77,044.82 | ($77,044.82) |
| **Total Personnel Services** | | | **$77,044.82** | **($77,044.82)** |
| 621100 | Staff Benefits-Unclassified | | $29,585.21 | ($29,585.21) |
| **Total Benefits** | | | **$29,585.21** | **($29,585.21)** |
| 717000 | Budget Pool-Contracted Services | | $5,400.00 | ($5,400.00) |
| 730000 | Budget Pool-Supplies | | $6,000.00 | ($6,000.00) |
| 740000 | Budget Pool-Travel | | $18,024.00 | ($18,024.00) |
| 750000 | Budget Pool-Info & Communications | | $1,631.00 | ($1,631.00) |
| 773000 | Budget Pool-Scholarships&Fellowshps | | $249,243.00 | ($249,243.00) |
| 774100 | Data Processing Equipmnt Use-Intrnl | | $490.00 | ($490.00) |
| **Total Operation** | | | **$280,788.00** | **($280,788.00)** |
| **Net Contribution (use) of Unallocated General: SWW555** | | | **$387,418.03** | **($387,418.03)** |

Report Package: Operating Ledger
report created by: Cats

Dec 4, 2007 3:40:50 PM

# BUDGET REPORT

Report Name: Budget Report by Account

Organization: 444450
Swimming-Women's

Fiscal Year: 2007-08

| ACCOUNT | ACCOUNT_DESC | Revenue Dollars | Expense Dollars | Net Contribution |
|---|---|---|---|---|
| 611100 | Unclassified-Contract | | $77,044.82 | ($77,044.82) |
| **Total Personnel Services** | | | **$77,044.82** | **($77,044.82)** |
| 621100 | Staff Benefits-Unclassified | | $29,585.21 | ($29,585.21) |
| **Total Benefits** | | | **$29,585.21** | **($29,585.21)** |
| 717000 | Budget Pool-Contracted Services | | $5,400.00 | ($5,400.00) |
| 730000 | Budget Pool-Supplies | | $6,000.00 | ($6,000.00) |
| 740000 | Budget Pool-Travel | | $18,024.00 | ($18,024.00) |
| 750000 | Budget Pool-Info & Communications | | $1,631.00 | ($1,631.00) |
| 773000 | Budget Pool-Scholarships&Fellowshps | | $249,243.00 | ($249,243.00) |
| 774100 | Data Processing Equipmnt Use-Intrnl | | $490.00 | ($490.00) |
| **Total Operation** | | | **$280,788.00** | **($280,788.00)** |
| **Net Contribution (use) of Unallocated General: 444450** | | | **$387,418.03** | **($387,418.03)** |

Report Package: Operating Ledger
report created by: Cats

Dec 4, 2007 3:42:57 PM

# BUDGET REPORT

Organization: TKW555
Women's Track

Report Name: Budget Report by Account

Fiscal Year: 2007-08

| ACCOUNT | ACCOUNT_DESC | Revenue Dollars | Expense Dollars | Net Contribution |
|---|---|---|---|---|
| 611100 | Unclassified-Contract | | $36,143.18 | ($36,143.18) |
| **Total Personnel Services** | | | **$36,143.18** | **($36,143.18)** |
| 621100 | Staff Benefits-Unclassified | | $13,878.98 | ($13,878.98) |
| **Total Benefits** | | | **$13,878.98** | **($13,878.98)** |
| 730000 | Budget Pool-Supplies | | $10,000.00 | ($10,000.00) |
| 740000 | Budget Pool-Travel | | $20,200.00 | ($20,200.00) |
| 750000 | Budget Pool-Info & Communications | | $500.00 | ($500.00) |
| 773000 | Budget Pool-Scholarships&Fellowshps | | $81,499.00 | ($81,499.00) |
| 774100 | Data Processing Equipmnt Use-Intrnl | | $368.00 | ($368.00) |
| **Total Operation** | | | **$112,567.00** | **($112,567.00)** |
| **Net Contribution (use) of Unallocated General: TKW555** | | | **$162,589.16** | **($162,589.16)** |

Report Package: Operating Ledger
report created by: Cats

Dec 4, 2007 3:40:50 PM

# BUDGET REPORT

Organization: 444530
Track-Women's

Report Name: Budget Report by Account

Fiscal Year: 2007-08

| ACCOUNT | ACCOUNT_DESC | Revenue Dollars | Expense Dollars | Net Contribution |
|---|---|---|---|---|
| 611100 | Unclassified-Contract | | $36,143.18 | ($36,143.18) |
| **Total Personnel Services** | | | **$36,143.18** | **($36,143.18)** |
| 621100 | Staff Benefits-Unclassified | | $13,878.98 | ($13,878.98) |
| **Total Benefits** | | | **$13,878.98** | **($13,878.98)** |
| 730000 | Budget Pool-Supplies | | $10,000.00 | ($10,000.00) |
| 740000 | Budget Pool-Travel | | $20,200.00 | ($20,200.00) |
| 750000 | Budget Pool-Info & Communications | | $500.00 | ($500.00) |
| 773000 | Budget Pool-Scholarships&Fellowshps | | $81,499.00 | ($81,499.00) |
| 774100 | Data Processing Equipmnt Use-Intrnl | | $368.00 | ($368.00) |
| **Total Operation** | | | **$112,567.00** | **($112,567.00)** |
| **Net Contribution (use) of Unallocated General: 444530** | | | **$162,589.16** | **($162,589.16)** |

Report Package: Operating Ledger
report created by: Cats

Dec 4, 2007 3:42:57 PM

# BUDGET REPORT

Organization: TNM555
Men's Tennis

Report Name: Budget Report by Account

Fiscal Year: 2007-08

| ACCOUNT | ACCOUNT_DESC | Revenue Dollars | Expense Dollars | Net Contribution |
|---|---|---|---|---|
| 611100 | Unclassified-Contract | | $14,935.00 | ($14,935.00) |
| 611110 | Unclassified-<51percent | | $695.23 | ($695.23) |
| **Total Personnel Services** | | | **$15,630.23** | **($15,630.23)** |
| 621100 | Staff Benefits-Unclassified | | $5,735.04 | ($5,735.04) |
| 621110 | Staff Benefits-Unclassified<51%/Ret | | $104.28 | ($104.28) |
| **Total Benefits** | | | **$5,839.32** | **($5,839.32)** |
| 717000 | Budget Pool-Contracted Services | | $900.00 | ($900.00) |
| 730000 | Budget Pool-Supplies | | $2,800.00 | ($2,800.00) |
| 740000 | Budget Pool-Travel | | $11,000.00 | ($11,000.00) |
| 750000 | Budget Pool-Info & Communications | | $980.00 | ($980.00) |
| 760000 | Budget Pool-Maintenance & Repair | | $3,000.00 | ($3,000.00) |
| 773000 | Budget Pool-Scholarships&Fellowshps | | $84,414.00 | ($84,414.00) |
| 774100 | Data Processing Equipmnt Use-Intrnl | | $297.00 | ($297.00) |
| **Total Operation** | | | **$103,391.00** | **($103,391.00)** |
| **Net Contribution (use) of Unallocated General: TNM555** | | | **$124,860.55** | **($124,860.55)** |

Report Package: Operating Ledger
report created by: Cats

Dec 4, 2007 3:40:50 PM

# BUDGET REPORT

Organization: 444325
Tennis-Men's

Report Name: Budget Report by Account

Fiscal Year: 2007-08

| ACCOUNT | ACCOUNT_DESC | Revenue Dollars | Expense Dollars | Net Contribution |
|---|---|---|---|---|
| 611100 | Unclassified-Contract | | $14,935.00 | ($14,935.00) |
| 611110 | Unclassified-<51percent | | $695.23 | ($695.23) |
| **Total Personnel Services** | | | **$15,630.23** | **($15,630.23)** |
| 621100 | Staff Benefits-Unclassified | | $5,735.04 | ($5,735.04) |
| 621110 | Staff Benefits-Unclassified<51%/Ret | | $104.28 | ($104.28) |
| **Total Benefits** | | | **$5,839.32** | **($5,839.32)** |
| 717000 | Budget Pool-Contracted Services | | $900.00 | ($900.00) |
| 730000 | Budget Pool-Supplies | | $2,800.00 | ($2,800.00) |
| 740000 | Budget Pool-Travel | | $11,000.00 | ($11,000.00) |
| 750000 | Budget Pool-Info & Communications | | $980.00 | ($980.00) |
| 760000 | Budget Pool-Maintenance & Repair | | $3,000.00 | ($3,000.00) |
| 773000 | Budget Pool-Scholarships&Fellowshps | | $84,414.00 | ($84,414.00) |
| 774100 | Data Processing Equipmnt Use-Intrnl | | $297.00 | ($297.00) |
| **Total Operation** | | | **$103,391.00** | **($103,391.00)** |
| **Net Contribution (use) of Unallocated General: 444325** | | | **$124,860.55** | **($124,860.55)** |

Report Package: Operating Ledger
report created by: Cats

Dec 4, 2007 3:42:57 PM

# BUDGET REPORT

Organization: TNW555
Women's Tennis

Report Name: Budget Report by Account

Fiscal Year: 2007-08

| ACCOUNT | ACCOUNT_DESC | Revenue Dollars | Expense Dollars | Net Contribution |
|---|---|---|---|---|
| 611100 | Unclassified-Contract | | $14,935.00 | ($14,935.00) |
| 611110 | Unclassified-<51percent | | $695.23 | ($695.23) |
| **Total Personnel Services** | | | **$15,630.23** | **($15,630.23)** |
| 621100 | Staff Benefits-Unclassified | | $5,735.04 | ($5,735.04) |
| 621110 | Staff Benefits-Unclassified<51%/Ret | | $104.28 | ($104.28) |
| **Total Benefits** | | | **$5,839.32** | **($5,839.32)** |
| 717000 | Budget Pool-Contracted Services | | $590.00 | ($590.00) |
| 730000 | Budget Pool-Supplies | | $2,800.00 | ($2,800.00) |
| 740000 | Budget Pool-Travel | | $11,000.00 | ($11,000.00) |
| 750000 | Budget Pool-Info & Communications | | $980.00 | ($980.00) |
| 760000 | Budget Pool-Maintenance & Repair | | $3,000.00 | ($3,000.00) |
| 773000 | Budget Pool-Scholarships&Fellowshps | | $84,414.00 | ($84,414.00) |
| 774100 | Data Processing Equipmnt Use-Intrnl | | $245.00 | ($245.00) |
| **Total Operation** | | | **$103,029.00** | **($103,029.00)** |
| **Net Contribution (use) of Unallocated General: TNW555** | | | **$124,498.55** | **($124,498.55)** |

Report Package: Operating Ledger
report created by: Cats

Dec 4, 2007 3:40:50 PM

# BUDGET REPORT

Organization: 444350
Tennis-Women's

Report Name: Budget Report by Account

Fiscal Year: 2007-08

| ACCOUNT | ACCOUNT_DESC | Revenue Dollars | Expense Dollars | Net Contribution |
|---|---|---|---|---|
| 611100 | Unclassified-Contract | | $14,935.00 | ($14,935.00) |
| 611110 | Unclassified-<51percent | | $695.23 | ($695.23) |
| **Total Personnel Services** | | | **$15,630.23** | **($15,630.23)** |
| 621100 | Staff Benefits-Unclassified | | $5,735.04 | ($5,735.04) |
| 621110 | Staff Benefits-Unclassified<51%/Ret | | $104.28 | ($104.28) |
| **Total Benefits** | | | **$5,839.32** | **($5,839.32)** |
| 717000 | Budget Pool-Contracted Services | | $590.00 | ($590.00) |
| 730000 | Budget Pool-Supplies | | $2,800.00 | ($2,800.00) |
| 740000 | Budget Pool-Travel | | $11,000.00 | ($11,000.00) |
| 750000 | Budget Pool-Info & Communications | | $980.00 | ($980.00) |
| 760000 | Budget Pool-Maintenance & Repair | | $3,000.00 | ($3,000.00) |
| 773000 | Budget Pool-Scholarships&Fellowshps | | $84,414.00 | ($84,414.00) |
| 774100 | Data Processing Equipmnt Use-Intrnl | | $245.00 | ($245.00) |
| **Total Operation** | | | **$103,029.00** | **($103,029.00)** |
| **Net Contribution (use) of Unallocated General: 444350** | | | **$124,498.55** | **($124,498.55)** |

Report Package: Operating Ledger
report created by: Cats

Dec 4, 2007 3:42:57 PM

# BUDGET REPORT

Organization: VLW555
Women's Volleyball

Report Name: Budget Report by Account

Fiscal Year: 2007-08

| ACCOUNT | ACCOUNT_DESC | Revenue Dollars | Expense Dollars | Net Contribution |
|---|---|---|---|---|
| 505250 | Departmental Sales & Service | $3,800.00 | | $3,800.00 |
| 505650 | Athletic Ticket Sales | $600.00 | | $600.00 |
| 505680 | Athletic Guarantees | $1,000.00 | | $1,000.00 |
| 505690 | Athletic Camp Income | $14,000.00 | | $14,000.00 |
| **Total Revenue** | | **$19,400.00** | | **$19,400.00** |
| 611100 | Unclassified-Contract | | $84,217.95 | ($84,217.95) |
| 615000 | Faculty-Other Budget Pool | | $7,000.00 | ($7,000.00) |
| 616000 | Student Wages-Budget Pool | | $2,500.00 | ($2,500.00) |
| **Total Personnel Services** | | | **$93,717.95** | **($93,717.95)** |
| 621100 | Staff Benefits-Unclassified | | $32,339.69 | ($32,339.69) |
| 623200 | Staff Benefits-Faculty Part Time | | $777.00 | ($777.00) |
| **Total Benefits** | | | **$33,116.69** | **($33,116.69)** |
| 717000 | Budget Pool-Contracted Services | | $8,550.00 | ($8,550.00) |
| 730000 | Budget Pool-Supplies | | $10,000.00 | ($10,000.00) |
| 740000 | Budget Pool-Travel | | $43,000.00 | ($43,000.00) |
| 750000 | Budget Pool-Info & Communications | | $8,023.00 | ($8,023.00) |
| 773000 | Budget Pool-Scholarships&Fellowshps | | $261,980.00 | ($261,980.00) |
| 774100 | Data Processing Equipmnt Use-Intrnl | | $245.00 | ($245.00) |
| **Total Operation** | | | **$331,798.00** | **($331,798.00)** |
| **Net Contribution (use) of Unallocated General: VLW555** | | **$19,400.00** | **$458,632.64** | **($439,232.64)** |

Report Package: Operating Ledger
report created by: Cats

Dec 4, 2007 3:40:50 PM

# BUDGET REPORT

Organization: 444250
Volleyball-Women's

Report Name: Budget Report by Account

Fiscal Year: 2007-08

| ACCOUNT | ACCOUNT_DESC | Revenue Dollars | Expense Dollars | Net Contribution |
|---|---|---|---|---|
| 505650 | Athletic Ticket Sales | $600.00 | | $600.00 |
| 505680 | Athletic Guarantees | $1,000.00 | | $1,000.00 |
| **Total Revenue** | | **$1,600.00** | | **$1,600.00** |
| 611100 | Unclassified-Contract | | $84,217.95 | ($84,217.95) |
| **Total Personnel Services** | | | **$84,217.95** | **($84,217.95)** |
| 621100 | Staff Benefits-Unclassified | | $32,339.69 | ($32,339.69) |
| **Total Benefits** | | | **$32,339.69** | **($32,339.69)** |
| 717000 | Budget Pool-Contracted Services | | $8,550.00 | ($8,550.00) |
| 730000 | Budget Pool-Supplies | | $7,500.00 | ($7,500.00) |
| 740000 | Budget Pool-Travel | | $43,000.00 | ($43,000.00) |
| 750000 | Budget Pool-Info & Communications | | $3,000.00 | ($3,000.00) |
| 773000 | Budget Pool-Scholarships&Fellowshps | | $261,980.00 | ($261,980.00) |
| 774100 | Data Processing Equipmnt Use-Intrnl | | $245.00 | ($245.00) |
| **Total Operation** | | | **$324,275.00** | **($324,275.00)** |
| **Net Contribution (use) of Unallocated General: 444250** | | **$1,600.00** | **$440,832.64** | **($439,232.64)** |

Report Package: Operating Ledger
report created by: Cats

Dec 4, 2007 3:42:57 PM

# BUDGET REPORT

Organization: 444251
R-Pacesetters-Volleyball

Report Name: Budget Report by Account

Fiscal Year: 2007-08

| ACCOUNT | ACCOUNT_DESC | Revenue Dollars | Expense Dollars | Net Contribution |
|---|---|---|---|---|
| 505250 | Departmental Sales & Service | $3,800.00 | | $3,800.00 |
| **Total Revenue** | | **$3,800.00** | | **$3,800.00** |
| 750000 | Budget Pool-Info & Communications | | $3,800.00 | ($3,800.00) |
| **Total Operation** | | | **$3,800.00** | **($3,800.00)** |
| **Net Contribution (use) of Unallocated General: 444251** | | **$3,800.00** | **$3,800.00** | **$0.00** |

Report Package: Operating Ledger
report created by: Cats

Dec 4, 2007 3:42:57 PM

# BUDGET REPORT

Organization: 444271
R-Volleyball Camp 2005

Report Name: Budget Report by Account

Fiscal Year: 2007-08

| ACCOUNT | ACCOUNT_DESC | Revenue Dollars | Expense Dollars | Net Contribution |
|---|---|---|---|---|
| 505690 | Athletic Camp Income | $14,000.00 | | $14,000.00 |
| **Total Revenue** | | **$14,000.00** | | **$14,000.00** |
| 615000 | Faculty-Other Budget Pool | | $7,000.00 | ($7,000.00) |
| 616000 | Student Wages-Budget Pool | | $2,500.00 | ($2,500.00) |
| **Total Personnel Services** | | | **$9,500.00** | **($9,500.00)** |
| 623200 | Staff Benefits-Faculty Part Time | | $777.00 | ($777.00) |
| **Total Benefits** | | | **$777.00** | **($777.00)** |
| 730000 | Budget Pool-Supplies | | $2,500.00 | ($2,500.00) |
| 750000 | Budget Pool-Info & Communications | | $1,223.00 | ($1,223.00) |
| **Total Operation** | | | **$3,723.00** | **($3,723.00)** |
| **Net Contribution (use) of Unallocated General: 444271** | | **$14,000.00** | **$14,000.00** | **$0.00** |

Report Package: Operating Ledger
report created by: Cats

Dec 4, 2007 3:42:57 PM

# BUDGET REPORT

Organization: ODS55
Office of Disability Services

Report Name: Budget Report by Account

Fiscal Year: 2007-08

| ACCOUNT | ACCOUNT_DESC | Revenue Dollars | Expense Dollars | Net Contribution |
|---|---|---|---|---|
| 502600 | Miscellaneous Student Fees | $3,200.00 | | $3,200.00 |
| 505250 | Departmental Sales & Service | $105,653.00 | | $105,653.00 |
| **Total Revenue** | | **$108,853.00** | | **$108,853.00** |
| 611100 | Unclassified-Contract | | $381,620.74 | ($381,620.74) |
| 612000 | Classified-Budget Pool | | $93,586.43 | ($93,586.43) |
| 616000 | Student Wages-Budget Pool | | $155,835.00 | ($155,835.00) |
| **Total Personnel Services** | | | **$631,042.17** | **($631,042.17)** |
| 621100 | Staff Benefits-Unclassified | | $146,542.36 | ($146,542.36) |
| 622100 | Staff Benefits-Classified/Exmt Hrly | | $43,517.69 | ($43,517.69) |
| **Total Benefits** | | | **$190,060.05** | **($190,060.05)** |
| 717000 | Budget Pool-Contracted Services | | $50,375.00 | ($50,375.00) |
| 730000 | Budget Pool-Supplies | | $11,500.00 | ($11,500.00) |
| 740000 | Budget Pool-Travel | | $4,088.00 | ($4,088.00) |
| 750000 | Budget Pool-Info & Communications | | $12,738.00 | ($12,738.00) |
| 760000 | Budget Pool-Maintenance & Repair | | $2,191.00 | ($2,191.00) |
| 774100 | Data Processing Equipmnt Use-Intrnl | | $90,996.04 | ($90,996.04) |
| 777000 | Budget Pool-Other Miscellaneous | | $101,792.00 | ($101,792.00) |
| **Total Operation** | | | **$273,680.04** | **($273,680.04)** |
| **Net Contribution (use) of Unallocated General: ODS55** | | **$108,853.00** | **$1,094,782.26** | **($985,929.26)** |

Report Package: Operating Ledger
report created by: Cats

Dec 4, 2007 3:39:05 PM

# BUDGET REPORT

Organization: ODS555
Office of Disability Services

Report Name: Budget Report by Account

Fiscal Year: 2007-08

| ACCOUNT | ACCOUNT_DESC | Revenue Dollars | Expense Dollars | Net Contribution |
|---|---|---|---|---|
| 502600 | Miscellaneous Student Fees | $3,200.00 | | $3,200.00 |
| 505250 | Departmental Sales & Service | $105,653.00 | | $105,653.00 |
| **Total Revenue** | | **$108,853.00** | | **$108,853.00** |
| 611100 | Unclassified-Contract | | $381,620.74 | ($381,620.74) |
| 612000 | Classified-Budget Pool | | $93,586.43 | ($93,586.43) |
| 616000 | Student Wages-Budget Pool | | $155,835.00 | ($155,835.00) |
| **Total Personnel Services** | | | **$631,042.17** | **($631,042.17)** |
| 621100 | Staff Benefits-Unclassified | | $146,542.36 | ($146,542.36) |
| 622100 | Staff Benefits-Classified/Exmt Hrly | | $43,517.69 | ($43,517.69) |
| **Total Benefits** | | | **$190,060.05** | **($190,060.05)** |
| 717000 | Budget Pool-Contracted Services | | $50,375.00 | ($50,375.00) |
| 730000 | Budget Pool-Supplies | | $11,500.00 | ($11,500.00) |
| 740000 | Budget Pool-Travel | | $4,088.00 | ($4,088.00) |
| 750000 | Budget Pool-Info & Communications | | $12,738.00 | ($12,738.00) |
| 760000 | Budget Pool-Maintenance & Repair | | $2,191.00 | ($2,191.00) |
| 774100 | Data Processing Equipmnt Use-Intrnl | | $90,996.04 | ($90,996.04) |
| 777000 | Budget Pool-Other Miscellaneous | | $101,792.00 | ($101,792.00) |
| **Total Operation** | | | **$273,680.04** | **($273,680.04)** |
| **Net Contribution (use) of Unallocated General: ODS555** | | **$108,853.00** | **$1,094,782.26** | **($985,929.26)** |

Report Package: Operating Ledger
report created by: Cats

Dec 4, 2007 3:40:50 PM

# BUDGET REPORT

Organization: 211113
R/E Dis Svcs Studt Employmt-Bill

Report Name: Budget Report by Account

Fiscal Year: 2007-08

| ACCOUNT | ACCOUNT_DESC | Revenue Dollars | Expense Dollars | Net Contribution |
|---|---|---|---|---|
| 505250 | Departmental Sales & Service | $100,000.00 | | $100,000.00 |
| **Total Revenue** | | **$100,000.00** | | **$100,000.00** |
| 616000 | Student Wages-Budget Pool | | $70,000.00 | ($70,000.00) |
| **Total Personnel Services** | | | **$70,000.00** | **($70,000.00)** |
| 717000 | Budget Pool-Contracted Services | | $30,000.00 | ($30,000.00) |
| **Total Operation** | | | **$30,000.00** | **($30,000.00)** |
| **Net Contribution (use) of Unallocated General: 211113** | | **$100,000.00** | **$100,000.00** | **$0.00** |

Report Package: Operating Ledger
report created by: Cats

Dec 4, 2007 3:42:57 PM

# BUDGET REPORT

Organization: PDT55
University Police Department

Report Name: Budget Report by Account

Fiscal Year: 2007-08

| ACCOUNT | ACCOUNT_DESC | Revenue Dollars | Expense Dollars | Net Contribution |
|---|---|---|---|---|
| 611100 | Unclassified-Contract | | $299,955.91 | ($299,955.91) |
| 612000 | Classified-Budget Pool | | $793,964.61 | ($793,964.61) |
| 612109 | Classified-Vacancy Credit BP | | $4,710.00 | ($4,710.00) |
| 612200 | NonExempt Unclassified Hourly | | $89,338.29 | ($89,338.29) |
| 613000 | Classified-Overtime Budget Pool | | $38,501.00 | ($38,501.00) |
| 616000 | Student Wages-Budget Pool | | $35,464.00 | ($35,464.00) |
| **Total Personnel Services** | | | **$1,261,933.81** | **($1,261,933.81)** |
| 621100 | Staff Benefits-Unclassified | | $149,488.97 | ($149,488.97) |
| 622100 | Staff Benefits-Classified/Exmt Hrly | | $369,194.39 | ($369,194.39) |
| 622130 | Staff Benefits-Classified-Overtime | | $14,784.38 | ($14,784.38) |
| **Total Benefits** | | | **$533,467.74** | **($533,467.74)** |
| 717000 | Budget Pool-Contracted Services | | $5,978.00 | ($5,978.00) |
| 730000 | Budget Pool-Supplies | | $31,880.00 | ($31,880.00) |
| 740000 | Budget Pool-Travel | | $50,000.00 | ($50,000.00) |
| 750000 | Budget Pool-Info & Communications | | $27,647.00 | ($27,647.00) |
| 760000 | Budget Pool-Maintenance & Repair | | $8,890.00 | ($8,890.00) |
| 774100 | Data Processing Equipmnt Use-Intrnl | | $47,424.16 | ($47,424.16) |
| 775000 | Budget Pool-Equipment Rental Charge | | $7,380.00 | ($7,380.00) |
| 777000 | Budget Pool-Other Miscellaneous | | $266.00 | ($266.00) |
| **Total Operation** | | | **$179,465.16** | **($179,465.16)** |
| **Net Contribution (use) of Unallocated General: PDT55** | | | **$1,974,866.71** | **($1,974,866.71)** |

Report Package: Operating Ledger
report created by: Cats

Dec 4, 2007 3:39:05 PM

# BUDGET REPORT

Organization: PDT555
University Police Department

Report Name: Budget Report by Account

Fiscal Year: 2007-08

| ACCOUNT | ACCOUNT_DESC | Revenue Dollars | Expense Dollars | Net Contribution |
|---|---|---|---|---|
| 611100 | Unclassified-Contract | | $299,955.91 | ($299,955.91) |
| 612000 | Classified-Budget Pool | | $793,964.61 | ($793,964.61) |
| 612109 | Classified-Vacancy Credit BP | | $4,710.00 | ($4,710.00) |
| 612200 | NonExempt Unclassified Hourly | | $89,338.29 | ($89,338.29) |
| 613000 | Classified-Overtime Budget Pool | | $38,501.00 | ($38,501.00) |
| 616000 | Student Wages-Budget Pool | | $35,464.00 | ($35,464.00) |
| **Total Personnel Services** | | | **$1,261,933.81** | **($1,261,933.81)** |
| 621100 | Staff Benefits-Unclassified | | $149,488.97 | ($149,488.97) |
| 622100 | Staff Benefits-Classified/Exmt Hrly | | $369,194.39 | ($369,194.39) |
| 622130 | Staff Benefits-Classified-Overtime | | $14,784.38 | ($14,784.38) |
| **Total Benefits** | | | **$533,467.74** | **($533,467.74)** |
| 717000 | Budget Pool-Contracted Services | | $5,978.00 | ($5,978.00) |
| 730000 | Budget Pool-Supplies | | $31,880.00 | ($31,880.00) |
| 740000 | Budget Pool-Travel | | $50,000.00 | ($50,000.00) |
| 750000 | Budget Pool-Info & Communications | | $27,647.00 | ($27,647.00) |
| 760000 | Budget Pool-Maintenance & Repair | | $8,890.00 | ($8,890.00) |
| 774100 | Data Processing Equipmnt Use-Intrnl | | $47,424.16 | ($47,424.16) |
| 775000 | Budget Pool-Equipment Rental Charge | | $7,380.00 | ($7,380.00) |
| 777000 | Budget Pool-Other Miscellaneous | | $266.00 | ($266.00) |
| **Total Operation** | | | **$179,465.16** | **($179,465.16)** |
| **Net Contribution (use) of Unallocated General: PDT555** | | | **$1,974,866.71** | **($1,974,866.71)** |

Report Package: Operating Ledger
report created by: Cats

Dec 4, 2007 3:40:50 PM

# BUDGET REPORT

Organization: 211200
University Police Department

Report Name: Budget Report by Account

Fiscal Year: 2007-08

| ACCOUNT | ACCOUNT_DESC | Revenue Dollars | Expense Dollars | Net Contribution |
|---|---|---|---|---|
| 611100 | Unclassified-Contract | | $299,955.91 | ($299,955.91) |
| 612000 | Classified-Budget Pool | | $793,964.61 | ($793,964.61) |
| 612109 | Classified-Vacancy Credit BP | | $4,710.00 | ($4,710.00) |
| 612200 | NonExempt Unclassified Hourly | | $89,338.29 | ($89,338.29) |
| 613000 | Classified-Overtime Budget Pool | | $38,501.00 | ($38,501.00) |
| 616000 | Student Wages-Budget Pool | | $35,464.00 | ($35,464.00) |
| **Total Personnel Services** | | | **$1,261,933.81** | **($1,261,933.81)** |
| 621100 | Staff Benefits-Unclassified | | $149,488.97 | ($149,488.97) |
| 622100 | Staff Benefits-Classified/Exmt Hrly | | $369,194.39 | ($369,194.39) |
| 622130 | Staff Benefits-Classified-Overtime | | $14,784.38 | ($14,784.38) |
| **Total Benefits** | | | **$533,467.74** | **($533,467.74)** |
| 717000 | Budget Pool-Contracted Services | | $5,978.00 | ($5,978.00) |
| 730000 | Budget Pool-Supplies | | $31,880.00 | ($31,880.00) |
| 740000 | Budget Pool-Travel | | $50,000.00 | ($50,000.00) |
| 750000 | Budget Pool-Info & Communications | | $27,647.00 | ($27,647.00) |
| 760000 | Budget Pool-Maintenance & Repair | | $8,890.00 | ($8,890.00) |
| 774100 | Data Processing Equipmnt Use-Intrnl | | $47,424.16 | ($47,424.16) |
| 775000 | Budget Pool-Equipment Rental Charge | | $7,380.00 | ($7,380.00) |
| 777000 | Budget Pool-Other Miscellaneous | | $266.00 | ($266.00) |
| **Total Operation** | | | **$179,465.16** | **($179,465.16)** |
| **Net Contribution (use) of Unallocated General: 211200** | | | **$1,974,866.71** | **($1,974,866.71)** |

# BUDGET REPORT

Organization: SHS55
Student Health Services

Report Name: Budget Report by Account

Fiscal Year: 2007-08

| ACCOUNT | ACCOUNT_DESC | Revenue Dollars | Expense Dollars | Net Contribution |
|---|---|---|---|---|
| 879200 | Student Health Cost Allocatn-Debit | | $391,702.19 | ($391,702.19) |
| Total Transfers | | | **$391,702.19** | **($391,702.19)** |
| Net Contribution (use) of Unallocated General: SHS55 | | | **$391,702.19** | **($391,702.19)** |

Report Package: Operating Ledger
report created by: Cats

Dec 4, 2007 3:39:05 PM

# BUDGET REPORT

Organization: SHS555
Student Health Services

Report Name: Budget Report by Account

Fiscal Year: 2007-08

| ACCOUNT | ACCOUNT_DESC | Revenue Dollars | Expense Dollars | Net Contribution |
|---|---|---|---|---|
| 879200 | Student Health Cost Allocatn-Debit | | $391,702.19 | ($391,702.19) |
| Total Transfers | | | **$391,702.19** | **($391,702.19)** |
| Net Contribution (use) of Unallocated General: SHS555 | | | **$391,702.19** | **($391,702.19)** |

Report Package: Operating Ledger
report created by: Cats

Dec 4, 2007 3:40:50 PM

# BUDGET REPORT

Report Name: Budget Report by Account

Organization: 211120
Health Clinic

Fiscal Year: 2007-08

| ACCOUNT | ACCOUNT_DESC | Revenue Dollars | Expense Dollars | Net Contribution |
|---|---|---|---|---|
| 879200 | Student Health Cost Allocatn-Debit | | $391,702.19 | ($391,702.19) |
| Total Transfers | | | **$391,702.19** | **($391,702.19)** |
| Net Contribution (use) of Unallocated General: 211120 | | | **$391,702.19** | **($391,702.19)** |

Report Package: Operating Ledger
report created by: Cats

Dec 4, 2007 3:42:57 PM

# BUDGET REPORT

Organization: VPSAA
VP-Student Affairs

Report Name: Budget Report by Account

Fiscal Year: 2007-08

| ACCOUNT | ACCOUNT_DESC | Revenue Dollars | Expense Dollars | Net Contribution |
|---|---|---|---|---|
| 611100 | Unclassified-Contract | | $447,765.47 | ($447,765.47) |
| 611500 | Graduate Assistants | | $6,818.78 | ($6,818.78) |
| 611510 | Graduate Assistants-Summer | | $1,363.75 | ($1,363.75) |
| 612000 | Classified-Budget Pool | | $77,981.95 | ($77,981.95) |
| 615000 | Faculty-Other Budget Pool | | $2,000.00 | ($2,000.00) |
| 615300 | Faculty-Summer | | $10,000.00 | ($10,000.00) |
| 616000 | Student Wages-Budget Pool | | $17,000.00 | ($17,000.00) |
| **Total Personnel Services** | | | **$562,929.95** | **($562,929.95)** |
| 621100 | Staff Benefits-Unclassified | | $171,941.94 | ($171,941.94) |
| 622100 | Staff Benefits-Classified/Exmt Hrly | | $62,788.30 | ($62,788.30) |
| 623200 | Staff Benefits-Faculty Part Time | | $1,584.00 | ($1,584.00) |
| **Total Benefits** | | | **$236,314.24** | **($236,314.24)** |
| 717000 | Budget Pool-Contracted Services | | $10,476.00 | ($10,476.00) |
| 730000 | Budget Pool-Supplies | | $19,850.00 | ($19,850.00) |
| 740000 | Budget Pool-Travel | | $51,290.00 | ($51,290.00) |
| 750000 | Budget Pool-Info & Communications | | $24,835.00 | ($24,835.00) |
| 760000 | Budget Pool-Maintenance & Repair | | $500.00 | ($500.00) |
| 773400 | Waivers-GA Academic In State | | $8,941.92 | ($8,941.92) |
| 773420 | Waivers-GA Summer In State | | $5,107.44 | ($5,107.44) |
| 774100 | Data Processing Equipmnt Use-Intrnl | | $70,148.17 | ($70,148.17) |
| 777000 | Budget Pool-Other Miscellaneous | | $95,081.00 | ($95,081.00) |
| **Total Operation** | | | **$286,229.53** | **($286,229.53)** |
| 879210 | Student Health Cost Allocatn-Credit | | ($7,091.78) | $7,091.78 |
| 879880 | Earning Support/Trsf-Debit | | $692,134.49 | ($692,134.49) |
| **Total Transfers** | | | **$685,042.71** | **($685,042.71)** |
| **Net Contribution (use) of Unallocated General: VPSAA** | | | **$1,770,516.43** | **($1,770,516.43)** |

Report Package: Operating Ledger
report created by: Cats

Dec 4, 2007 3:39:05 PM

# BUDGET REPORT

Organization: VPSAA5
VP-Student Affairs

Report Name: Budget Report by Account

Fiscal Year: 2007-08

| ACCOUNT | ACCOUNT_DESC | Revenue Dollars | Expense Dollars | Net Contribution |
|---|---|---|---|---|
| 611100 | Unclassified-Contract | | $447,765.47 | ($447,765.47) |
| 611500 | Graduate Assistants | | $6,818.78 | ($6,818.78) |
| 611510 | Graduate Assistants-Summer | | $1,363.75 | ($1,363.75) |
| 612000 | Classified-Budget Pool | | $77,981.95 | ($77,981.95) |
| 615000 | Faculty-Other Budget Pool | | $2,000.00 | ($2,000.00) |
| 615300 | Faculty-Summer | | $10,000.00 | ($10,000.00) |
| 616000 | Student Wages-Budget Pool | | $17,000.00 | ($17,000.00) |
| **Total Personnel Services** | | | **$562,929.95** | **($562,929.95)** |
| 621100 | Staff Benefits-Unclassified | | $171,941.94 | ($171,941.94) |
| 622100 | Staff Benefits-Classified/Exmt Hrly | | $62,788.30 | ($62,788.30) |
| 623200 | Staff Benefits-Faculty Part Time | | $1,584.00 | ($1,584.00) |
| **Total Benefits** | | | **$236,314.24** | **($236,314.24)** |
| 717000 | Budget Pool-Contracted Services | | $10,476.00 | ($10,476.00) |
| 730000 | Budget Pool-Supplies | | $19,850.00 | ($19,850.00) |
| 740000 | Budget Pool-Travel | | $51,290.00 | ($51,290.00) |
| 750000 | Budget Pool-Info & Communications | | $24,835.00 | ($24,835.00) |
| 760000 | Budget Pool-Maintenance & Repair | | $500.00 | ($500.00) |
| 773400 | Waivers-GA Academic In State | | $8,941.92 | ($8,941.92) |
| 773420 | Waivers-GA Summer In State | | $5,107.44 | ($5,107.44) |
| 774100 | Data Processing Equipmnt Use-Intrnl | | $70,148.17 | ($70,148.17) |
| 777000 | Budget Pool-Other Miscellaneous | | $95,081.00 | ($95,081.00) |
| **Total Operation** | | | **$286,229.53** | **($286,229.53)** |
| 879210 | Student Health Cost Allocatn-Credit | | ($7,091.78) | $7,091.78 |
| 879880 | Earning Support/Trsf-Debit | | $692,134.49 | ($692,134.49) |
| **Total Transfers** | | | **$685,042.71** | **($685,042.71)** |
| **Net Contribution (use) of Unallocated General: VPSAA5** | | | **$1,770,516.43** | **($1,770,516.43)** |

Report Package: Operating Ledger
report created by: Cats

Dec 4, 2007 3:40:50 PM

# BUDGET REPORT

Organization: 211000

Vice President for Student Affairs

Report Name: Budget Report by Account

Fiscal Year: 2007-08

| ACCOUNT | ACCOUNT_DESC | Revenue Dollars | Expense Dollars | Net Contribution |
|---|---|---|---|---|
| 611100 | Unclassified-Contract | | $445,693.07 | ($445,693.07) |
| 611500 | Graduate Assistants | | $6,818.78 | ($6,818.78) |
| 611510 | Graduate Assistants-Summer | | $1,363.75 | ($1,363.75) |
| 612000 | Classified-Budget Pool | | $54,228.35 | ($54,228.35) |
| 615000 | Faculty-Other Budget Pool | | $2,000.00 | ($2,000.00) |
| 616000 | Student Wages-Budget Pool | | $17,000.00 | ($17,000.00) |
| **Total Personnel Services** | | | **$527,103.95** | **($527,103.95)** |
| 621100 | Staff Benefits-Unclassified | | $144,619.45 | ($144,619.45) |
| 622100 | Staff Benefits-Classified/Exmt Hrly | | $51,742.88 | ($51,742.88) |
| 623200 | Staff Benefits-Faculty Part Time | | $264.00 | ($264.00) |
| **Total Benefits** | | | **$196,626.33** | **($196,626.33)** |
| 717000 | Budget Pool-Contracted Services | | $10,476.00 | ($10,476.00) |
| 730000 | Budget Pool-Supplies | | $19,850.00 | ($19,850.00) |
| 740000 | Budget Pool-Travel | | $24,000.00 | ($24,000.00) |
| 750000 | Budget Pool-Info & Communications | | $24,835.00 | ($24,835.00) |
| 760000 | Budget Pool-Maintenance & Repair | | $500.00 | ($500.00) |
| 773400 | Waivers-GA Academic In State | | $8,941.92 | ($8,941.92) |
| 773420 | Waivers-GA Summer In State | | $5,107.44 | ($5,107.44) |
| 774100 | Data Processing Equipmnt Use-Intrnl | | $51,577.55 | ($51,577.55) |
| 777000 | Budget Pool-Other Miscellaneous | | $58,081.00 | ($58,081.00) |
| **Total Operation** | | | **$203,368.91** | **($203,368.91)** |
| 879210 | Student Health Cost Allocatn-Credit | | ($7,091.78) | $7,091.78 |
| **Total Transfers** | | | **($7,091.78)** | **$7,091.78** |
| **Net Contribution (use) of Unallocated General: 211000** | | | **$920,007.41** | **($920,007.41)** |

Report Package: Operating Ledger

report created by: Cats

Dec 4, 2007 3:42:57 PM

# BUDGET REPORT

Organization: 211003

Earnings Support-VP Student Affairs

Report Name: Budget Report by Account

Fiscal Year: 2007-08

| ACCOUNT | ACCOUNT_DESC | Revenue Dollars | Expense Dollars | Net Contribution |
|---|---|---|---|---|
| 879880 | Earning Support/Trsf-Debit | | $692,134.49 | ($692,134.49) |
| Total Transfers | | | **$692,134.49** | **($692,134.49)** |
| Net Contribution (use) of Unallocated General: 211003 | | | **$692,134.49** | **($692,134.49)** |

Report Package: Operating Ledger
report created by: Cats

Dec 4, 2007 3:42:57 PM

# BUDGET REPORT

Organization: 211004

VP Student Affairs Special Projects

Report Name: Budget Report by Account

Fiscal Year: 2007-08

| ACCOUNT | ACCOUNT_DESC | Revenue Dollars | Expense Dollars | Net Contribution |
|---|---|---|---|---|
| 777000 | Budget Pool-Other Miscellaneous | | $37,000.00 | ($37,000.00) |
| Total Operation | | | **$37,000.00** | **($37,000.00)** |
| Net Contribution (use) of Unallocated General: 211004 | | | **$37,000.00** | **($37,000.00)** |

Report Package: Operating Ledger

report created by: Cats

Dec 4, 2007 3:42:57 PM

# BUDGET REPORT

Organization: 211005
Faculty Athletics Council Rep

Report Name: Budget Report by Account

Fiscal Year: 2007-08

| ACCOUNT | ACCOUNT_DESC | Revenue Dollars | Expense Dollars | Net Contribution |
|---|---|---|---|---|
| 615300 | Faculty-Summer | | $10,000.00 | ($10,000.00) |
| **Total Personnel Services** | | | **$10,000.00** | **($10,000.00)** |
| 623200 | Staff Benefits-Faculty Part Time | | $1,320.00 | ($1,320.00) |
| **Total Benefits** | | | **$1,320.00** | **($1,320.00)** |
| 740000 | Budget Pool-Travel | | $2,290.00 | ($2,290.00) |
| **Total Operation** | | | **$2,290.00** | **($2,290.00)** |
| **Net Contribution (use) of Unallocated General: 211005** | | | **$13,610.00** | **($13,610.00)** |

Report Package: Operating Ledger
report created by: Cats

Dec 4, 2007 3:42:57 PM

# BUDGET REPORT

Organization: 211006
Pathways to Success Mentoring Prog

Report Name: Budget Report by Account

Fiscal Year: 2007-08

| ACCOUNT | ACCOUNT_DESC | Revenue Dollars | Expense Dollars | Net Contribution |
|---|---|---|---|---|
| 740000 | Budget Pool-Travel | | $10,000.00 | ($10,000.00) |
| Total Operation | | | **$10,000.00** | **($10,000.00)** |
| Net Contribution (use) of Unallocated General: 211006 | | | **$10,000.00** | **($10,000.00)** |

Report Package: Operating Ledger
report created by: Cats

Dec 4, 2007 3:42:57 PM

# BUDGET REPORT

Organization: 211009
Student Support Services

Report Name: Budget Report by Account

Fiscal Year: 2007-08

| ACCOUNT | ACCOUNT_DESC | Revenue Dollars | Expense Dollars | Net Contribution |
|---|---|---|---|---|
| 611100 | Unclassified-Contract | | $2,072.40 | ($2,072.40) |
| 612000 | Classified-Budget Pool | | $23,753.60 | ($23,753.60) |
| **Total Personnel Services** | | | **$25,826.00** | **($25,826.00)** |
| 621100 | Staff Benefits-Unclassified | | $27,322.49 | ($27,322.49) |
| 622100 | Staff Benefits-Classified/Exmt Hrly | | $11,045.42 | ($11,045.42) |
| **Total Benefits** | | | **$38,367.91** | **($38,367.91)** |
| 740000 | Budget Pool-Travel | | $15,000.00 | ($15,000.00) |
| 774100 | Data Processing Equipmnt Use-Intrnl | | $18,570.62 | ($18,570.62) |
| **Total Operation** | | | **$33,570.62** | **($33,570.62)** |
| **Net Contribution (use) of Unallocated General: 211009** | | | **$97,764.53** | **($97,764.53)** |

Report Package: Operating Ledger
report created by: Cats

Dec 4, 2007 3:42:57 PM

## BUDGET DETAIL

# K. Vice President
# University Advancement

# BUDGET REPORT

Organization: UA
VP-University Advancement

Report Name: Budget Report by Account

Fiscal Year: 2007-08

| ACCOUNT | ACCOUNT_DESC | Revenue Dollars | Expense Dollars | Net Contribution |
|---|---|---|---|---|
| 505250 | Departmental Sales & Service | $15,500.00 | | $15,500.00 |
| **Total Revenue** | | **$15,500.00** | | **$15,500.00** |
| 611100 | Unclassified-Contract | | $2,224,321.01 | ($2,224,321.01) |
| 611109 | Unclassified-Vacancy Credit BgtPool | | $665.00 | ($665.00) |
| 612000 | Classified-Budget Pool | | $363,414.14 | ($363,414.14) |
| 612200 | NonExempt Unclassified Hourly | | $41,460.59 | ($41,460.59) |
| 612300 | Classified-Intermittent | | $11.64 | ($11.64) |
| 613000 | Classified-Overtime Budget Pool | | $5,874.00 | ($5,874.00) |
| 616000 | Student Wages-Budget Pool | | $87,160.00 | ($87,160.00) |
| **Total Personnel Services** | | | **$2,722,906.38** | **($2,722,906.38)** |
| 621100 | Staff Benefits-Unclassified | | $870,059.96 | ($870,059.96) |
| 622100 | Staff Benefits-Classified/Exmt Hrly | | $168,987.60 | ($168,987.60) |
| 622110 | Staff Benefits-Classified <51%/Ret | | $1.75 | ($1.75) |
| 622130 | Staff Benefits-Classified-Overtime | | $2,731.41 | ($2,731.41) |
| **Total Benefits** | | | **$1,041,780.72** | **($1,041,780.72)** |
| 730000 | Budget Pool-Supplies | | $35,349.00 | ($35,349.00) |
| 740000 | Budget Pool-Travel | | $76,944.00 | ($76,944.00) |
| 750000 | Budget Pool-Info & Communications | | $468,458.00 | ($468,458.00) |
| 757930 | Cost Recovery-Informatn/Communicatn | | ($31,072.00) | $31,072.00 |
| 760000 | Budget Pool-Maintenance & Repair | | $18,459.00 | ($18,459.00) |
| 774100 | Data Processing Equipmnt Use-Intrnl | | $415,517.88 | ($415,517.88) |
| 775000 | Budget Pool-Equipment Rental Charge | | $6,273.00 | ($6,273.00) |
| 777000 | Budget Pool-Other Miscellaneous | | ($74,584.00) | $74,584.00 |
| 794000 | Budget Pool-Capital Equipment | | $2,500.00 | ($2,500.00) |
| **Total Operation** | | | **$917,844.88** | **($917,844.88)** |
| **Net Contribution (use) of Unallocated General: UA** | | **$15,500.00** | **$4,682,531.98** | **($4,667,031.98)** |

Report Package: Operating Ledger
report created by: Cats

Dec 4, 2007 3:15:40 PM

# BUDGET REPORT

Organization: UA5

Report Name: Budget Report by Account

VP-University Advancement Admin

Fiscal Year: 2007-08

| ACCOUNT | ACCOUNT_DESC | Revenue Dollars | Expense Dollars | Net Contribution |
|---|---|---|---|---|
| 505250 | Departmental Sales & Service | $15,500.00 | | $15,500.00 |
| **Total Revenue** | | **$15,500.00** | | **$15,500.00** |
| 611100 | Unclassified-Contract | | $2,224,321.01 | ($2,224,321.01) |
| 611109 | Unclassified-Vacancy Credit BgtPool | | $665.00 | ($665.00) |
| 612000 | Classified-Budget Pool | | $363,414.14 | ($363,414.14) |
| 612200 | NonExempt Unclassified Hourly | | $41,460.59 | ($41,460.59) |
| 612300 | Classified-Intermittent | | $11.64 | ($11.64) |
| 613000 | Classified-Overtime Budget Pool | | $5,874.00 | ($5,874.00) |
| 616000 | Student Wages-Budget Pool | | $87,160.00 | ($87,160.00) |
| **Total Personnel Services** | | | **$2,722,906.38** | **($2,722,906.38)** |
| 621100 | Staff Benefits-Unclassified | | $870,059.96 | ($870,059.96) |
| 622100 | Staff Benefits-Classified/Exmt Hrly | | $168,987.60 | ($168,987.60) |
| 622110 | Staff Benefits-Classified <51%/Ret | | $1.75 | ($1.75) |
| 622130 | Staff Benefits-Classified-Overtime | | $2,731.41 | ($2,731.41) |
| **Total Benefits** | | | **$1,041,780.72** | **($1,041,780.72)** |
| 730000 | Budget Pool-Supplies | | $35,349.00 | ($35,349.00) |
| 740000 | Budget Pool-Travel | | $76,944.00 | ($76,944.00) |
| 750000 | Budget Pool-Info & Communications | | $468,458.00 | ($468,458.00) |
| 757930 | Cost Recovery-Informatn/Communicatn | | ($31,072.00) | $31,072.00 |
| 760000 | Budget Pool-Maintenance & Repair | | $18,459.00 | ($18,459.00) |
| 774100 | Data Processing Equipmnt Use-Intrnl | | $415,517.88 | ($415,517.88) |
| 775000 | Budget Pool-Equipment Rental Charge | | $6,273.00 | ($6,273.00) |
| 777000 | Budget Pool-Other Miscellaneous | | ($74,584.00) | $74,584.00 |
| 794000 | Budget Pool-Capital Equipment | | $2,500.00 | ($2,500.00) |
| **Total Operation** | | | **$917,844.88** | **($917,844.88)** |
| **Net Contribution (use) of Unallocated General: UA5** | | **$15,500.00** | **$4,682,531.98** | **($4,667,031.98)** |

Report Package: Operating Ledger

report created by: Cats

Dec 4, 2007 3:17:30 PM

# BUDGET REPORT

Organization: VPUA
VP-University Advancement Admin

Report Name: Budget Report by Account

Fiscal Year: 2007-08

| ACCOUNT | ACCOUNT_DESC | Revenue Dollars | Expense Dollars | Net Contribution |
|---|---|---|---|---|
| 505250 | Departmental Sales & Service | $15,500.00 | | $15,500.00 |
| **Total Revenue** | | **$15,500.00** | | **$15,500.00** |
| 611100 | Unclassified-Contract | | $2,224,321.01 | ($2,224,321.01) |
| 611109 | Unclassified-Vacancy Credit BgtPool | | $665.00 | ($665.00) |
| 612000 | Classified-Budget Pool | | $363,414.14 | ($363,414.14) |
| 612200 | NonExempt Unclassified Hourly | | $41,460.59 | ($41,460.59) |
| 612300 | Classified-Intermittent | | $11.64 | ($11.64) |
| 613000 | Classified-Overtime Budget Pool | | $5,874.00 | ($5,874.00) |
| 616000 | Student Wages-Budget Pool | | $87,160.00 | ($87,160.00) |
| **Total Personnel Services** | | | **$2,722,906.38** | **($2,722,906.38)** |
| 621100 | Staff Benefits-Unclassified | | $870,059.96 | ($870,059.96) |
| 622100 | Staff Benefits-Classified/Exmt Hrly | | $168,987.60 | ($168,987.60) |
| 622110 | Staff Benefits-Classified <51%/Ret | | $1.75 | ($1.75) |
| 622130 | Staff Benefits-Classified-Overtime | | $2,731.41 | ($2,731.41) |
| **Total Benefits** | | | **$1,041,780.72** | **($1,041,780.72)** |
| 730000 | Budget Pool-Supplies | | $35,349.00 | ($35,349.00) |
| 740000 | Budget Pool-Travel | | $76,944.00 | ($76,944.00) |
| 750000 | Budget Pool-Info & Communications | | $468,458.00 | ($468,458.00) |
| 757930 | Cost Recovery-Informatn/Communicatn | | ($31,072.00) | $31,072.00 |
| 760000 | Budget Pool-Maintenance & Repair | | $18,459.00 | ($18,459.00) |
| 774100 | Data Processing Equipmnt Use-Intrnl | | $415,517.88 | ($415,517.88) |
| 775000 | Budget Pool-Equipment Rental Charge | | $6,273.00 | ($6,273.00) |
| 777000 | Budget Pool-Other Miscellaneous | | ($74,584.00) | $74,584.00 |
| 794000 | Budget Pool-Capital Equipment | | $2,500.00 | ($2,500.00) |
| **Total Operation** | | | **$917,844.88** | **($917,844.88)** |
| **Net Contribution (use) of Unallocated General: VPUA** | | **$15,500.00** | **$4,682,531.98** | **($4,667,031.98)** |

Report Package: Operating Ledger
report created by: Cats

Dec 4, 2007 3:36:33 PM

# BUDGET REPORT

Organization: AMR55
Office of Alumni Relations

Report Name: Budget Report by Account

Fiscal Year: 2007-08

| ACCOUNT | ACCOUNT_DESC | Revenue Dollars | Expense Dollars | Net Contribution |
|---|---|---|---|---|
| 611100 | Unclassified-Contract | | $225,726.79 | ($225,726.79) |
| 612000 | Classified-Budget Pool | | $54,497.01 | ($54,497.01) |
| 616000 | Student Wages-Budget Pool | | $4,353.00 | ($4,353.00) |
| **Total Personnel Services** | | | **$284,576.80** | **($284,576.80)** |
| 621100 | Staff Benefits-Unclassified | | $86,679.09 | ($86,679.09) |
| 622100 | Staff Benefits-Classified/Exmt Hrly | | $25,341.11 | ($25,341.11) |
| **Total Benefits** | | | **$112,020.20** | **($112,020.20)** |
| 730000 | Budget Pool-Supplies | | $2,000.00 | ($2,000.00) |
| 740000 | Budget Pool-Travel | | $17,155.00 | ($17,155.00) |
| 750000 | Budget Pool-Info & Communications | | $59,844.00 | ($59,844.00) |
| 774100 | Data Processing Equipmnt Use-Intrnl | | $46,426.55 | ($46,426.55) |
| 775000 | Budget Pool-Equipment Rental Charge | | $70.00 | ($70.00) |
| 777000 | Budget Pool-Other Miscellaneous | | ($50,072.00) | $50,072.00 |
| 794000 | Budget Pool-Capital Equipment | | $1,500.00 | ($1,500.00) |
| **Total Operation** | | | **$76,923.55** | **($76,923.55)** |
| **Net Contribution (use) of Unallocated General: AMR55** | | | **$473,520.55** | **($473,520.55)** |

Report Package: Operating Ledger
report created by: Cats

Dec 4, 2007 3:39:05 PM

# BUDGET REPORT

Organization: AMR555
Office of Alumni Relations

Report Name: Budget Report by Account

Fiscal Year: 2007-08

| ACCOUNT | ACCOUNT_DESC | Revenue Dollars | Expense Dollars | Net Contribution |
|---|---|---|---|---|
| 611100 | Unclassified-Contract | | $225,726.79 | ($225,726.79) |
| 612000 | Classified-Budget Pool | | $54,497.01 | ($54,497.01) |
| 616000 | Student Wages-Budget Pool | | $4,353.00 | ($4,353.00) |
| **Total Personnel Services** | | | **$284,576.80** | **($284,576.80)** |
| 621100 | Staff Benefits-Unclassified | | $86,679.09 | ($86,679.09) |
| 622100 | Staff Benefits-Classified/Exmt Hrly | | $25,341.11 | ($25,341.11) |
| **Total Benefits** | | | **$112,020.20** | **($112,020.20)** |
| 730000 | Budget Pool-Supplies | | $2,000.00 | ($2,000.00) |
| 740000 | Budget Pool-Travel | | $17,155.00 | ($17,155.00) |
| 750000 | Budget Pool-Info & Communications | | $59,844.00 | ($59,844.00) |
| 774100 | Data Processing Equipmnt Use-Intrnl | | $46,426.55 | ($46,426.55) |
| 775000 | Budget Pool-Equipment Rental Charge | | $70.00 | ($70.00) |
| 777000 | Budget Pool-Other Miscellaneous | | ($50,072.00) | $50,072.00 |
| 794000 | Budget Pool-Capital Equipment | | $1,500.00 | ($1,500.00) |
| **Total Operation** | | | **$76,923.55** | **($76,923.55)** |
| **Net Contribution (use) of Unallocated General: AMR555** | | | **$473,520.55** | **($473,520.55)** |

Report Package: Operating Ledger
report created by: Cats

Dec 4, 2007 3:40:50 PM

# BUDGET REPORT

Organization: 212160
Alumni Relations

Report Name: Budget Report by Account

Fiscal Year: 2007-08

| ACCOUNT | ACCOUNT_DESC | Revenue Dollars | Expense Dollars | Net Contribution |
|---|---|---|---|---|
| 611100 | Unclassified-Contract | | $225,726.79 | ($225,726.79) |
| 612000 | Classified-Budget Pool | | $54,497.01 | ($54,497.01) |
| 616000 | Student Wages-Budget Pool | | $4,353.00 | ($4,353.00) |
| **Total Personnel Services** | | | **$284,576.80** | **($284,576.80)** |
| 621100 | Staff Benefits-Unclassified | | $86,679.09 | ($86,679.09) |
| 622100 | Staff Benefits-Classified/Exmt Hrly | | $25,341.11 | ($25,341.11) |
| **Total Benefits** | | | **$112,020.20** | **($112,020.20)** |
| 730000 | Budget Pool-Supplies | | $2,000.00 | ($2,000.00) |
| 740000 | Budget Pool-Travel | | $17,155.00 | ($17,155.00) |
| 750000 | Budget Pool-Info & Communications | | $59,844.00 | ($59,844.00) |
| 774100 | Data Processing Equipmnt Use-Intrnl | | $46,426.55 | ($46,426.55) |
| 775000 | Budget Pool-Equipment Rental Charge | | $70.00 | ($70.00) |
| 777000 | Budget Pool-Other Miscellaneous | | ($50,072.00) | $50,072.00 |
| 794000 | Budget Pool-Capital Equipment | | $1,500.00 | ($1,500.00) |
| **Total Operation** | | | **$76,923.55** | **($76,923.55)** |
| **Net Contribution (use) of Unallocated General: 212160** | | | **$473,520.55** | **($473,520.55)** |

Report Package: Operating Ledger
report created by: Cats

Dec 4, 2007 3:42:57 PM

# BUDGET REPORT

Organization: AUA55
Assistant VP for Public Affairs

Report Name: Budget Report by Account

Fiscal Year: 2007-08

| ACCOUNT | ACCOUNT_DESC | Revenue Dollars | Expense Dollars | Net Contribution |
|---|---|---|---|---|
| 611100 | Unclassified-Contract | | $124,691.14 | ($124,691.14) |
| 612000 | Classified-Budget Pool | | $43,639.25 | ($43,639.25) |
| 616000 | Student Wages-Budget Pool | | $3,684.00 | ($3,684.00) |
| **Total Personnel Services** | | | **$172,014.39** | **($172,014.39)** |
| 621100 | Staff Benefits-Unclassified | | $47,881.39 | ($47,881.39) |
| 622100 | Staff Benefits-Classified/Exmt Hrly | | $20,292.25 | ($20,292.25) |
| **Total Benefits** | | | **$68,173.64** | **($68,173.64)** |
| 730000 | Budget Pool-Supplies | | $2,500.00 | ($2,500.00) |
| 740000 | Budget Pool-Travel | | $21,900.00 | ($21,900.00) |
| 750000 | Budget Pool-Info & Communications | | $7,651.00 | ($7,651.00) |
| 760000 | Budget Pool-Maintenance & Repair | | $200.00 | ($200.00) |
| 774100 | Data Processing Equipmnt Use-Intrnl | | $18,570.62 | ($18,570.62) |
| **Total Operation** | | | **$50,821.62** | **($50,821.62)** |
| **Net Contribution (use) of Unallocated General: AUA55** | | | **$291,009.65** | **($291,009.65)** |

Report Package: Operating Ledger
report created by: Cats

Dec 4, 2007 3:39:05 PM

# BUDGET REPORT

Organization: UAU555
Assistant VP for Public Affairs

Report Name: Budget Report by Account

Fiscal Year: 2007-08

| ACCOUNT | ACCOUNT_DESC | Revenue Dollars | Expense Dollars | Net Contribution |
|---|---|---|---|---|
| 611100 | Unclassified-Contract | | $124,691.14 | ($124,691.14) |
| 612000 | Classified-Budget Pool | | $43,639.25 | ($43,639.25) |
| 616000 | Student Wages-Budget Pool | | $3,684.00 | ($3,684.00) |
| **Total Personnel Services** | | | **$172,014.39** | **($172,014.39)** |
| 621100 | Staff Benefits-Unclassified | | $47,881.39 | ($47,881.39) |
| 622100 | Staff Benefits-Classified/Exmt Hrly | | $20,292.25 | ($20,292.25) |
| **Total Benefits** | | | **$68,173.64** | **($68,173.64)** |
| 730000 | Budget Pool-Supplies | | $2,500.00 | ($2,500.00) |
| 740000 | Budget Pool-Travel | | $21,900.00 | ($21,900.00) |
| 750000 | Budget Pool-Info & Communications | | $7,651.00 | ($7,651.00) |
| 760000 | Budget Pool-Maintenance & Repair | | $200.00 | ($200.00) |
| 774100 | Data Processing Equipmnt Use-Intrnl | | $18,570.62 | ($18,570.62) |
| **Total Operation** | | | **$50,821.62** | **($50,821.62)** |
| **Net Contribution (use) of Unallocated General: UAU555** | | | **$291,009.65** | **($291,009.65)** |

Report Package: Operating Ledger
report created by: Cats

Dec 4, 2007 3:40:50 PM

# BUDGET REPORT

Organization: 212150
Public Affairs

Report Name: Budget Report by Account

Fiscal Year: 2007-08

| ACCOUNT | ACCOUNT_DESC | Revenue Dollars | Expense Dollars | Net Contribution |
|---|---|---|---|---|
| 611100 | Unclassified-Contract | | $124,691.14 | ($124,691.14) |
| 612000 | Classified-Budget Pool | | $43,639.25 | ($43,639.25) |
| 616000 | Student Wages-Budget Pool | | $3,684.00 | ($3,684.00) |
| **Total Personnel Services** | | | **$172,014.39** | **($172,014.39)** |
| 621100 | Staff Benefits-Unclassified | | $47,881.39 | ($47,881.39) |
| 622100 | Staff Benefits-Classified/Exmt Hrly | | $20,292.25 | ($20,292.25) |
| **Total Benefits** | | | **$68,173.64** | **($68,173.64)** |
| 730000 | Budget Pool-Supplies | | $2,500.00 | ($2,500.00) |
| 740000 | Budget Pool-Travel | | $21,900.00 | ($21,900.00) |
| 750000 | Budget Pool-Info & Communications | | $7,651.00 | ($7,651.00) |
| 760000 | Budget Pool-Maintenance & Repair | | $200.00 | ($200.00) |
| 774100 | Data Processing Equipmnt Use-Intrnl | | $18,570.62 | ($18,570.62) |
| **Total Operation** | | | **$50,821.62** | **($50,821.62)** |
| **Net Contribution (use) of Unallocated General: 212150** | | | **$291,009.65** | **($291,009.65)** |

Report Package: Operating Ledger
report created by: Cats

Dec 4, 2007 3:42:57 PM

# BUDGET REPORT

Organization: AVS55
Advancement Services

Report Name: Budget Report by Account

Fiscal Year: 2007-08

| ACCOUNT | ACCOUNT_DESC | Revenue Dollars | Expense Dollars | Net Contribution |
|---|---|---|---|---|
| 611100 | Unclassified-Contract | | $186,274.85 | ($186,274.85) |
| 612000 | Classified-Budget Pool | | $136,307.04 | ($136,307.04) |
| 613000 | Classified-Overtime Budget Pool | | $1,200.00 | ($1,200.00) |
| 616000 | Student Wages-Budget Pool | | $6,528.00 | ($6,528.00) |
| **Total Personnel Services** | | | **$330,309.89** | **($330,309.89)** |
| 621100 | Staff Benefits-Unclassified | | $71,529.54 | ($71,529.54) |
| 622100 | Staff Benefits-Classified/Exmt Hrly | | $63,382.78 | ($63,382.78) |
| 622130 | Staff Benefits-Classified-Overtime | | $558.00 | ($558.00) |
| **Total Benefits** | | | **$135,470.32** | **($135,470.32)** |
| 730000 | Budget Pool-Supplies | | $1,000.00 | ($1,000.00) |
| 740000 | Budget Pool-Travel | | $5,100.00 | ($5,100.00) |
| 750000 | Budget Pool-Info & Communications | | $390.00 | ($390.00) |
| 760000 | Budget Pool-Maintenance & Repair | | $16,600.00 | ($16,600.00) |
| 774100 | Data Processing Equipmnt Use-Intrnl | | $66,854.50 | ($66,854.50) |
| 777000 | Budget Pool-Other Miscellaneous | | $800.00 | ($800.00) |
| **Total Operation** | | | **$90,744.50** | **($90,744.50)** |
| **Net Contribution (use) of Unallocated General: AVS55** | | | **$556,524.71** | **($556,524.71)** |

Report Package: Operating Ledger
report created by: Cats

Dec 4, 2007 3:39:05 PM

# BUDGET REPORT

Organization: AVS555
Advancement Services

Report Name: Budget Report by Account

Fiscal Year: 2007-08

| ACCOUNT | ACCOUNT_DESC | Revenue Dollars | Expense Dollars | Net Contribution |
|---|---|---|---|---|
| 611100 | Unclassified-Contract | | $186,274.85 | ($186,274.85) |
| 612000 | Classified-Budget Pool | | $136,307.04 | ($136,307.04) |
| 613000 | Classified-Overtime Budget Pool | | $1,200.00 | ($1,200.00) |
| 616000 | Student Wages-Budget Pool | | $6,528.00 | ($6,528.00) |
| **Total Personnel Services** | | | **$330,309.89** | **($330,309.89)** |
| 621100 | Staff Benefits-Unclassified | | $71,529.54 | ($71,529.54) |
| 622100 | Staff Benefits-Classified/Exmt Hrly | | $63,382.78 | ($63,382.78) |
| 622130 | Staff Benefits-Classified-Overtime | | $558.00 | ($558.00) |
| **Total Benefits** | | | **$135,470.32** | **($135,470.32)** |
| 730000 | Budget Pool-Supplies | | $1,000.00 | ($1,000.00) |
| 740000 | Budget Pool-Travel | | $5,100.00 | ($5,100.00) |
| 750000 | Budget Pool-Info & Communications | | $390.00 | ($390.00) |
| 760000 | Budget Pool-Maintenance & Repair | | $16,600.00 | ($16,600.00) |
| 774100 | Data Processing Equipmnt Use-Intrnl | | $66,854.50 | ($66,854.50) |
| 777000 | Budget Pool-Other Miscellaneous | | $800.00 | ($800.00) |
| **Total Operation** | | | **$90,744.50** | **($90,744.50)** |
| **Net Contribution (use) of Unallocated General: AVS555** | | | **$556,524.71** | **($556,524.71)** |

Report Package: Operating Ledger
report created by: Cats

Dec 4, 2007 3:40:50 PM

# BUDGET REPORT

Organization: 212130
Information Services-Advancement

Report Name: Budget Report by Account

Fiscal Year: 2007-08

| ACCOUNT | ACCOUNT_DESC | Revenue Dollars | Expense Dollars | Net Contribution |
|---|---|---|---|---|
| 612000 | Classified-Budget Pool | | $65,282.87 | ($65,282.87) |
| 613000 | Classified-Overtime Budget Pool | | $1,000.00 | ($1,000.00) |
| **Total Personnel Services** | | | **$66,282.87** | **($66,282.87)** |
| 622100 | Staff Benefits-Classified/Exmt Hrly | | $30,356.54 | ($30,356.54) |
| 622130 | Staff Benefits-Classified-Overtime | | $465.00 | ($465.00) |
| **Total Benefits** | | | **$30,821.54** | **($30,821.54)** |
| 730000 | Budget Pool-Supplies | | $1,000.00 | ($1,000.00) |
| 740000 | Budget Pool-Travel | | $5,100.00 | ($5,100.00) |
| 750000 | Budget Pool-Info & Communications | | $390.00 | ($390.00) |
| 760000 | Budget Pool-Maintenance & Repair | | $16,600.00 | ($16,600.00) |
| 774100 | Data Processing Equipmnt Use-Intrnl | | $15,785.30 | ($15,785.30) |
| 777000 | Budget Pool-Other Miscellaneous | | $800.00 | ($800.00) |
| **Total Operation** | | | **$39,675.30** | **($39,675.30)** |
| **Net Contribution (use) of Unallocated General: 212130** | | | **$136,779.71** | **($136,779.71)** |

Report Package: Operating Ledger
report created by: Cats

Dec 4, 2007 3:42:57 PM

# BUDGET REPORT

Organization: 212133
Advancement Services

Report Name: Budget Report by Account

Fiscal Year: 2007-08

| ACCOUNT | ACCOUNT_DESC | Revenue Dollars | Expense Dollars | Net Contribution |
|---|---|---|---|---|
| 611100 | Unclassified-Contract | | $149,609.14 | ($149,609.14) |
| 616000 | Student Wages-Budget Pool | | $6,528.00 | ($6,528.00) |
| **Total Personnel Services** | | | **$156,137.14** | **($156,137.14)** |
| 621100 | Staff Benefits-Unclassified | | $57,449.91 | ($57,449.91) |
| **Total Benefits** | | | **$57,449.91** | **($57,449.91)** |
| 774100 | Data Processing Equipmnt Use-Intrnl | | $18,570.62 | ($18,570.62) |
| **Total Operation** | | | **$18,570.62** | **($18,570.62)** |
| **Net Contribution (use) of Unallocated General: 212133** | | | **$232,157.67** | **($232,157.67)** |

Report Package: Operating Ledger
report created by: Cats

Dec 4, 2007 3:42:57 PM

# BUDGET REPORT

Organization: 212134
Gift Processing

Report Name: Budget Report by Account

Fiscal Year: 2007-08

| ACCOUNT | ACCOUNT_DESC | Revenue Dollars | Expense Dollars | Net Contribution |
|---|---|---|---|---|
| 612000 | Classified-Budget Pool | | $71,024.17 | ($71,024.17) |
| 613000 | Classified-Overtime Budget Pool | | $200.00 | ($200.00) |
| **Total Personnel Services** | | | **$71,224.17** | **($71,224.17)** |
| 622100 | Staff Benefits-Classified/Exmt Hrly | | $33,026.24 | ($33,026.24) |
| 622130 | Staff Benefits-Classified-Overtime | | $93.00 | ($93.00) |
| **Total Benefits** | | | **$33,119.24** | **($33,119.24)** |
| 774100 | Data Processing Equipmnt Use-Intrnl | | $23,213.27 | ($23,213.27) |
| **Total Operation** | | | **$23,213.27** | **($23,213.27)** |
| **Net Contribution (use) of Unallocated General: 212134** | | | **$127,556.68** | **($127,556.68)** |

Report Package: Operating Ledger
report created by: Cats

Dec 4, 2007 3:42:57 PM

# BUDGET REPORT

Organization: 212135
Stewardship

Report Name: Budget Report by Account

Fiscal Year: 2007-08

| ACCOUNT | ACCOUNT_DESC | Revenue Dollars | Expense Dollars | Net Contribution |
|---|---|---|---|---|
| 611100 | Unclassified-Contract | | $36,665.71 | ($36,665.71) |
| **Total Personnel Services** | | | **$36,665.71** | **($36,665.71)** |
| 621100 | Staff Benefits-Unclassified | | $14,079.63 | ($14,079.63) |
| **Total Benefits** | | | **$14,079.63** | **($14,079.63)** |
| 774100 | Data Processing Equipmnt Use-Intrnl | | $9,285.31 | ($9,285.31) |
| **Total Operation** | | | **$9,285.31** | **($9,285.31)** |
| **Net Contribution (use) of Unallocated General: 212135** | | | **$60,030.65** | **($60,030.65)** |

Report Package: Operating Ledger
report created by: Cats

Dec 4, 2007 3:42:57 PM

# BUDGET REPORT

Report Name: Budget Report by Account

Organization: CKT55
Communications & Marketing

Fiscal Year: 2007-08

| ACCOUNT | ACCOUNT_DESC | Revenue Dollars | Expense Dollars | Net Contribution |
|---|---|---|---|---|
| 505250 | Departmental Sales & Service | $15,500.00 | | $15,500.00 |
| **Total Revenue** | | **$15,500.00** | | **$15,500.00** |
| 611100 | Unclassified-Contract | | $896,814.39 | ($896,814.39) |
| 612000 | Classified-Budget Pool | | $33,417.08 | ($33,417.08) |
| 612200 | NonExempt Unclassified Hourly | | $41,460.59 | ($41,460.59) |
| 612300 | Classified-Intermittent | | $11.64 | ($11.64) |
| 616000 | Student Wages-Budget Pool | | $57,324.00 | ($57,324.00) |
| **Total Personnel Services** | | | **$1,029,027.70** | **($1,029,027.70)** |
| 621100 | Staff Benefits-Unclassified | | $360,297.60 | ($360,297.60) |
| 622100 | Staff Benefits-Classified/Exmt Hrly | | $15,538.95 | ($15,538.95) |
| 622110 | Staff Benefits-Classified <51%/Ret | | $1.75 | ($1.75) |
| **Total Benefits** | | | **$375,838.30** | **($375,838.30)** |
| 730000 | Budget Pool-Supplies | | $22,749.00 | ($22,749.00) |
| 740000 | Budget Pool-Travel | | $10,000.00 | ($10,000.00) |
| 750000 | Budget Pool-Info & Communications | | $349,068.00 | ($349,068.00) |
| 757930 | Cost Recovery-Informatn/Communicatn | | ($31,072.00) | $31,072.00 |
| 760000 | Budget Pool-Maintenance & Repair | | $989.00 | ($989.00) |
| 774100 | Data Processing Equipmnt Use-Intrnl | | $155,993.20 | ($155,993.20) |
| 777000 | Budget Pool-Other Miscellaneous | | ($58,802.00) | $58,802.00 |
| 794000 | Budget Pool-Capital Equipment | | $1,000.00 | ($1,000.00) |
| **Total Operation** | | | **$449,925.20** | **($449,925.20)** |
| **Net Contribution (use) of Unallocated General: CKT55** | | **$15,500.00** | **$1,854,791.20** | **($1,839,291.20)** |

Report Package: Operating Ledger
report created by: Cats

Dec 4, 2007 3:39:05 PM

# BUDGET REPORT

Organization: CKT555
Communications & Marketing

Report Name: Budget Report by Account

Fiscal Year: 2007-08

| ACCOUNT | ACCOUNT_DESC | Revenue Dollars | Expense Dollars | Net Contribution |
|---|---|---|---|---|
| 505250 | Departmental Sales & Service | $15,500.00 | | $15,500.00 |
| **Total Revenue** | | **$15,500.00** | | **$15,500.00** |
| 611100 | Unclassified-Contract | | $896,814.39 | ($896,814.39) |
| 612000 | Classified-Budget Pool | | $30,234.08 | ($30,234.08) |
| 612200 | NonExempt Unclassified Hourly | | $41,460.59 | ($41,460.59) |
| 612300 | Classified-Intermittent | | $11.64 | ($11.64) |
| 616000 | Student Wages-Budget Pool | | $57,324.00 | ($57,324.00) |
| **Total Personnel Services** | | | **$1,025,844.70** | **($1,025,844.70)** |
| 621100 | Staff Benefits-Unclassified | | $360,297.60 | ($360,297.60) |
| 622100 | Staff Benefits-Classified/Exmt Hrly | | $14,058.85 | ($14,058.85) |
| 622110 | Staff Benefits-Classified <51%/Ret | | $1.75 | ($1.75) |
| **Total Benefits** | | | **$374,358.20** | **($374,358.20)** |
| 730000 | Budget Pool-Supplies | | $20,301.00 | ($20,301.00) |
| 740000 | Budget Pool-Travel | | $10,000.00 | ($10,000.00) |
| 750000 | Budget Pool-Info & Communications | | $105,927.00 | ($105,927.00) |
| 757930 | Cost Recovery-Informatn/Communicatn | | ($31,072.00) | $31,072.00 |
| 760000 | Budget Pool-Maintenance & Repair | | $989.00 | ($989.00) |
| 774100 | Data Processing Equipmnt Use-Intrnl | | $155,993.20 | ($155,993.20) |
| 777000 | Budget Pool-Other Miscellaneous | | ($58,802.00) | $58,802.00 |
| 794000 | Budget Pool-Capital Equipment | | $1,000.00 | ($1,000.00) |
| **Total Operation** | | | **$204,336.20** | **($204,336.20)** |
| **Net Contribution (use) of Unallocated General: CKT555** | | **$15,500.00** | **$1,604,539.10** | **($1,589,039.10)** |

Report Package: Operating Ledger
report created by: Cats

Dec 4, 2007 3:40:50 PM

# BUDGET REPORT

Report Name: Budget Report by Account

Organization: 212110
Communications & Marketing

Fiscal Year: 2007-08

| ACCOUNT | ACCOUNT_DESC | Revenue Dollars | Expense Dollars | Net Contribution |
|---|---|---|---|---|
| 505250 | Departmental Sales & Service | $15,500.00 | | $15,500.00 |
| **Total Revenue** | | **$15,500.00** | | **$15,500.00** |
| 611100 | Unclassified-Contract | | $746,335.87 | ($746,335.87) |
| 612000 | Classified-Budget Pool | | $30,234.08 | ($30,234.08) |
| 612200 | NonExempt Unclassified Hourly | | $41,460.59 | ($41,460.59) |
| 612300 | Classified-Intermittent | | $11.64 | ($11.64) |
| 616000 | Student Wages-Budget Pool | | $43,324.00 | ($43,324.00) |
| **Total Personnel Services** | | | **$861,366.18** | **($861,366.18)** |
| 621100 | Staff Benefits-Unclassified | | $302,513.85 | ($302,513.85) |
| 622100 | Staff Benefits-Classified/Exmt Hrly | | $14,058.85 | ($14,058.85) |
| 622110 | Staff Benefits-Classified <51%/Ret | | $1.75 | ($1.75) |
| **Total Benefits** | | | **$316,574.45** | **($316,574.45)** |
| 730000 | Budget Pool-Supplies | | $12,801.00 | ($12,801.00) |
| 740000 | Budget Pool-Travel | | $6,000.00 | ($6,000.00) |
| 750000 | Budget Pool-Info & Communications | | $104,227.00 | ($104,227.00) |
| 757930 | Cost Recovery-Informatn/Communicatn | | ($31,072.00) | $31,072.00 |
| 760000 | Budget Pool-Maintenance & Repair | | $989.00 | ($989.00) |
| 774100 | Data Processing Equipmnt Use-Intrnl | | $128,137.27 | ($128,137.27) |
| 777000 | Budget Pool-Other Miscellaneous | | ($58,802.00) | $58,802.00 |
| **Total Operation** | | | **$162,280.27** | **($162,280.27)** |
| **Net Contribution (use) of Unallocated General: 212110** | | **$15,500.00** | **$1,340,220.90** | **($1,324,720.90)** |

Report Package: Operating Ledger
report created by: Cats

Dec 4, 2007 3:42:57 PM

# BUDGET REPORT

Organization: 212113

Report Name: Budget Report by Account

Campus Wide Information System

Fiscal Year: 2007-08

| ACCOUNT | ACCOUNT_DESC | Revenue Dollars | Expense Dollars | Net Contribution |
|---|---|---|---|---|
| 611100 | Unclassified-Contract | | $150,478.52 | ($150,478.52) |
| 616000 | Student Wages-Budget Pool | | $14,000.00 | ($14,000.00) |
| **Total Personnel Services** | | | **$164,478.52** | **($164,478.52)** |
| 621100 | Staff Benefits-Unclassified | | $57,783.75 | ($57,783.75) |
| **Total Benefits** | | | **$57,783.75** | **($57,783.75)** |
| 730000 | Budget Pool-Supplies | | $7,500.00 | ($7,500.00) |
| 740000 | Budget Pool-Travel | | $4,000.00 | ($4,000.00) |
| 750000 | Budget Pool-Info & Communications | | $1,700.00 | ($1,700.00) |
| 774100 | Data Processing Equipmnt Use-Intrnl | | $27,855.93 | ($27,855.93) |
| 794000 | Budget Pool-Capital Equipment | | $1,000.00 | ($1,000.00) |
| **Total Operation** | | | **$42,055.93** | **($42,055.93)** |
| **Net Contribution (use) of Unallocated General: 212113** | | | **$264,318.20** | **($264,318.20)** |

Report Package: Operating Ledger

report created by: Cats

Dec 4, 2007 3:42:57 PM

# BUDGET REPORT

Organization: OUT555
Outreach

Report Name: Budget Report by Account

Fiscal Year: 2007-08

| ACCOUNT | ACCOUNT_DESC | Revenue Dollars | Expense Dollars | Net Contribution |
|---|---|---|---|---|
| 612000 | Classified-Budget Pool | | $3,183.00 | ($3,183.00) |
| **Total Personnel Services** | | | **$3,183.00** | **($3,183.00)** |
| 622100 | Staff Benefits-Classified/Exmt Hrly | | $1,480.10 | ($1,480.10) |
| **Total Benefits** | | | **$1,480.10** | **($1,480.10)** |
| 730000 | Budget Pool-Supplies | | $2,448.00 | ($2,448.00) |
| 750000 | Budget Pool-Info & Communications | | $243,141.00 | ($243,141.00) |
| **Total Operation** | | | **$245,589.00** | **($245,589.00)** |
| **Net Contribution (use) of Unallocated General: OUT555** | | | **$250,252.10** | **($250,252.10)** |

Report Package: Operating Ledger
report created by: Cats

Dec 4, 2007 3:40:50 PM

# BUDGET REPORT

Organization: 212116
Outreach

Report Name: Budget Report by Account

Fiscal Year: 2007-08

| ACCOUNT | ACCOUNT_DESC | Revenue Dollars | Expense Dollars | Net Contribution |
|---|---|---|---|---|
| 612000 | Classified-Budget Pool | | $3,183.00 | ($3,183.00) |
| **Total Personnel Services** | | | **$3,183.00** | **($3,183.00)** |
| 622100 | Staff Benefits-Classified/Exmt Hrly | | $1,480.10 | ($1,480.10) |
| **Total Benefits** | | | **$1,480.10** | **($1,480.10)** |
| 730000 | Budget Pool-Supplies | | $2,448.00 | ($2,448.00) |
| 750000 | Budget Pool-Info & Communications | | $243,141.00 | ($243,141.00) |
| **Total Operation** | | | **$245,589.00** | **($245,589.00)** |
| **Net Contribution (use) of Unallocated General: 212116** | | | **$250,252.10** | **($250,252.10)** |

Report Package: Operating Ledger
report created by: Cats

Dec 4, 2007 3:42:57 PM

# BUDGET REPORT

Organization: UDT55
University Development

Report Name: Budget Report by Account

Fiscal Year: 2007-08

| ACCOUNT | ACCOUNT_DESC | Revenue Dollars | Expense Dollars | Net Contribution |
|---|---|---|---|---|
| 611100 | Unclassified-Contract | | $614,435.69 | ($614,435.69) |
| 611109 | Unclassified-Vacancy Credit BgtPool | | $665.00 | ($665.00) |
| 612000 | Classified-Budget Pool | | $63,937.95 | ($63,937.95) |
| 613000 | Classified-Overtime Budget Pool | | $4,424.00 | ($4,424.00) |
| 616000 | Student Wages-Budget Pool | | $9,828.00 | ($9,828.00) |
| **Total Personnel Services** | | | **$693,290.64** | **($693,290.64)** |
| 621100 | Staff Benefits-Unclassified | | $235,943.13 | ($235,943.13) |
| 622100 | Staff Benefits-Classified/Exmt Hrly | | $29,731.15 | ($29,731.15) |
| 622130 | Staff Benefits-Classified-Overtime | | $2,057.16 | ($2,057.16) |
| **Total Benefits** | | | **$267,731.44** | **($267,731.44)** |
| 730000 | Budget Pool-Supplies | | $5,600.00 | ($5,600.00) |
| 740000 | Budget Pool-Travel | | $9,000.00 | ($9,000.00) |
| 750000 | Budget Pool-Info & Communications | | $42,467.00 | ($42,467.00) |
| 760000 | Budget Pool-Maintenance & Repair | | $350.00 | ($350.00) |
| 774100 | Data Processing Equipmnt Use-Intrnl | | $109,102.39 | ($109,102.39) |
| 777000 | Budget Pool-Other Miscellaneous | | $33,490.00 | ($33,490.00) |
| **Total Operation** | | | **$200,009.39** | **($200,009.39)** |
| **Net Contribution (use) of Unallocated General: UDT55** | | | **$1,161,031.47** | **($1,161,031.47)** |

Report Package: Operating Ledger
report created by: Cats

Dec 4, 2007 3:39:05 PM

# BUDGET REPORT

Organization: UDT555
University Development

Report Name: Budget Report by Account

Fiscal Year: 2007-08

| ACCOUNT | ACCOUNT_DESC | Revenue Dollars | Expense Dollars | Net Contribution |
|---|---|---|---|---|
| 611100 | Unclassified-Contract | | $614,435.69 | ($614,435.69) |
| 611109 | Unclassified-Vacancy Credit BgtPool | | $665.00 | ($665.00) |
| 612000 | Classified-Budget Pool | | $63,937.95 | ($63,937.95) |
| 613000 | Classified-Overtime Budget Pool | | $4,424.00 | ($4,424.00) |
| 616000 | Student Wages-Budget Pool | | $9,828.00 | ($9,828.00) |
| **Total Personnel Services** | | | **$693,290.64** | **($693,290.64)** |
| 621100 | Staff Benefits-Unclassified | | $235,943.13 | ($235,943.13) |
| 622100 | Staff Benefits-Classified/Exmt Hrly | | $29,731.15 | ($29,731.15) |
| 622130 | Staff Benefits-Classified-Overtime | | $2,057.16 | ($2,057.16) |
| **Total Benefits** | | | **$267,731.44** | **($267,731.44)** |
| 730000 | Budget Pool-Supplies | | $5,600.00 | ($5,600.00) |
| 740000 | Budget Pool-Travel | | $9,000.00 | ($9,000.00) |
| 750000 | Budget Pool-Info & Communications | | $42,467.00 | ($42,467.00) |
| 760000 | Budget Pool-Maintenance & Repair | | $350.00 | ($350.00) |
| 774100 | Data Processing Equipmnt Use-Intrnl | | $109,102.39 | ($109,102.39) |
| 777000 | Budget Pool-Other Miscellaneous | | $33,490.00 | ($33,490.00) |
| **Total Operation** | | | **$200,009.39** | **($200,009.39)** |
| **Net Contribution (use) of Unallocated General: UDT555** | | | **$1,161,031.47** | **($1,161,031.47)** |

Report Package: Operating Ledger
report created by: Cats

Dec 4, 2007 3:40:50 PM

# BUDGET REPORT

Organization: 212120
Development

Report Name: Budget Report by Account

Fiscal Year: 2007-08

| ACCOUNT | ACCOUNT_DESC | Revenue Dollars | Expense Dollars | Net Contribution |
|---|---|---|---|---|
| 611100 | Unclassified-Contract | | $614,435.69 | ($614,435.69) |
| 611109 | Unclassified-Vacancy Credit BgtPool | | $665.00 | ($665.00) |
| 612000 | Classified-Budget Pool | | $63,937.95 | ($63,937.95) |
| 613000 | Classified-Overtime Budget Pool | | $4,424.00 | ($4,424.00) |
| 616000 | Student Wages-Budget Pool | | $9,828.00 | ($9,828.00) |
| **Total Personnel Services** | | | **$693,290.64** | **($693,290.64)** |
| 621100 | Staff Benefits-Unclassified | | $235,943.13 | ($235,943.13) |
| 622100 | Staff Benefits-Classified/Exmt Hrly | | $29,731.15 | ($29,731.15) |
| 622130 | Staff Benefits-Classified-Overtime | | $2,057.16 | ($2,057.16) |
| **Total Benefits** | | | **$267,731.44** | **($267,731.44)** |
| 730000 | Budget Pool-Supplies | | $5,600.00 | ($5,600.00) |
| 740000 | Budget Pool-Travel | | $9,000.00 | ($9,000.00) |
| 750000 | Budget Pool-Info & Communications | | $42,467.00 | ($42,467.00) |
| 760000 | Budget Pool-Maintenance & Repair | | $350.00 | ($350.00) |
| 774100 | Data Processing Equipmnt Use-Intrnl | | $109,102.39 | ($109,102.39) |
| 777000 | Budget Pool-Other Miscellaneous | | $33,490.00 | ($33,490.00) |
| **Total Operation** | | | **$200,009.39** | **($200,009.39)** |
| **Net Contribution (use) of Unallocated General: 212120** | | | **$1,161,031.47** | **($1,161,031.47)** |

Report Package: Operating Ledger
report created by: Cats

Dec 4, 2007 3:42:57 PM

# BUDGET REPORT

Organization: VPUAA
VP-University Advancement Admin

Report Name: Budget Report by Account

Fiscal Year: 2007-08

| ACCOUNT | ACCOUNT_DESC | Revenue Dollars | Expense Dollars | Net Contribution |
|---|---|---|---|---|
| 611100 | Unclassified-Contract | | $176,378.15 | ($176,378.15) |
| 612000 | Classified-Budget Pool | | $31,615.81 | ($31,615.81) |
| 613000 | Classified-Overtime Budget Pool | | $250.00 | ($250.00) |
| 616000 | Student Wages-Budget Pool | | $5,443.00 | ($5,443.00) |
| **Total Personnel Services** | | | **$213,686.96** | **($213,686.96)** |
| 621100 | Staff Benefits-Unclassified | | $67,729.21 | ($67,729.21) |
| 622100 | Staff Benefits-Classified/Exmt Hrly | | $14,701.36 | ($14,701.36) |
| 622130 | Staff Benefits-Classified-Overtime | | $116.25 | ($116.25) |
| **Total Benefits** | | | **$82,546.82** | **($82,546.82)** |
| 730000 | Budget Pool-Supplies | | $1,500.00 | ($1,500.00) |
| 740000 | Budget Pool-Travel | | $13,789.00 | ($13,789.00) |
| 750000 | Budget Pool-Info & Communications | | $9,038.00 | ($9,038.00) |
| 760000 | Budget Pool-Maintenance & Repair | | $320.00 | ($320.00) |
| 774100 | Data Processing Equipmnt Use-Intrnl | | $18,570.62 | ($18,570.62) |
| 775000 | Budget Pool-Equipment Rental Charge | | $6,203.00 | ($6,203.00) |
| **Total Operation** | | | **$49,420.62** | **($49,420.62)** |
| **Net Contribution (use) of Unallocated General: VPUAA** | | | **$345,654.40** | **($345,654.40)** |

Report Package: Operating Ledger
report created by: Cats

Dec 4, 2007 3:39:05 PM

# BUDGET REPORT

Organization: VPUAA5
VP-University Advancement Admin

Report Name: Budget Report by Account

Fiscal Year: 2007-08

| ACCOUNT | ACCOUNT_DESC | Revenue Dollars | Expense Dollars | Net Contribution |
|---|---|---|---|---|
| 611100 | Unclassified-Contract | | $176,378.15 | ($176,378.15) |
| 612000 | Classified-Budget Pool | | $31,615.81 | ($31,615.81) |
| 613000 | Classified-Overtime Budget Pool | | $250.00 | ($250.00) |
| 616000 | Student Wages-Budget Pool | | $5,443.00 | ($5,443.00) |
| **Total Personnel Services** | | | **$213,686.96** | **($213,686.96)** |
| 621100 | Staff Benefits-Unclassified | | $67,729.21 | ($67,729.21) |
| 622100 | Staff Benefits-Classified/Exmt Hrly | | $14,701.36 | ($14,701.36) |
| 622130 | Staff Benefits-Classified-Overtime | | $116.25 | ($116.25) |
| **Total Benefits** | | | **$82,546.82** | **($82,546.82)** |
| 730000 | Budget Pool-Supplies | | $1,500.00 | ($1,500.00) |
| 740000 | Budget Pool-Travel | | $13,789.00 | ($13,789.00) |
| 750000 | Budget Pool-Info & Communications | | $9,038.00 | ($9,038.00) |
| 760000 | Budget Pool-Maintenance & Repair | | $320.00 | ($320.00) |
| 774100 | Data Processing Equipmnt Use-Intrnl | | $18,570.62 | ($18,570.62) |
| 775000 | Budget Pool-Equipment Rental Charge | | $6,203.00 | ($6,203.00) |
| **Total Operation** | | | **$49,420.62** | **($49,420.62)** |
| **Net Contribution (use) of Unallocated General: VPUAA5** | | | **$345,654.40** | **($345,654.40)** |

Report Package: Operating Ledger
report created by: Cats

Dec 4, 2007 3:40:50 PM

# BUDGET REPORT

Organization: 212000

Report Name: Budget Report by Account

Vice President-University Advancemt

Fiscal Year: 2007-08

| ACCOUNT | ACCOUNT_DESC | Revenue Dollars | Expense Dollars | Net Contribution |
|---|---|---|---|---|
| 611100 | Unclassified-Contract | | $176,378.15 | ($176,378.15) |
| 612000 | Classified-Budget Pool | | $31,615.81 | ($31,615.81) |
| 613000 | Classified-Overtime Budget Pool | | $250.00 | ($250.00) |
| 616000 | Student Wages-Budget Pool | | $5,443.00 | ($5,443.00) |
| **Total Personnel Services** | | | **$213,686.96** | **($213,686.96)** |
| 621100 | Staff Benefits-Unclassified | | $67,729.21 | ($67,729.21) |
| 622100 | Staff Benefits-Classified/Exmt Hrly | | $14,701.36 | ($14,701.36) |
| 622130 | Staff Benefits-Classified-Overtime | | $116.25 | ($116.25) |
| **Total Benefits** | | | **$82,546.82** | **($82,546.82)** |
| 730000 | Budget Pool-Supplies | | $1,500.00 | ($1,500.00) |
| 740000 | Budget Pool-Travel | | $13,789.00 | ($13,789.00) |
| 750000 | Budget Pool-Info & Communications | | $9,038.00 | ($9,038.00) |
| 760000 | Budget Pool-Maintenance & Repair | | $320.00 | ($320.00) |
| 774100 | Data Processing Equipmnt Use-Intrnl | | $18,570.62 | ($18,570.62) |
| 775000 | Budget Pool-Equipment Rental Charge | | $6,203.00 | ($6,203.00) |
| **Total Operation** | | | **$49,420.62** | **($49,420.62)** |
| **Net Contribution (use) of Unallocated General: 212000** | | | **$345,654.40** | **($345,654.40)** |

Report Package: Operating Ledger

report created by: Cats

Dec 4, 2007 3:42:57 PM

**BUDGET DETAIL**

# L. Vice President Research & Graduate Studies

# BUDGET REPORT

Organization: RG
VP-Research & Graduate Studies

Report Name: Budget Report by Account

Fiscal Year: 2007-08

| ACCOUNT | ACCOUNT_DESC | Revenue Dollars | Expense Dollars | Net Contribution |
|---|---|---|---|---|
| 611100 | Unclassified-Contract | | $1,055,282.70 | ($1,055,282.70) |
| 612000 | Classified-Budget Pool | | $286,086.06 | ($286,086.06) |
| 613000 | Classified-Overtime Budget Pool | | $226.00 | ($226.00) |
| 614000 | Faculty-Budget Pool | | $184,911.54 | ($184,911.54) |
| 616000 | Student Wages-Budget Pool | | $25,189.00 | ($25,189.00) |
| **Total Personnel Services** | | | **$1,551,695.30** | **($1,551,695.30)** |
| 621100 | Staff Benefits-Unclassified | | $405,228.55 | ($405,228.55) |
| 622100 | Staff Benefits-Classified/Exmt Hrly | | $133,030.02 | ($133,030.02) |
| 622130 | Staff Benefits-Classified-Overtime | | $105.09 | ($105.09) |
| 623100 | Staff Benefits-Faculty | | $47,337.36 | ($47,337.36) |
| **Total Benefits** | | | **$585,701.02** | **($585,701.02)** |
| 717000 | Budget Pool-Contracted Services | | $12,561.00 | ($12,561.00) |
| 730000 | Budget Pool-Supplies | | $37,100.00 | ($37,100.00) |
| 740000 | Budget Pool-Travel | | $29,700.00 | ($29,700.00) |
| 750000 | Budget Pool-Info & Communications | | $62,905.00 | ($62,905.00) |
| 760000 | Budget Pool-Maintenance & Repair | | ($9,675.00) | $9,675.00 |
| 773000 | Budget Pool-Scholarships&Fellowshps | | $3,278,607.00 | ($3,278,607.00) |
| 774100 | Data Processing Equipmnt Use-Intrnl | | $194,978.79 | ($194,978.79) |
| 775000 | Budget Pool-Equipment Rental Charge | | $2,000.00 | ($2,000.00) |
| 777000 | Budget Pool-Other Miscellaneous | | $857,894.00 | ($857,894.00) |
| 777850 | Unrestricted Balance | | $954.29 | ($954.29) |
| **Total Operation** | | | **$4,467,025.08** | **($4,467,025.08)** |
| **Net Contribution (use) of Unallocated General: RG** | | | **$6,604,421.40** | **($6,604,421.40)** |

Report Package: Operating Ledger
report created by: Cats

Dec 4, 2007 3:15:40 PM

# BUDGET REPORT

Organization: RG5
VP-Research & Graduate Studies

Report Name: Budget Report by Account

Fiscal Year: 2007-08

| ACCOUNT | ACCOUNT_DESC | Revenue Dollars | Expense Dollars | Net Contribution |
|---|---|---|---|---|
| 611100 | Unclassified-Contract | | $1,055,282.70 | ($1,055,282.70) |
| 612000 | Classified-Budget Pool | | $286,086.06 | ($286,086.06) |
| 613000 | Classified-Overtime Budget Pool | | $226.00 | ($226.00) |
| 614000 | Faculty-Budget Pool | | $184,911.54 | ($184,911.54) |
| 616000 | Student Wages-Budget Pool | | $25,189.00 | ($25,189.00) |
| **Total Personnel Services** | | | **$1,551,695.30** | **($1,551,695.30)** |
| 621100 | Staff Benefits-Unclassified | | $405,228.55 | ($405,228.55) |
| 622100 | Staff Benefits-Classified/Exmt Hrly | | $133,030.02 | ($133,030.02) |
| 622130 | Staff Benefits-Classified-Overtime | | $105.09 | ($105.09) |
| 623100 | Staff Benefits-Faculty | | $47,337.36 | ($47,337.36) |
| **Total Benefits** | | | **$585,701.02** | **($585,701.02)** |
| 717000 | Budget Pool-Contracted Services | | $12,561.00 | ($12,561.00) |
| 730000 | Budget Pool-Supplies | | $37,100.00 | ($37,100.00) |
| 740000 | Budget Pool-Travel | | $29,700.00 | ($29,700.00) |
| 750000 | Budget Pool-Info & Communications | | $62,905.00 | ($62,905.00) |
| 760000 | Budget Pool-Maintenance & Repair | | ($9,675.00) | $9,675.00 |
| 773000 | Budget Pool-Scholarships&Fellowshps | | $3,278,607.00 | ($3,278,607.00) |
| 774100 | Data Processing Equipmnt Use-Intrnl | | $194,978.79 | ($194,978.79) |
| 775000 | Budget Pool-Equipment Rental Charge | | $2,000.00 | ($2,000.00) |
| 777000 | Budget Pool-Other Miscellaneous | | $857,894.00 | ($857,894.00) |
| 777850 | Unrestricted Balance | | $954.29 | ($954.29) |
| **Total Operation** | | | **$4,467,025.08** | **($4,467,025.08)** |
| **Net Contribution (use) of Unallocated General: RG5** | | | **$6,604,421.40** | **($6,604,421.40)** |

Report Package: Operating Ledger
report created by: Cats

Dec 4, 2007 3:17:30 PM

# BUDGET REPORT

Organization: VPRG
VP-Research & Graduate Studies

Report Name: Budget Report by Account

Fiscal Year: 2007-08

| ACCOUNT | ACCOUNT_DESC | Revenue Dollars | Expense Dollars | Net Contribution |
|---|---|---|---|---|
| 611100 | Unclassified-Contract | | $1,055,282.70 | ($1,055,282.70) |
| 612000 | Classified-Budget Pool | | $286,086.06 | ($286,086.06) |
| 613000 | Classified-Overtime Budget Pool | | $226.00 | ($226.00) |
| 614000 | Faculty-Budget Pool | | $184,911.54 | ($184,911.54) |
| 616000 | Student Wages-Budget Pool | | $25,189.00 | ($25,189.00) |
| **Total Personnel Services** | | | **$1,551,695.30** | **($1,551,695.30)** |
| 621100 | Staff Benefits-Unclassified | | $405,228.55 | ($405,228.55) |
| 622100 | Staff Benefits-Classified/Exmt Hrly | | $133,030.02 | ($133,030.02) |
| 622130 | Staff Benefits-Classified-Overtime | | $105.09 | ($105.09) |
| 623100 | Staff Benefits-Faculty | | $47,337.36 | ($47,337.36) |
| **Total Benefits** | | | **$585,701.02** | **($585,701.02)** |
| 717000 | Budget Pool-Contracted Services | | $12,561.00 | ($12,561.00) |
| 730000 | Budget Pool-Supplies | | $37,100.00 | ($37,100.00) |
| 740000 | Budget Pool-Travel | | $29,700.00 | ($29,700.00) |
| 750000 | Budget Pool-Info & Communications | | $62,905.00 | ($62,905.00) |
| 760000 | Budget Pool-Maintenance & Repair | | ($9,675.00) | $9,675.00 |
| 773000 | Budget Pool-Scholarships&Fellowshps | | $3,278,607.00 | ($3,278,607.00) |
| 774100 | Data Processing Equipmnt Use-Intrnl | | $194,978.79 | ($194,978.79) |
| 775000 | Budget Pool-Equipment Rental Charge | | $2,000.00 | ($2,000.00) |
| 777000 | Budget Pool-Other Miscellaneous | | $857,894.00 | ($857,894.00) |
| 777850 | Unrestricted Balance | | $954.29 | ($954.29) |
| **Total Operation** | | | **$4,467,025.08** | **($4,467,025.08)** |
| **Net Contribution (use) of Unallocated General: VPRG** | | | **$6,604,421.40** | **($6,604,421.40)** |

Report Package: Operating Ledger
report created by: Cats

Dec 4, 2007 3:36:33 PM

# BUDGET REPORT

Organization: GRD55
Graduate Studies

Report Name: Budget Report by Account

Fiscal Year: 2007-08

| ACCOUNT | ACCOUNT_DESC | Revenue Dollars | Expense Dollars | Net Contribution |
|---|---|---|---|---|
| 611100 | Unclassified-Contract | | $294,733.30 | ($294,733.30) |
| 612000 | Classified-Budget Pool | | $137,275.53 | ($137,275.53) |
| 613000 | Classified-Overtime Budget Pool | | $226.00 | ($226.00) |
| 616000 | Student Wages-Budget Pool | | $12,984.00 | ($12,984.00) |
| **Total Personnel Services** | | | **$445,218.83** | **($445,218.83)** |
| 621100 | Staff Benefits-Unclassified | | $113,177.59 | ($113,177.59) |
| 622100 | Staff Benefits-Classified/Exmt Hrly | | $63,833.12 | ($63,833.12) |
| 622130 | Staff Benefits-Classified-Overtime | | $105.09 | ($105.09) |
| **Total Benefits** | | | **$177,115.80** | **($177,115.80)** |
| 730000 | Budget Pool-Supplies | | $2,000.00 | ($2,000.00) |
| 740000 | Budget Pool-Travel | | $500.00 | ($500.00) |
| 750000 | Budget Pool-Info & Communications | | $23,519.00 | ($23,519.00) |
| 760000 | Budget Pool-Maintenance & Repair | | ($10,175.00) | $10,175.00 |
| 773000 | Budget Pool-Scholarships&Fellowshps | | $3,278,607.00 | ($3,278,607.00) |
| 774100 | Data Processing Equipmnt Use-Intrnl | | $3,051.43 | ($3,051.43) |
| 775000 | Budget Pool-Equipment Rental Charge | | $2,000.00 | ($2,000.00) |
| **Total Operation** | | | **$3,299,502.43** | **($3,299,502.43)** |
| **Net Contribution (use) of Unallocated General: GRD55** | | | **$3,921,837.06** | **($3,921,837.06)** |

Report Package: Operating Ledger
report created by: Cats

Dec 4, 2007 3:39:05 PM

# BUDGET REPORT

Organization: GRD555
Graduate Studies

Report Name: Budget Report by Account

Fiscal Year: 2007-08

| ACCOUNT | ACCOUNT_DESC | Revenue Dollars | Expense Dollars | Net Contribution |
|---|---|---|---|---|
| 611100 | Unclassified-Contract | | $294,733.30 | ($294,733.30) |
| 612000 | Classified-Budget Pool | | $137,275.53 | ($137,275.53) |
| 613000 | Classified-Overtime Budget Pool | | $226.00 | ($226.00) |
| 616000 | Student Wages-Budget Pool | | $12,984.00 | ($12,984.00) |
| **Total Personnel Services** | | | **$445,218.83** | **($445,218.83)** |
| 621100 | Staff Benefits-Unclassified | | $113,177.59 | ($113,177.59) |
| 622100 | Staff Benefits-Classified/Exmt Hrly | | $63,833.12 | ($63,833.12) |
| 622130 | Staff Benefits-Classified-Overtime | | $105.09 | ($105.09) |
| **Total Benefits** | | | **$177,115.80** | **($177,115.80)** |
| 730000 | Budget Pool-Supplies | | $2,000.00 | ($2,000.00) |
| 740000 | Budget Pool-Travel | | $500.00 | ($500.00) |
| 750000 | Budget Pool-Info & Communications | | $23,519.00 | ($23,519.00) |
| 760000 | Budget Pool-Maintenance & Repair | | ($10,175.00) | $10,175.00 |
| 773000 | Budget Pool-Scholarships&Fellowshps | | $3,278,607.00 | ($3,278,607.00) |
| 774100 | Data Processing Equipmnt Use-Intrnl | | $3,051.43 | ($3,051.43) |
| 775000 | Budget Pool-Equipment Rental Charge | | $2,000.00 | ($2,000.00) |
| **Total Operation** | | | **$3,299,502.43** | **($3,299,502.43)** |
| **Net Contribution (use) of Unallocated General: GRD555** | | | **$3,921,837.06** | **($3,921,837.06)** |

Report Package: Operating Ledger
report created by: Cats

Dec 4, 2007 3:40:50 PM

# BUDGET REPORT

Organization: 217200
Graduate Studies

Report Name: Budget Report by Account

Fiscal Year: 2007-08

| ACCOUNT | ACCOUNT_DESC | Revenue Dollars | Expense Dollars | Net Contribution |
|---|---|---|---|---|
| 611100 | Unclassified-Contract | | $294,733.30 | ($294,733.30) |
| 612000 | Classified-Budget Pool | | $137,275.53 | ($137,275.53) |
| 613000 | Classified-Overtime Budget Pool | | $226.00 | ($226.00) |
| 616000 | Student Wages-Budget Pool | | $12,984.00 | ($12,984.00) |
| **Total Personnel Services** | | | **$445,218.83** | **($445,218.83)** |
| 621100 | Staff Benefits-Unclassified | | $113,177.59 | ($113,177.59) |
| 622100 | Staff Benefits-Classified/Exmt Hrly | | $63,833.12 | ($63,833.12) |
| 622130 | Staff Benefits-Classified-Overtime | | $105.09 | ($105.09) |
| **Total Benefits** | | | **$177,115.80** | **($177,115.80)** |
| 730000 | Budget Pool-Supplies | | $2,000.00 | ($2,000.00) |
| 740000 | Budget Pool-Travel | | $500.00 | ($500.00) |
| 750000 | Budget Pool-Info & Communications | | $23,519.00 | ($23,519.00) |
| 760000 | Budget Pool-Maintenance & Repair | | ($10,175.00) | $10,175.00 |
| 774100 | Data Processing Equipmnt Use-Intrnl | | $3,051.43 | ($3,051.43) |
| 775000 | Budget Pool-Equipment Rental Charge | | $2,000.00 | ($2,000.00) |
| **Total Operation** | | | **$20,895.43** | **($20,895.43)** |
| **Net Contribution (use) of Unallocated General: 217200** | | | **$643,230.06** | **($643,230.06)** |

Report Package: Operating Ledger
report created by: Cats

Dec 4, 2007 3:42:57 PM

# BUDGET REPORT

Organization: 217400
Graduate Tuition Fellowships

Report Name: Budget Report by Account

Fiscal Year: 2007-08

| ACCOUNT | ACCOUNT_DESC | Revenue Dollars | Expense Dollars | Net Contribution |
|---|---|---|---|---|
| 773000 | Budget Pool-Scholarships&Fellowshps | | $2,340,499.00 | ($2,340,499.00) |
| Total Operation | | | **$2,340,499.00** | **($2,340,499.00)** |
| Net Contribution (use) of Unallocated General: 217400 | | | **$2,340,499.00** | **($2,340,499.00)** |

Report Package: Operating Ledger
report created by: Cats

Dec 4, 2007 3:42:57 PM

# BUDGET REPORT

Organization: 217601

Report Name: Budget Report by Account

Grad Resrch Asst Special Fee Waivrs

Fiscal Year: 2007-08

| ACCOUNT | ACCOUNT_DESC | Revenue Dollars | Expense Dollars | Net Contribution |
|---|---|---|---|---|
| 773000 | Budget Pool-Scholarships&Fellowshps | | $938,108.00 | ($938,108.00) |
| Total Operation | | | **$938,108.00** | **($938,108.00)** |
| Net Contribution (use) of Unallocated General: 217601 | | | **$938,108.00** | **($938,108.00)** |

Report Package: Operating Ledger

report created by: Cats

Dec 4, 2007 3:42:57 PM

# BUDGET REPORT

Organization: RIF555
Research Incentive Fund

Report Name: Budget Report by Account

Fiscal Year: 2007-08

| ACCOUNT | ACCOUNT_DESC | Revenue Dollars | Expense Dollars | Net Contribution |
|---|---|---|---|---|
| 777000 | Budget Pool-Other Miscellaneous | | $848,052.00 | ($848,052.00) |
| **Total Operation** | | | **$848,052.00** | **($848,052.00)** |
| **Net Contribution (use) of Unallocated General: RIF555** | | | **$848,052.00** | **($848,052.00)** |

Report Package: Operating Ledger
report created by: Cats

Dec 4, 2007 3:40:50 PM

# BUDGET REPORT

Organization: 217700
RIF- College Distribution

Report Name: Budget Report by Account

Fiscal Year: 2007-08

| ACCOUNT | ACCOUNT_DESC | Revenue Dollars | Expense Dollars | Net Contribution |
|---|---|---|---|---|
| 777000 | Budget Pool-Other Miscellaneous | | $758,052.00 | ($758,052.00) |
| Total Operation | | | **$758,052.00** | **($758,052.00)** |
| Net Contribution (use) of Unallocated General: 217700 | | | **$758,052.00** | **($758,052.00)** |

Report Package: Operating Ledger
report created by: Cats

Dec 4, 2007 3:42:57 PM

# BUDGET REPORT

Organization: 217703
RIF-Research Council

Report Name: Budget Report by Account

Fiscal Year: 2007-08

| ACCOUNT | ACCOUNT_DESC | Revenue Dollars | Expense Dollars | Net Contribution |
|---|---|---|---|---|
| 777000 | Budget Pool-Other Miscellaneous | | $90,000.00 | ($90,000.00) |
| Total Operation | | | **$90,000.00** | **($90,000.00)** |
| Net Contribution (use) of Unallocated General: 217703 | | | **$90,000.00** | **($90,000.00)** |

Report Package: Operating Ledger
report created by: Cats

Dec 4, 2007 3:42:57 PM

# BUDGET REPORT

Organization: RSP55
Research & Sponsored Programs

Report Name: Budget Report by Account

Fiscal Year: 2007-08

| ACCOUNT | ACCOUNT_DESC | Revenue Dollars | Expense Dollars | Net Contribution |
|---|---|---|---|---|
| 611100 | Unclassified-Contract | | $698,749.40 | ($698,749.40) |
| 612000 | Classified-Budget Pool | | $116,396.42 | ($116,396.42) |
| 616000 | Student Wages-Budget Pool | | $12,205.00 | ($12,205.00) |
| **Total Personnel Services** | | | **$827,350.82** | **($827,350.82)** |
| 621100 | Staff Benefits-Unclassified | | $268,319.76 | ($268,319.76) |
| 622100 | Staff Benefits-Classified/Exmt Hrly | | $54,124.34 | ($54,124.34) |
| **Total Benefits** | | | **$322,444.10** | **($322,444.10)** |
| 717000 | Budget Pool-Contracted Services | | $4,800.00 | ($4,800.00) |
| 730000 | Budget Pool-Supplies | | $34,100.00 | ($34,100.00) |
| 740000 | Budget Pool-Travel | | $23,200.00 | ($23,200.00) |
| 750000 | Budget Pool-Info & Communications | | $36,181.00 | ($36,181.00) |
| 760000 | Budget Pool-Maintenance & Repair | | $500.00 | ($500.00) |
| 774100 | Data Processing Equipmnt Use-Intrnl | | $139,279.65 | ($139,279.65) |
| 777000 | Budget Pool-Other Miscellaneous | | $9,842.00 | ($9,842.00) |
| **Total Operation** | | | **$247,902.65** | **($247,902.65)** |
| **Net Contribution (use) of Unallocated General: RSP55** | | | **$1,397,697.57** | **($1,397,697.57)** |

Report Package: Operating Ledger
report created by: Cats

Dec 4, 2007 3:39:05 PM

# BUDGET REPORT

Organization: RSP555
Research & Sponsored Programs

Report Name: Budget Report by Account

Fiscal Year: 2007-08

| ACCOUNT | ACCOUNT_DESC | Revenue Dollars | Expense Dollars | Net Contribution |
|---|---|---|---|---|
| 611100 | Unclassified-Contract | | $698,749.40 | ($698,749.40) |
| 612000 | Classified-Budget Pool | | $116,396.42 | ($116,396.42) |
| 616000 | Student Wages-Budget Pool | | $12,205.00 | ($12,205.00) |
| **Total Personnel Services** | | | **$827,350.82** | **($827,350.82)** |
| 621100 | Staff Benefits-Unclassified | | $268,319.76 | ($268,319.76) |
| 622100 | Staff Benefits-Classified/Exmt Hrly | | $54,124.34 | ($54,124.34) |
| **Total Benefits** | | | **$322,444.10** | **($322,444.10)** |
| 717000 | Budget Pool-Contracted Services | | $4,800.00 | ($4,800.00) |
| 730000 | Budget Pool-Supplies | | $34,100.00 | ($34,100.00) |
| 740000 | Budget Pool-Travel | | $23,200.00 | ($23,200.00) |
| 750000 | Budget Pool-Info & Communications | | $36,181.00 | ($36,181.00) |
| 760000 | Budget Pool-Maintenance & Repair | | $500.00 | ($500.00) |
| 774100 | Data Processing Equipmnt Use-Intrnl | | $139,279.65 | ($139,279.65) |
| 777000 | Budget Pool-Other Miscellaneous | | $9,842.00 | ($9,842.00) |
| **Total Operation** | | | **$247,902.65** | **($247,902.65)** |
| **Net Contribution (use) of Unallocated General: RSP555** | | | **$1,397,697.57** | **($1,397,697.57)** |

Report Package: Operating Ledger
report created by: Cats

Dec 4, 2007 3:40:50 PM

# BUDGET REPORT

Organization: 217300

Report Name: Budget Report by Account

Office of Research & Sponsored Prog

Fiscal Year: 2007-08

| ACCOUNT | ACCOUNT_DESC | Revenue Dollars | Expense Dollars | Net Contribution |
|---|---|---|---|---|
| 611100 | Unclassified-Contract | | $698,749.40 | ($698,749.40) |
| 612000 | Classified-Budget Pool | | $116,396.42 | ($116,396.42) |
| 616000 | Student Wages-Budget Pool | | $12,205.00 | ($12,205.00) |
| **Total Personnel Services** | | | **$827,350.82** | **($827,350.82)** |
| 621100 | Staff Benefits-Unclassified | | $268,319.76 | ($268,319.76) |
| 622100 | Staff Benefits-Classified/Exmt Hrly | | $54,124.34 | ($54,124.34) |
| **Total Benefits** | | | **$322,444.10** | **($322,444.10)** |
| 717000 | Budget Pool-Contracted Services | | $4,800.00 | ($4,800.00) |
| 730000 | Budget Pool-Supplies | | $19,100.00 | ($19,100.00) |
| 740000 | Budget Pool-Travel | | $8,000.00 | ($8,000.00) |
| 750000 | Budget Pool-Info & Communications | | $28,681.00 | ($28,681.00) |
| 760000 | Budget Pool-Maintenance & Repair | | $500.00 | ($500.00) |
| 774100 | Data Processing Equipmnt Use-Intrnl | | $139,279.65 | ($139,279.65) |
| **Total Operation** | | | **$200,360.65** | **($200,360.65)** |
| **Net Contribution (use) of Unallocated General: 217300** | | | **$1,350,155.57** | **($1,350,155.57)** |

Report Package: Operating Ledger

report created by: Cats

Dec 4, 2007 3:42:57 PM

# BUDGET REPORT

Organization: 217320
Technology Transfer Administration

Report Name: Budget Report by Account

Fiscal Year: 2007-08

| ACCOUNT | ACCOUNT_DESC | Revenue Dollars | Expense Dollars | Net Contribution |
|---|---|---|---|---|
| 730000 | Budget Pool-Supplies | | $15,000.00 | ($15,000.00) |
| 740000 | Budget Pool-Travel | | $15,200.00 | ($15,200.00) |
| 750000 | Budget Pool-Info & Communications | | $7,500.00 | ($7,500.00) |
| 777000 | Budget Pool-Other Miscellaneous | | $9,842.00 | ($9,842.00) |
| Total Operation | | | **$47,542.00** | **($47,542.00)** |
| Net Contribution (use) of Unallocated General: 217320 | | | **$47,542.00** | **($47,542.00)** |

Report Package: Operating Ledger
report created by: Cats

Dec 4, 2007 3:42:57 PM

# BUDGET REPORT

Organization: VPRGA
VP-Research & Graduate Studies Admn

Report Name: Budget Report by Account

Fiscal Year: 2007-08

| ACCOUNT | ACCOUNT_DESC | Revenue Dollars | Expense Dollars | Net Contribution |
|---|---|---|---|---|
| 611100 | Unclassified-Contract | | $61,800.00 | ($61,800.00) |
| 612000 | Classified-Budget Pool | | $32,414.11 | ($32,414.11) |
| 614000 | Faculty-Budget Pool | | $184,911.54 | ($184,911.54) |
| **Total Personnel Services** | | | **$279,125.65** | **($279,125.65)** |
| 621100 | Staff Benefits-Unclassified | | $23,731.20 | ($23,731.20) |
| 622100 | Staff Benefits-Classified/Exmt Hrly | | $15,072.56 | ($15,072.56) |
| 623100 | Staff Benefits-Faculty | | $47,337.36 | ($47,337.36) |
| **Total Benefits** | | | **$86,141.12** | **($86,141.12)** |
| 717000 | Budget Pool-Contracted Services | | $7,761.00 | ($7,761.00) |
| 730000 | Budget Pool-Supplies | | $1,000.00 | ($1,000.00) |
| 740000 | Budget Pool-Travel | | $6,000.00 | ($6,000.00) |
| 750000 | Budget Pool-Info & Communications | | $3,205.00 | ($3,205.00) |
| 774100 | Data Processing Equipmnt Use-Intrnl | | $34,077.09 | ($34,077.09) |
| **Total Operation** | | | **$52,043.09** | **($52,043.09)** |
| **Net Contribution (use) of Unallocated General: VPRGA** | | | **$417,309.86** | **($417,309.86)** |

Report Package: Operating Ledger
report created by: Cats

Dec 4, 2007 3:39:05 PM

# BUDGET REPORT

Organization: VPRGA5

Report Name: Budget Report by Account

VP-Research & Graduate Studies Admn

Fiscal Year: 2007-08

| ACCOUNT | ACCOUNT_DESC | Revenue Dollars | Expense Dollars | Net Contribution |
|---|---|---|---|---|
| 611100 | Unclassified-Contract | | $61,800.00 | ($61,800.00) |
| 612000 | Classified-Budget Pool | | $32,414.11 | ($32,414.11) |
| 614000 | Faculty-Budget Pool | | $184,911.54 | ($184,911.54) |
| **Total Personnel Services** | | | **$279,125.65** | **($279,125.65)** |
| 621100 | Staff Benefits-Unclassified | | $23,731.20 | ($23,731.20) |
| 622100 | Staff Benefits-Classified/Exmt Hrly | | $15,072.56 | ($15,072.56) |
| 623100 | Staff Benefits-Faculty | | $47,337.36 | ($47,337.36) |
| **Total Benefits** | | | **$86,141.12** | **($86,141.12)** |
| 717000 | Budget Pool-Contracted Services | | $7,761.00 | ($7,761.00) |
| 730000 | Budget Pool-Supplies | | $1,000.00 | ($1,000.00) |
| 740000 | Budget Pool-Travel | | $6,000.00 | ($6,000.00) |
| 750000 | Budget Pool-Info & Communications | | $3,205.00 | ($3,205.00) |
| 774100 | Data Processing Equipmnt Use-Intrnl | | $34,077.09 | ($34,077.09) |
| **Total Operation** | | | **$52,043.09** | **($52,043.09)** |
| **Net Contribution (use) of Unallocated General: VPRGA5** | | | **$417,309.86** | **($417,309.86)** |

Report Package: Operating Ledger

report created by: Cats

Dec 4, 2007 3:40:50 PM

# BUDGET REPORT

Organization: 217050
VP-Research & Graduate Studies

Report Name: Budget Report by Account

Fiscal Year: 2007-08

| ACCOUNT | ACCOUNT_DESC | Revenue Dollars | Expense Dollars | Net Contribution |
|---|---|---|---|---|
| 611100 | Unclassified-Contract | | $61,800.00 | ($61,800.00) |
| 612000 | Classified-Budget Pool | | $32,414.11 | ($32,414.11) |
| 614000 | Faculty-Budget Pool | | $184,911.54 | ($184,911.54) |
| **Total Personnel Services** | | | **$279,125.65** | **($279,125.65)** |
| 621100 | Staff Benefits-Unclassified | | $23,731.20 | ($23,731.20) |
| 622100 | Staff Benefits-Classified/Exmt Hrly | | $15,072.56 | ($15,072.56) |
| 623100 | Staff Benefits-Faculty | | $47,337.36 | ($47,337.36) |
| **Total Benefits** | | | **$86,141.12** | **($86,141.12)** |
| 717000 | Budget Pool-Contracted Services | | $7,761.00 | ($7,761.00) |
| 730000 | Budget Pool-Supplies | | $1,000.00 | ($1,000.00) |
| 740000 | Budget Pool-Travel | | $6,000.00 | ($6,000.00) |
| 750000 | Budget Pool-Info & Communications | | $3,205.00 | ($3,205.00) |
| 774100 | Data Processing Equipmnt Use-Intrnl | | $27,855.93 | ($27,855.93) |
| **Total Operation** | | | **$45,821.93** | **($45,821.93)** |
| **Net Contribution (use) of Unallocated General: 217050** | | | **$411,088.70** | **($411,088.70)** |

Report Package: Operating Ledger
report created by: Cats

Dec 4, 2007 3:42:57 PM

# BUDGET REPORT

Organization: 217660

Report Name: Budget Report by Account

RIF-VP Research & Graduate Studies

Fiscal Year: 2007-08

| ACCOUNT | ACCOUNT_DESC | Revenue Dollars | Expense Dollars | Net Contribution |
|---|---|---|---|---|
| 774100 | Data Processing Equipmnt Use-Intrnl | | $6,221.16 | ($6,221.16) |
| Total Operation | | | **$6,221.16** | **($6,221.16)** |
| Net Contribution (use) of Unallocated General: 217660 | | | **$6,221.16** | **($6,221.16)** |

Report Package: Operating Ledger

report created by: Cats

Dec 4, 2007 3:42:57 PM

# BUDGET REPORT

Organization: WCI55
Wright Center of Innovation

Report Name: Budget Report by Account

Fiscal Year: 2007-08

| ACCOUNT | ACCOUNT_DESC | Revenue Dollars | Expense Dollars | Net Contribution |
|---|---|---|---|---|
| 774100 | Data Processing Equipmnt Use-Intrnl | | $9,285.31 | ($9,285.31) |
| 777850 | Unrestricted Balance | | $954.29 | ($954.29) |
| Total Operation | | | **$10,239.60** | **($10,239.60)** |
| Net Contribution (use) of Unallocated General: WCI55 | | | **$10,239.60** | **($10,239.60)** |

Report Package: Operating Ledger
report created by: Cats

Dec 4, 2007 3:39:05 PM

# BUDGET REPORT

Organization: WCI555
Wright Center of Innovation

Report Name: Budget Report by Account

Fiscal Year: 2007-08

| ACCOUNT | ACCOUNT_DESC | Revenue Dollars | Expense Dollars | Net Contribution |
|---|---|---|---|---|
| 774100 | Data Processing Equipmnt Use-Intrnl | | $9,285.31 | ($9,285.31) |
| 777850 | Unrestricted Balance | | $954.29 | ($954.29) |
| Total Operation | | | $10,239.60 | ($10,239.60) |
| Net Contribution (use) of Unallocated General: WCI555 | | | $10,239.60 | ($10,239.60) |

Report Package: Operating Ledger
report created by: Cats

Dec 4, 2007 3:40:50 PM

# BUDGET REPORT

Organization: 281350

Report Name: Budget Report by Account

Cost Share-Wright Ct Innovatn ADMA

Fiscal Year: 2007-08

| ACCOUNT | ACCOUNT_DESC | Revenue Dollars | Expense Dollars | Net Contribution |
|---|---|---|---|---|
| 774100 | Data Processing Equipmnt Use-Intrnl | | $9,285.31 | ($9,285.31) |
| 777850 | Unrestricted Balance | | $954.29 | ($954.29) |
| Total Operation | | | $10,239.60 | ($10,239.60) |
| Net Contribution (use) of Unallocated General: 281350 | | | $10,239.60 | ($10,239.60) |

Report Package: Operating Ledger

report created by: Cats

Dec 4, 2007 3:42:57 PM

# BUDGET REPORT

Organization: WSRI5
Wright State Research Institute

Report Name: Budget Report by Account

Fiscal Year: 2007-08

| ACCOUNT | ACCOUNT_DESC | Revenue Dollars | Expense Dollars | Net Contribution |
|---|---|---|---|---|
| 774100 | Data Processing Equipmnt Use-Intrnl | | $9,285.31 | ($9,285.31) |
| Total Operation | | | **$9,285.31** | **($9,285.31)** |
| Net Contribution (use) of Unallocated General: WSRI5 | | | **$9,285.31** | **($9,285.31)** |

Report Package: Operating Ledger
report created by: Cats

Dec 4, 2007 3:39:05 PM

# BUDGET REPORT

Organization: WSRI55

Report Name: Budget Report by Account

Wright State Research Institute Adm

Fiscal Year: 2007-08

| ACCOUNT | ACCOUNT_DESC | Revenue Dollars | Expense Dollars | Net Contribution |
|---|---|---|---|---|
| 774100 | Data Processing Equipmnt Use-Intrnl | | $9,285.31 | ($9,285.31) |
| Total Operation | | | **$9,285.31** | **($9,285.31)** |
| Net Contribution (use) of Unallocated General: WSRI55 | | | **$9,285.31** | **($9,285.31)** |

Report Package: Operating Ledger

report created by: Cats

Dec 4, 2007 3:40:50 PM

# BUDGET REPORT

Organization: 290200

Report Name: Budget Report by Account

Wright State Research Institute Adm

Fiscal Year: 2007-08

| ACCOUNT | ACCOUNT_DESC | Revenue Dollars | Expense Dollars | Net Contribution |
|---|---|---|---|---|
| 774100 | Data Processing Equipmnt Use-Intrnl | | $9,285.31 | ($9,285.31) |
| Total Operation | | | **$9,285.31** | **($9,285.31)** |
| Net Contribution (use) of Unallocated General: 290200 | | | **$9,285.31** | **($9,285.31)** |

Report Package: Operating Ledger

report created by: Cats

Dec 4, 2007 3:42:57 PM

## BUDGET DETAIL

# M. Senior Vice President Curriculum & Instruction

# BUDGET REPORT

Organization: CI
VP-Curriculum & Instruction

Report Name: Budget Report by Account

Fiscal Year: 2007-08

| ACCOUNT | ACCOUNT_DESC | Revenue Dollars | Expense Dollars | Net Contribution |
|---|---|---|---|---|
| 503000 | Non-Credit Fees | $303,043.31 | | $303,043.31 |
| **Total Revenue** | | **$303,043.31** | | **$303,043.31** |
| 611100 | Unclassified-Contract | | $2,142,834.97 | ($2,142,834.97) |
| 611109 | Unclassified-Vacancy Credit BgtPool | | $10,183.00 | ($10,183.00) |
| 611150 | Unclassified-Retirees | | $1,109.18 | ($1,109.18) |
| 612000 | Classified-Budget Pool | | $860,860.91 | ($860,860.91) |
| 612109 | Classified-Vacancy Credit BP | | $9,464.00 | ($9,464.00) |
| 612200 | NonExempt Unclassified Hourly | | $41,153.00 | ($41,153.00) |
| 613000 | Classified-Overtime Budget Pool | | $39,000.00 | ($39,000.00) |
| 614000 | Faculty-Budget Pool | | $664,506.70 | ($664,506.70) |
| 615000 | Faculty-Other Budget Pool | | $29,610.00 | ($29,610.00) |
| 615300 | Faculty-Summer | | $2,500.00 | ($2,500.00) |
| 616000 | Student Wages-Budget Pool | | $169,296.00 | ($169,296.00) |
| **Total Personnel Services** | | | **$3,970,517.76** | **($3,970,517.76)** |
| 621100 | Staff Benefits-Unclassified | | $837,991.89 | ($837,991.89) |
| 621110 | Staff Benefits-Unclassified<51%/Ret | | $825.45 | ($825.45) |
| 622100 | Staff Benefits-Classified/Exmt Hrly | | $400,300.91 | ($400,300.91) |
| 622130 | Staff Benefits-Classified-Overtime | | $18,135.00 | ($18,135.00) |
| 623100 | Staff Benefits-Faculty | | $170,113.70 | ($170,113.70) |
| 623200 | Staff Benefits-Faculty Part Time | | $4,238.52 | ($4,238.52) |
| **Total Benefits** | | | **$1,431,605.47** | **($1,431,605.47)** |
| 717000 | Budget Pool-Contracted Services | | $67,259.00 | ($67,259.00) |
| 730000 | Budget Pool-Supplies | | $112,120.00 | ($112,120.00) |
| 737930 | Cost Recovery-Supplies | | ($210,000.00) | $210,000.00 |
| 740000 | Budget Pool-Travel | | $107,592.00 | ($107,592.00) |
| 750000 | Budget Pool-Info & Communications | | $100,608.00 | ($100,608.00) |
| 760000 | Budget Pool-Maintenance & Repair | | $844.00 | ($844.00) |
| 770500 | SBR-College Sponsored | | $1,431.00 | ($1,431.00) |
| 773000 | Budget Pool-Scholarships&Fellowshps | | $792,675.00 | ($792,675.00) |
| 774100 | Data Processing Equipmnt Use-Intrnl | | $298,661.63 | ($298,661.63) |
| 775000 | Budget Pool-Equipment Rental Charge | | $410.00 | ($410.00) |
| 777000 | Budget Pool-Other Miscellaneous | | $710,348.14 | ($710,348.14) |
| 780000 | Budget Pool-Purchased for Resale | | $75,000.00 | ($75,000.00) |

Report Package: Operating Ledger
report created by: Cats

Dec 4, 2007 3:15:40 PM

# BUDGET REPORT

Organization: CI
VP-Curriculum & Instruction

Report Name: Budget Report by Account

Fiscal Year: 2007-08

| ACCOUNT | ACCOUNT_DESC | Revenue Dollars | Expense Dollars | Net Contribution |
|---|---|---|---|---|
| 793000 | Budget Pool-Building | | $35,403.00 | ($35,403.00) |
| 794000 | Budget Pool-Capital Equipment | | $2,374.00 | ($2,374.00) |
| **Total Operation** | | | **$2,094,725.77** | **($2,094,725.77)** |
| 879300 | Plant O&M Cost Allocatn E&G-Debit | | $204,930.50 | ($204,930.50) |
| 879880 | Earning Support/Trsf-Debit | | $2,135,571.09 | ($2,135,571.09) |
| 879890 | Earning Support/Trsf-Credit | | ($2,075,304.25) | $2,075,304.25 |
| **Total Transfers** | | | **$265,197.34** | **($265,197.34)** |
| **Net Contribution (use) of Unallocated General: CI** | | **$303,043.31** | **$7,762,046.34** | **($7,459,003.03)** |

Report Package: Operating Ledger
report created by: Cats

Dec 4, 2007 3:15:40 PM

# BUDGET REPORT

Organization: CI1
VP-Curriculum & Instruction

Report Name: Budget Report by Account

Fiscal Year: 2007-08

| ACCOUNT | ACCOUNT_DESC | Revenue Dollars | Expense Dollars | Net Contribution |
|---|---|---|---|---|
| 503000 | Non-Credit Fees | $303,043.31 | | $303,043.31 |
| **Total Revenue** | | **$303,043.31** | | **$303,043.31** |
| 611100 | Unclassified-Contract | | $2,142,834.97 | ($2,142,834.97) |
| 611109 | Unclassified-Vacancy Credit BgtPool | | $10,183.00 | ($10,183.00) |
| 611150 | Unclassified-Retirees | | $1,109.18 | ($1,109.18) |
| 612000 | Classified-Budget Pool | | $860,860.91 | ($860,860.91) |
| 612109 | Classified-Vacancy Credit BP | | $9,464.00 | ($9,464.00) |
| 612200 | NonExempt Unclassified Hourly | | $41,153.00 | ($41,153.00) |
| 613000 | Classified-Overtime Budget Pool | | $39,000.00 | ($39,000.00) |
| 614000 | Faculty-Budget Pool | | $664,506.70 | ($664,506.70) |
| 615000 | Faculty-Other Budget Pool | | $29,610.00 | ($29,610.00) |
| 615300 | Faculty-Summer | | $2,500.00 | ($2,500.00) |
| 616000 | Student Wages-Budget Pool | | $169,296.00 | ($169,296.00) |
| **Total Personnel Services** | | | **$3,970,517.76** | **($3,970,517.76)** |
| 621100 | Staff Benefits-Unclassified | | $837,991.89 | ($837,991.89) |
| 621110 | Staff Benefits-Unclassified<51%/Ret | | $825.45 | ($825.45) |
| 622100 | Staff Benefits-Classified/Exmt Hrly | | $400,300.91 | ($400,300.91) |
| 622130 | Staff Benefits-Classified-Overtime | | $18,135.00 | ($18,135.00) |
| 623100 | Staff Benefits-Faculty | | $170,113.70 | ($170,113.70) |
| 623200 | Staff Benefits-Faculty Part Time | | $4,238.52 | ($4,238.52) |
| **Total Benefits** | | | **$1,431,605.47** | **($1,431,605.47)** |
| 717000 | Budget Pool-Contracted Services | | $67,259.00 | ($67,259.00) |
| 730000 | Budget Pool-Supplies | | $112,120.00 | ($112,120.00) |
| 737930 | Cost Recovery-Supplies | | ($210,000.00) | $210,000.00 |
| 740000 | Budget Pool-Travel | | $107,592.00 | ($107,592.00) |
| 750000 | Budget Pool-Info & Communications | | $100,608.00 | ($100,608.00) |
| 760000 | Budget Pool-Maintenance & Repair | | $844.00 | ($844.00) |
| 770500 | SBR-College Sponsored | | $1,431.00 | ($1,431.00) |
| 773000 | Budget Pool-Scholarships&Fellowshps | | $792,675.00 | ($792,675.00) |
| 774100 | Data Processing Equipmnt Use-Intrnl | | $298,661.63 | ($298,661.63) |
| 775000 | Budget Pool-Equipment Rental Charge | | $410.00 | ($410.00) |
| 777000 | Budget Pool-Other Miscellaneous | | $710,348.14 | ($710,348.14) |
| 780000 | Budget Pool-Purchased for Resale | | $75,000.00 | ($75,000.00) |

Report Package: Operating Ledger
report created by: Cats

Dec 4, 2007 3:17:30 PM

# BUDGET REPORT

Organization: CI1
VP-Curriculum & Instruction

Report Name: Budget Report by Account

Fiscal Year: 2007-08

| ACCOUNT | ACCOUNT_DESC | Revenue Dollars | Expense Dollars | Net Contribution |
|---|---|---|---|---|
| 793000 | Budget Pool-Building | | $35,403.00 | ($35,403.00) |
| 794000 | Budget Pool-Capital Equipment | | $2,374.00 | ($2,374.00) |
| Total Operation | | | **$2,094,725.77** | **($2,094,725.77)** |
| 879300 | Plant O&M Cost Allocatn E&G-Debit | | $204,930.50 | ($204,930.50) |
| 879880 | Earning Support/Trsf-Debit | | $2,135,571.09 | ($2,135,571.09) |
| 879890 | Earning Support/Trsf-Credit | | ($2,075,304.25) | $2,075,304.25 |
| Total Transfers | | | **$265,197.34** | **($265,197.34)** |
| Net Contribution (use) of Unallocated General: CI1 | | **$303,043.31** | **$7,762,046.34** | **($7,459,003.03)** |

Report Package: Operating Ledger
report created by: Cats

Dec 4, 2007 3:17:30 PM

# BUDGET REPORT

Organization: VPC2
VP-Curr & Instr-Academic Affairs

Report Name: Budget Report by Account

Fiscal Year: 2007-08

| ACCOUNT | ACCOUNT_DESC | Revenue Dollars | Expense Dollars | Net Contribution |
|---|---|---|---|---|
| 503000 | Non-Credit Fees | $303,043.31 | | $303,043.31 |
| **Total Revenue** | | **$303,043.31** | | **$303,043.31** |
| 611100 | Unclassified-Contract | | $1,900,154.12 | ($1,900,154.12) |
| 611150 | Unclassified-Retirees | | $1,109.18 | ($1,109.18) |
| 612000 | Classified-Budget Pool | | $807,969.77 | ($807,969.77) |
| 612109 | Classified-Vacancy Credit BP | | $9,464.00 | ($9,464.00) |
| 612200 | NonExempt Unclassified Hourly | | $41,153.00 | ($41,153.00) |
| 613000 | Classified-Overtime Budget Pool | | $39,000.00 | ($39,000.00) |
| 614000 | Faculty-Budget Pool | | $330,532.05 | ($330,532.05) |
| 615000 | Faculty-Other Budget Pool | | $29,610.00 | ($29,610.00) |
| 615300 | Faculty-Summer | | $2,500.00 | ($2,500.00) |
| 616000 | Student Wages-Budget Pool | | $140,996.00 | ($140,996.00) |
| **Total Personnel Services** | | | **$3,302,488.12** | **($3,302,488.12)** |
| 621100 | Staff Benefits-Unclassified | | $744,802.65 | ($744,802.65) |
| 621110 | Staff Benefits-Unclassified<51%/Ret | | $825.45 | ($825.45) |
| 622100 | Staff Benefits-Classified/Exmt Hrly | | $375,706.54 | ($375,706.54) |
| 622130 | Staff Benefits-Classified-Overtime | | $18,135.00 | ($18,135.00) |
| 623100 | Staff Benefits-Faculty | | $84,616.53 | ($84,616.53) |
| 623200 | Staff Benefits-Faculty Part Time | | $4,238.52 | ($4,238.52) |
| **Total Benefits** | | | **$1,228,324.69** | **($1,228,324.69)** |
| 717000 | Budget Pool-Contracted Services | | $60,059.00 | ($60,059.00) |
| 730000 | Budget Pool-Supplies | | $112,120.00 | ($112,120.00) |
| 737930 | Cost Recovery-Supplies | | ($210,000.00) | $210,000.00 |
| 740000 | Budget Pool-Travel | | $105,283.00 | ($105,283.00) |
| 750000 | Budget Pool-Info & Communications | | $97,378.00 | ($97,378.00) |
| 760000 | Budget Pool-Maintenance & Repair | | $844.00 | ($844.00) |
| 770500 | SBR-College Sponsored | | $1,431.00 | ($1,431.00) |
| 774100 | Data Processing Equipmnt Use-Intrnl | | $195,624.82 | ($195,624.82) |
| 775000 | Budget Pool-Equipment Rental Charge | | $410.00 | ($410.00) |
| 777000 | Budget Pool-Other Miscellaneous | | $40,782.33 | ($40,782.33) |
| 780000 | Budget Pool-Purchased for Resale | | $75,000.00 | ($75,000.00) |
| 794000 | Budget Pool-Capital Equipment | | $2,374.00 | ($2,374.00) |
| **Total Operation** | | | **$481,306.15** | **($481,306.15)** |

Report Package: Operating Ledger
report created by: Cats

Dec 4, 2007 3:36:33 PM

# BUDGET REPORT

Organization: VPC2
VP-Curr & Instr-Academic Affairs

Report Name: Budget Report by Account

Fiscal Year: 2007-08

| ACCOUNT | ACCOUNT_DESC | Revenue Dollars | Expense Dollars | Net Contribution |
|---|---|---|---|---|
| 879300 | Plant O&M Cost Allocatn E&G-Debit | | $204,930.50 | ($204,930.50) |
| 879890 | Earning Support/Trsf-Credit | | ($2,075,304.25) | $2,075,304.25 |
| Total Transfers | | | **($1,870,373.75)** | **$1,870,373.75** |
| Net Contribution (use) of Unallocated General: VPC2 | | **$303,043.31** | **$3,141,745.21** | **($2,838,701.90)** |

Report Package: Operating Ledger
report created by: Cats

Dec 4, 2007 3:36:33 PM

# BUDGET REPORT

Organization: AHN55
Asian/Hispanic/Native American Ctr

Report Name: Budget Report by Account

Fiscal Year: 2007-08

| ACCOUNT | ACCOUNT_DESC | Revenue Dollars | Expense Dollars | Net Contribution |
|---|---|---|---|---|
| 611100 | Unclassified-Contract | | $58,927.00 | ($58,927.00) |
| 612000 | Classified-Budget Pool | | $24,429.06 | ($24,429.06) |
| 612200 | NonExempt Unclassified Hourly | | $16,973.00 | ($16,973.00) |
| **Total Personnel Services** | | | **$100,329.06** | **($100,329.06)** |
| 621100 | Staff Benefits-Unclassified | | $28,486.53 | ($28,486.53) |
| 621110 | Staff Benefits-Unclassified<51%/Ret | | $659.07 | ($659.07) |
| 622100 | Staff Benefits-Classified/Exmt Hrly | | $11,359.51 | ($11,359.51) |
| **Total Benefits** | | | **$40,505.11** | **($40,505.11)** |
| 774100 | Data Processing Equipmnt Use-Intrnl | | $23,306.13 | ($23,306.13) |
| 777000 | Budget Pool-Other Miscellaneous | | $27,032.00 | ($27,032.00) |
| **Total Operation** | | | **$50,338.13** | **($50,338.13)** |
| **Net Contribution (use) of Unallocated General: AHN55** | | | **$191,172.30** | **($191,172.30)** |

Report Package: Operating Ledger
report created by: Cats

Dec 4, 2007 3:39:05 PM

# BUDGET REPORT

Organization: AHN555
Asian/Hispanic/Native American Ctr

Report Name: Budget Report by Account

Fiscal Year: 2007-08

| ACCOUNT | ACCOUNT_DESC | Revenue Dollars | Expense Dollars | Net Contribution |
|---|---|---|---|---|
| 611100 | Unclassified-Contract | | $58,927.00 | ($58,927.00) |
| 612000 | Classified-Budget Pool | | $24,429.06 | ($24,429.06) |
| 612200 | NonExempt Unclassified Hourly | | $16,973.00 | ($16,973.00) |
| **Total Personnel Services** | | | **$100,329.06** | **($100,329.06)** |
| 621100 | Staff Benefits-Unclassified | | $28,486.53 | ($28,486.53) |
| 621110 | Staff Benefits-Unclassified<51%/Ret | | $659.07 | ($659.07) |
| 622100 | Staff Benefits-Classified/Exmt Hrly | | $11,359.51 | ($11,359.51) |
| **Total Benefits** | | | **$40,505.11** | **($40,505.11)** |
| 774100 | Data Processing Equipmnt Use-Intrnl | | $23,306.13 | ($23,306.13) |
| 777000 | Budget Pool-Other Miscellaneous | | $27,032.00 | ($27,032.00) |
| **Total Operation** | | | **$50,338.13** | **($50,338.13)** |
| **Net Contribution (use) of Unallocated General: AHN555** | | | **$191,172.30** | **($191,172.30)** |

Report Package: Operating Ledger
report created by: Cats

Dec 4, 2007 3:40:50 PM

# BUDGET REPORT

Organization: 213400
Asian/Hispanic/Native American Ctr

Report Name: Budget Report by Account

Fiscal Year: 2007-08

| ACCOUNT | ACCOUNT_DESC | Revenue Dollars | Expense Dollars | Net Contribution |
|---|---|---|---|---|
| 611100 | Unclassified-Contract | | $58,927.00 | ($58,927.00) |
| 612000 | Classified-Budget Pool | | $24,429.06 | ($24,429.06) |
| 612200 | NonExempt Unclassified Hourly | | $16,973.00 | ($16,973.00) |
| **Total Personnel Services** | | | **$100,329.06** | **($100,329.06)** |
| 621100 | Staff Benefits-Unclassified | | $28,486.53 | ($28,486.53) |
| 621110 | Staff Benefits-Unclassified<51%/Ret | | $659.07 | ($659.07) |
| 622100 | Staff Benefits-Classified/Exmt Hrly | | $11,359.51 | ($11,359.51) |
| **Total Benefits** | | | **$40,505.11** | **($40,505.11)** |
| 774100 | Data Processing Equipmnt Use-Intrnl | | $23,306.13 | ($23,306.13) |
| 777000 | Budget Pool-Other Miscellaneous | | $27,032.00 | ($27,032.00) |
| **Total Operation** | | | **$50,338.13** | **($50,338.13)** |
| **Net Contribution (use) of Unallocated General: 213400** | | | **$191,172.30** | **($191,172.30)** |

Report Package: Operating Ledger
report created by: Cats

Dec 4, 2007 3:42:57 PM

# BUDGET REPORT

Organization: BBC55

Report Name: Budget Report by Account

Bolinga Black Cultural Resource Ctr

Fiscal Year: 2007-08

| ACCOUNT | ACCOUNT_DESC | Revenue Dollars | Expense Dollars | Net Contribution |
|---|---|---|---|---|
| 611100 | Unclassified-Contract | | $42,525.58 | ($42,525.58) |
| 612000 | Classified-Budget Pool | | $12,861.00 | ($12,861.00) |
| 614000 | Faculty-Budget Pool | | $75,094.16 | ($75,094.16) |
| 616000 | Student Wages-Budget Pool | | $13,078.00 | ($13,078.00) |
| **Total Personnel Services** | | | **$143,558.74** | **($143,558.74)** |
| 621100 | Staff Benefits-Unclassified | | $16,329.83 | ($16,329.83) |
| 622100 | Staff Benefits-Classified/Exmt Hrly | | $5,980.37 | ($5,980.37) |
| 623100 | Staff Benefits-Faculty | | $19,224.10 | ($19,224.10) |
| **Total Benefits** | | | **$41,534.30** | **($41,534.30)** |
| 717000 | Budget Pool-Contracted Services | | $4,222.00 | ($4,222.00) |
| 730000 | Budget Pool-Supplies | | $3,599.00 | ($3,599.00) |
| 740000 | Budget Pool-Travel | | $6,320.00 | ($6,320.00) |
| 750000 | Budget Pool-Info & Communications | | $10,081.00 | ($10,081.00) |
| 760000 | Budget Pool-Maintenance & Repair | | $105.00 | ($105.00) |
| 774100 | Data Processing Equipmnt Use-Intrnl | | $23,213.27 | ($23,213.27) |
| 775000 | Budget Pool-Equipment Rental Charge | | $210.00 | ($210.00) |
| 777000 | Budget Pool-Other Miscellaneous | | $18,880.00 | ($18,880.00) |
| **Total Operation** | | | **$66,630.27** | **($66,630.27)** |
| **Net Contribution (use) of Unallocated General: BBC55** | | | **$251,723.31** | **($251,723.31)** |

Report Package: Operating Ledger

report created by: Cats

Dec 4, 2007 3:39:05 PM

# BUDGET REPORT

Organization: BBC555

Report Name: Budget Report by Account

Bolinga Black Cultural Resource Ctr

Fiscal Year: 2007-08

| ACCOUNT | ACCOUNT_DESC | Revenue Dollars | Expense Dollars | Net Contribution |
|---|---|---|---|---|
| 611100 | Unclassified-Contract | | $42,525.58 | ($42,525.58) |
| 612000 | Classified-Budget Pool | | $12,861.00 | ($12,861.00) |
| 614000 | Faculty-Budget Pool | | $75,094.16 | ($75,094.16) |
| 616000 | Student Wages-Budget Pool | | $13,078.00 | ($13,078.00) |
| **Total Personnel Services** | | | **$143,558.74** | **($143,558.74)** |
| 621100 | Staff Benefits-Unclassified | | $16,329.83 | ($16,329.83) |
| 622100 | Staff Benefits-Classified/Exmt Hrly | | $5,980.37 | ($5,980.37) |
| 623100 | Staff Benefits-Faculty | | $19,224.10 | ($19,224.10) |
| **Total Benefits** | | | **$41,534.30** | **($41,534.30)** |
| 717000 | Budget Pool-Contracted Services | | $4,222.00 | ($4,222.00) |
| 730000 | Budget Pool-Supplies | | $3,599.00 | ($3,599.00) |
| 740000 | Budget Pool-Travel | | $6,320.00 | ($6,320.00) |
| 750000 | Budget Pool-Info & Communications | | $10,081.00 | ($10,081.00) |
| 760000 | Budget Pool-Maintenance & Repair | | $105.00 | ($105.00) |
| 774100 | Data Processing Equipmnt Use-Intrnl | | $23,213.27 | ($23,213.27) |
| 775000 | Budget Pool-Equipment Rental Charge | | $210.00 | ($210.00) |
| 777000 | Budget Pool-Other Miscellaneous | | $18,880.00 | ($18,880.00) |
| **Total Operation** | | | **$66,630.27** | **($66,630.27)** |
| **Net Contribution (use) of Unallocated General: BBC555** | | | **$251,723.31** | **($251,723.31)** |

Report Package: Operating Ledger

report created by: Cats

Dec 4, 2007 3:40:50 PM

# BUDGET REPORT

Organization: 213005
Vision Mentoring Program

Report Name: Budget Report by Account

Fiscal Year: 2007-08

| ACCOUNT | ACCOUNT_DESC | Revenue Dollars | Expense Dollars | Net Contribution |
|---|---|---|---|---|
| 616000 | Student Wages-Budget Pool | | $10,086.00 | ($10,086.00) |
| **Total Personnel Services** | | | **$10,086.00** | **($10,086.00)** |
| 717000 | Budget Pool-Contracted Services | | $300.00 | ($300.00) |
| 730000 | Budget Pool-Supplies | | $400.00 | ($400.00) |
| 740000 | Budget Pool-Travel | | $2,220.00 | ($2,220.00) |
| 750000 | Budget Pool-Info & Communications | | $2,484.00 | ($2,484.00) |
| 777000 | Budget Pool-Other Miscellaneous | | $1,400.00 | ($1,400.00) |
| **Total Operation** | | | **$6,804.00** | **($6,804.00)** |
| **Net Contribution (use) of Unallocated General: 213005** | | | **$16,890.00** | **($16,890.00)** |

Report Package: Operating Ledger
report created by: Cats

Dec 4, 2007 3:42:57 PM

# BUDGET REPORT

Organization: 213300

Report Name: Budget Report by Account

Bolinga Black Cultural Resource Ctr

Fiscal Year: 2007-08

| ACCOUNT | ACCOUNT_DESC | Revenue Dollars | Expense Dollars | Net Contribution |
|---|---|---|---|---|
| 611100 | Unclassified-Contract | | $42,525.58 | ($42,525.58) |
| 612000 | Classified-Budget Pool | | $12,861.00 | ($12,861.00) |
| 614000 | Faculty-Budget Pool | | $75,094.16 | ($75,094.16) |
| 616000 | Student Wages-Budget Pool | | $2,992.00 | ($2,992.00) |
| **Total Personnel Services** | | | **$133,472.74** | **($133,472.74)** |
| 621100 | Staff Benefits-Unclassified | | $16,329.83 | ($16,329.83) |
| 622100 | Staff Benefits-Classified/Exmt Hrly | | $5,980.37 | ($5,980.37) |
| 623100 | Staff Benefits-Faculty | | $19,224.10 | ($19,224.10) |
| **Total Benefits** | | | **$41,534.30** | **($41,534.30)** |
| 717000 | Budget Pool-Contracted Services | | $3,922.00 | ($3,922.00) |
| 730000 | Budget Pool-Supplies | | $3,199.00 | ($3,199.00) |
| 740000 | Budget Pool-Travel | | $4,100.00 | ($4,100.00) |
| 750000 | Budget Pool-Info & Communications | | $7,597.00 | ($7,597.00) |
| 760000 | Budget Pool-Maintenance & Repair | | $105.00 | ($105.00) |
| 774100 | Data Processing Equipmnt Use-Intrnl | | $23,213.27 | ($23,213.27) |
| 775000 | Budget Pool-Equipment Rental Charge | | $210.00 | ($210.00) |
| 777000 | Budget Pool-Other Miscellaneous | | $8,480.00 | ($8,480.00) |
| **Total Operation** | | | **$50,826.27** | **($50,826.27)** |
| **Net Contribution (use) of Unallocated General: 213300** | | | **$225,833.31** | **($225,833.31)** |

Report Package: Operating Ledger

report created by: Cats

Dec 4, 2007 3:42:57 PM

# BUDGET REPORT

Organization: 213303

Report Name: Budget Report by Account

Bolinga Cultural Resource Ctr Progs

Fiscal Year: 2007-08

| ACCOUNT | ACCOUNT_DESC | Revenue Dollars | Expense Dollars | Net Contribution |
|---|---|---|---|---|
| 777000 | Budget Pool-Other Miscellaneous | | $9,000.00 | ($9,000.00) |
| Total Operation | | | **$9,000.00** | **($9,000.00)** |
| Net Contribution (use) of Unallocated General: 213303 | | | **$9,000.00** | **($9,000.00)** |

Report Package: Operating Ledger

report created by: Cats

Dec 4, 2007 3:42:57 PM

# BUDGET REPORT

Organization: CTL55
Center for Teaching & Learning

Report Name: Budget Report by Account

Fiscal Year: 2007-08

| ACCOUNT | ACCOUNT_DESC | Revenue Dollars | Expense Dollars | Net Contribution |
|---|---|---|---|---|
| 611100 | Unclassified-Contract | | $1,437,248.30 | ($1,437,248.30) |
| 611150 | Unclassified-Retirees | | $1,109.18 | ($1,109.18) |
| 612000 | Classified-Budget Pool | | $672,113.45 | ($672,113.45) |
| 613000 | Classified-Overtime Budget Pool | | $39,000.00 | ($39,000.00) |
| 614000 | Faculty-Budget Pool | | $130,627.58 | ($130,627.58) |
| 615300 | Faculty-Summer | | $2,500.00 | ($2,500.00) |
| 616000 | Student Wages-Budget Pool | | $114,000.00 | ($114,000.00) |
| **Total Personnel Services** | | | **$2,396,598.51** | **($2,396,598.51)** |
| 621100 | Staff Benefits-Unclassified | | $551,903.36 | ($551,903.36) |
| 621110 | Staff Benefits-Unclassified<51%/Ret | | $166.38 | ($166.38) |
| 622100 | Staff Benefits-Classified/Exmt Hrly | | $312,532.75 | ($312,532.75) |
| 622130 | Staff Benefits-Classified-Overtime | | $18,135.00 | ($18,135.00) |
| 623100 | Staff Benefits-Faculty | | $33,440.66 | ($33,440.66) |
| 623200 | Staff Benefits-Faculty Part Time | | $330.00 | ($330.00) |
| **Total Benefits** | | | **$916,508.15** | **($916,508.15)** |
| 717000 | Budget Pool-Contracted Services | | $3,457.00 | ($3,457.00) |
| 730000 | Budget Pool-Supplies | | $85,506.00 | ($85,506.00) |
| 737930 | Cost Recovery-Supplies | | ($210,000.00) | $210,000.00 |
| 740000 | Budget Pool-Travel | | $49,612.00 | ($49,612.00) |
| 750000 | Budget Pool-Info & Communications | | $57,349.00 | ($57,349.00) |
| 774100 | Data Processing Equipmnt Use-Intrnl | | $55,625.09 | ($55,625.09) |
| 777000 | Budget Pool-Other Miscellaneous | | ($66,412.00) | $66,412.00 |
| 780000 | Budget Pool-Purchased for Resale | | $75,000.00 | ($75,000.00) |
| 794000 | Budget Pool-Capital Equipment | | $2,374.00 | ($2,374.00) |
| **Total Operation** | | | **$52,511.09** | **($52,511.09)** |
| 879300 | Plant O&M Cost Allocatn E&G-Debit | | $204,930.50 | ($204,930.50) |
| 879890 | Earning Support/Trsf-Credit | | ($2,049,771.87) | $2,049,771.87 |
| **Total Transfers** | | | **($1,844,841.37)** | **$1,844,841.37** |
| **Net Contribution (use) of Unallocated General: CTL55** | | | **$1,520,776.38** | **($1,520,776.38)** |

Report Package: Operating Ledger
report created by: Cats

Dec 4, 2007 3:39:05 PM

# BUDGET REPORT

Organization: CTL555
Center for Teaching & Learning

Report Name: Budget Report by Account

Fiscal Year: 2007-08

| ACCOUNT | ACCOUNT_DESC | Revenue Dollars | Expense Dollars | Net Contribution |
|---|---|---|---|---|
| 611100 | Unclassified-Contract | | $1,437,248.30 | ($1,437,248.30) |
| 611150 | Unclassified-Retirees | | $1,109.18 | ($1,109.18) |
| 612000 | Classified-Budget Pool | | $672,113.45 | ($672,113.45) |
| 613000 | Classified-Overtime Budget Pool | | $39,000.00 | ($39,000.00) |
| 614000 | Faculty-Budget Pool | | $130,627.58 | ($130,627.58) |
| 615300 | Faculty-Summer | | $2,500.00 | ($2,500.00) |
| 616000 | Student Wages-Budget Pool | | $114,000.00 | ($114,000.00) |
| **Total Personnel Services** | | | **$2,396,598.51** | **($2,396,598.51)** |
| 621100 | Staff Benefits-Unclassified | | $551,903.36 | ($551,903.36) |
| 621110 | Staff Benefits-Unclassified<51%/Ret | | $166.38 | ($166.38) |
| 622100 | Staff Benefits-Classified/Exmt Hrly | | $312,532.75 | ($312,532.75) |
| 622130 | Staff Benefits-Classified-Overtime | | $18,135.00 | ($18,135.00) |
| 623100 | Staff Benefits-Faculty | | $33,440.66 | ($33,440.66) |
| 623200 | Staff Benefits-Faculty Part Time | | $330.00 | ($330.00) |
| **Total Benefits** | | | **$916,508.15** | **($916,508.15)** |
| 717000 | Budget Pool-Contracted Services | | $3,457.00 | ($3,457.00) |
| 730000 | Budget Pool-Supplies | | $85,506.00 | ($85,506.00) |
| 737930 | Cost Recovery-Supplies | | ($210,000.00) | $210,000.00 |
| 740000 | Budget Pool-Travel | | $49,612.00 | ($49,612.00) |
| 750000 | Budget Pool-Info & Communications | | $57,349.00 | ($57,349.00) |
| 774100 | Data Processing Equipmnt Use-Intrnl | | $55,625.09 | ($55,625.09) |
| 777000 | Budget Pool-Other Miscellaneous | | ($66,412.00) | $66,412.00 |
| 780000 | Budget Pool-Purchased for Resale | | $75,000.00 | ($75,000.00) |
| 794000 | Budget Pool-Capital Equipment | | $2,374.00 | ($2,374.00) |
| **Total Operation** | | | **$52,511.09** | **($52,511.09)** |
| 879300 | Plant O&M Cost Allocatn E&G-Debit | | $204,930.50 | ($204,930.50) |
| 879890 | Earning Support/Trsf-Credit | | ($2,049,771.87) | $2,049,771.87 |
| **Total Transfers** | | | **($1,844,841.37)** | **$1,844,841.37** |
| **Net Contribution (use) of Unallocated General: CTL555** | | | **$1,520,776.38** | **($1,520,776.38)** |

Report Package: Operating Ledger
report created by: Cats

Dec 4, 2007 3:40:50 PM

# BUDGET REPORT

Organization: 213200
CTL Faculty Development

Report Name: Budget Report by Account

Fiscal Year: 2007-08

| ACCOUNT | ACCOUNT_DESC | Revenue Dollars | Expense Dollars | Net Contribution |
|---|---|---|---|---|
| 611100 | Unclassified-Contract | | $78,036.50 | ($78,036.50) |
| 611150 | Unclassified-Retirees | | $1,109.18 | ($1,109.18) |
| 614000 | Faculty-Budget Pool | | $130,627.58 | ($130,627.58) |
| 615300 | Faculty-Summer | | $2,500.00 | ($2,500.00) |
| 616000 | Student Wages-Budget Pool | | $12,000.00 | ($12,000.00) |
| **Total Personnel Services** | | | **$224,273.26** | **($224,273.26)** |
| 621100 | Staff Benefits-Unclassified | | $29,966.02 | ($29,966.02) |
| 621110 | Staff Benefits-Unclassified<51%/Ret | | $166.38 | ($166.38) |
| 623100 | Staff Benefits-Faculty | | $33,440.66 | ($33,440.66) |
| 623200 | Staff Benefits-Faculty Part Time | | $330.00 | ($330.00) |
| **Total Benefits** | | | **$63,903.06** | **($63,903.06)** |
| 730000 | Budget Pool-Supplies | | $12,163.00 | ($12,163.00) |
| 740000 | Budget Pool-Travel | | $8,836.00 | ($8,836.00) |
| 750000 | Budget Pool-Info & Communications | | $11,157.00 | ($11,157.00) |
| 774100 | Data Processing Equipmnt Use-Intrnl | | $615.53 | ($615.53) |
| 777000 | Budget Pool-Other Miscellaneous | | $573.00 | ($573.00) |
| **Total Operation** | | | **$33,344.53** | **($33,344.53)** |
| **Net Contribution (use) of Unallocated General: 213200** | | | **$321,520.85** | **($321,520.85)** |

Report Package: Operating Ledger
report created by: Cats

Dec 4, 2007 3:42:57 PM

# BUDGET REPORT

Organization: 213203
CTL Classroom Services

Report Name: Budget Report by Account

Fiscal Year: 2007-08

| ACCOUNT | ACCOUNT_DESC | Revenue Dollars | Expense Dollars | Net Contribution |
|---|---|---|---|---|
| 611100 | Unclassified-Contract | | $52,767.30 | ($52,767.30) |
| 612000 | Classified-Budget Pool | | $304,648.80 | ($304,648.80) |
| 613000 | Classified-Overtime Budget Pool | | $3,000.00 | ($3,000.00) |
| 616000 | Student Wages-Budget Pool | | $15,000.00 | ($15,000.00) |
| **Total Personnel Services** | | | **$375,416.10** | **($375,416.10)** |
| 621100 | Staff Benefits-Unclassified | | $20,262.65 | ($20,262.65) |
| 622100 | Staff Benefits-Classified/Exmt Hrly | | $141,661.69 | ($141,661.69) |
| 622130 | Staff Benefits-Classified-Overtime | | $1,395.00 | ($1,395.00) |
| **Total Benefits** | | | **$163,319.34** | **($163,319.34)** |
| 730000 | Budget Pool-Supplies | | $17,800.00 | ($17,800.00) |
| 740000 | Budget Pool-Travel | | $1,000.00 | ($1,000.00) |
| 750000 | Budget Pool-Info & Communications | | $4,570.00 | ($4,570.00) |
| 774100 | Data Processing Equipmnt Use-Intrnl | | $1,961.83 | ($1,961.83) |
| 777000 | Budget Pool-Other Miscellaneous | | ($36,725.00) | $36,725.00 |
| **Total Operation** | | | **($11,393.17)** | **$11,393.17** |
| **Net Contribution (use) of Unallocated General: 213203** | | | **$527,342.27** | **($527,342.27)** |

Report Package: Operating Ledger
report created by: Cats

Dec 4, 2007 3:42:57 PM

# BUDGET REPORT

Organization: 213204
CTL Distributed Learning

Report Name: Budget Report by Account

Fiscal Year: 2007-08

| ACCOUNT | ACCOUNT_DESC | Revenue Dollars | Expense Dollars | Net Contribution |
|---|---|---|---|---|
| 611100 | Unclassified-Contract | | $485,420.34 | ($485,420.34) |
| 616000 | Student Wages-Budget Pool | | $24,000.00 | ($24,000.00) |
| **Total Personnel Services** | | | **$509,420.34** | **($509,420.34)** |
| 621100 | Staff Benefits-Unclassified | | $186,401.41 | ($186,401.41) |
| **Total Benefits** | | | **$186,401.41** | **($186,401.41)** |
| 730000 | Budget Pool-Supplies | | $10,900.00 | ($10,900.00) |
| 740000 | Budget Pool-Travel | | $7,500.00 | ($7,500.00) |
| 750000 | Budget Pool-Info & Communications | | $6,197.00 | ($6,197.00) |
| 774100 | Data Processing Equipmnt Use-Intrnl | | $1,716.60 | ($1,716.60) |
| **Total Operation** | | | **$26,313.60** | **($26,313.60)** |
| **Net Contribution (use) of Unallocated General: 213204** | | | **$722,135.35** | **($722,135.35)** |

Report Package: Operating Ledger
report created by: Cats

Dec 4, 2007 3:42:57 PM

# BUDGET REPORT

Organization: 213205
R/E CTL Administration

Report Name: Budget Report by Account

Fiscal Year: 2007-08

| ACCOUNT | ACCOUNT_DESC | Revenue Dollars | Expense Dollars | Net Contribution |
|---|---|---|---|---|
| 611100 | Unclassified-Contract | | $46,780.98 | ($46,780.98) |
| 612000 | Classified-Budget Pool | | $115,141.87 | ($115,141.87) |
| 613000 | Classified-Overtime Budget Pool | | $1,500.00 | ($1,500.00) |
| 616000 | Student Wages-Budget Pool | | $5,500.00 | ($5,500.00) |
| **Total Personnel Services** | | | **$168,922.85** | **($168,922.85)** |
| 621100 | Staff Benefits-Unclassified | | $17,963.90 | ($17,963.90) |
| 622100 | Staff Benefits-Classified/Exmt Hrly | | $53,540.97 | ($53,540.97) |
| 622130 | Staff Benefits-Classified-Overtime | | $697.50 | ($697.50) |
| **Total Benefits** | | | **$72,202.37** | **($72,202.37)** |
| 717000 | Budget Pool-Contracted Services | | $1,621.00 | ($1,621.00) |
| 730000 | Budget Pool-Supplies | | $5,786.00 | ($5,786.00) |
| 740000 | Budget Pool-Travel | | $13,776.00 | ($13,776.00) |
| 750000 | Budget Pool-Info & Communications | | $5,543.00 | ($5,543.00) |
| 774100 | Data Processing Equipmnt Use-Intrnl | | $46,426.55 | ($46,426.55) |
| 777000 | Budget Pool-Other Miscellaneous | | ($30,260.00) | $30,260.00 |
| 794000 | Budget Pool-Capital Equipment | | $2,374.00 | ($2,374.00) |
| **Total Operation** | | | **$45,266.55** | **($45,266.55)** |
| 879300 | Plant O&M Cost Allocatn E&G-Debit | | $204,930.50 | ($204,930.50) |
| 879890 | Earning Support/Trsf-Credit | | ($2,049,771.87) | $2,049,771.87 |
| **Total Transfers** | | | **($1,844,841.37)** | **$1,844,841.37** |
| **Net Contribution (use) of Unallocated General: 213205** | | | **($1,558,449.60)** | **$1,558,449.60** |

Report Package: Operating Ledger
report created by: Cats

Dec 4, 2007 3:42:57 PM

# BUDGET REPORT

Organization: 213207

R/E CTL Instr Develop & Applictns

Report Name: Budget Report by Account

Fiscal Year: 2007-08

| ACCOUNT | ACCOUNT_DESC | Revenue Dollars | Expense Dollars | Net Contribution |
|---|---|---|---|---|
| 611100 | Unclassified-Contract | | $303,430.93 | ($303,430.93) |
| 612000 | Classified-Budget Pool | | $112,503.46 | ($112,503.46) |
| 613000 | Classified-Overtime Budget Pool | | $1,500.00 | ($1,500.00) |
| 616000 | Student Wages-Budget Pool | | $5,500.00 | ($5,500.00) |
| **Total Personnel Services** | | | **$422,934.39** | **($422,934.39)** |
| 621100 | Staff Benefits-Unclassified | | $116,517.48 | ($116,517.48) |
| 622100 | Staff Benefits-Classified/Exmt Hrly | | $52,314.11 | ($52,314.11) |
| 622130 | Staff Benefits-Classified-Overtime | | $697.50 | ($697.50) |
| **Total Benefits** | | | **$169,529.09** | **($169,529.09)** |
| 730000 | Budget Pool-Supplies | | $11,247.00 | ($11,247.00) |
| 737930 | Cost Recovery-Supplies | | ($85,000.00) | $85,000.00 |
| 740000 | Budget Pool-Travel | | $6,000.00 | ($6,000.00) |
| 750000 | Budget Pool-Info & Communications | | $6,596.00 | ($6,596.00) |
| 774100 | Data Processing Equipmnt Use-Intrnl | | $1,961.83 | ($1,961.83) |
| 780000 | Budget Pool-Purchased for Resale | | $70,000.00 | ($70,000.00) |
| **Total Operation** | | | **$10,804.83** | **($10,804.83)** |
| **Net Contribution (use) of Unallocated General: 213207** | | | **$603,268.31** | **($603,268.31)** |

Report Package: Operating Ledger

report created by: Cats

Dec 4, 2007 3:42:57 PM

# BUDGET REPORT

Organization: 213208

Report Name: Budget Report by Account

R/E CTL System Design & Engineering

Fiscal Year: 2007-08

| ACCOUNT | ACCOUNT_DESC | Revenue Dollars | Expense Dollars | Net Contribution |
|---|---|---|---|---|
| 611100 | Unclassified-Contract | | $470,812.25 | ($470,812.25) |
| 612000 | Classified-Budget Pool | | $139,819.32 | ($139,819.32) |
| 613000 | Classified-Overtime Budget Pool | | $33,000.00 | ($33,000.00) |
| 616000 | Student Wages-Budget Pool | | $52,000.00 | ($52,000.00) |
| **Total Personnel Services** | | | **$695,631.57** | **($695,631.57)** |
| 621100 | Staff Benefits-Unclassified | | $180,791.90 | ($180,791.90) |
| 622100 | Staff Benefits-Classified/Exmt Hrly | | $65,015.98 | ($65,015.98) |
| 622130 | Staff Benefits-Classified-Overtime | | $15,345.00 | ($15,345.00) |
| **Total Benefits** | | | **$261,152.88** | **($261,152.88)** |
| 717000 | Budget Pool-Contracted Services | | $1,836.00 | ($1,836.00) |
| 730000 | Budget Pool-Supplies | | $27,610.00 | ($27,610.00) |
| 737930 | Cost Recovery-Supplies | | ($125,000.00) | $125,000.00 |
| 740000 | Budget Pool-Travel | | $12,500.00 | ($12,500.00) |
| 750000 | Budget Pool-Info & Communications | | $23,286.00 | ($23,286.00) |
| 774100 | Data Processing Equipmnt Use-Intrnl | | $2,942.75 | ($2,942.75) |
| 780000 | Budget Pool-Purchased for Resale | | $5,000.00 | ($5,000.00) |
| **Total Operation** | | | **($51,825.25)** | **$51,825.25** |
| **Net Contribution (use) of Unallocated General: 213208** | | | **$904,959.20** | **($904,959.20)** |

Report Package: Operating Ledger

report created by: Cats

Dec 4, 2007 3:42:57 PM

# BUDGET REPORT

Organization: GEP55
General Education Program

Report Name: Budget Report by Account

Fiscal Year: 2007-08

| ACCOUNT | ACCOUNT_DESC | Revenue Dollars | Expense Dollars | Net Contribution |
|---|---|---|---|---|
| 614000 | Faculty-Budget Pool | | $3,218.79 | ($3,218.79) |
| **Total Personnel Services** | | | **$3,218.79** | **($3,218.79)** |
| 623100 | Staff Benefits-Faculty | | $824.01 | ($824.01) |
| **Total Benefits** | | | **$824.01** | **($824.01)** |
| **Net Contribution (use) of Unallocated General: GEP55** | | | **$4,042.80** | **($4,042.80)** |

Report Package: Operating Ledger
report created by: Cats

Dec 4, 2007 3:39:05 PM

# BUDGET REPORT

Organization: GEP555
General Education Program

Report Name: Budget Report by Account

Fiscal Year: 2007-08

| ACCOUNT | ACCOUNT_DESC | Revenue Dollars | Expense Dollars | Net Contribution |
|---|---|---|---|---|
| 614000 | Faculty-Budget Pool | | $3,218.79 | ($3,218.79) |
| **Total Personnel Services** | | | **$3,218.79** | **($3,218.79)** |
| 623100 | Staff Benefits-Faculty | | $824.01 | ($824.01) |
| **Total Benefits** | | | **$824.01** | **($824.01)** |
| **Net Contribution (use) of Unallocated General: GEP555** | | | **$4,042.80** | **($4,042.80)** |

Report Package: Operating Ledger
report created by: Cats

Dec 4, 2007 3:40:50 PM

# BUDGET REPORT

Organization: 213209
General Education Program

Report Name: Budget Report by Account

Fiscal Year: 2007-08

| ACCOUNT | ACCOUNT_DESC | Revenue Dollars | Expense Dollars | Net Contribution |
|---|---|---|---|---|
| 614000 | Faculty-Budget Pool | | $3,218.79 | ($3,218.79) |
| **Total Personnel Services** | | | **$3,218.79** | **($3,218.79)** |
| 623100 | Staff Benefits-Faculty | | $824.01 | ($824.01) |
| **Total Benefits** | | | **$824.01** | **($824.01)** |
| **Net Contribution (use) of Unallocated General: 213209** | | | **$4,042.80** | **($4,042.80)** |

Report Package: Operating Ledger
report created by: Cats

Dec 4, 2007 3:42:57 PM

# BUDGET REPORT

Organization: HON55
Honors Program

Report Name: Budget Report by Account

Fiscal Year: 2007-08

| ACCOUNT | ACCOUNT_DESC | Revenue Dollars | Expense Dollars | Net Contribution |
|---|---|---|---|---|
| 611100 | Unclassified-Contract | | $125,637.12 | ($125,637.12) |
| 612000 | Classified-Budget Pool | | $39,334.66 | ($39,334.66) |
| 614000 | Faculty-Budget Pool | | $62,334.12 | ($62,334.12) |
| 615000 | Faculty-Other Budget Pool | | $29,610.00 | ($29,610.00) |
| 616000 | Student Wages-Budget Pool | | $4,772.00 | ($4,772.00) |
| **Total Personnel Services** | | | **$261,687.90** | **($261,687.90)** |
| 621100 | Staff Benefits-Unclassified | | $48,244.66 | ($48,244.66) |
| 622100 | Staff Benefits-Classified/Exmt Hrly | | $18,290.62 | ($18,290.62) |
| 623100 | Staff Benefits-Faculty | | $15,957.54 | ($15,957.54) |
| 623200 | Staff Benefits-Faculty Part Time | | $3,908.52 | ($3,908.52) |
| **Total Benefits** | | | **$86,401.34** | **($86,401.34)** |
| 717000 | Budget Pool-Contracted Services | | $200.00 | ($200.00) |
| 730000 | Budget Pool-Supplies | | $1,452.00 | ($1,452.00) |
| 740000 | Budget Pool-Travel | | $4,900.00 | ($4,900.00) |
| 750000 | Budget Pool-Info & Communications | | $1,297.00 | ($1,297.00) |
| 760000 | Budget Pool-Maintenance & Repair | | $206.00 | ($206.00) |
| 770500 | SBR-College Sponsored | | $1,431.00 | ($1,431.00) |
| 774100 | Data Processing Equipmnt Use-Intrnl | | $35,447.15 | ($35,447.15) |
| 777000 | Budget Pool-Other Miscellaneous | | $42,000.00 | ($42,000.00) |
| **Total Operation** | | | **$86,933.15** | **($86,933.15)** |
| **Net Contribution (use) of Unallocated General: HON55** | | | **$435,022.39** | **($435,022.39)** |

Report Package: Operating Ledger
report created by: Cats

Dec 4, 2007 3:39:05 PM

# BUDGET REPORT

Organization: HON555
Honors Program

Report Name: Budget Report by Account

Fiscal Year: 2007-08

| ACCOUNT | ACCOUNT_DESC | Revenue Dollars | Expense Dollars | Net Contribution |
|---|---|---|---|---|
| 611100 | Unclassified-Contract | | $125,637.12 | ($125,637.12) |
| 612000 | Classified-Budget Pool | | $39,334.66 | ($39,334.66) |
| 614000 | Faculty-Budget Pool | | $62,334.12 | ($62,334.12) |
| 615000 | Faculty-Other Budget Pool | | $29,610.00 | ($29,610.00) |
| 616000 | Student Wages-Budget Pool | | $4,772.00 | ($4,772.00) |
| **Total Personnel Services** | | | **$261,687.90** | **($261,687.90)** |
| 621100 | Staff Benefits-Unclassified | | $48,244.66 | ($48,244.66) |
| 622100 | Staff Benefits-Classified/Exmt Hrly | | $18,290.62 | ($18,290.62) |
| 623100 | Staff Benefits-Faculty | | $15,957.54 | ($15,957.54) |
| 623200 | Staff Benefits-Faculty Part Time | | $3,908.52 | ($3,908.52) |
| **Total Benefits** | | | **$86,401.34** | **($86,401.34)** |
| 717000 | Budget Pool-Contracted Services | | $200.00 | ($200.00) |
| 730000 | Budget Pool-Supplies | | $1,452.00 | ($1,452.00) |
| 740000 | Budget Pool-Travel | | $4,900.00 | ($4,900.00) |
| 750000 | Budget Pool-Info & Communications | | $1,297.00 | ($1,297.00) |
| 760000 | Budget Pool-Maintenance & Repair | | $206.00 | ($206.00) |
| 770500 | SBR-College Sponsored | | $1,431.00 | ($1,431.00) |
| 774100 | Data Processing Equipmnt Use-Intrnl | | $35,447.15 | ($35,447.15) |
| 777000 | Budget Pool-Other Miscellaneous | | $42,000.00 | ($42,000.00) |
| **Total Operation** | | | **$86,933.15** | **($86,933.15)** |
| **Net Contribution (use) of Unallocated General: HON555** | | | **$435,022.39** | **($435,022.39)** |

Report Package: Operating Ledger
report created by: Cats

Dec 4, 2007 3:40:50 PM

# BUDGET REPORT

Organization: 213050
Honors Program

Report Name: Budget Report by Account

Fiscal Year: 2007-08

| ACCOUNT | ACCOUNT_DESC | Revenue Dollars | Expense Dollars | Net Contribution |
|---|---|---|---|---|
| 611100 | Unclassified-Contract | | $125,637.12 | ($125,637.12) |
| 612000 | Classified-Budget Pool | | $39,334.66 | ($39,334.66) |
| 614000 | Faculty-Budget Pool | | $62,334.12 | ($62,334.12) |
| 615000 | Faculty-Other Budget Pool | | $29,610.00 | ($29,610.00) |
| 616000 | Student Wages-Budget Pool | | $4,772.00 | ($4,772.00) |
| **Total Personnel Services** | | | **$261,687.90** | **($261,687.90)** |
| 621100 | Staff Benefits-Unclassified | | $48,244.66 | ($48,244.66) |
| 622100 | Staff Benefits-Classified/Exmt Hrly | | $18,290.62 | ($18,290.62) |
| 623100 | Staff Benefits-Faculty | | $15,957.54 | ($15,957.54) |
| 623200 | Staff Benefits-Faculty Part Time | | $3,908.52 | ($3,908.52) |
| **Total Benefits** | | | **$86,401.34** | **($86,401.34)** |
| 717000 | Budget Pool-Contracted Services | | $200.00 | ($200.00) |
| 730000 | Budget Pool-Supplies | | $1,452.00 | ($1,452.00) |
| 740000 | Budget Pool-Travel | | $4,900.00 | ($4,900.00) |
| 750000 | Budget Pool-Info & Communications | | $1,297.00 | ($1,297.00) |
| 760000 | Budget Pool-Maintenance & Repair | | $206.00 | ($206.00) |
| 774100 | Data Processing Equipmnt Use-Intrnl | | $35,447.15 | ($35,447.15) |
| 777000 | Budget Pool-Other Miscellaneous | | $42,000.00 | ($42,000.00) |
| **Total Operation** | | | **$85,502.15** | **($85,502.15)** |
| **Net Contribution (use) of Unallocated General: 213050** | | | **$433,591.39** | **($433,591.39)** |

Report Package: Operating Ledger
report created by: Cats

Dec 4, 2007 3:42:57 PM

# BUDGET REPORT

Organization: 213053
WSU Sponsored Research-Honors

Report Name: Budget Report by Account

Fiscal Year: 2007-08

| ACCOUNT | ACCOUNT_DESC | Revenue Dollars | Expense Dollars | Net Contribution |
|---|---|---|---|---|
| 770500 | SBR-College Sponsored | | $1,431.00 | ($1,431.00) |
| Total Operation | | | **$1,431.00** | **($1,431.00)** |
| Net Contribution (use) of Unallocated General: 213053 | | | **$1,431.00** | **($1,431.00)** |

Report Package: Operating Ledger
report created by: Cats

Dec 4, 2007 3:42:57 PM

# BUDGET REPORT

Organization: MSSS5
Minority Student Sup Service

Report Name: Budget Report by Account

Fiscal Year: 2007-08

| ACCOUNT | ACCOUNT_DESC | Revenue Dollars | Expense Dollars | Net Contribution |
|---|---|---|---|---|
| 611100 | Unclassified-Contract | | $74,366.00 | ($74,366.00) |
| 612000 | Classified-Budget Pool | | $90.31 | ($90.31) |
| **Total Personnel Services** | | | **$74,456.31** | **($74,456.31)** |
| 621100 | Staff Benefits-Unclassified | | $28,556.74 | ($28,556.74) |
| 622100 | Staff Benefits-Classified/Exmt Hrly | | $42.59 | ($42.59) |
| **Total Benefits** | | | **$28,599.33** | **($28,599.33)** |
| **Net Contribution (use) of Unallocated General: MSSS5** | | | **$103,055.64** | **($103,055.64)** |

Report Package: Operating Ledger
report created by: Cats

Dec 4, 2007 3:39:05 PM

# BUDGET REPORT

Organization: MSSS55
Minority Student Sup Service

Report Name: Budget Report by Account

Fiscal Year: 2007-08

| ACCOUNT | ACCOUNT_DESC | Revenue Dollars | Expense Dollars | Net Contribution |
|---|---|---|---|---|
| 611100 | Unclassified-Contract | | $74,366.00 | ($74,366.00) |
| 612000 | Classified-Budget Pool | | $90.31 | ($90.31) |
| **Total Personnel Services** | | | **$74,456.31** | **($74,456.31)** |
| 621100 | Staff Benefits-Unclassified | | $28,556.74 | ($28,556.74) |
| 622100 | Staff Benefits-Classified/Exmt Hrly | | $42.59 | ($42.59) |
| **Total Benefits** | | | **$28,599.33** | **($28,599.33)** |
| **Net Contribution (use) of Unallocated General: MSSS55** | | | **$103,055.64** | **($103,055.64)** |

Report Package: Operating Ledger
report created by: Cats

Dec 4, 2007 3:40:50 PM

# BUDGET REPORT

Organization: 213307
Minority Student Sup Service

Report Name: Budget Report by Account

Fiscal Year: 2007-08

| ACCOUNT | ACCOUNT_DESC | Revenue Dollars | Expense Dollars | Net Contribution |
|---|---|---|---|---|
| 611100 | Unclassified-Contract | | $74,366.00 | ($74,366.00) |
| 612000 | Classified-Budget Pool | | $90.31 | ($90.31) |
| **Total Personnel Services** | | | **$74,456.31** | **($74,456.31)** |
| 621100 | Staff Benefits-Unclassified | | $28,556.74 | ($28,556.74) |
| 622100 | Staff Benefits-Classified/Exmt Hrly | | $42.59 | ($42.59) |
| **Total Benefits** | | | **$28,599.33** | **($28,599.33)** |
| **Net Contribution (use) of Unallocated General: 213307** | | | **$103,055.64** | **($103,055.64)** |

Report Package: Operating Ledger
report created by: Cats

Dec 4, 2007 3:42:57 PM

# BUDGET REPORT

Organization: PCP55
PreCollege Programs

Report Name: Budget Report by Account

Fiscal Year: 2007-08

| ACCOUNT | ACCOUNT_DESC | Revenue Dollars | Expense Dollars | Net Contribution |
|---|---|---|---|---|
| 503000 | Non-Credit Fees | $303,043.31 | | $303,043.31 |
| **Total Revenue** | | **$303,043.31** | | **$303,043.31** |
| 611100 | Unclassified-Contract | | $96,383.28 | ($96,383.28) |
| 612109 | Classified-Vacancy Credit BP | | $9,464.00 | ($9,464.00) |
| 612200 | NonExempt Unclassified Hourly | | $24,180.00 | ($24,180.00) |
| **Total Personnel Services** | | | **$130,027.28** | **($130,027.28)** |
| 621100 | Staff Benefits-Unclassified | | $46,295.86 | ($46,295.86) |
| **Total Benefits** | | | **$46,295.86** | **($46,295.86)** |
| 717000 | Budget Pool-Contracted Services | | $50,827.00 | ($50,827.00) |
| 730000 | Budget Pool-Supplies | | $15,120.00 | ($15,120.00) |
| 740000 | Budget Pool-Travel | | $40,762.00 | ($40,762.00) |
| 750000 | Budget Pool-Info & Communications | | $16,774.00 | ($16,774.00) |
| 774100 | Data Processing Equipmnt Use-Intrnl | | $25,534.60 | ($25,534.60) |
| 777000 | Budget Pool-Other Miscellaneous | | ($1,753.67) | $1,753.67 |
| **Total Operation** | | | **$147,263.93** | **($147,263.93)** |
| 879890 | Earning Support/Trsf-Credit | | ($25,532.38) | $25,532.38 |
| **Total Transfers** | | | **($25,532.38)** | **$25,532.38** |
| **Net Contribution (use) of Unallocated General: PCP55** | | **$303,043.31** | **$298,054.69** | **$4,988.62** |

Report Package: Operating Ledger
report created by: Cats

Dec 4, 2007 3:39:05 PM

# BUDGET REPORT

Report Name: Budget Report by Account

Organization: PCP555
PreCollege Programs

Fiscal Year: 2007-08

| ACCOUNT | ACCOUNT_DESC | Revenue Dollars | Expense Dollars | Net Contribution |
|---|---|---|---|---|
| 503000 | Non-Credit Fees | $303,043.31 | | $303,043.31 |
| **Total Revenue** | | **$303,043.31** | | **$303,043.31** |
| 611100 | Unclassified-Contract | | $96,383.28 | ($96,383.28) |
| 612109 | Classified-Vacancy Credit BP | | $9,464.00 | ($9,464.00) |
| 612200 | NonExempt Unclassified Hourly | | $24,180.00 | ($24,180.00) |
| **Total Personnel Services** | | | **$130,027.28** | **($130,027.28)** |
| 621100 | Staff Benefits-Unclassified | | $46,295.86 | ($46,295.86) |
| **Total Benefits** | | | **$46,295.86** | **($46,295.86)** |
| 717000 | Budget Pool-Contracted Services | | $50,827.00 | ($50,827.00) |
| 730000 | Budget Pool-Supplies | | $15,120.00 | ($15,120.00) |
| 740000 | Budget Pool-Travel | | $40,762.00 | ($40,762.00) |
| 750000 | Budget Pool-Info & Communications | | $16,774.00 | ($16,774.00) |
| 774100 | Data Processing Equipmnt Use-Intrnl | | $25,534.60 | ($25,534.60) |
| 777000 | Budget Pool-Other Miscellaneous | | ($1,753.67) | $1,753.67 |
| **Total Operation** | | | **$147,263.93** | **($147,263.93)** |
| 879890 | Earning Support/Trsf-Credit | | ($25,532.38) | $25,532.38 |
| **Total Transfers** | | | **($25,532.38)** | **$25,532.38** |
| **Net Contribution (use) of Unallocated General: PCP555** | | **$303,043.31** | **$298,054.69** | **$4,988.62** |

Report Package: Operating Ledger
report created by: Cats

Dec 4, 2007 3:40:50 PM

# BUDGET REPORT

Organization: 213604
R/E PreCollege Workshop

Report Name: Budget Report by Account

Fiscal Year: 2007-08

| ACCOUNT | ACCOUNT_DESC | Revenue Dollars | Expense Dollars | Net Contribution |
|---|---|---|---|---|
| 503000 | Non-Credit Fees | $177,491.31 | | $177,491.31 |
| **Total Revenue** | | **$177,491.31** | | **$177,491.31** |
| 611100 | Unclassified-Contract | | $96,383.28 | ($96,383.28) |
| 612109 | Classified-Vacancy Credit BP | | $9,464.00 | ($9,464.00) |
| 612200 | NonExempt Unclassified Hourly | | $24,180.00 | ($24,180.00) |
| **Total Personnel Services** | | | **$130,027.28** | **($130,027.28)** |
| 621100 | Staff Benefits-Unclassified | | $46,295.86 | ($46,295.86) |
| **Total Benefits** | | | **$46,295.86** | **($46,295.86)** |
| 774100 | Data Processing Equipmnt Use-Intrnl | | $25,534.60 | ($25,534.60) |
| 777000 | Budget Pool-Other Miscellaneous | | ($3,822.67) | $3,822.67 |
| **Total Operation** | | | **$21,711.93** | **($21,711.93)** |
| 879890 | Earning Support/Trsf-Credit | | ($25,532.38) | $25,532.38 |
| **Total Transfers** | | | **($25,532.38)** | **$25,532.38** |
| **Net Contribution (use) of Unallocated General: 213604** | | **$177,491.31** | **$172,502.69** | **$4,988.62** |

Report Package: Operating Ledger
report created by: Cats

Dec 4, 2007 3:42:57 PM

# BUDGET REPORT

Organization: 213606

Report Name: Budget Report by Account

R/E Discovery Summer Enrichment Prg

Fiscal Year: 2007-08

| ACCOUNT | ACCOUNT_DESC | Revenue Dollars | Expense Dollars | Net Contribution |
|---|---|---|---|---|
| 503000 | Non-Credit Fees | $52,189.00 | | $52,189.00 |
| **Total Revenue** | | **$52,189.00** | | **$52,189.00** |
| 717000 | Budget Pool-Contracted Services | | $34,500.00 | ($34,500.00) |
| 730000 | Budget Pool-Supplies | | $11,920.00 | ($11,920.00) |
| 750000 | Budget Pool-Info & Communications | | $5,300.00 | ($5,300.00) |
| 777000 | Budget Pool-Other Miscellaneous | | $469.00 | ($469.00) |
| **Total Operation** | | | **$52,189.00** | **($52,189.00)** |
| **Net Contribution (use) of Unallocated General: 213606** | | **$52,189.00** | **$52,189.00** | **$0.00** |

Report Package: Operating Ledger

report created by: Cats

Dec 4, 2007 3:42:57 PM

# BUDGET REPORT

Organization: 213607

Report Name: Budget Report by Account

Residential College Credit Institut

Fiscal Year: 2007-08

| ACCOUNT | ACCOUNT_DESC | Revenue Dollars | Expense Dollars | Net Contribution |
|---|---|---|---|---|
| 503000 | Non-Credit Fees | $35,828.00 | | $35,828.00 |
| **Total Revenue** | | **$35,828.00** | | **$35,828.00** |
| 717000 | Budget Pool-Contracted Services | | $3,278.00 | ($3,278.00) |
| 730000 | Budget Pool-Supplies | | $1,200.00 | ($1,200.00) |
| 740000 | Budget Pool-Travel | | $24,000.00 | ($24,000.00) |
| 750000 | Budget Pool-Info & Communications | | $5,750.00 | ($5,750.00) |
| 777000 | Budget Pool-Other Miscellaneous | | $1,600.00 | ($1,600.00) |
| **Total Operation** | | | **$35,828.00** | **($35,828.00)** |
| **Net Contribution (use) of Unallocated General: 213607** | | **$35,828.00** | **$35,828.00** | **$0.00** |

Report Package: Operating Ledger
report created by: Cats

Dec 4, 2007 3:42:57 PM

# BUDGET REPORT

Organization: 213608

Report Name: Budget Report by Account

R/E Residential Junior High Camps

Fiscal Year: 2007-08

| ACCOUNT | ACCOUNT_DESC | Revenue Dollars | Expense Dollars | Net Contribution |
|---|---|---|---|---|
| 503000 | Non-Credit Fees | $37,535.00 | | $37,535.00 |
| **Total Revenue** | | **$37,535.00** | | **$37,535.00** |
| 717000 | Budget Pool-Contracted Services | | $13,049.00 | ($13,049.00) |
| 730000 | Budget Pool-Supplies | | $2,000.00 | ($2,000.00) |
| 740000 | Budget Pool-Travel | | $16,762.00 | ($16,762.00) |
| 750000 | Budget Pool-Info & Communications | | $5,724.00 | ($5,724.00) |
| **Total Operation** | | | **$37,535.00** | **($37,535.00)** |
| **Net Contribution (use) of Unallocated General: 213608** | | **$37,535.00** | **$37,535.00** | **$0.00** |

Report Package: Operating Ledger

report created by: Cats

Dec 4, 2007 3:42:57 PM

# BUDGET REPORT

Organization: SLCE5
Svs Learn/Civic Engagement

Report Name: Budget Report by Account

Fiscal Year: 2007-08

| ACCOUNT | ACCOUNT_DESC | Revenue Dollars | Expense Dollars | Net Contribution |
|---|---|---|---|---|
| 614000 | Faculty-Budget Pool | | $54,873.48 | ($54,873.48) |
| **Total Personnel Services** | | | **$54,873.48** | **($54,873.48)** |
| 623100 | Staff Benefits-Faculty | | $14,047.94 | ($14,047.94) |
| **Total Benefits** | | | **$14,047.94** | **($14,047.94)** |
| **Net Contribution (use) of Unallocated General: SLCE5** | | | **$68,921.42** | **($68,921.42)** |

Report Package: Operating Ledger
report created by: Cats

Dec 4, 2007 3:39:05 PM

# BUDGET REPORT

Organization: SLCE55
Svs Learn/Civic Engagement

Report Name: Budget Report by Account

Fiscal Year: 2007-08

| ACCOUNT | ACCOUNT_DESC | Revenue Dollars | Expense Dollars | Net Contribution |
|---|---|---|---|---|
| 614000 | Faculty-Budget Pool | | $54,873.48 | ($54,873.48) |
| **Total Personnel Services** | | | **$54,873.48** | **($54,873.48)** |
| 623100 | Staff Benefits-Faculty | | $14,047.94 | ($14,047.94) |
| **Total Benefits** | | | **$14,047.94** | **($14,047.94)** |
| **Net Contribution (use) of Unallocated General: SLCE55** | | | **$68,921.42** | **($68,921.42)** |

Report Package: Operating Ledger
report created by: Cats

Dec 4, 2007 3:40:50 PM

# BUDGET REPORT

Organization: 213556

Report Name: Budget Report by Account

Serv Learn/Civic Engagem-Oper Acct

Fiscal Year: 2007-08

| ACCOUNT | ACCOUNT_DESC | Revenue Dollars | Expense Dollars | Net Contribution |
|---|---|---|---|---|
| 614000 | Faculty-Budget Pool | | $54,873.48 | ($54,873.48) |
| **Total Personnel Services** | | | **$54,873.48** | **($54,873.48)** |
| 623100 | Staff Benefits-Faculty | | $14,047.94 | ($14,047.94) |
| **Total Benefits** | | | **$14,047.94** | **($14,047.94)** |
| **Net Contribution (use) of Unallocated General: 213556** | | | **$68,921.42** | **($68,921.42)** |

Report Package: Operating Ledger

report created by: Cats

Dec 4, 2007 3:42:57 PM

# BUDGET REPORT

Organization: TCF55
Air Force ROTC

Report Name: Budget Report by Account

Fiscal Year: 2007-08

| ACCOUNT | ACCOUNT_DESC | Revenue Dollars | Expense Dollars | Net Contribution |
|---|---|---|---|---|
| 612000 | Classified-Budget Pool | | $31,386.66 | ($31,386.66) |
| 616000 | Student Wages-Budget Pool | | $711.00 | ($711.00) |
| **Total Personnel Services** | | | **$32,097.66** | **($32,097.66)** |
| 622100 | Staff Benefits-Classified/Exmt Hrly | | $14,594.80 | ($14,594.80) |
| **Total Benefits** | | | **$14,594.80** | **($14,594.80)** |
| 717000 | Budget Pool-Contracted Services | | $189.00 | ($189.00) |
| 730000 | Budget Pool-Supplies | | $4,071.00 | ($4,071.00) |
| 740000 | Budget Pool-Travel | | $389.00 | ($389.00) |
| 750000 | Budget Pool-Info & Communications | | $5,439.00 | ($5,439.00) |
| 760000 | Budget Pool-Maintenance & Repair | | $483.00 | ($483.00) |
| 774100 | Data Processing Equipmnt Use-Intrnl | | $9,285.31 | ($9,285.31) |
| 775000 | Budget Pool-Equipment Rental Charge | | $200.00 | ($200.00) |
| 777000 | Budget Pool-Other Miscellaneous | | $100.00 | ($100.00) |
| **Total Operation** | | | **$20,156.31** | **($20,156.31)** |
| **Net Contribution (use) of Unallocated General: TCF55** | | | **$66,848.77** | **($66,848.77)** |

Report Package: Operating Ledger
report created by: Cats

Dec 4, 2007 3:39:05 PM

# BUDGET REPORT

Organization: TCF555
Air Force ROTC

Report Name: Budget Report by Account

Fiscal Year: 2007-08

| ACCOUNT | ACCOUNT_DESC | Revenue Dollars | Expense Dollars | Net Contribution |
|---|---|---|---|---|
| 612000 | Classified-Budget Pool | | $31,386.66 | ($31,386.66) |
| 616000 | Student Wages-Budget Pool | | $711.00 | ($711.00) |
| **Total Personnel Services** | | | **$32,097.66** | **($32,097.66)** |
| 622100 | Staff Benefits-Classified/Exmt Hrly | | $14,594.80 | ($14,594.80) |
| **Total Benefits** | | | **$14,594.80** | **($14,594.80)** |
| 717000 | Budget Pool-Contracted Services | | $189.00 | ($189.00) |
| 730000 | Budget Pool-Supplies | | $4,071.00 | ($4,071.00) |
| 740000 | Budget Pool-Travel | | $389.00 | ($389.00) |
| 750000 | Budget Pool-Info & Communications | | $5,439.00 | ($5,439.00) |
| 760000 | Budget Pool-Maintenance & Repair | | $483.00 | ($483.00) |
| 774100 | Data Processing Equipmnt Use-Intrnl | | $9,285.31 | ($9,285.31) |
| 775000 | Budget Pool-Equipment Rental Charge | | $200.00 | ($200.00) |
| 777000 | Budget Pool-Other Miscellaneous | | $100.00 | ($100.00) |
| **Total Operation** | | | **$20,156.31** | **($20,156.31)** |
| **Net Contribution (use) of Unallocated General: TCF555** | | | **$66,848.77** | **($66,848.77)** |

Report Package: Operating Ledger
report created by: Cats

Dec 4, 2007 3:40:50 PM

# BUDGET REPORT

Organization: 213125
Air Force ROTC

Report Name: Budget Report by Account

Fiscal Year: 2007-08

| ACCOUNT | ACCOUNT_DESC | Revenue Dollars | Expense Dollars | Net Contribution |
|---|---|---|---|---|
| 612000 | Classified-Budget Pool | | $31,386.66 | ($31,386.66) |
| 616000 | Student Wages-Budget Pool | | $711.00 | ($711.00) |
| **Total Personnel Services** | | | **$32,097.66** | **($32,097.66)** |
| 622100 | Staff Benefits-Classified/Exmt Hrly | | $14,594.80 | ($14,594.80) |
| **Total Benefits** | | | **$14,594.80** | **($14,594.80)** |
| 717000 | Budget Pool-Contracted Services | | $189.00 | ($189.00) |
| 730000 | Budget Pool-Supplies | | $4,071.00 | ($4,071.00) |
| 740000 | Budget Pool-Travel | | $389.00 | ($389.00) |
| 750000 | Budget Pool-Info & Communications | | $5,439.00 | ($5,439.00) |
| 760000 | Budget Pool-Maintenance & Repair | | $483.00 | ($483.00) |
| 774100 | Data Processing Equipmnt Use-Intrnl | | $9,285.31 | ($9,285.31) |
| 775000 | Budget Pool-Equipment Rental Charge | | $200.00 | ($200.00) |
| 777000 | Budget Pool-Other Miscellaneous | | $100.00 | ($100.00) |
| **Total Operation** | | | **$20,156.31** | **($20,156.31)** |
| **Net Contribution (use) of Unallocated General: 213125** | | | **$66,848.77** | **($66,848.77)** |

Report Package: Operating Ledger
report created by: Cats

Dec 4, 2007 3:42:57 PM

# BUDGET REPORT

Organization: TCY55
Army ROTC

Report Name: Budget Report by Account

Fiscal Year: 2007-08

| ACCOUNT | ACCOUNT_DESC | Revenue Dollars | Expense Dollars | Net Contribution |
|---|---|---|---|---|
| 612000 | Classified-Budget Pool | | $27,754.63 | ($27,754.63) |
| 616000 | Student Wages-Budget Pool | | $4,601.00 | ($4,601.00) |
| **Total Personnel Services** | | | **$32,355.63** | **($32,355.63)** |
| 622100 | Staff Benefits-Classified/Exmt Hrly | | $12,905.90 | ($12,905.90) |
| **Total Benefits** | | | **$12,905.90** | **($12,905.90)** |
| 730000 | Budget Pool-Supplies | | $372.00 | ($372.00) |
| 740000 | Budget Pool-Travel | | $1,300.00 | ($1,300.00) |
| 750000 | Budget Pool-Info & Communications | | $692.00 | ($692.00) |
| 760000 | Budget Pool-Maintenance & Repair | | $50.00 | ($50.00) |
| 774100 | Data Processing Equipmnt Use-Intrnl | | $9,285.31 | ($9,285.31) |
| 777000 | Budget Pool-Other Miscellaneous | | $20,500.00 | ($20,500.00) |
| **Total Operation** | | | **$32,199.31** | **($32,199.31)** |
| **Net Contribution (use) of Unallocated General: TCY55** | | | **$77,460.84** | **($77,460.84)** |

Report Package: Operating Ledger
report created by: Cats

Dec 4, 2007 3:39:05 PM

# BUDGET REPORT

Organization: TCY555
Army ROTC

Report Name: Budget Report by Account

Fiscal Year: 2007-08

| ACCOUNT | ACCOUNT_DESC | Revenue Dollars | Expense Dollars | Net Contribution |
|---|---|---|---|---|
| 612000 | Classified-Budget Pool | | $27,754.63 | ($27,754.63) |
| 616000 | Student Wages-Budget Pool | | $4,601.00 | ($4,601.00) |
| **Total Personnel Services** | | | **$32,355.63** | **($32,355.63)** |
| 622100 | Staff Benefits-Classified/Exmt Hrly | | $12,905.90 | ($12,905.90) |
| **Total Benefits** | | | **$12,905.90** | **($12,905.90)** |
| 730000 | Budget Pool-Supplies | | $372.00 | ($372.00) |
| 740000 | Budget Pool-Travel | | $1,300.00 | ($1,300.00) |
| 750000 | Budget Pool-Info & Communications | | $692.00 | ($692.00) |
| 760000 | Budget Pool-Maintenance & Repair | | $50.00 | ($50.00) |
| 774100 | Data Processing Equipmnt Use-Intrnl | | $9,285.31 | ($9,285.31) |
| 777000 | Budget Pool-Other Miscellaneous | | $20,500.00 | ($20,500.00) |
| **Total Operation** | | | **$32,199.31** | **($32,199.31)** |
| **Net Contribution (use) of Unallocated General: TCY555** | | | **$77,460.84** | **($77,460.84)** |

Report Package: Operating Ledger
report created by: Cats

Dec 4, 2007 3:40:50 PM

# BUDGET REPORT

Organization: 213100
Army ROTC

Report Name: Budget Report by Account

Fiscal Year: 2007-08

| ACCOUNT | ACCOUNT_DESC | Revenue Dollars | Expense Dollars | Net Contribution |
|---|---|---|---|---|
| 612000 | Classified-Budget Pool | | $27,754.63 | ($27,754.63) |
| 616000 | Student Wages-Budget Pool | | $4,601.00 | ($4,601.00) |
| **Total Personnel Services** | | | **$32,355.63** | **($32,355.63)** |
| 622100 | Staff Benefits-Classified/Exmt Hrly | | $12,905.90 | ($12,905.90) |
| **Total Benefits** | | | **$12,905.90** | **($12,905.90)** |
| 730000 | Budget Pool-Supplies | | $372.00 | ($372.00) |
| 740000 | Budget Pool-Travel | | $1,300.00 | ($1,300.00) |
| 750000 | Budget Pool-Info & Communications | | $692.00 | ($692.00) |
| 760000 | Budget Pool-Maintenance & Repair | | $50.00 | ($50.00) |
| 774100 | Data Processing Equipmnt Use-Intrnl | | $9,285.31 | ($9,285.31) |
| 777000 | Budget Pool-Other Miscellaneous | | $20,500.00 | ($20,500.00) |
| **Total Operation** | | | **$32,199.31** | **($32,199.31)** |
| **Net Contribution (use) of Unallocated General: 213100** | | | **$77,460.84** | **($77,460.84)** |

Report Package: Operating Ledger
report created by: Cats

Dec 4, 2007 3:42:57 PM

# BUDGET REPORT

Organization: WMC55
Women's Center

Report Name: Budget Report by Account

Fiscal Year: 2007-08

| ACCOUNT | ACCOUNT_DESC | Revenue Dollars | Expense Dollars | Net Contribution |
|---|---|---|---|---|
| 611100 | Unclassified-Contract | | $65,066.84 | ($65,066.84) |
| 614000 | Faculty-Budget Pool | | $4,383.92 | ($4,383.92) |
| 616000 | Student Wages-Budget Pool | | $3,834.00 | ($3,834.00) |
| **Total Personnel Services** | | | **$73,284.76** | **($73,284.76)** |
| 621100 | Staff Benefits-Unclassified | | $24,985.67 | ($24,985.67) |
| 623100 | Staff Benefits-Faculty | | $1,122.28 | ($1,122.28) |
| **Total Benefits** | | | **$26,107.95** | **($26,107.95)** |
| 717000 | Budget Pool-Contracted Services | | $1,164.00 | ($1,164.00) |
| 730000 | Budget Pool-Supplies | | $2,000.00 | ($2,000.00) |
| 740000 | Budget Pool-Travel | | $2,000.00 | ($2,000.00) |
| 750000 | Budget Pool-Info & Communications | | $5,746.00 | ($5,746.00) |
| 774100 | Data Processing Equipmnt Use-Intrnl | | $13,927.96 | ($13,927.96) |
| 777000 | Budget Pool-Other Miscellaneous | | $436.00 | ($436.00) |
| **Total Operation** | | | **$25,273.96** | **($25,273.96)** |
| **Net Contribution (use) of Unallocated General: WMC55** | | | **$124,666.67** | **($124,666.67)** |

Report Package: Operating Ledger
report created by: Cats

Dec 4, 2007 3:39:05 PM

# BUDGET REPORT

Organization: WMC555
Women's Center

Report Name: Budget Report by Account

Fiscal Year: 2007-08

| ACCOUNT | ACCOUNT_DESC | Revenue Dollars | Expense Dollars | Net Contribution |
|---|---|---|---|---|
| 611100 | Unclassified-Contract | | $65,066.84 | ($65,066.84) |
| 614000 | Faculty-Budget Pool | | $4,383.92 | ($4,383.92) |
| 616000 | Student Wages-Budget Pool | | $3,834.00 | ($3,834.00) |
| **Total Personnel Services** | | | **$73,284.76** | **($73,284.76)** |
| 621100 | Staff Benefits-Unclassified | | $24,985.67 | ($24,985.67) |
| 623100 | Staff Benefits-Faculty | | $1,122.28 | ($1,122.28) |
| **Total Benefits** | | | **$26,107.95** | **($26,107.95)** |
| 717000 | Budget Pool-Contracted Services | | $1,164.00 | ($1,164.00) |
| 730000 | Budget Pool-Supplies | | $2,000.00 | ($2,000.00) |
| 740000 | Budget Pool-Travel | | $2,000.00 | ($2,000.00) |
| 750000 | Budget Pool-Info & Communications | | $5,746.00 | ($5,746.00) |
| 774100 | Data Processing Equipmnt Use-Intrnl | | $13,927.96 | ($13,927.96) |
| 777000 | Budget Pool-Other Miscellaneous | | $436.00 | ($436.00) |
| **Total Operation** | | | **$25,273.96** | **($25,273.96)** |
| **Net Contribution (use) of Unallocated General: WMC555** | | | **$124,666.67** | **($124,666.67)** |

Report Package: Operating Ledger
report created by: Cats

Dec 4, 2007 3:40:50 PM

# BUDGET REPORT

Organization: 213350
Women's Center

Report Name: Budget Report by Account

Fiscal Year: 2007-08

| ACCOUNT | ACCOUNT_DESC | Revenue Dollars | Expense Dollars | Net Contribution |
|---|---|---|---|---|
| 611100 | Unclassified-Contract | | $65,066.84 | ($65,066.84) |
| 614000 | Faculty-Budget Pool | | $4,383.92 | ($4,383.92) |
| 616000 | Student Wages-Budget Pool | | $3,834.00 | ($3,834.00) |
| **Total Personnel Services** | | | **$73,284.76** | **($73,284.76)** |
| 621100 | Staff Benefits-Unclassified | | $24,985.67 | ($24,985.67) |
| 623100 | Staff Benefits-Faculty | | $1,122.28 | ($1,122.28) |
| **Total Benefits** | | | **$26,107.95** | **($26,107.95)** |
| 717000 | Budget Pool-Contracted Services | | $1,164.00 | ($1,164.00) |
| 730000 | Budget Pool-Supplies | | $2,000.00 | ($2,000.00) |
| 740000 | Budget Pool-Travel | | $2,000.00 | ($2,000.00) |
| 750000 | Budget Pool-Info & Communications | | $5,746.00 | ($5,746.00) |
| 774100 | Data Processing Equipmnt Use-Intrnl | | $13,927.96 | ($13,927.96) |
| 777000 | Budget Pool-Other Miscellaneous | | $436.00 | ($436.00) |
| **Total Operation** | | | **$25,273.96** | **($25,273.96)** |
| **Net Contribution (use) of Unallocated General: 213350** | | | **$124,666.67** | **($124,666.67)** |

Report Package: Operating Ledger
report created by: Cats

Dec 4, 2007 3:42:57 PM

# BUDGET REPORT

Organization: VPCI
VP-Curriculum & Instruction Admin

Report Name: Budget Report by Account

Fiscal Year: 2007-08

| ACCOUNT | ACCOUNT_DESC | Revenue Dollars | Expense Dollars | Net Contribution |
|---|---|---|---|---|
| 611100 | Unclassified-Contract | | $242,680.85 | ($242,680.85) |
| 611109 | Unclassified-Vacancy Credit BgtPool | | $10,183.00 | ($10,183.00) |
| 612000 | Classified-Budget Pool | | $52,891.14 | ($52,891.14) |
| 614000 | Faculty-Budget Pool | | $333,974.65 | ($333,974.65) |
| 616000 | Student Wages-Budget Pool | | $28,300.00 | ($28,300.00) |
| **Total Personnel Services** | | | **$668,029.64** | **($668,029.64)** |
| 621100 | Staff Benefits-Unclassified | | $93,189.24 | ($93,189.24) |
| 622100 | Staff Benefits-Classified/Exmt Hrly | | $24,594.37 | ($24,594.37) |
| 623100 | Staff Benefits-Faculty | | $85,497.17 | ($85,497.17) |
| **Total Benefits** | | | **$203,280.78** | **($203,280.78)** |
| 717000 | Budget Pool-Contracted Services | | $7,200.00 | ($7,200.00) |
| 740000 | Budget Pool-Travel | | $2,309.00 | ($2,309.00) |
| 750000 | Budget Pool-Info & Communications | | $3,230.00 | ($3,230.00) |
| 773000 | Budget Pool-Scholarships&Fellowshps | | $792,675.00 | ($792,675.00) |
| 774100 | Data Processing Equipmnt Use-Intrnl | | $103,036.81 | ($103,036.81) |
| 777000 | Budget Pool-Other Miscellaneous | | $669,565.81 | ($669,565.81) |
| 793000 | Budget Pool-Building | | $35,403.00 | ($35,403.00) |
| **Total Operation** | | | **$1,613,419.62** | **($1,613,419.62)** |
| 879880 | Earning Support/Trsf-Debit | | $2,135,571.09 | ($2,135,571.09) |
| **Total Transfers** | | | **$2,135,571.09** | **($2,135,571.09)** |
| **Net Contribution (use) of Unallocated General: VPCI** | | | **$4,620,301.13** | **($4,620,301.13)** |

Report Package: Operating Ledger
report created by: Cats

Dec 4, 2007 3:36:33 PM

# BUDGET REPORT

Organization: VPCIA
VP-Curriculum & Instruction Admin

Report Name: Budget Report by Account

Fiscal Year: 2007-08

| ACCOUNT | ACCOUNT_DESC | Revenue Dollars | Expense Dollars | Net Contribution |
|---|---|---|---|---|
| 611100 | Unclassified-Contract | | $242,680.85 | ($242,680.85) |
| 611109 | Unclassified-Vacancy Credit BgtPool | | $10,183.00 | ($10,183.00) |
| 612000 | Classified-Budget Pool | | $52,891.14 | ($52,891.14) |
| 614000 | Faculty-Budget Pool | | $333,974.65 | ($333,974.65) |
| 616000 | Student Wages-Budget Pool | | $28,300.00 | ($28,300.00) |
| **Total Personnel Services** | | | **$668,029.64** | **($668,029.64)** |
| 621100 | Staff Benefits-Unclassified | | $93,189.24 | ($93,189.24) |
| 622100 | Staff Benefits-Classified/Exmt Hrly | | $24,594.37 | ($24,594.37) |
| 623100 | Staff Benefits-Faculty | | $85,497.17 | ($85,497.17) |
| **Total Benefits** | | | **$203,280.78** | **($203,280.78)** |
| 717000 | Budget Pool-Contracted Services | | $7,200.00 | ($7,200.00) |
| 740000 | Budget Pool-Travel | | $2,309.00 | ($2,309.00) |
| 750000 | Budget Pool-Info & Communications | | $3,230.00 | ($3,230.00) |
| 773000 | Budget Pool-Scholarships&Fellowshps | | $792,675.00 | ($792,675.00) |
| 774100 | Data Processing Equipmnt Use-Intrnl | | $103,036.81 | ($103,036.81) |
| 777000 | Budget Pool-Other Miscellaneous | | $669,565.81 | ($669,565.81) |
| 793000 | Budget Pool-Building | | $35,403.00 | ($35,403.00) |
| **Total Operation** | | | **$1,613,419.62** | **($1,613,419.62)** |
| 879880 | Earning Support/Trsf-Debit | | $2,135,571.09 | ($2,135,571.09) |
| **Total Transfers** | | | **$2,135,571.09** | **($2,135,571.09)** |
| **Net Contribution (use) of Unallocated General: VPCIA** | | | **$4,620,301.13** | **($4,620,301.13)** |

Report Package: Operating Ledger
report created by: Cats

Dec 4, 2007 3:39:05 PM

# BUDGET REPORT

Organization: VPCIA1
VP-Curriculum & Instruction Admin

Report Name: Budget Report by Account

Fiscal Year: 2007-08

| ACCOUNT | ACCOUNT_DESC | Revenue Dollars | Expense Dollars | Net Contribution |
|---|---|---|---|---|
| 611100 | Unclassified-Contract | | $203,447.13 | ($203,447.13) |
| 611109 | Unclassified-Vacancy Credit BgtPool | | $10,183.00 | ($10,183.00) |
| 612000 | Classified-Budget Pool | | $26,849.90 | ($26,849.90) |
| 614000 | Faculty-Budget Pool | | $226,450.18 | ($226,450.18) |
| 616000 | Student Wages-Budget Pool | | $28,300.00 | ($28,300.00) |
| **Total Personnel Services** | | | **$495,230.21** | **($495,230.21)** |
| 621100 | Staff Benefits-Unclassified | | $78,123.50 | ($78,123.50) |
| 622100 | Staff Benefits-Classified/Exmt Hrly | | $12,485.19 | ($12,485.19) |
| 623100 | Staff Benefits-Faculty | | $57,970.91 | ($57,970.91) |
| **Total Benefits** | | | **$148,579.60** | **($148,579.60)** |
| 717000 | Budget Pool-Contracted Services | | $7,200.00 | ($7,200.00) |
| 773000 | Budget Pool-Scholarships&Fellowshps | | $792,675.00 | ($792,675.00) |
| 774100 | Data Processing Equipmnt Use-Intrnl | | $65,895.57 | ($65,895.57) |
| 777000 | Budget Pool-Other Miscellaneous | | $258,168.81 | ($258,168.81) |
| 793000 | Budget Pool-Building | | $35,403.00 | ($35,403.00) |
| **Total Operation** | | | **$1,159,342.38** | **($1,159,342.38)** |
| 879880 | Earning Support/Trsf-Debit | | $2,135,571.09 | ($2,135,571.09) |
| **Total Transfers** | | | **$2,135,571.09** | **($2,135,571.09)** |
| **Net Contribution (use) of Unallocated General: VPCIA1** | | | **$3,938,723.28** | **($3,938,723.28)** |

Report Package: Operating Ledger
report created by: Cats

Dec 4, 2007 3:40:50 PM

# BUDGET REPORT

Organization: 213000
Undergraduate Education

Report Name: Budget Report by Account

Fiscal Year: 2007-08

| ACCOUNT | ACCOUNT_DESC | Revenue Dollars | Expense Dollars | Net Contribution |
|---|---|---|---|---|
| 611100 | Unclassified-Contract | | ($1.00) | $1.00 |
| 616000 | Student Wages-Budget Pool | | $10,000.00 | ($10,000.00) |
| **Total Personnel Services** | | | **$9,999.00** | **($9,999.00)** |
| 621100 | Staff Benefits-Unclassified | | ($0.38) | $0.38 |
| **Total Benefits** | | | **($0.38)** | **$0.38** |
| 773000 | Budget Pool-Scholarships&Fellowshps | | $83,477.00 | ($83,477.00) |
| 777000 | Budget Pool-Other Miscellaneous | | $114,404.81 | ($114,404.81) |
| 793000 | Budget Pool-Building | | $35,403.00 | ($35,403.00) |
| **Total Operation** | | | **$233,284.81** | **($233,284.81)** |
| **Net Contribution (use) of Unallocated General: 213000** | | | **$243,283.43** | **($243,283.43)** |

Report Package: Operating Ledger
report created by: Cats

Dec 4, 2007 3:42:57 PM

# BUDGET REPORT

Organization: 213001
SDA-VP Curriculum & Instruction

Report Name: Budget Report by Account

Fiscal Year: 2007-08

| ACCOUNT | ACCOUNT_DESC | Revenue Dollars | Expense Dollars | Net Contribution |
|---|---|---|---|---|
| 777000 | Budget Pool-Other Miscellaneous | | $2,219.00 | ($2,219.00) |
| Total Operation | | | **$2,219.00** | **($2,219.00)** |
| Net Contribution (use) of Unallocated General: 213001 | | | **$2,219.00** | **($2,219.00)** |

Report Package: Operating Ledger
report created by: Cats

Dec 4, 2007 3:42:57 PM

# BUDGET REPORT

Organization: 213003

Supplemental Faculty Developt Leave

Report Name: Budget Report by Account

Fiscal Year: 2007-08

| ACCOUNT | ACCOUNT_DESC | Revenue Dollars | Expense Dollars | Net Contribution |
|---|---|---|---|---|
| 774100 | Data Processing Equipmnt Use-Intrnl | | $2,105.49 | ($2,105.49) |
| Total Operation | | | **$2,105.49** | **($2,105.49)** |
| Net Contribution (use) of Unallocated General: 213003 | | | **$2,105.49** | **($2,105.49)** |

Report Package: Operating Ledger

report created by: Cats

Dec 4, 2007 3:42:57 PM

# BUDGET REPORT

Organization: 213004

Report Name: Budget Report by Account

Ledger 3 Support - VP Curriculum

Fiscal Year: 2007-08

| ACCOUNT | ACCOUNT_DESC | Revenue Dollars | Expense Dollars | Net Contribution |
|---|---|---|---|---|
| 879880 | Earning Support/Trsf-Debit | | $2,135,571.09 | ($2,135,571.09) |
| Total Transfers | | | **$2,135,571.09** | **($2,135,571.09)** |
| Net Contribution (use) of Unallocated General: 213004 | | | **$2,135,571.09** | **($2,135,571.09)** |

Report Package: Operating Ledger

report created by: Cats

Dec 4, 2007 3:42:57 PM

# BUDGET REPORT

Organization: 213010
Ofc of Multicultural & Gender Affrs

Report Name: Budget Report by Account

Fiscal Year: 2007-08

| ACCOUNT | ACCOUNT_DESC | Revenue Dollars | Expense Dollars | Net Contribution |
|---|---|---|---|---|
| 777000 | Budget Pool-Other Miscellaneous | | $10,000.00 | ($10,000.00) |
| Total Operation | | | **$10,000.00** | **($10,000.00)** |
| Net Contribution (use) of Unallocated General: 213010 | | | **$10,000.00** | **($10,000.00)** |

Report Package: Operating Ledger
report created by: Cats

Dec 4, 2007 3:42:57 PM

# BUDGET REPORT

Organization: 213011

Report Name: Budget Report by Account

Misc Provost Approved Fee Waivers

Fiscal Year: 2007-08

| ACCOUNT | ACCOUNT_DESC | Revenue Dollars | Expense Dollars | Net Contribution |
|---|---|---|---|---|
| 773000 | Budget Pool-Scholarships&Fellowshps | | $569,675.00 | ($569,675.00) |
| Total Operation | | | **$569,675.00** | **($569,675.00)** |
| Net Contribution (use) of Unallocated General: 213011 | | | **$569,675.00** | **($569,675.00)** |

Report Package: Operating Ledger

report created by: Cats

Dec 4, 2007 3:42:57 PM

# BUDGET REPORT

Organization: 213012
SOCHE Registration

Report Name: Budget Report by Account

Fiscal Year: 2007-08

| ACCOUNT | ACCOUNT_DESC | Revenue Dollars | Expense Dollars | Net Contribution |
|---|---|---|---|---|
| 773000 | Budget Pool-Scholarships&Fellowshps | | $139,523.00 | ($139,523.00) |
| Total Operation | | | **$139,523.00** | **($139,523.00)** |
| Net Contribution (use) of Unallocated General: 213012 | | | **$139,523.00** | **($139,523.00)** |

Report Package: Operating Ledger
report created by: Cats

Dec 4, 2007 3:42:57 PM

# BUDGET REPORT

Organization: 213014
VP-Curriculum & Instruction

Report Name: Budget Report by Account

Fiscal Year: 2007-08

| ACCOUNT | ACCOUNT_DESC | Revenue Dollars | Expense Dollars | Net Contribution |
|---|---|---|---|---|
| 611100 | Unclassified-Contract | | $111,210.13 | ($111,210.13) |
| 612000 | Classified-Budget Pool | | $884.01 | ($884.01) |
| 614000 | Faculty-Budget Pool | | $226,450.18 | ($226,450.18) |
| 616000 | Student Wages-Budget Pool | | $18,300.00 | ($18,300.00) |
| **Total Personnel Services** | | | **$356,844.32** | **($356,844.32)** |
| 621100 | Staff Benefits-Unclassified | | $42,704.88 | ($42,704.88) |
| 622100 | Staff Benefits-Classified/Exmt Hrly | | $411.06 | ($411.06) |
| 623100 | Staff Benefits-Faculty | | $57,970.91 | ($57,970.91) |
| **Total Benefits** | | | **$101,086.85** | **($101,086.85)** |
| 717000 | Budget Pool-Contracted Services | | $7,200.00 | ($7,200.00) |
| 774100 | Data Processing Equipmnt Use-Intrnl | | $54,504.77 | ($54,504.77) |
| 777000 | Budget Pool-Other Miscellaneous | | $23,106.00 | ($23,106.00) |
| **Total Operation** | | | **$84,810.77** | **($84,810.77)** |
| **Net Contribution (use) of Unallocated General: 213014** | | | **$542,741.94** | **($542,741.94)** |

Report Package: Operating Ledger
report created by: Cats

Dec 4, 2007 3:42:57 PM

# BUDGET REPORT

Organization: 213022
Need Based Grants

Report Name: Budget Report by Account

Fiscal Year: 2007-08

| ACCOUNT | ACCOUNT_DESC | Revenue Dollars | Expense Dollars | Net Contribution |
|---|---|---|---|---|
| 777000 | Budget Pool-Other Miscellaneous | | $100,000.00 | ($100,000.00) |
| Total Operation | | | **$100,000.00** | **($100,000.00)** |
| Net Contribution (use) of Unallocated General: 213022 | | | **$100,000.00** | **($100,000.00)** |

Report Package: Operating Ledger
report created by: Cats

Dec 4, 2007 3:42:57 PM

# BUDGET REPORT

Organization: 213049

Report Name: Budget Report by Account

Academic Affairs Disc Budget Pool

Fiscal Year: 2007-08

| ACCOUNT | ACCOUNT_DESC | Revenue Dollars | Expense Dollars | Net Contribution |
|---|---|---|---|---|
| 611109 | Unclassified-Vacancy Credit BgtPool | | $10,183.00 | ($10,183.00) |
| **Total Personnel Services** | | | **$10,183.00** | **($10,183.00)** |
| 777000 | Budget Pool-Other Miscellaneous | | $8,439.00 | ($8,439.00) |
| **Total Operation** | | | **$8,439.00** | **($8,439.00)** |
| **Net Contribution (use) of Unallocated General: 213049** | | | **$18,622.00** | **($18,622.00)** |

Report Package: Operating Ledger

report created by: Cats

Dec 4, 2007 3:42:57 PM

# BUDGET REPORT

Organization: 213058
Development for VPCI

Report Name: Budget Report by Account

Fiscal Year: 2007-08

| ACCOUNT | ACCOUNT_DESC | Revenue Dollars | Expense Dollars | Net Contribution |
|---|---|---|---|---|
| 611100 | Unclassified-Contract | | $92,238.00 | ($92,238.00) |
| 612000 | Classified-Budget Pool | | $25,965.89 | ($25,965.89) |
| **Total Personnel Services** | | | **$118,203.89** | **($118,203.89)** |
| 621100 | Staff Benefits-Unclassified | | $35,419.00 | ($35,419.00) |
| 622100 | Staff Benefits-Classified/Exmt Hrly | | $12,074.13 | ($12,074.13) |
| **Total Benefits** | | | **$47,493.13** | **($47,493.13)** |
| 774100 | Data Processing Equipmnt Use-Intrnl | | $9,285.31 | ($9,285.31) |
| **Total Operation** | | | **$9,285.31** | **($9,285.31)** |
| **Net Contribution (use) of Unallocated General: 213058** | | | **$174,982.33** | **($174,982.33)** |

Report Package: Operating Ledger
report created by: Cats

Dec 4, 2007 3:42:57 PM

# BUDGET REPORT

Organization: VPCIA2
VP-Curriculum & Instr Strategic Inv

Report Name: Budget Report by Account

Fiscal Year: 2007-08

| ACCOUNT | ACCOUNT_DESC | Revenue Dollars | Expense Dollars | Net Contribution |
|---|---|---|---|---|
| 777000 | Budget Pool-Other Miscellaneous | | $409,800.00 | ($409,800.00) |
| Total Operation | | | **$409,800.00** | **($409,800.00)** |
| Net Contribution (use) of Unallocated General: VPCIA2 | | | **$409,800.00** | **($409,800.00)** |

Report Package: Operating Ledger
report created by: Cats

Dec 4, 2007 3:40:50 PM

# BUDGET REPORT

Organization: 213008

Report Name: Budget Report by Account

Classroom Technology Replacement

Fiscal Year: 2007-08

| ACCOUNT | ACCOUNT_DESC | Revenue Dollars | Expense Dollars | Net Contribution |
|---|---|---|---|---|
| 777000 | Budget Pool-Other Miscellaneous | | $140,000.00 | ($140,000.00) |
| Total Operation | | | **$140,000.00** | **($140,000.00)** |
| Net Contribution (use) of Unallocated General: 213008 | | | **$140,000.00** | **($140,000.00)** |

Report Package: Operating Ledger

report created by: Cats

Dec 4, 2007 3:42:57 PM

# BUDGET REPORT

Organization: 213015
Technology Electronic Classrooms

Report Name: Budget Report by Account

Fiscal Year: 2007-08

| ACCOUNT | ACCOUNT_DESC | Revenue Dollars | Expense Dollars | Net Contribution |
|---|---|---|---|---|
| 777000 | Budget Pool-Other Miscellaneous | | $250,000.00 | ($250,000.00) |
| Total Operation | | | **$250,000.00** | **($250,000.00)** |
| Net Contribution (use) of Unallocated General: 213015 | | | **$250,000.00** | **($250,000.00)** |

Report Package: Operating Ledger
report created by: Cats

Dec 4, 2007 3:42:57 PM

# BUDGET REPORT

Organization: 213016
Teaching Enhancement Fund

Report Name: Budget Report by Account

Fiscal Year: 2007-08

| ACCOUNT | ACCOUNT_DESC | Revenue Dollars | Expense Dollars | Net Contribution |
|---|---|---|---|---|
| 777000 | Budget Pool-Other Miscellaneous | | $25,000.00 | ($25,000.00) |
| Total Operation | | | **$25,000.00** | **($25,000.00)** |
| Net Contribution (use) of Unallocated General: 213016 | | | **$25,000.00** | **($25,000.00)** |

Report Package: Operating Ledger
report created by: Cats

Dec 4, 2007 3:42:57 PM

# BUDGET REPORT

Organization: 213017

Report Name: Budget Report by Account

Retention & Graduate Rate Programs

Fiscal Year: 2007-08

| ACCOUNT | ACCOUNT_DESC | Revenue Dollars | Expense Dollars | Net Contribution |
|---|---|---|---|---|
| 777000 | Budget Pool-Other Miscellaneous | | ($5,200.00) | $5,200.00 |
| Total Operation | | | **($5,200.00)** | **$5,200.00** |
| Net Contribution (use) of Unallocated General: 213017 | | | **($5,200.00)** | **$5,200.00** |

Report Package: Operating Ledger
report created by: Cats

Dec 4, 2007 3:42:57 PM

# BUDGET REPORT

Organization: VPCIA3
AVP-Curriculum & Instruction

Report Name: Budget Report by Account

Fiscal Year: 2007-08

| ACCOUNT | ACCOUNT_DESC | Revenue Dollars | Expense Dollars | Net Contribution |
|---|---|---|---|---|
| 611100 | Unclassified-Contract | | $39,233.72 | ($39,233.72) |
| 612000 | Classified-Budget Pool | | $26,041.24 | ($26,041.24) |
| 614000 | Faculty-Budget Pool | | $107,524.47 | ($107,524.47) |
| **Total Personnel Services** | | | **$172,799.43** | **($172,799.43)** |
| 621100 | Staff Benefits-Unclassified | | $15,065.74 | ($15,065.74) |
| 622100 | Staff Benefits-Classified/Exmt Hrly | | $12,109.18 | ($12,109.18) |
| 623100 | Staff Benefits-Faculty | | $27,526.26 | ($27,526.26) |
| **Total Benefits** | | | **$54,701.18** | **($54,701.18)** |
| 740000 | Budget Pool-Travel | | $2,309.00 | ($2,309.00) |
| 750000 | Budget Pool-Info & Communications | | $3,230.00 | ($3,230.00) |
| 774100 | Data Processing Equipmnt Use-Intrnl | | $37,141.24 | ($37,141.24) |
| 777000 | Budget Pool-Other Miscellaneous | | $1,597.00 | ($1,597.00) |
| **Total Operation** | | | **$44,277.24** | **($44,277.24)** |
| **Net Contribution (use) of Unallocated General: VPCIA3** | | | **$271,777.85** | **($271,777.85)** |

Report Package: Operating Ledger
report created by: Cats

Dec 4, 2007 3:40:50 PM

# BUDGET REPORT

Organization: 213009

Report Name: Budget Report by Account

Writing Across the Curriculum

Fiscal Year: 2007-08

| ACCOUNT | ACCOUNT_DESC | Revenue Dollars | Expense Dollars | Net Contribution |
|---|---|---|---|---|
| 740000 | Budget Pool-Travel | | $2,309.00 | ($2,309.00) |
| 750000 | Budget Pool-Info & Communications | | $3,230.00 | ($3,230.00) |
| 777000 | Budget Pool-Other Miscellaneous | | $1,597.00 | ($1,597.00) |
| Total Operation | | | **$7,136.00** | **($7,136.00)** |
| Net Contribution (use) of Unallocated General: 213009 | | | **$7,136.00** | **($7,136.00)** |

Report Package: Operating Ledger

report created by: Cats

Dec 4, 2007 3:42:57 PM

# BUDGET REPORT

Organization: 213018
Assistant VP-Articulation &Transfer

Report Name: Budget Report by Account

Fiscal Year: 2007-08

| ACCOUNT | ACCOUNT_DESC | Revenue Dollars | Expense Dollars | Net Contribution |
|---|---|---|---|---|
| 611100 | Unclassified-Contract | | $39,233.72 | ($39,233.72) |
| 612000 | Classified-Budget Pool | | $26,041.24 | ($26,041.24) |
| 614000 | Faculty-Budget Pool | | $107,524.47 | ($107,524.47) |
| **Total Personnel Services** | | | **$172,799.43** | **($172,799.43)** |
| 621100 | Staff Benefits-Unclassified | | $15,065.74 | ($15,065.74) |
| 622100 | Staff Benefits-Classified/Exmt Hrly | | $12,109.18 | ($12,109.18) |
| 623100 | Staff Benefits-Faculty | | $27,526.26 | ($27,526.26) |
| **Total Benefits** | | | **$54,701.18** | **($54,701.18)** |
| 774100 | Data Processing Equipmnt Use-Intrnl | | $27,855.93 | ($27,855.93) |
| **Total Operation** | | | **$27,855.93** | **($27,855.93)** |
| **Net Contribution (use) of Unallocated General: 213018** | | | **$255,356.54** | **($255,356.54)** |

Report Package: Operating Ledger
report created by: Cats

Dec 4, 2007 3:42:57 PM

# BUDGET REPORT

Organization: 213020
Instructnl Realign-Transform Gen Ed

Report Name: Budget Report by Account

Fiscal Year: 2007-08

| ACCOUNT | ACCOUNT_DESC | Revenue Dollars | Expense Dollars | Net Contribution |
|---|---|---|---|---|
| 774100 | Data Processing Equipmnt Use-Intrnl | | $9,285.31 | ($9,285.31) |
| Total Operation | | | **$9,285.31** | **($9,285.31)** |
| Net Contribution (use) of Unallocated General: 213020 | | | **$9,285.31** | **($9,285.31)** |

Report Package: Operating Ledger
report created by: Cats

Dec 4, 2007 3:42:57 PM

## BUDGET DETAIL

# N. Other Institutional

# BUDGET REPORT

Organization: YT

Report Name: Budget Report by Account

Other Institutional (Revenue & Oth)

Fiscal Year: 2007-08

| ACCOUNT | ACCOUNT_DESC | Revenue Dollars | Expense Dollars | Net Contribution |
|---|---|---|---|---|
| 500100 | State Share of Instruction | $67,006,430.00 | | $67,006,430.00 |
| 500150 | Success Challenge Subsidy | $3,362,467.00 | | $3,362,467.00 |
| 500300 | Other State Appropriations/Subsidy | $152,588.00 | | $152,588.00 |
| 500400 | Clinical Teaching Subsidy | $140,518.00 | | $140,518.00 |
| 501007 | Undergraduate I&G Fees Summer | $6,873,262.00 | | $6,873,262.00 |
| 501010 | Undergraduate I&G Fees Fall | $27,759,242.00 | | $27,759,242.00 |
| 501020 | Undergraduate I&G Fees Winter | $26,485,818.00 | | $26,485,818.00 |
| 501030 | Undergraduate I&G Fees Spring | $24,792,653.00 | | $24,792,653.00 |
| 501107 | Masters I&G Fees Summer | $5,028,602.00 | | $5,028,602.00 |
| 501110 | Masters I&G Fees Fall | $7,394,634.00 | | $7,394,634.00 |
| 501120 | Masters I&G Fees Winter | $7,477,409.00 | | $7,477,409.00 |
| 501130 | Masters I&G Fees Spring | $7,043,401.00 | | $7,043,401.00 |
| 501210 | Doctoral I&G Fees Fall | $408,311.00 | | $408,311.00 |
| 501220 | Doctoral I&G Fees Winter | $461,104.00 | | $461,104.00 |
| 501230 | Doctoral I&G Fees Spring | $463,405.00 | | $463,405.00 |
| 501255 | Doctoral I&G Fees Summer | $471,610.00 | | $471,610.00 |
| 501300 | Tuition-Undergraduate Summer | $153,000.00 | | $153,000.00 |
| 501310 | Tuition-Undergraduate Fall | $665,000.00 | | $665,000.00 |
| 501320 | Tuition-Undergraduate Winter | $615,000.00 | | $615,000.00 |
| 501330 | Tuition-Undergraduate Spring | $560,000.00 | | $560,000.00 |
| 501400 | Tuition-Masters Summer | $456,000.00 | | $456,000.00 |
| 501410 | Tuition-Masters Fall | $790,000.00 | | $790,000.00 |
| 501420 | Tuition-Masters Winter | $790,000.00 | | $790,000.00 |
| 501430 | Tuition-Masters Spring | $910,000.00 | | $910,000.00 |
| 501500 | Tuition-Doctoral Summer | $47,000.00 | | $47,000.00 |
| 501510 | Tuition-Doctoral Fall | $47,000.00 | | $47,000.00 |
| 501520 | Tuition-Doctoral Winter | $47,000.00 | | $47,000.00 |
| 501530 | Tuition-Doctoral Spring | $177,000.00 | | $177,000.00 |
| 501600 | Application Fee-Undergrad | $200,000.00 | | $200,000.00 |
| 501610 | Application Fee-Masters | $65,000.00 | | $65,000.00 |
| 501800 | Registration Fees | $85,000.00 | | $85,000.00 |
| 502150 | Graduation Fees | $103,000.00 | | $103,000.00 |
| 502250 | Testing Fees | $15,000.00 | | $15,000.00 |
| 502270 | Transcripts | $110,000.00 | | $110,000.00 |

# BUDGET REPORT

Organization: YT

Report Name: Budget Report by Account

Other Institutional (Revenue & Oth)

Fiscal Year: 2007-08

| ACCOUNT | ACCOUNT_DESC | Revenue Dollars | Expense Dollars | Net Contribution |
|---|---|---|---|---|
| 502320 | Student Fines | $322,500.00 | | $322,500.00 |
| 504000 | Facilities & Admin-Federal-Research | $2,000,000.00 | | $2,000,000.00 |
| 504250 | Facilities & Admin-State-Research | $200,000.00 | | $200,000.00 |
| 504500 | Facilities & Admin-Local-Research | $20,000.00 | | $20,000.00 |
| 504750 | Facilities & Admin-Nongovt-Research | $300,000.00 | | $300,000.00 |
| 505250 | Departmental Sales & Service | $220,000.00 | | $220,000.00 |
| 507000 | Administrative Fees | $654,147.00 | | $654,147.00 |
| 507300 | Interest & Dividend Income | $7,207,525.00 | | $7,207,525.00 |
| 507450 | Rental Income | $26,508.00 | | $26,508.00 |
| **Total Revenue** | | **$202,107,134.00** | | **$202,107,134.00** |
| 611100 | Unclassified-Contract | | $5,198.04 | ($5,198.04) |
| 612000 | Classified-Budget Pool | | $3,000.00 | ($3,000.00) |
| 614000 | Faculty-Budget Pool | | $198.00 | ($198.00) |
| 616000 | Student Wages-Budget Pool | | $200,000.00 | ($200,000.00) |
| **Total Personnel Services** | | | **$208,396.04** | **($208,396.04)** |
| 621100 | Staff Benefits-Unclassified | | $1,996.05 | ($1,996.05) |
| 622100 | Staff Benefits-Classified/Exmt Hrly | | $1,395.00 | ($1,395.00) |
| 625700 | Fee Waiver-Employee Dependents | | $475,000.00 | ($475,000.00) |
| **Total Benefits** | | | **$478,391.05** | **($478,391.05)** |
| 717000 | Budget Pool-Contracted Services | | $511,752.20 | ($511,752.20) |
| 740000 | Budget Pool-Travel | | $1,200.00 | ($1,200.00) |
| 750000 | Budget Pool-Info & Communications | | $94,562.06 | ($94,562.06) |
| 773000 | Budget Pool-Scholarships&Fellowshps | | $9,262,954.39 | ($9,262,954.39) |
| 777000 | Budget Pool-Other Miscellaneous | | $11,143,456.26 | ($11,143,456.26) |
| **Total Operation** | | | **$21,013,924.91** | **($21,013,924.91)** |
| 878310 | Plant O&M Cost Allocatn Aux-Credit | | ($2,890,792.92) | $2,890,792.92 |
| 878710 | Indirect Costs Aux-Credit | | ($1,105,280.00) | $1,105,280.00 |
| 879310 | Plant O&M Cost Allocatn E&G-Credit | | ($2,650,634.92) | $2,650,634.92 |
| 879410 | Indirect Costs E&G-Credit | | ($2,348,095.00) | $2,348,095.00 |
| 879800 | Debt Payment-MT-Debit | | $2,997,762.69 | ($2,997,762.69) |
| 879840 | Renewal & Replacement-Debit | | $340,844.00 | ($340,844.00) |
| 879860 | Auxiliary Support/Trsf-Debit | | $11,221,582.44 | ($11,221,582.44) |
| **Total Transfers** | | | **$5,565,386.29** | **($5,565,386.29)** |

Report Package: Operating Ledger

report created by: Cats

Dec 4, 2007 3:15:40 PM

# BUDGET REPORT

Organization: YT

Report Name: Budget Report by Account

Other Institutional (Revenue & Oth)

Fiscal Year: 2007-08

| ACCOUNT | ACCOUNT_DESC | Revenue Dollars | Expense Dollars | Net Contribution |
|---|---|---|---|---|
| Net Contribution (use) of Unallocated General: YT | | $202,107,134.00 | $27,266,098.29 | $174,841,035.71 |

Report Package: Operating Ledger

report created by: Cats

Dec 4, 2007 3:15:40 PM

# BUDGET REPORT

Organization: YT5

Other Institutional Revenue

Report Name: Budget Report by Account

Fiscal Year: 2007-08

| ACCOUNT | ACCOUNT_DESC | Revenue Dollars | Expense Dollars | Net Contribution |
|---|---|---|---|---|
| 500100 | State Share of Instruction | $67,006,430.00 | | $67,006,430.00 |
| 500150 | Success Challenge Subsidy | $3,362,467.00 | | $3,362,467.00 |
| 500300 | Other State Appropriations/Subsidy | $152,588.00 | | $152,588.00 |
| 500400 | Clinical Teaching Subsidy | $140,518.00 | | $140,518.00 |
| 501007 | Undergraduate I&G Fees Summer | $6,873,262.00 | | $6,873,262.00 |
| 501010 | Undergraduate I&G Fees Fall | $27,759,242.00 | | $27,759,242.00 |
| 501020 | Undergraduate I&G Fees Winter | $26,485,818.00 | | $26,485,818.00 |
| 501030 | Undergraduate I&G Fees Spring | $24,792,653.00 | | $24,792,653.00 |
| 501107 | Masters I&G Fees Summer | $5,028,602.00 | | $5,028,602.00 |
| 501110 | Masters I&G Fees Fall | $7,394,634.00 | | $7,394,634.00 |
| 501120 | Masters I&G Fees Winter | $7,477,409.00 | | $7,477,409.00 |
| 501130 | Masters I&G Fees Spring | $7,043,401.00 | | $7,043,401.00 |
| 501210 | Doctoral I&G Fees Fall | $408,311.00 | | $408,311.00 |
| 501220 | Doctoral I&G Fees Winter | $461,104.00 | | $461,104.00 |
| 501230 | Doctoral I&G Fees Spring | $463,405.00 | | $463,405.00 |
| 501255 | Doctoral I&G Fees Summer | $471,610.00 | | $471,610.00 |
| 501300 | Tuition-Undergraduate Summer | $153,000.00 | | $153,000.00 |
| 501310 | Tuition-Undergraduate Fall | $665,000.00 | | $665,000.00 |
| 501320 | Tuition-Undergraduate Winter | $615,000.00 | | $615,000.00 |
| 501330 | Tuition-Undergraduate Spring | $560,000.00 | | $560,000.00 |
| 501400 | Tuition-Masters Summer | $456,000.00 | | $456,000.00 |
| 501410 | Tuition-Masters Fall | $790,000.00 | | $790,000.00 |
| 501420 | Tuition-Masters Winter | $790,000.00 | | $790,000.00 |
| 501430 | Tuition-Masters Spring | $910,000.00 | | $910,000.00 |
| 501500 | Tuition-Doctoral Summer | $47,000.00 | | $47,000.00 |
| 501510 | Tuition-Doctoral Fall | $47,000.00 | | $47,000.00 |
| 501520 | Tuition-Doctoral Winter | $47,000.00 | | $47,000.00 |
| 501530 | Tuition-Doctoral Spring | $177,000.00 | | $177,000.00 |
| 501600 | Application Fee-Undergrad | $200,000.00 | | $200,000.00 |
| 501610 | Application Fee-Masters | $65,000.00 | | $65,000.00 |
| 501800 | Registration Fees | $85,000.00 | | $85,000.00 |
| 502150 | Graduation Fees | $103,000.00 | | $103,000.00 |
| 502250 | Testing Fees | $15,000.00 | | $15,000.00 |
| 502270 | Transcripts | $110,000.00 | | $110,000.00 |

# BUDGET REPORT

Organization: YT5

Other Institutional Revenue

Report Name: Budget Report by Account

Fiscal Year: 2007-08

| ACCOUNT | ACCOUNT_DESC | Revenue Dollars | Expense Dollars | Net Contribution |
|---|---|---|---|---|
| 502320 | Student Fines | $322,500.00 | | $322,500.00 |
| 504000 | Facilities & Admin-Federal-Research | $2,000,000.00 | | $2,000,000.00 |
| 504250 | Facilities & Admin-State-Research | $200,000.00 | | $200,000.00 |
| 504500 | Facilities & Admin-Local-Research | $20,000.00 | | $20,000.00 |
| 504750 | Facilities & Admin-Nongovt-Research | $300,000.00 | | $300,000.00 |
| 505250 | Departmental Sales & Service | $220,000.00 | | $220,000.00 |
| 507000 | Administrative Fees | $654,147.00 | | $654,147.00 |
| 507300 | Interest & Dividend Income | $7,207,525.00 | | $7,207,525.00 |
| 507450 | Rental Income | $26,508.00 | | $26,508.00 |
| Total Revenue | | **$202,107,134.00** | | **$202,107,134.00** |
| 777000 | Budget Pool-Other Miscellaneous | | $35,433.00 | ($35,433.00) |
| Total Operation | | | **$35,433.00** | **($35,433.00)** |
| Net Contribution (use) of Unallocated General: YT5 | | **$202,107,134.00** | **$35,433.00** | **$202,071,701.00** |

Report Package: Operating Ledger

report created by: Cats

Dec 4, 2007 3:17:30 PM

# BUDGET REPORT

Organization: YT55

Report Name: Budget Report by Account

Other Institutional Revenue-Subsidy

Fiscal Year: 2007-08

| ACCOUNT | ACCOUNT_DESC | Revenue Dollars | Expense Dollars | Net Contribution |
|---|---|---|---|---|
| 500100 | State Share of Instruction | $67,006,430.00 | | $67,006,430.00 |
| 500150 | Success Challenge Subsidy | $3,362,467.00 | | $3,362,467.00 |
| 500300 | Other State Appropriations/Subsidy | $152,588.00 | | $152,588.00 |
| 500400 | Clinical Teaching Subsidy | $140,518.00 | | $140,518.00 |
| 501007 | Undergraduate I&G Fees Summer | $6,873,262.00 | | $6,873,262.00 |
| 501010 | Undergraduate I&G Fees Fall | $27,759,242.00 | | $27,759,242.00 |
| 501020 | Undergraduate I&G Fees Winter | $26,485,818.00 | | $26,485,818.00 |
| 501030 | Undergraduate I&G Fees Spring | $24,792,653.00 | | $24,792,653.00 |
| 501107 | Masters I&G Fees Summer | $5,028,602.00 | | $5,028,602.00 |
| 501110 | Masters I&G Fees Fall | $7,394,634.00 | | $7,394,634.00 |
| 501120 | Masters I&G Fees Winter | $7,477,409.00 | | $7,477,409.00 |
| 501130 | Masters I&G Fees Spring | $7,043,401.00 | | $7,043,401.00 |
| 501210 | Doctoral I&G Fees Fall | $408,311.00 | | $408,311.00 |
| 501220 | Doctoral I&G Fees Winter | $461,104.00 | | $461,104.00 |
| 501230 | Doctoral I&G Fees Spring | $463,405.00 | | $463,405.00 |
| 501255 | Doctoral I&G Fees Summer | $471,610.00 | | $471,610.00 |
| 501300 | Tuition-Undergraduate Summer | $153,000.00 | | $153,000.00 |
| 501310 | Tuition-Undergraduate Fall | $665,000.00 | | $665,000.00 |
| 501320 | Tuition-Undergraduate Winter | $615,000.00 | | $615,000.00 |
| 501330 | Tuition-Undergraduate Spring | $560,000.00 | | $560,000.00 |
| 501400 | Tuition-Masters Summer | $456,000.00 | | $456,000.00 |
| 501410 | Tuition-Masters Fall | $790,000.00 | | $790,000.00 |
| 501420 | Tuition-Masters Winter | $790,000.00 | | $790,000.00 |
| 501430 | Tuition-Masters Spring | $910,000.00 | | $910,000.00 |
| 501500 | Tuition-Doctoral Summer | $47,000.00 | | $47,000.00 |
| 501510 | Tuition-Doctoral Fall | $47,000.00 | | $47,000.00 |
| 501520 | Tuition-Doctoral Winter | $47,000.00 | | $47,000.00 |
| 501530 | Tuition-Doctoral Spring | $177,000.00 | | $177,000.00 |
| 501600 | Application Fee-Undergrad | $200,000.00 | | $200,000.00 |
| 501610 | Application Fee-Masters | $65,000.00 | | $65,000.00 |
| 501800 | Registration Fees | $85,000.00 | | $85,000.00 |
| 502150 | Graduation Fees | $103,000.00 | | $103,000.00 |
| 502250 | Testing Fees | $15,000.00 | | $15,000.00 |
| 502270 | Transcripts | $110,000.00 | | $110,000.00 |

Report Package: Operating Ledger

report created by: Cats

Dec 4, 2007 3:36:33 PM

# BUDGET REPORT

Organization: YT55

Report Name: Budget Report by Account

Other Institutional Revenue-Subsidy

Fiscal Year: 2007-08

| ACCOUNT | ACCOUNT_DESC | Revenue Dollars | Expense Dollars | Net Contribution |
|---|---|---|---|---|
| 502320 | Student Fines | $322,500.00 | | $322,500.00 |
| 504000 | Facilities & Admin-Federal-Research | $2,000,000.00 | | $2,000,000.00 |
| 504250 | Facilities & Admin-State-Research | $200,000.00 | | $200,000.00 |
| 504500 | Facilities & Admin-Local-Research | $20,000.00 | | $20,000.00 |
| 504750 | Facilities & Admin-Nongovt-Research | $300,000.00 | | $300,000.00 |
| 505250 | Departmental Sales & Service | $220,000.00 | | $220,000.00 |
| 507000 | Administrative Fees | $654,147.00 | | $654,147.00 |
| 507300 | Interest & Dividend Income | $7,207,525.00 | | $7,207,525.00 |
| 507450 | Rental Income | $26,508.00 | | $26,508.00 |
| Total Revenue | | **$202,107,134.00** | | **$202,107,134.00** |
| 777000 | Budget Pool-Other Miscellaneous | | $35,433.00 | ($35,433.00) |
| Total Operation | | | **$35,433.00** | **($35,433.00)** |
| Net Contribution (use) of Unallocated General: YT55 | | **$202,107,134.00** | **$35,433.00** | **$202,071,701.00** |

Report Package: Operating Ledger

report created by: Cats

Dec 4, 2007 3:36:33 PM

# BUDGET REPORT

Organization: YT551

Report Name: Budget Report by Account

Other Institutional Revenue-Subsidy

Fiscal Year: 2007-08

| ACCOUNT | ACCOUNT_DESC | Revenue Dollars | Expense Dollars | Net Contribution |
|---|---|---|---|---|
| 500100 | State Share of Instruction | $64,920,059.00 | | $64,920,059.00 |
| 500150 | Success Challenge Subsidy | $3,362,467.00 | | $3,362,467.00 |
| 500300 | Other State Appropriations/Subsidy | $152,588.00 | | $152,588.00 |
| Total Revenue | | **$68,435,114.00** | | **$68,435,114.00** |
| Net Contribution (use) of Unallocated General: YT551 | | **$68,435,114.00** | | **$68,435,114.00** |

Report Package: Operating Ledger
report created by: Cats

Dec 4, 2007 3:39:05 PM

# BUDGET REPORT

Organization: YT5515

Report Name: Budget Report by Account

Other Institutional Revenue-Subsidy

Fiscal Year: 2007-08

| ACCOUNT | ACCOUNT_DESC | Revenue Dollars | Expense Dollars | Net Contribution |
|---|---|---|---|---|
| 500100 | State Share of Instruction | $64,920,059.00 | | $64,920,059.00 |
| 500150 | Success Challenge Subsidy | $3,362,467.00 | | $3,362,467.00 |
| 500300 | Other State Appropriations/Subsidy | $152,588.00 | | $152,588.00 |
| Total Revenue | | **$68,435,114.00** | | **$68,435,114.00** |
| Net Contribution (use) of Unallocated General: YT5515 | | **$68,435,114.00** | | **$68,435,114.00** |

Report Package: Operating Ledger

report created by: Cats

Dec 4, 2007 3:40:50 PM

# BUDGET REPORT

Organization: 291001
Instructional Subsidy-Gen Univ

Report Name: Budget Report by Account

Fiscal Year: 2007-08

| ACCOUNT | ACCOUNT_DESC | Revenue Dollars | Expense Dollars | Net Contribution |
|---|---|---|---|---|
| 500100 | State Share of Instruction | $64,920,059.00 | | $64,920,059.00 |
| 500150 | Success Challenge Subsidy | $3,362,467.00 | | $3,362,467.00 |
| 500300 | Other State Appropriations/Subsidy | $152,588.00 | | $152,588.00 |
| Total Revenue | | **$68,435,114.00** | | **$68,435,114.00** |
| Net Contribution (use) of Unallocated General: 291001 | | **$68,435,114.00** | | **$68,435,114.00** |

Report Package: Operating Ledger
report created by: Cats

Dec 4, 2007 3:42:57 PM

# BUDGET REPORT

Organization: YT552

Report Name: Budget Report by Account

Other Institut Revenue-Student Fees

Fiscal Year: 2007-08

| ACCOUNT | ACCOUNT_DESC | Revenue Dollars | Expense Dollars | Net Contribution |
|---|---|---|---|---|
| 501007 | Undergraduate I&G Fees Summer | $6,873,262.00 | | $6,873,262.00 |
| 501010 | Undergraduate I&G Fees Fall | $27,759,242.00 | | $27,759,242.00 |
| 501020 | Undergraduate I&G Fees Winter | $26,485,818.00 | | $26,485,818.00 |
| 501030 | Undergraduate I&G Fees Spring | $24,792,653.00 | | $24,792,653.00 |
| 501107 | Masters I&G Fees Summer | $5,028,602.00 | | $5,028,602.00 |
| 501110 | Masters I&G Fees Fall | $7,394,634.00 | | $7,394,634.00 |
| 501120 | Masters I&G Fees Winter | $7,477,409.00 | | $7,477,409.00 |
| 501130 | Masters I&G Fees Spring | $7,043,401.00 | | $7,043,401.00 |
| 501210 | Doctoral I&G Fees Fall | $408,311.00 | | $408,311.00 |
| 501220 | Doctoral I&G Fees Winter | $461,104.00 | | $461,104.00 |
| 501230 | Doctoral I&G Fees Spring | $463,405.00 | | $463,405.00 |
| 501255 | Doctoral I&G Fees Summer | $471,610.00 | | $471,610.00 |
| 501300 | Tuition-Undergraduate Summer | $153,000.00 | | $153,000.00 |
| 501310 | Tuition-Undergraduate Fall | $665,000.00 | | $665,000.00 |
| 501320 | Tuition-Undergraduate Winter | $615,000.00 | | $615,000.00 |
| 501330 | Tuition-Undergraduate Spring | $560,000.00 | | $560,000.00 |
| 501400 | Tuition-Masters Summer | $456,000.00 | | $456,000.00 |
| 501410 | Tuition-Masters Fall | $790,000.00 | | $790,000.00 |
| 501420 | Tuition-Masters Winter | $790,000.00 | | $790,000.00 |
| 501430 | Tuition-Masters Spring | $910,000.00 | | $910,000.00 |
| 501600 | Application Fee-Undergrad | $200,000.00 | | $200,000.00 |
| 501610 | Application Fee-Masters | $65,000.00 | | $65,000.00 |
| 501800 | Registration Fees | $85,000.00 | | $85,000.00 |
| 502150 | Graduation Fees | $103,000.00 | | $103,000.00 |
| 502250 | Testing Fees | $15,000.00 | | $15,000.00 |
| 502270 | Transcripts | $110,000.00 | | $110,000.00 |
| 502320 | Student Fines | $322,500.00 | | $322,500.00 |
| 505250 | Departmental Sales & Service | $220,000.00 | | $220,000.00 |
| **Total Revenue** | | **$120,718,951.00** | | **$120,718,951.00** |
| 777000 | Budget Pool-Other Miscellaneous | | $35,433.00 | ($35,433.00) |
| **Total Operation** | | | **$35,433.00** | **($35,433.00)** |
| **Net Contribution (use) of Unallocated General: YT552** | | **$120,718,951.00** | **$35,433.00** | **$120,683,518.00** |

Report Package: Operating Ledger

report created by: Cats

Dec 4, 2007 3:39:05 PM

# BUDGET REPORT

Organization: YT5521
I&G Fee Revenue

Report Name: Budget Report by Account

Fiscal Year: 2007-08

| ACCOUNT | ACCOUNT_DESC | Revenue Dollars | Expense Dollars | Net Contribution |
|---|---|---|---|---|
| 501007 | Undergraduate I&G Fees Summer | $6,862,204.00 | | $6,862,204.00 |
| 501010 | Undergraduate I&G Fees Fall | $27,748,289.00 | | $27,748,289.00 |
| 501020 | Undergraduate I&G Fees Winter | $26,456,705.00 | | $26,456,705.00 |
| 501030 | Undergraduate I&G Fees Spring | $24,778,607.00 | | $24,778,607.00 |
| 501107 | Masters I&G Fees Summer | $4,681,725.00 | | $4,681,725.00 |
| 501110 | Masters I&G Fees Fall | $7,035,211.00 | | $7,035,211.00 |
| 501120 | Masters I&G Fees Winter | $7,181,499.00 | | $7,181,499.00 |
| 501130 | Masters I&G Fees Spring | $6,824,900.00 | | $6,824,900.00 |
| 501210 | Doctoral I&G Fees Fall | $408,311.00 | | $408,311.00 |
| 501220 | Doctoral I&G Fees Winter | $461,104.00 | | $461,104.00 |
| 501230 | Doctoral I&G Fees Spring | $463,405.00 | | $463,405.00 |
| 501255 | Doctoral I&G Fees Summer | $471,610.00 | | $471,610.00 |
| **Total Revenue** | | **$113,373,570.00** | | **$113,373,570.00** |
| 777000 | Budget Pool-Other Miscellaneous | | $35,433.00 | ($35,433.00) |
| **Total Operation** | | | **$35,433.00** | **($35,433.00)** |
| **Net Contribution (use) of Unallocated General: YT5521** | | **$113,373,570.00** | **$35,433.00** | **$113,338,137.00** |

Report Package: Operating Ledger
report created by: Cats

Dec 4, 2007 3:40:50 PM

# BUDGET REPORT

Organization: 291030
Instructionl&Gen Fee Ugrad-Gen Univ

Report Name: Budget Report by Account

Fiscal Year: 2007-08

| ACCOUNT | ACCOUNT_DESC | Revenue Dollars | Expense Dollars | Net Contribution |
|---|---|---|---|---|
| 501007 | Undergraduate I&G Fees Summer | $6,862,204.00 | | $6,862,204.00 |
| 501010 | Undergraduate I&G Fees Fall | $27,748,289.00 | | $27,748,289.00 |
| 501020 | Undergraduate I&G Fees Winter | $26,456,705.00 | | $26,456,705.00 |
| 501030 | Undergraduate I&G Fees Spring | $24,778,607.00 | | $24,778,607.00 |
| Total Revenue | | $85,845,805.00 | | $85,845,805.00 |
| Net Contribution (use) of Unallocated General: 291030 | | $85,845,805.00 | | $85,845,805.00 |

Report Package: Operating Ledger
report created by: Cats

Dec 4, 2007 3:42:57 PM

# BUDGET REPORT

Organization: 291031
Instructionl &Gen Fee Grad-Gen Univ

Report Name: Budget Report by Account

Fiscal Year: 2007-08

| ACCOUNT | ACCOUNT_DESC | Revenue Dollars | Expense Dollars | Net Contribution |
|---|---|---|---|---|
| 501107 | Masters I&G Fees Summer | $4,594,128.00 | | $4,594,128.00 |
| 501110 | Masters I&G Fees Fall | $6,673,149.00 | | $6,673,149.00 |
| 501120 | Masters I&G Fees Winter | $6,907,124.00 | | $6,907,124.00 |
| 501130 | Masters I&G Fees Spring | $6,550,525.00 | | $6,550,525.00 |
| Total Revenue | | **$24,724,926.00** | | **$24,724,926.00** |
| 777000 | Budget Pool-Other Miscellaneous | | $35,433.00 | ($35,433.00) |
| Total Operation | | | **$35,433.00** | **($35,433.00)** |
| Net Contribution (use) of Unallocated General: 291031 | | **$24,724,926.00** | **$35,433.00** | **$24,689,493.00** |

Report Package: Operating Ledger
report created by: Cats

Dec 4, 2007 3:42:57 PM

# BUDGET REPORT

Organization: 291032
China Executive MBA Prog-RSCOB

Report Name: Budget Report by Account

Fiscal Year: 2007-08

| ACCOUNT | ACCOUNT_DESC | Revenue Dollars | Expense Dollars | Net Contribution |
|---|---|---|---|---|
| 501107 | Masters I&G Fees Summer | $87,597.00 | | $87,597.00 |
| 501110 | Masters I&G Fees Fall | $362,062.00 | | $362,062.00 |
| 501120 | Masters I&G Fees Winter | $274,375.00 | | $274,375.00 |
| 501130 | Masters I&G Fees Spring | $274,375.00 | | $274,375.00 |
| Total Revenue | | $998,409.00 | | $998,409.00 |
| Net Contribution (use) of Unallocated General: 291032 | | $998,409.00 | | $998,409.00 |

Report Package: Operating Ledger
report created by: Cats

Dec 4, 2007 3:42:57 PM

# BUDGET REPORT

Organization: 291033
Instructionl&Gen Fee Grad-SOPP

Report Name: Budget Report by Account

Fiscal Year: 2007-08

| ACCOUNT | ACCOUNT_DESC | Revenue Dollars | Expense Dollars | Net Contribution |
|---|---|---|---|---|
| 501210 | Doctoral I&G Fees Fall | $408,311.00 | | $408,311.00 |
| 501220 | Doctoral I&G Fees Winter | $461,104.00 | | $461,104.00 |
| 501230 | Doctoral I&G Fees Spring | $463,405.00 | | $463,405.00 |
| 501255 | Doctoral I&G Fees Summer | $471,610.00 | | $471,610.00 |
| Total Revenue | | $1,804,430.00 | | $1,804,430.00 |
| Net Contribution (use) of Unallocated General: 291033 | | $1,804,430.00 | | $1,804,430.00 |

Report Package: Operating Ledger
report created by: Cats

Dec 4, 2007 3:42:57 PM

# BUDGET REPORT

Organization: YT5522
Main Campus 75/25 Split

Report Name: Budget Report by Account

Fiscal Year: 2007-08

| ACCOUNT | ACCOUNT_DESC | Revenue Dollars | Expense Dollars | Net Contribution |
|---|---|---|---|---|
| 501007 | Undergraduate I&G Fees Summer | $11,058.00 | | $11,058.00 |
| 501010 | Undergraduate I&G Fees Fall | $10,953.00 | | $10,953.00 |
| 501020 | Undergraduate I&G Fees Winter | $29,113.00 | | $29,113.00 |
| 501030 | Undergraduate I&G Fees Spring | $14,046.00 | | $14,046.00 |
| 501107 | Masters I&G Fees Summer | $346,877.00 | | $346,877.00 |
| 501110 | Masters I&G Fees Fall | $359,423.00 | | $359,423.00 |
| 501120 | Masters I&G Fees Winter | $295,910.00 | | $295,910.00 |
| 501130 | Masters I&G Fees Spring | $218,501.00 | | $218,501.00 |
| Total Revenue | | $1,285,881.00 | | $1,285,881.00 |
| Net Contribution (use) of Unallocated General: YT5522 | | $1,285,881.00 | | $1,285,881.00 |

Report Package: Operating Ledger
report created by: Cats

Dec 4, 2007 3:40:50 PM

# BUDGET REPORT

Organization: 291036

Report Name: Budget Report by Account

Education Credit Workshops-Graduate

Fiscal Year: 2007-08

| ACCOUNT | ACCOUNT_DESC | Revenue Dollars | Expense Dollars | Net Contribution |
|---|---|---|---|---|
| 501107 | Masters I&G Fees Summer | $138,840.00 | | $138,840.00 |
| 501110 | Masters I&G Fees Fall | $87,666.00 | | $87,666.00 |
| 501120 | Masters I&G Fees Winter | $73,883.00 | | $73,883.00 |
| 501130 | Masters I&G Fees Spring | $80,888.00 | | $80,888.00 |
| Total Revenue | | $381,277.00 | | $381,277.00 |
| Net Contribution (use) of Unallocated General: 291036 | | $381,277.00 | | $381,277.00 |

Report Package: Operating Ledger

report created by: Cats

Dec 4, 2007 3:42:57 PM

# BUDGET REPORT

Organization: 291037

Report Name: Budget Report by Account

Education Credit Workshop-Undergrad

Fiscal Year: 2007-08

| ACCOUNT | ACCOUNT_DESC | Revenue Dollars | Expense Dollars | Net Contribution |
|---|---|---|---|---|
| 501007 | Undergraduate I&G Fees Summer | $2,167.00 | | $2,167.00 |
| 501010 | Undergraduate I&G Fees Fall | $878.00 | | $878.00 |
| Total Revenue | | **$3,045.00** | | **$3,045.00** |
| Net Contribution (use) of Unallocated General: 291037 | | **$3,045.00** | | **$3,045.00** |

Report Package: Operating Ledger

report created by: Cats

Dec 4, 2007 3:42:57 PM

# BUDGET REPORT

Organization: 291038
CONH-Offcampus RN/BSN Program

Report Name: Budget Report by Account

Fiscal Year: 2007-08

| ACCOUNT | ACCOUNT_DESC | Revenue Dollars | Expense Dollars | Net Contribution |
|---|---|---|---|---|
| 501007 | Undergraduate I&G Fees Summer | $8,891.00 | | $8,891.00 |
| 501010 | Undergraduate I&G Fees Fall | $10,075.00 | | $10,075.00 |
| 501020 | Undergraduate I&G Fees Winter | $29,113.00 | | $29,113.00 |
| 501030 | Undergraduate I&G Fees Spring | $14,046.00 | | $14,046.00 |
| Total Revenue | | **$62,125.00** | | **$62,125.00** |
| Net Contribution (use) of Unallocated General: 291038 | | **$62,125.00** | | **$62,125.00** |

Report Package: Operating Ledger
report created by: Cats

Dec 4, 2007 3:42:57 PM

# BUDGET REPORT

Organization: 291039

Center on Economic Education-Grad

Report Name: Budget Report by Account

Fiscal Year: 2007-08

| ACCOUNT | ACCOUNT_DESC | Revenue Dollars | Expense Dollars | Net Contribution |
|---|---|---|---|---|
| 501107 | Masters I&G Fees Summer | $26,954.00 | | $26,954.00 |
| 501110 | Masters I&G Fees Fall | $21,671.00 | | $21,671.00 |
| 501120 | Masters I&G Fees Winter | $17,542.00 | | $17,542.00 |
| 501130 | Masters I&G Fees Spring | $12,683.00 | | $12,683.00 |
| Total Revenue | | **$78,850.00** | | **$78,850.00** |
| Net Contribution (use) of Unallocated General: 291039 | | **$78,850.00** | | **$78,850.00** |

Report Package: Operating Ledger

report created by: Cats

Dec 4, 2007 3:42:57 PM

# BUDGET REPORT

Organization: 291041
Masters-Rehabilitation Counseling

Report Name: Budget Report by Account

Fiscal Year: 2007-08

| ACCOUNT | ACCOUNT_DESC | Revenue Dollars | Expense Dollars | Net Contribution |
|---|---|---|---|---|
| 501107 | Masters I&G Fees Summer | $5,887.00 | | $5,887.00 |
| 501110 | Masters I&G Fees Fall | $36,065.00 | | $36,065.00 |
| 501120 | Masters I&G Fees Winter | $34,886.00 | | $34,886.00 |
| 501130 | Masters I&G Fees Spring | $44,315.00 | | $44,315.00 |
| Total Revenue | | **$121,153.00** | | **$121,153.00** |
| Net Contribution (use) of Unallocated General: 291041 | | **$121,153.00** | | **$121,153.00** |

Report Package: Operating Ledger
report created by: Cats

Dec 4, 2007 3:42:57 PM

# BUDGET REPORT

Organization: 291044

Masters in Special Educ-Greenfield

Report Name: Budget Report by Account

Fiscal Year: 2007-08

| ACCOUNT | ACCOUNT_DESC | Revenue Dollars | Expense Dollars | Net Contribution |
|---|---|---|---|---|
| 501107 | Masters I&G Fees Summer | $43,328.00 | | $43,328.00 |
| 501110 | Masters I&G Fees Fall | $35,829.00 | | $35,829.00 |
| 501120 | Masters I&G Fees Winter | $45,140.00 | | $45,140.00 |
| 501130 | Masters I&G Fees Spring | $44,786.00 | | $44,786.00 |
| Total Revenue | | $169,083.00 | | $169,083.00 |
| Net Contribution (use) of Unallocated General: 291044 | | $169,083.00 | | $169,083.00 |

Report Package: Operating Ledger

report created by: Cats

Dec 4, 2007 3:42:57 PM

# BUDGET REPORT

Organization: 291045
Teacher Leader-Marysville

Report Name: Budget Report by Account

Fiscal Year: 2007-08

| ACCOUNT | ACCOUNT_DESC | Revenue Dollars | Expense Dollars | Net Contribution |
|---|---|---|---|---|
| 501107 | Masters I&G Fees Summer | $23,548.00 | | $23,548.00 |
| Total Revenue | | **$23,548.00** | | **$23,548.00** |
| Net Contribution (use) of Unallocated General: 291045 | | **$23,548.00** | | **$23,548.00** |

Report Package: Operating Ledger
report created by: Cats

Dec 4, 2007 3:42:57 PM

# BUDGET REPORT

Organization: 291046
Teacher Leader-Clermont County

Report Name: Budget Report by Account

Fiscal Year: 2007-08

| ACCOUNT | ACCOUNT_DESC | Revenue Dollars | Expense Dollars | Net Contribution |
|---|---|---|---|---|
| 501107 | Masters I&G Fees Summer | $12,245.00 | | $12,245.00 |
| Total Revenue | | **$12,245.00** | | **$12,245.00** |
| Net Contribution (use) of Unallocated General: 291046 | | **$12,245.00** | | **$12,245.00** |

Report Package: Operating Ledger
report created by: Cats

Dec 4, 2007 3:42:57 PM

# BUDGET REPORT

Organization: 291047
Teacher Leader-Lakota

Report Name: Budget Report by Account

Fiscal Year: 2007-08

| ACCOUNT | ACCOUNT_DESC | Revenue Dollars | Expense Dollars | Net Contribution |
|---|---|---|---|---|
| 501107 | Masters I&G Fees Summer | $23,548.00 | | $23,548.00 |
| 501110 | Masters I&G Fees Fall | $22,629.00 | | $22,629.00 |
| 501120 | Masters I&G Fees Winter | $23,572.00 | | $23,572.00 |
| Total Revenue | | **$69,749.00** | | **$69,749.00** |
| Net Contribution (use) of Unallocated General: 291047 | | **$69,749.00** | | **$69,749.00** |

Report Package: Operating Ledger
report created by: Cats

Dec 4, 2007 3:42:57 PM

# BUDGET REPORT

Organization: 291048
MS Logistics

Report Name: Budget Report by Account

Fiscal Year: 2007-08

| ACCOUNT | ACCOUNT_DESC | Revenue Dollars | Expense Dollars | Net Contribution |
|---|---|---|---|---|
| 501107 | Masters I&G Fees Summer | $39,560.00 | | $39,560.00 |
| 501110 | Masters I&G Fees Fall | $39,601.00 | | $39,601.00 |
| Total Revenue | | **$79,161.00** | | **$79,161.00** |
| Net Contribution (use) of Unallocated General: 291048 | | **$79,161.00** | | **$79,161.00** |

Report Package: Operating Ledger
report created by: Cats

Dec 4, 2007 3:42:57 PM

# BUDGET REPORT

Organization: 291059
Teacher Leader-Fairfield

Report Name: Budget Report by Account

Fiscal Year: 2007-08

| ACCOUNT | ACCOUNT_DESC | Revenue Dollars | Expense Dollars | Net Contribution |
|---|---|---|---|---|
| 501110 | Masters I&G Fees Fall | $11,303.00 | | $11,303.00 |
| Total Revenue | | **$11,303.00** | | **$11,303.00** |
| Net Contribution (use) of Unallocated General: 291059 | | **$11,303.00** | | **$11,303.00** |

Report Package: Operating Ledger
report created by: Cats

Dec 4, 2007 3:42:57 PM

# BUDGET REPORT

Organization: 291060
Teacher Leader-Milford

Report Name: Budget Report by Account

Fiscal Year: 2007-08

| ACCOUNT | ACCOUNT_DESC | Revenue Dollars | Expense Dollars | Net Contribution |
|---|---|---|---|---|
| 501107 | Masters I&G Fees Summer | $18,838.00 | | $18,838.00 |
| 501110 | Masters I&G Fees Fall | $22,629.00 | | $22,629.00 |
| 501120 | Masters I&G Fees Winter | $21,686.00 | | $21,686.00 |
| 501130 | Masters I&G Fees Spring | $19,800.00 | | $19,800.00 |
| Total Revenue | | **$82,953.00** | | **$82,953.00** |
| Net Contribution (use) of Unallocated General: 291060 | | **$82,953.00** | | **$82,953.00** |

Report Package: Operating Ledger
report created by: Cats

Dec 4, 2007 3:42:57 PM

# BUDGET REPORT

Organization: 291061
Teacher Leader-West Milton

Report Name: Budget Report by Account

Fiscal Year: 2007-08

| ACCOUNT | ACCOUNT_DESC | Revenue Dollars | Expense Dollars | Net Contribution |
|---|---|---|---|---|
| 501107 | Masters I&G Fees Summer | $14,129.00 | | $14,129.00 |
| 501110 | Masters I&G Fees Fall | $14,143.00 | | $14,143.00 |
| 501120 | Masters I&G Fees Winter | $13,200.00 | | $13,200.00 |
| 501130 | Masters I&G Fees Spring | $16,029.00 | | $16,029.00 |
| Total Revenue | | **$57,501.00** | | **$57,501.00** |
| Net Contribution (use) of Unallocated General: 291061 | | **$57,501.00** | | **$57,501.00** |

Report Package: Operating Ledger
report created by: Cats

Dec 4, 2007 3:42:57 PM

# BUDGET REPORT

Organization: 291062
Teacher Leader-Dayton

Report Name: Budget Report by Account

Fiscal Year: 2007-08

| ACCOUNT | ACCOUNT_DESC | Revenue Dollars | Expense Dollars | Net Contribution |
|---|---|---|---|---|
| 501110 | Masters I&G Fees Fall | $22,629.00 | | $22,629.00 |
| 501120 | Masters I&G Fees Winter | $24,515.00 | | $24,515.00 |
| Total Revenue | | **$47,144.00** | | **$47,144.00** |
| Net Contribution (use) of Unallocated General: 291062 | | **$47,144.00** | | **$47,144.00** |

Report Package: Operating Ledger
report created by: Cats

Dec 4, 2007 3:42:57 PM

# BUDGET REPORT

Organization: 291063
Teacher Leader-Online Cohort

Report Name: Budget Report by Account

Fiscal Year: 2007-08

| ACCOUNT | ACCOUNT_DESC | Revenue Dollars | Expense Dollars | Net Contribution |
|---|---|---|---|---|
| 501110 | Masters I&G Fees Fall | $16,029.00 | | $16,029.00 |
| 501120 | Masters I&G Fees Winter | $21,686.00 | | $21,686.00 |
| Total Revenue | | **$37,715.00** | | **$37,715.00** |
| Net Contribution (use) of Unallocated General: 291063 | | **$37,715.00** | | **$37,715.00** |

Report Package: Operating Ledger
report created by: Cats

Dec 4, 2007 3:42:57 PM

# BUDGET REPORT

Organization: 291064
Teacher Leader-Miamisburg

Report Name: Budget Report by Account

Fiscal Year: 2007-08

| ACCOUNT | ACCOUNT_DESC | Revenue Dollars | Expense Dollars | Net Contribution |
|---|---|---|---|---|
| 501110 | Masters I&G Fees Fall | $29,229.00 | | $29,229.00 |
| 501120 | Masters I&G Fees Winter | $19,800.00 | | $19,800.00 |
| Total Revenue | | **$49,029.00** | | **$49,029.00** |
| Net Contribution (use) of Unallocated General: 291064 | | **$49,029.00** | | **$49,029.00** |

Report Package: Operating Ledger
report created by: Cats

Dec 4, 2007 3:42:57 PM

# BUDGET REPORT

Organization: YT5523
Tuition Revenue

Report Name: Budget Report by Account

Fiscal Year: 2007-08

| ACCOUNT | ACCOUNT_DESC | Revenue Dollars | Expense Dollars | Net Contribution |
|---|---|---|---|---|
| 501300 | Tuition-Undergraduate Summer | $153,000.00 | | $153,000.00 |
| 501310 | Tuition-Undergraduate Fall | $665,000.00 | | $665,000.00 |
| 501320 | Tuition-Undergraduate Winter | $615,000.00 | | $615,000.00 |
| 501330 | Tuition-Undergraduate Spring | $560,000.00 | | $560,000.00 |
| 501400 | Tuition-Masters Summer | $456,000.00 | | $456,000.00 |
| 501410 | Tuition-Masters Fall | $790,000.00 | | $790,000.00 |
| 501420 | Tuition-Masters Winter | $790,000.00 | | $790,000.00 |
| 501430 | Tuition-Masters Spring | $910,000.00 | | $910,000.00 |
| Total Revenue | | $4,939,000.00 | | $4,939,000.00 |
| Net Contribution (use) of Unallocated General: YT5523 | | $4,939,000.00 | | $4,939,000.00 |

Report Package: Operating Ledger
report created by: Cats

Dec 4, 2007 3:40:50 PM

# BUDGET REPORT

Organization: 291050
Non-Resident Surcharge-Gen Univ

Report Name: Budget Report by Account

Fiscal Year: 2007-08

| ACCOUNT | ACCOUNT_DESC | Revenue Dollars | Expense Dollars | Net Contribution |
|---|---|---|---|---|
| 501300 | Tuition-Undergraduate Summer | $153,000.00 | | $153,000.00 |
| 501310 | Tuition-Undergraduate Fall | $665,000.00 | | $665,000.00 |
| 501320 | Tuition-Undergraduate Winter | $615,000.00 | | $615,000.00 |
| 501330 | Tuition-Undergraduate Spring | $560,000.00 | | $560,000.00 |
| 501400 | Tuition-Masters Summer | $456,000.00 | | $456,000.00 |
| 501410 | Tuition-Masters Fall | $790,000.00 | | $790,000.00 |
| 501420 | Tuition-Masters Winter | $790,000.00 | | $790,000.00 |
| 501430 | Tuition-Masters Spring | $910,000.00 | | $910,000.00 |
| Total Revenue | | $4,939,000.00 | | $4,939,000.00 |
| Net Contribution (use) of Unallocated General: 291050 | | $4,939,000.00 | | $4,939,000.00 |

Report Package: Operating Ledger
report created by: Cats

Dec 4, 2007 3:42:57 PM

# BUDGET REPORT

Organization: YT5524
Other Student Charges

Report Name: Budget Report by Account

Fiscal Year: 2007-08

| ACCOUNT | ACCOUNT_DESC | Revenue Dollars | Expense Dollars | Net Contribution |
|---|---|---|---|---|
| 501600 | Application Fee-Undergrad | $200,000.00 | | $200,000.00 |
| 501610 | Application Fee-Masters | $65,000.00 | | $65,000.00 |
| 501800 | Registration Fees | $85,000.00 | | $85,000.00 |
| 502150 | Graduation Fees | $103,000.00 | | $103,000.00 |
| 502250 | Testing Fees | $15,000.00 | | $15,000.00 |
| 502270 | Transcripts | $110,000.00 | | $110,000.00 |
| 502320 | Student Fines | $322,500.00 | | $322,500.00 |
| 505250 | Departmental Sales & Service | $220,000.00 | | $220,000.00 |
| Total Revenue | | $1,120,500.00 | | $1,120,500.00 |
| Net Contribution (use) of Unallocated General: YT5524 | | $1,120,500.00 | | $1,120,500.00 |

Report Package: Operating Ledger
report created by: Cats

Dec 4, 2007 3:40:50 PM

# BUDGET REPORT

Organization: 291051
Application Fee-General University

Report Name: Budget Report by Account

Fiscal Year: 2007-08

| ACCOUNT | ACCOUNT_DESC | Revenue Dollars | Expense Dollars | Net Contribution |
|---|---|---|---|---|
| 501600 | Application Fee-Undergrad | $200,000.00 | | $200,000.00 |
| 501610 | Application Fee-Masters | $65,000.00 | | $65,000.00 |
| Total Revenue | | **$265,000.00** | | **$265,000.00** |
| Net Contribution (use) of Unallocated General: 291051 | | **$265,000.00** | | **$265,000.00** |

Report Package: Operating Ledger
report created by: Cats

Dec 4, 2007 3:42:57 PM

# BUDGET REPORT

Organization: 291052

Report Name: Budget Report by Account

Late Registratn/Paymt Fees-Gen Univ

Fiscal Year: 2007-08

| ACCOUNT | ACCOUNT_DESC | Revenue Dollars | Expense Dollars | Net Contribution |
|---|---|---|---|---|
| 501800 | Registration Fees | $85,000.00 | | $85,000.00 |
| 502320 | Student Fines | $250,000.00 | | $250,000.00 |
| Total Revenue | | **$335,000.00** | | **$335,000.00** |
| Net Contribution (use) of Unallocated General: 291052 | | **$335,000.00** | | **$335,000.00** |

Report Package: Operating Ledger

report created by: Cats

Dec 4, 2007 3:42:57 PM

# BUDGET REPORT

Organization: 291053
Proficiency Test Fee-Gen Univ

Report Name: Budget Report by Account

Fiscal Year: 2007-08

| ACCOUNT | ACCOUNT_DESC | Revenue Dollars | Expense Dollars | Net Contribution |
|---|---|---|---|---|
| 502250 | Testing Fees | $15,000.00 | | $15,000.00 |
| Total Revenue | | **$15,000.00** | | **$15,000.00** |
| Net Contribution (use) of Unallocated General: 291053 | | **$15,000.00** | | **$15,000.00** |

Report Package: Operating Ledger
report created by: Cats

Dec 4, 2007 3:42:57 PM

# BUDGET REPORT

Organization: 291054
Transcripts-General University

Report Name: Budget Report by Account

Fiscal Year: 2007-08

| ACCOUNT | ACCOUNT_DESC | Revenue Dollars | Expense Dollars | Net Contribution |
|---|---|---|---|---|
| 502270 | Transcripts | $110,000.00 | | $110,000.00 |
| Total Revenue | | **$110,000.00** | | **$110,000.00** |
| Net Contribution (use) of Unallocated General: 291054 | | **$110,000.00** | | **$110,000.00** |

Report Package: Operating Ledger
report created by: Cats

Dec 4, 2007 3:42:57 PM

# BUDGET REPORT

Organization: 291055
Returned Check Charge-Gen Univ

Report Name: Budget Report by Account

Fiscal Year: 2007-08

| ACCOUNT | ACCOUNT_DESC | Revenue Dollars | Expense Dollars | Net Contribution |
|---|---|---|---|---|
| 502320 | Student Fines | $2,500.00 | | $2,500.00 |
| Total Revenue | | **$2,500.00** | | **$2,500.00** |
| Net Contribution (use) of Unallocated General: 291055 | | **$2,500.00** | | **$2,500.00** |

Report Package: Operating Ledger
report created by: Cats

Dec 4, 2007 3:42:57 PM

# BUDGET REPORT

Organization: 291057
Commencement Income

Report Name: Budget Report by Account

Fiscal Year: 2007-08

| ACCOUNT | ACCOUNT_DESC | Revenue Dollars | Expense Dollars | Net Contribution |
|---|---|---|---|---|
| 502150 | Graduation Fees | $103,000.00 | | $103,000.00 |
| Total Revenue | | **$103,000.00** | | **$103,000.00** |
| Net Contribution (use) of Unallocated General: 291057 | | **$103,000.00** | | **$103,000.00** |

Report Package: Operating Ledger
report created by: Cats

Dec 4, 2007 3:42:57 PM

# BUDGET REPORT

Organization: 291058

Report Name: Budget Report by Account

Bursar-Student Installmt Paymt Plan

Fiscal Year: 2007-08

| ACCOUNT | ACCOUNT_DESC | Revenue Dollars | Expense Dollars | Net Contribution |
|---|---|---|---|---|
| 502320 | Student Fines | $70,000.00 | | $70,000.00 |
| 505250 | Departmental Sales & Service | $220,000.00 | | $220,000.00 |
| Total Revenue | | **$290,000.00** | | **$290,000.00** |
| Net Contribution (use) of Unallocated General: 291058 | | **$290,000.00** | | **$290,000.00** |

Report Package: Operating Ledger
report created by: Cats

Dec 4, 2007 3:42:57 PM

# BUDGET REPORT

Organization: YT553

Report Name: Budget Report by Account

Other Institutional Revenue-Other

Fiscal Year: 2007-08

| ACCOUNT | ACCOUNT_DESC | Revenue Dollars | Expense Dollars | Net Contribution |
|---|---|---|---|---|
| 500100 | State Share of Instruction | $2,086,371.00 | | $2,086,371.00 |
| 500400 | Clinical Teaching Subsidy | $140,518.00 | | $140,518.00 |
| 501500 | Tuition-Doctoral Summer | $47,000.00 | | $47,000.00 |
| 501510 | Tuition-Doctoral Fall | $47,000.00 | | $47,000.00 |
| 501520 | Tuition-Doctoral Winter | $47,000.00 | | $47,000.00 |
| 501530 | Tuition-Doctoral Spring | $177,000.00 | | $177,000.00 |
| 504000 | Facilities & Admin-Federal-Research | $2,000,000.00 | | $2,000,000.00 |
| 504250 | Facilities & Admin-State-Research | $200,000.00 | | $200,000.00 |
| 504500 | Facilities & Admin-Local-Research | $20,000.00 | | $20,000.00 |
| 504750 | Facilities & Admin-Nongovt-Research | $300,000.00 | | $300,000.00 |
| 507000 | Administrative Fees | $654,147.00 | | $654,147.00 |
| 507450 | Rental Income | $26,508.00 | | $26,508.00 |
| Total Revenue | | $5,745,544.00 | | $5,745,544.00 |
| Net Contribution (use) of Unallocated General: YT553 | | $5,745,544.00 | | $5,745,544.00 |

Report Package: Operating Ledger

report created by: Cats

Dec 4, 2007 3:39:05 PM

# BUDGET REPORT

Organization: YT5531

Report Name: Budget Report by Account

## Facilities & Administrative Revenue

Fiscal Year: 2007-08

| ACCOUNT | ACCOUNT_DESC | Revenue Dollars | Expense Dollars | Net Contribution |
|---|---|---|---|---|
| 504000 | Facilities & Admin-Federal-Research | $2,000,000.00 | | $2,000,000.00 |
| 504250 | Facilities & Admin-State-Research | $200,000.00 | | $200,000.00 |
| 504500 | Facilities & Admin-Local-Research | $20,000.00 | | $20,000.00 |
| 504750 | Facilities & Admin-Nongovt-Research | $300,000.00 | | $300,000.00 |
| Total Revenue | | $2,520,000.00 | | $2,520,000.00 |
| Net Contribution (use) of Unallocated General: YT5531 | | $2,520,000.00 | | $2,520,000.00 |

Report Package: Operating Ledger
report created by: Cats

Dec 4, 2007 3:40:50 PM

# BUDGET REPORT

Organization: 291200
Grant & Contract Income

Report Name: Budget Report by Account

Fiscal Year: 2007-08

| ACCOUNT | ACCOUNT_DESC | Revenue Dollars | Expense Dollars | Net Contribution |
|---|---|---|---|---|
| 504000 | Facilities & Admin-Federal-Research | $2,000,000.00 | | $2,000,000.00 |
| 504250 | Facilities & Admin-State-Research | $200,000.00 | | $200,000.00 |
| 504500 | Facilities & Admin-Local-Research | $20,000.00 | | $20,000.00 |
| 504750 | Facilities & Admin-Nongovt-Research | $300,000.00 | | $300,000.00 |
| Total Revenue | | **$2,520,000.00** | | **$2,520,000.00** |
| Net Contribution (use) of Unallocated General: 291200 | | **$2,520,000.00** | | **$2,520,000.00** |

Report Package: Operating Ledger
report created by: Cats

Dec 4, 2007 3:42:57 PM

# BUDGET REPORT

Organization: YT5532

Report Name: Budget Report by Account

Other Institutional Revenue-Misc

Fiscal Year: 2007-08

| ACCOUNT | ACCOUNT_DESC | Revenue Dollars | Expense Dollars | Net Contribution |
|---|---|---|---|---|
| 500100 | State Share of Instruction | $2,086,371.00 | | $2,086,371.00 |
| 500400 | Clinical Teaching Subsidy | $140,518.00 | | $140,518.00 |
| 501500 | Tuition-Doctoral Summer | $47,000.00 | | $47,000.00 |
| 501510 | Tuition-Doctoral Fall | $47,000.00 | | $47,000.00 |
| 501520 | Tuition-Doctoral Winter | $47,000.00 | | $47,000.00 |
| 501530 | Tuition-Doctoral Spring | $177,000.00 | | $177,000.00 |
| 507000 | Administrative Fees | $654,147.00 | | $654,147.00 |
| 507450 | Rental Income | $26,508.00 | | $26,508.00 |
| Total Revenue | | $3,225,544.00 | | $3,225,544.00 |
| Net Contribution (use) of Unallocated General: YT5532 | | $3,225,544.00 | | $3,225,544.00 |

Report Package: Operating Ledger
report created by: Cats

Dec 4, 2007 3:40:50 PM

# BUDGET REPORT

Organization: 291201
Service Charges-Loan Fund

Report Name: Budget Report by Account

Fiscal Year: 2007-08

| ACCOUNT | ACCOUNT_DESC | Revenue Dollars | Expense Dollars | Net Contribution |
|---|---|---|---|---|
| 507000 | Administrative Fees | $5,000.00 | | $5,000.00 |
| Total Revenue | | **$5,000.00** | | **$5,000.00** |
| Net Contribution (use) of Unallocated General: 291201 | | **$5,000.00** | | **$5,000.00** |

Report Package: Operating Ledger
report created by: Cats

Dec 4, 2007 3:42:57 PM

# BUDGET REPORT

Organization: 291202

Report Name: Budget Report by Account

Administrative Fees-Governmt Agency

Fiscal Year: 2007-08

| ACCOUNT | ACCOUNT_DESC | Revenue Dollars | Expense Dollars | Net Contribution |
|---|---|---|---|---|
| 507000 | Administrative Fees | $15,000.00 | | $15,000.00 |
| Total Revenue | | **$15,000.00** | | **$15,000.00** |
| Net Contribution (use) of Unallocated General: 291202 | | **$15,000.00** | | **$15,000.00** |

Report Package: Operating Ledger

report created by: Cats

Dec 4, 2007 3:42:57 PM

# BUDGET REPORT

Organization: 291203

Design Income from State of Ohio

Report Name: Budget Report by Account

Fiscal Year: 2007-08

| ACCOUNT | ACCOUNT_DESC | Revenue Dollars | Expense Dollars | Net Contribution |
|---|---|---|---|---|
| 507000 | Administrative Fees | $252,747.00 | | $252,747.00 |
| Total Revenue | | **$252,747.00** | | **$252,747.00** |
| Net Contribution (use) of Unallocated General: 291203 | | **$252,747.00** | | **$252,747.00** |

Report Package: Operating Ledger

report created by: Cats

Dec 4, 2007 3:42:57 PM

# BUDGET REPORT

Organization: 291204
Administrative Fees-Other

Report Name: Budget Report by Account

Fiscal Year: 2007-08

| ACCOUNT | ACCOUNT_DESC | Revenue Dollars | Expense Dollars | Net Contribution |
|---|---|---|---|---|
| 507000 | Administrative Fees | $381,400.00 | | $381,400.00 |
| Total Revenue | | **$381,400.00** | | **$381,400.00** |
| Net Contribution (use) of Unallocated General: 291204 | | **$381,400.00** | | **$381,400.00** |

Report Package: Operating Ledger
report created by: Cats

Dec 4, 2007 3:42:57 PM

# BUDGET REPORT

Organization: 291209
Rental Income-Mini University

Report Name: Budget Report by Account

Fiscal Year: 2007-08

| ACCOUNT | ACCOUNT_DESC | Revenue Dollars | Expense Dollars | Net Contribution |
|---|---|---|---|---|
| 507450 | Rental Income | $26,508.00 | | $26,508.00 |
| Total Revenue | | **$26,508.00** | | **$26,508.00** |
| Net Contribution (use) of Unallocated General: 291209 | | **$26,508.00** | | **$26,508.00** |

Report Package: Operating Ledger
report created by: Cats

Dec 4, 2007 3:42:57 PM

# BUDGET REPORT

Organization: 291215
SOPP Income

Report Name: Budget Report by Account

Fiscal Year: 2007-08

| ACCOUNT | ACCOUNT_DESC | Revenue Dollars | Expense Dollars | Net Contribution |
|---|---|---|---|---|
| 500100 | State Share of Instruction | $2,086,371.00 | | $2,086,371.00 |
| 500400 | Clinical Teaching Subsidy | $140,518.00 | | $140,518.00 |
| 501500 | Tuition-Doctoral Summer | $47,000.00 | | $47,000.00 |
| 501510 | Tuition-Doctoral Fall | $47,000.00 | | $47,000.00 |
| 501520 | Tuition-Doctoral Winter | $47,000.00 | | $47,000.00 |
| 501530 | Tuition-Doctoral Spring | $177,000.00 | | $177,000.00 |
| Total Revenue | | $2,544,889.00 | | $2,544,889.00 |
| Net Contribution (use) of Unallocated General: 291215 | | $2,544,889.00 | | $2,544,889.00 |

Report Package: Operating Ledger
report created by: Cats

Dec 4, 2007 3:42:57 PM

# BUDGET REPORT

Organization: YT554

Report Name: Budget Report by Account

Other Institut Revenue-Investmt Inc

Fiscal Year: 2007-08

| ACCOUNT | ACCOUNT_DESC | Revenue Dollars | Expense Dollars | Net Contribution |
|---|---|---|---|---|
| 507300 | Interest & Dividend Income | $7,207,525.00 | | $7,207,525.00 |
| Total Revenue | | **$7,207,525.00** | | **$7,207,525.00** |
| Net Contribution (use) of Unallocated General: YT554 | | **$7,207,525.00** | | **$7,207,525.00** |

Report Package: Operating Ledger

report created by: Cats

Dec 4, 2007 3:39:05 PM

# BUDGET REPORT

Organization: YT5545

Report Name: Budget Report by Account

Other Institut Revenue-Investmt Inc

Fiscal Year: 2007-08

| ACCOUNT | ACCOUNT_DESC | Revenue Dollars | Expense Dollars | Net Contribution |
|---|---|---|---|---|
| 507300 | Interest & Dividend Income | $7,207,525.00 | | $7,207,525.00 |
| Total Revenue | | **$7,207,525.00** | | **$7,207,525.00** |
| Net Contribution (use) of Unallocated General: YT5545 | | **$7,207,525.00** | | **$7,207,525.00** |

Report Package: Operating Ledger
report created by: Cats

Dec 4, 2007 3:40:50 PM

# BUDGET REPORT

Organization: 291300
Interest Income

Report Name: Budget Report by Account

Fiscal Year: 2007-08

| ACCOUNT | ACCOUNT_DESC | Revenue Dollars | Expense Dollars | Net Contribution |
|---|---|---|---|---|
| 507300 | Interest & Dividend Income | $6,471,525.00 | | $6,471,525.00 |
| Total Revenue | | **$6,471,525.00** | | **$6,471,525.00** |
| Net Contribution (use) of Unallocated General: 291300 | | **$6,471,525.00** | | **$6,471,525.00** |

Report Package: Operating Ledger
report created by: Cats

Dec 4, 2007 3:42:57 PM

# BUDGET REPORT

Organization: 291305

Interest Income - Bond Proceeds

Report Name: Budget Report by Account

Fiscal Year: 2007-08

| ACCOUNT | ACCOUNT_DESC | Revenue Dollars | Expense Dollars | Net Contribution |
|---|---|---|---|---|
| 507300 | Interest & Dividend Income | $736,000.00 | | $736,000.00 |
| Total Revenue | | **$736,000.00** | | **$736,000.00** |
| Net Contribution (use) of Unallocated General: 291305 | | **$736,000.00** | | **$736,000.00** |

Report Package: Operating Ledger

report created by: Cats

Dec 4, 2007 3:42:57 PM

# BUDGET REPORT

Organization: YT9
Other Institutional

Report Name: Budget Report by Account

Fiscal Year: 2007-08

| ACCOUNT | ACCOUNT_DESC | Revenue Dollars | Expense Dollars | Net Contribution |
|---|---|---|---|---|
| 611100 | Unclassified-Contract | | $5,198.04 | ($5,198.04) |
| 612000 | Classified-Budget Pool | | $3,000.00 | ($3,000.00) |
| 614000 | Faculty-Budget Pool | | $198.00 | ($198.00) |
| 616000 | Student Wages-Budget Pool | | $200,000.00 | ($200,000.00) |
| **Total Personnel Services** | | | **$208,396.04** | **($208,396.04)** |
| 621100 | Staff Benefits-Unclassified | | $1,996.05 | ($1,996.05) |
| 622100 | Staff Benefits-Classified/Exmt Hrly | | $1,395.00 | ($1,395.00) |
| 625700 | Fee Waiver-Employee Dependents | | $475,000.00 | ($475,000.00) |
| **Total Benefits** | | | **$478,391.05** | **($478,391.05)** |
| 717000 | Budget Pool-Contracted Services | | $511,752.20 | ($511,752.20) |
| 740000 | Budget Pool-Travel | | $1,200.00 | ($1,200.00) |
| 750000 | Budget Pool-Info & Communications | | $94,562.06 | ($94,562.06) |
| 773000 | Budget Pool-Scholarships&Fellowshps | | $9,262,954.39 | ($9,262,954.39) |
| 777000 | Budget Pool-Other Miscellaneous | | $11,108,023.26 | ($11,108,023.26) |
| **Total Operation** | | | **$20,978,491.91** | **($20,978,491.91)** |
| 878310 | Plant O&M Cost Allocatn Aux-Credit | | ($2,890,792.92) | $2,890,792.92 |
| 878710 | Indirect Costs Aux-Credit | | ($1,105,280.00) | $1,105,280.00 |
| 879310 | Plant O&M Cost Allocatn E&G-Credit | | ($2,650,634.92) | $2,650,634.92 |
| 879410 | Indirect Costs E&G-Credit | | ($2,348,095.00) | $2,348,095.00 |
| 879800 | Debt Payment-MT-Debit | | $2,997,762.69 | ($2,997,762.69) |
| 879840 | Renewal & Replacement-Debit | | $340,844.00 | ($340,844.00) |
| 879860 | Auxiliary Support/Trsf-Debit | | $11,221,582.44 | ($11,221,582.44) |
| **Total Transfers** | | | **$5,565,386.29** | **($5,565,386.29)** |
| **Net Contribution (use) of Unallocated General: YT9** | | | **$27,230,665.29** | **($27,230,665.29)** |

Report Package: Operating Ledger
report created by: Cats

Dec 4, 2007 3:17:30 PM

# BUDGET REPORT

Organization: YT95
Other Institutional

Report Name: Budget Report by Account

Fiscal Year: 2007-08

| ACCOUNT | ACCOUNT_DESC | Revenue Dollars | Expense Dollars | Net Contribution |
|---|---|---|---|---|
| 611100 | Unclassified-Contract | | $5,198.04 | ($5,198.04) |
| 612000 | Classified-Budget Pool | | $3,000.00 | ($3,000.00) |
| 614000 | Faculty-Budget Pool | | $198.00 | ($198.00) |
| 616000 | Student Wages-Budget Pool | | $200,000.00 | ($200,000.00) |
| **Total Personnel Services** | | | **$208,396.04** | **($208,396.04)** |
| 621100 | Staff Benefits-Unclassified | | $1,996.05 | ($1,996.05) |
| 622100 | Staff Benefits-Classified/Exmt Hrly | | $1,395.00 | ($1,395.00) |
| 625700 | Fee Waiver-Employee Dependents | | $475,000.00 | ($475,000.00) |
| **Total Benefits** | | | **$478,391.05** | **($478,391.05)** |
| 717000 | Budget Pool-Contracted Services | | $511,752.20 | ($511,752.20) |
| 740000 | Budget Pool-Travel | | $1,200.00 | ($1,200.00) |
| 750000 | Budget Pool-Info & Communications | | $94,562.06 | ($94,562.06) |
| 773000 | Budget Pool-Scholarships&Fellowshps | | $9,262,954.39 | ($9,262,954.39) |
| 777000 | Budget Pool-Other Miscellaneous | | $11,108,023.26 | ($11,108,023.26) |
| **Total Operation** | | | **$20,978,491.91** | **($20,978,491.91)** |
| 878310 | Plant O&M Cost Allocatn Aux-Credit | | ($2,890,792.92) | $2,890,792.92 |
| 878710 | Indirect Costs Aux-Credit | | ($1,105,280.00) | $1,105,280.00 |
| 879310 | Plant O&M Cost Allocatn E&G-Credit | | ($2,650,634.92) | $2,650,634.92 |
| 879410 | Indirect Costs E&G-Credit | | ($2,348,095.00) | $2,348,095.00 |
| 879800 | Debt Payment-MT-Debit | | $2,997,762.69 | ($2,997,762.69) |
| 879840 | Renewal & Replacement-Debit | | $340,844.00 | ($340,844.00) |
| 879860 | Auxiliary Support/Trsf-Debit | | $11,221,582.44 | ($11,221,582.44) |
| **Total Transfers** | | | **$5,565,386.29** | **($5,565,386.29)** |
| **Net Contribution (use) of Unallocated General: YT95** | | | **$27,230,665.29** | **($27,230,665.29)** |

Report Package: Operating Ledger
report created by: Cats

Dec 4, 2007 3:36:33 PM

# BUDGET REPORT

Organization: YT951
General Cost Recovery

Report Name: Budget Report by Account

Fiscal Year: 2007-08

| ACCOUNT | ACCOUNT_DESC | Revenue Dollars | Expense Dollars | Net Contribution |
|---|---|---|---|---|
| 878310 | Plant O&M Cost Allocatn Aux-Credit | | ($2,890,792.92) | $2,890,792.92 |
| 878710 | Indirect Costs Aux-Credit | | ($1,105,280.00) | $1,105,280.00 |
| 879310 | Plant O&M Cost Allocatn E&G-Credit | | ($2,650,634.92) | $2,650,634.92 |
| 879410 | Indirect Costs E&G-Credit | | ($2,348,095.00) | $2,348,095.00 |
| Total Transfers | | | **($8,994,802.84)** | **$8,994,802.84** |
| Net Contribution (use) of Unallocated General: YT951 | | | **($8,994,802.84)** | **$8,994,802.84** |

Report Package: Operating Ledger
report created by: Cats

Dec 4, 2007 3:39:05 PM

# BUDGET REPORT

Organization: YT9511

Report Name: Budget Report by Account

Academic Support Cost Recovery

Fiscal Year: 2007-08

| ACCOUNT | ACCOUNT_DESC | Revenue Dollars | Expense Dollars | Net Contribution |
|---|---|---|---|---|
| 878710 | Indirect Costs Aux-Credit | | ($37,322.00) | $37,322.00 |
| 879410 | Indirect Costs E&G-Credit | | ($477,227.00) | $477,227.00 |
| Total Transfers | | | **($514,549.00)** | **$514,549.00** |
| Net Contribution (use) of Unallocated General: YT9511 | | | **($514,549.00)** | **$514,549.00** |

Report Package: Operating Ledger
report created by: Cats

Dec 4, 2007 3:40:50 PM

# BUDGET REPORT

Organization: 291400

Report Name: Budget Report by Account

Academic Support Costs Charged-Lake

Fiscal Year: 2007-08

| ACCOUNT | ACCOUNT_DESC | Revenue Dollars | Expense Dollars | Net Contribution |
|---|---|---|---|---|
| 878710 | Indirect Costs Aux-Credit | | ($37,322.00) | $37,322.00 |
| Total Transfers | | | **($37,322.00)** | **$37,322.00** |
| Net Contribution (use) of Unallocated General: 291400 | | | **($37,322.00)** | **$37,322.00** |

Report Package: Operating Ledger

report created by: Cats

Dec 4, 2007 3:42:57 PM

# BUDGET REPORT

Organization: 291401

Report Name: Budget Report by Account

Academic Support Costs Charged-SOM

Fiscal Year: 2007-08

| ACCOUNT | ACCOUNT_DESC | Revenue Dollars | Expense Dollars | Net Contribution |
|---|---|---|---|---|
| 879410 | Indirect Costs E&G-Credit | | ($477,227.00) | $477,227.00 |
| Total Transfers | | | **($477,227.00)** | **$477,227.00** |
| Net Contribution (use) of Unallocated General: 291401 | | | **($477,227.00)** | **$477,227.00** |

Report Package: Operating Ledger

report created by: Cats

Dec 4, 2007 3:42:57 PM

# BUDGET REPORT

Organization: YT9512
Plant Cost Recovery

Report Name: Budget Report by Account

Fiscal Year: 2007-08

| ACCOUNT | ACCOUNT_DESC | Revenue Dollars | Expense Dollars | Net Contribution |
|---|---|---|---|---|
| 878310 | Plant O&M Cost Allocatn Aux-Credit | | ($2,890,792.92) | $2,890,792.92 |
| 879310 | Plant O&M Cost Allocatn E&G-Credit | | ($2,650,634.92) | $2,650,634.92 |
| Total Transfers | | | **($5,541,427.84)** | **$5,541,427.84** |
| Net Contribution (use) of Unallocated General: YT9512 | | | **($5,541,427.84)** | **$5,541,427.84** |

Report Package: Operating Ledger
report created by: Cats

Dec 4, 2007 3:40:50 PM

# BUDGET REPORT

Organization: 291402

Plant Costs Charged-Auxiliaries

Report Name: Budget Report by Account

Fiscal Year: 2007-08

| ACCOUNT | ACCOUNT_DESC | Revenue Dollars | Expense Dollars | Net Contribution |
|---|---|---|---|---|
| 878310 | Plant O&M Cost Allocatn Aux-Credit | | ($2,880,168.06) | $2,880,168.06 |
| Total Transfers | | | **($2,880,168.06)** | **$2,880,168.06** |
| Net Contribution (use) of Unallocated General: 291402 | | | **($2,880,168.06)** | **$2,880,168.06** |

Report Package: Operating Ledger

report created by: Cats

Dec 4, 2007 3:42:57 PM

# BUDGET REPORT

Organization: 291403
Plant Costs Charged-Lake

Report Name: Budget Report by Account

Fiscal Year: 2007-08

| ACCOUNT | ACCOUNT_DESC | Revenue Dollars | Expense Dollars | Net Contribution |
|---|---|---|---|---|
| 878310 | Plant O&M Cost Allocatn Aux-Credit | | ($10,624.86) | $10,624.86 |
| 879310 | Plant O&M Cost Allocatn E&G-Credit | | ($560,487.60) | $560,487.60 |
| Total Transfers | | | **($571,112.46)** | **$571,112.46** |
| Net Contribution (use) of Unallocated General: 291403 | | | **($571,112.46)** | **$571,112.46** |

Report Package: Operating Ledger
report created by: Cats

Dec 4, 2007 3:42:57 PM

# BUDGET REPORT

Organization: 291404

Plant Costs Charged-Internal

Report Name: Budget Report by Account

Fiscal Year: 2007-08

| ACCOUNT | ACCOUNT_DESC | Revenue Dollars | Expense Dollars | Net Contribution |
|---|---|---|---|---|
| 879310 | Plant O&M Cost Allocatn E&G-Credit | | ($1,008,163.32) | $1,008,163.32 |
| Total Transfers | | | **($1,008,163.32)** | **$1,008,163.32** |
| Net Contribution (use) of Unallocated General: 291404 | | | **($1,008,163.32)** | **$1,008,163.32** |

Report Package: Operating Ledger

report created by: Cats

Dec 4, 2007 3:42:57 PM

# BUDGET REPORT

Organization: 291405
Plant Costs Charged-SOM

Report Name: Budget Report by Account

Fiscal Year: 2007-08

| ACCOUNT | ACCOUNT_DESC | Revenue Dollars | Expense Dollars | Net Contribution |
|---|---|---|---|---|
| 879310 | Plant O&M Cost Allocatn E&G-Credit | | ($1,081,984.00) | $1,081,984.00 |
| Total Transfers | | | **($1,081,984.00)** | **$1,081,984.00** |
| Net Contribution (use) of Unallocated General: 291405 | | | **($1,081,984.00)** | **$1,081,984.00** |

Report Package: Operating Ledger
report created by: Cats

Dec 4, 2007 3:42:57 PM

# BUDGET REPORT

Organization: YT9513
Student Services Cost Recovery

Report Name: Budget Report by Account

Fiscal Year: 2007-08

| ACCOUNT | ACCOUNT_DESC | Revenue Dollars | Expense Dollars | Net Contribution |
|---|---|---|---|---|
| 878710 | Indirect Costs Aux-Credit | | ($44,107.00) | $44,107.00 |
| 879410 | Indirect Costs E&G-Credit | | ($110,919.00) | $110,919.00 |
| Total Transfers | | | **($155,026.00)** | **$155,026.00** |
| Net Contribution (use) of Unallocated General: YT9513 | | | **($155,026.00)** | **$155,026.00** |

Report Package: Operating Ledger
report created by: Cats

Dec 4, 2007 3:40:50 PM

# BUDGET REPORT

Organization: 291406

Report Name: Budget Report by Account

Student Services Costs Charged-Lake

Fiscal Year: 2007-08

| ACCOUNT | ACCOUNT_DESC | Revenue Dollars | Expense Dollars | Net Contribution |
|---|---|---|---|---|
| 878710 | Indirect Costs Aux-Credit | | ($44,107.00) | $44,107.00 |
| Total Transfers | | | **($44,107.00)** | **$44,107.00** |
| Net Contribution (use) of Unallocated General: 291406 | | | **($44,107.00)** | **$44,107.00** |

Report Package: Operating Ledger

report created by: Cats

Dec 4, 2007 3:42:57 PM

# BUDGET REPORT

Organization: 291407

Report Name: Budget Report by Account

Student Services Costs Charged-SOM

Fiscal Year: 2007-08

| ACCOUNT | ACCOUNT_DESC | Revenue Dollars | Expense Dollars | Net Contribution |
|---|---|---|---|---|
| 879410 | Indirect Costs E&G-Credit | | ($110,919.00) | $110,919.00 |
| Total Transfers | | | **($110,919.00)** | **$110,919.00** |
| Net Contribution (use) of Unallocated General: 291407 | | | **($110,919.00)** | **$110,919.00** |

Report Package: Operating Ledger

report created by: Cats

Dec 4, 2007 3:42:57 PM

# BUDGET REPORT

Organization: YT9516

Report Name: Budget Report by Account

Institutional Support Cost Recovery

Fiscal Year: 2007-08

| ACCOUNT | ACCOUNT_DESC | Revenue Dollars | Expense Dollars | Net Contribution |
|---|---|---|---|---|
| 878710 | Indirect Costs Aux-Credit | | ($1,023,851.00) | $1,023,851.00 |
| 879410 | Indirect Costs E&G-Credit | | ($1,759,949.00) | $1,759,949.00 |
| Total Transfers | | | **($2,783,800.00)** | **$2,783,800.00** |
| Net Contribution (use) of Unallocated General: YT9516 | | | **($2,783,800.00)** | **$2,783,800.00** |

Report Package: Operating Ledger

report created by: Cats

Dec 4, 2007 3:40:50 PM

# BUDGET REPORT

Organization: 291408

Institutional Support Charged-Aux

Report Name: Budget Report by Account

Fiscal Year: 2007-08

| ACCOUNT | ACCOUNT_DESC | Revenue Dollars | Expense Dollars | Net Contribution |
|---|---|---|---|---|
| 878710 | Indirect Costs Aux-Credit | | ($765,992.00) | $765,992.00 |
| Total Transfers | | | **($765,992.00)** | **$765,992.00** |
| Net Contribution (use) of Unallocated General: 291408 | | | **($765,992.00)** | **$765,992.00** |

Report Package: Operating Ledger

report created by: Cats

Dec 4, 2007 3:42:57 PM

# BUDGET REPORT

Organization: 291409

Report Name: Budget Report by Account

Institutional Support Charged-Lake

Fiscal Year: 2007-08

| ACCOUNT | ACCOUNT_DESC | Revenue Dollars | Expense Dollars | Net Contribution |
|---|---|---|---|---|
| 878710 | Indirect Costs Aux-Credit | | ($257,859.00) | $257,859.00 |
| Total Transfers | | | **($257,859.00)** | **$257,859.00** |
| Net Contribution (use) of Unallocated General: 291409 | | | **($257,859.00)** | **$257,859.00** |

Report Package: Operating Ledger

report created by: Cats

Dec 4, 2007 3:42:57 PM

# BUDGET REPORT

Organization: 291410
Institutional Support Charged-SOM

Report Name: Budget Report by Account

Fiscal Year: 2007-08

| ACCOUNT | ACCOUNT_DESC | Revenue Dollars | Expense Dollars | Net Contribution |
|---|---|---|---|---|
| 879410 | Indirect Costs E&G-Credit | | ($1,759,949.00) | $1,759,949.00 |
| Total Transfers | | | **($1,759,949.00)** | **$1,759,949.00** |
| Net Contribution (use) of Unallocated General: 291410 | | | **($1,759,949.00)** | **$1,759,949.00** |

Report Package: Operating Ledger
report created by: Cats

Dec 4, 2007 3:42:57 PM

# BUDGET REPORT

Organization: YT952
Other Miscellaneous

Report Name: Budget Report by Account

Fiscal Year: 2007-08

| ACCOUNT | ACCOUNT_DESC | Revenue Dollars | Expense Dollars | Net Contribution |
|---|---|---|---|---|
| 611100 | Unclassified-Contract | | $5,198.04 | ($5,198.04) |
| 612000 | Classified-Budget Pool | | $3,000.00 | ($3,000.00) |
| 614000 | Faculty-Budget Pool | | $198.00 | ($198.00) |
| 616000 | Student Wages-Budget Pool | | $200,000.00 | ($200,000.00) |
| **Total Personnel Services** | | | **$208,396.04** | **($208,396.04)** |
| 621100 | Staff Benefits-Unclassified | | $1,996.05 | ($1,996.05) |
| 622100 | Staff Benefits-Classified/Exmt Hrly | | $1,395.00 | ($1,395.00) |
| 625700 | Fee Waiver-Employee Dependents | | $475,000.00 | ($475,000.00) |
| **Total Benefits** | | | **$478,391.05** | **($478,391.05)** |
| 717000 | Budget Pool-Contracted Services | | $511,752.20 | ($511,752.20) |
| 740000 | Budget Pool-Travel | | $1,200.00 | ($1,200.00) |
| 750000 | Budget Pool-Info & Communications | | $94,562.06 | ($94,562.06) |
| 773000 | Budget Pool-Scholarships&Fellowshps | | $9,262,954.39 | ($9,262,954.39) |
| 777000 | Budget Pool-Other Miscellaneous | | $11,108,023.26 | ($11,108,023.26) |
| **Total Operation** | | | **$20,978,491.91** | **($20,978,491.91)** |
| 879800 | Debt Payment-MT-Debit | | $2,997,762.69 | ($2,997,762.69) |
| 879840 | Renewal & Replacement-Debit | | $340,844.00 | ($340,844.00) |
| 879860 | Auxiliary Support/Trsf-Debit | | $11,221,582.44 | ($11,221,582.44) |
| **Total Transfers** | | | **$14,560,189.13** | **($14,560,189.13)** |
| **Net Contribution (use) of Unallocated General: YT952** | | | **$36,225,468.13** | **($36,225,468.13)** |

Report Package: Operating Ledger
report created by: Cats

Dec 4, 2007 3:39:05 PM

# BUDGET REPORT

Organization: YT9521
Institutional Memberships

Report Name: Budget Report by Account

Fiscal Year: 2007-08

| ACCOUNT | ACCOUNT_DESC | Revenue Dollars | Expense Dollars | Net Contribution |
|---|---|---|---|---|
| 750000 | Budget Pool-Info & Communications | | $90,000.00 | ($90,000.00) |
| Total Operation | | | **$90,000.00** | **($90,000.00)** |
| Net Contribution (use) of Unallocated General: YT9521 | | | **$90,000.00** | **($90,000.00)** |

Report Package: Operating Ledger
report created by: Cats

Dec 4, 2007 3:40:50 PM

# BUDGET REPORT

Organization: 291412
Institutional Memberships

Report Name: Budget Report by Account

Fiscal Year: 2007-08

| ACCOUNT | ACCOUNT_DESC | Revenue Dollars | Expense Dollars | Net Contribution |
|---|---|---|---|---|
| 750000 | Budget Pool-Info & Communications | | $90,000.00 | ($90,000.00) |
| Total Operation | | | **$90,000.00** | **($90,000.00)** |
| Net Contribution (use) of Unallocated General: 291412 | | | **$90,000.00** | **($90,000.00)** |

Report Package: Operating Ledger
report created by: Cats

Dec 4, 2007 3:42:57 PM

# BUDGET REPORT

Organization: YT9522

Report Name: Budget Report by Account

Institutional Support Budget Pools

Fiscal Year: 2007-08

| ACCOUNT | ACCOUNT_DESC | Revenue Dollars | Expense Dollars | Net Contribution |
|---|---|---|---|---|
| 611100 | Unclassified-Contract | | $2,198.04 | ($2,198.04) |
| 614000 | Faculty-Budget Pool | | $198.00 | ($198.00) |
| **Total Personnel Services** | | | **$2,396.04** | **($2,396.04)** |
| 621100 | Staff Benefits-Unclassified | | $844.05 | ($844.05) |
| **Total Benefits** | | | **$844.05** | **($844.05)** |
| 717000 | Budget Pool-Contracted Services | | $332,111.20 | ($332,111.20) |
| 750000 | Budget Pool-Info & Communications | | $1,162.06 | ($1,162.06) |
| 773000 | Budget Pool-Scholarships&Fellowshps | | $1,345,191.39 | ($1,345,191.39) |
| 777000 | Budget Pool-Other Miscellaneous | | $11,125,023.26 | ($11,125,023.26) |
| **Total Operation** | | | **$12,803,487.91** | **($12,803,487.91)** |
| **Net Contribution (use) of Unallocated General: YT9522** | | | **$12,806,728.00** | **($12,806,728.00)** |

Report Package: Operating Ledger

report created by: Cats

Dec 4, 2007 3:40:50 PM

# BUDGET REPORT

Organization: 291414
Compensation Pool

Report Name: Budget Report by Account

Fiscal Year: 2007-08

| ACCOUNT | ACCOUNT_DESC | Revenue Dollars | Expense Dollars | Net Contribution |
|---|---|---|---|---|
| 717000 | Budget Pool-Contracted Services | | $934.20 | ($934.20) |
| 750000 | Budget Pool-Info & Communications | | $1,162.06 | ($1,162.06) |
| 777000 | Budget Pool-Other Miscellaneous | | ($121,022.64) | $121,022.64 |
| Total Operation | | | **($118,926.38)** | **$118,926.38** |
| Net Contribution (use) of Unallocated General: 291414 | | | **($118,926.38)** | **$118,926.38** |

Report Package: Operating Ledger
report created by: Cats

Dec 4, 2007 3:42:57 PM

# BUDGET REPORT

Organization: 291415

Report Name: Budget Report by Account

Banner Salary Reallocation/Backfill

Fiscal Year: 2007-08

| ACCOUNT | ACCOUNT_DESC | Revenue Dollars | Expense Dollars | Net Contribution |
|---|---|---|---|---|
| 611100 | Unclassified-Contract | | $2,198.04 | ($2,198.04) |
| **Total Personnel Services** | | | **$2,198.04** | **($2,198.04)** |
| 621100 | Staff Benefits-Unclassified | | $844.05 | ($844.05) |
| **Total Benefits** | | | **$844.05** | **($844.05)** |
| **Net Contribution (use) of Unallocated General: 291415** | | | **$3,042.09** | **($3,042.09)** |

Report Package: Operating Ledger

report created by: Cats

Dec 4, 2007 3:42:57 PM

# BUDGET REPORT

Organization: 291416
Financial Plan Reserve

Report Name: Budget Report by Account

Fiscal Year: 2007-08

| ACCOUNT | ACCOUNT_DESC | Revenue Dollars | Expense Dollars | Net Contribution |
|---|---|---|---|---|
| 773000 | Budget Pool-Scholarships&Fellowshps | | $964,479.00 | ($964,479.00) |
| 777000 | Budget Pool-Other Miscellaneous | | $4,184,066.00 | ($4,184,066.00) |
| Total Operation | | | **$5,148,545.00** | **($5,148,545.00)** |
| Net Contribution (use) of Unallocated General: 291416 | | | **$5,148,545.00** | **($5,148,545.00)** |

Report Package: Operating Ledger
report created by: Cats

Dec 4, 2007 3:42:57 PM

# BUDGET REPORT

Organization: 291418
Inflationary Adjustments

Report Name: Budget Report by Account

Fiscal Year: 2007-08

| ACCOUNT | ACCOUNT_DESC | Revenue Dollars | Expense Dollars | Net Contribution |
|---|---|---|---|---|
| 777000 | Budget Pool-Other Miscellaneous | | $1,250,000.00 | ($1,250,000.00) |
| Total Operation | | | **$1,250,000.00** | **($1,250,000.00)** |
| Net Contribution (use) of Unallocated General: 291418 | | | **$1,250,000.00** | **($1,250,000.00)** |

Report Package: Operating Ledger
report created by: Cats

Dec 4, 2007 3:42:57 PM

# BUDGET REPORT

Organization: 291419
Strategic Investments-Engagement

Report Name: Budget Report by Account

Fiscal Year: 2007-08

| ACCOUNT | ACCOUNT_DESC | Revenue Dollars | Expense Dollars | Net Contribution |
|---|---|---|---|---|
| 777000 | Budget Pool-Other Miscellaneous | | $882,215.00 | ($882,215.00) |
| Total Operation | | | **$882,215.00** | **($882,215.00)** |
| Net Contribution (use) of Unallocated General: 291419 | | | **$882,215.00** | **($882,215.00)** |

Report Package: Operating Ledger
report created by: Cats

Dec 4, 2007 3:42:57 PM

# BUDGET REPORT

Organization: 291420
Strategic Investments-Learning Expe

Report Name: Budget Report by Account

Fiscal Year: 2007-08

| ACCOUNT | ACCOUNT_DESC | Revenue Dollars | Expense Dollars | Net Contribution |
|---|---|---|---|---|
| 777000 | Budget Pool-Other Miscellaneous | | $1,300,000.00 | ($1,300,000.00) |
| Total Operation | | | **$1,300,000.00** | **($1,300,000.00)** |
| Net Contribution (use) of Unallocated General: 291420 | | | **$1,300,000.00** | **($1,300,000.00)** |

Report Package: Operating Ledger
report created by: Cats

Dec 4, 2007 3:42:57 PM

# BUDGET REPORT

Organization: 291421
Strategic Investments-Partnerships

Report Name: Budget Report by Account

Fiscal Year: 2007-08

| ACCOUNT | ACCOUNT_DESC | Revenue Dollars | Expense Dollars | Net Contribution |
|---|---|---|---|---|
| 777000 | Budget Pool-Other Miscellaneous | | $510,989.67 | ($510,989.67) |
| Total Operation | | | **$510,989.67** | **($510,989.67)** |
| Net Contribution (use) of Unallocated General: 291421 | | | **$510,989.67** | **($510,989.67)** |

Report Package: Operating Ledger
report created by: Cats

Dec 4, 2007 3:42:57 PM

# BUDGET REPORT

Organization: 291422

Report Name: Budget Report by Account

Base Budget Modification Pool

Fiscal Year: 2007-08

| ACCOUNT | ACCOUNT_DESC | Revenue Dollars | Expense Dollars | Net Contribution |
|---|---|---|---|---|
| 614000 | Faculty-Budget Pool | | $198.00 | ($198.00) |
| **Total Personnel Services** | | | **$198.00** | **($198.00)** |
| 717000 | Budget Pool-Contracted Services | | $331,177.00 | ($331,177.00) |
| 773000 | Budget Pool-Scholarships&Fellowshps | | $380,712.39 | ($380,712.39) |
| 777000 | Budget Pool-Other Miscellaneous | | $1,618,775.23 | ($1,618,775.23) |
| **Total Operation** | | | **$2,330,664.62** | **($2,330,664.62)** |
| **Net Contribution (use) of Unallocated General: 291422** | | | **$2,330,862.62** | **($2,330,862.62)** |

# BUDGET REPORT

Organization: 291438

Capital Needs Budget Pool

Report Name: Budget Report by Account

Fiscal Year: 2007-08

| ACCOUNT | ACCOUNT_DESC | Revenue Dollars | Expense Dollars | Net Contribution |
|---|---|---|---|---|
| 777000 | Budget Pool-Other Miscellaneous | | $1,500,000.00 | ($1,500,000.00) |
| Total Operation | | | **$1,500,000.00** | **($1,500,000.00)** |
| Net Contribution (use) of Unallocated General: 291438 | | | **$1,500,000.00** | **($1,500,000.00)** |

Report Package: Operating Ledger

report created by: Cats

Dec 4, 2007 3:42:57 PM

# BUDGET REPORT

Organization: YT9523
Institutional Support Other

Report Name: Budget Report by Account

Fiscal Year: 2007-08

| ACCOUNT | ACCOUNT_DESC | Revenue Dollars | Expense Dollars | Net Contribution |
|---|---|---|---|---|
| 611100 | Unclassified-Contract | | $3,000.00 | ($3,000.00) |
| 612000 | Classified-Budget Pool | | $3,000.00 | ($3,000.00) |
| **Total Personnel Services** | | | **$6,000.00** | **($6,000.00)** |
| 621100 | Staff Benefits-Unclassified | | $1,152.00 | ($1,152.00) |
| 622100 | Staff Benefits-Classified/Exmt Hrly | | $1,395.00 | ($1,395.00) |
| 625700 | Fee Waiver-Employee Dependents | | $475,000.00 | ($475,000.00) |
| **Total Benefits** | | | **$477,547.00** | **($477,547.00)** |
| 717000 | Budget Pool-Contracted Services | | $179,641.00 | ($179,641.00) |
| 740000 | Budget Pool-Travel | | $1,200.00 | ($1,200.00) |
| 750000 | Budget Pool-Info & Communications | | $3,400.00 | ($3,400.00) |
| 773000 | Budget Pool-Scholarships&Fellowshps | | $166,315.00 | ($166,315.00) |
| 777000 | Budget Pool-Other Miscellaneous | | ($17,000.00) | $17,000.00 |
| **Total Operation** | | | **$333,556.00** | **($333,556.00)** |
| 879800 | Debt Payment-MT-Debit | | $2,997,762.69 | ($2,997,762.69) |
| 879840 | Renewal & Replacement-Debit | | $340,844.00 | ($340,844.00) |
| 879860 | Auxiliary Support/Trsf-Debit | | $11,221,582.44 | ($11,221,582.44) |
| **Total Transfers** | | | **$14,560,189.13** | **($14,560,189.13)** |
| **Net Contribution (use) of Unallocated General: YT9523** | | | **$15,377,292.13** | **($15,377,292.13)** |

Report Package: Operating Ledger
report created by: Cats

Dec 4, 2007 3:40:50 PM

# BUDGET REPORT

Organization: 291423

Report Name: Budget Report by Account

Unclassified Staff Advisory Council

Fiscal Year: 2007-08

| ACCOUNT | ACCOUNT_DESC | Revenue Dollars | Expense Dollars | Net Contribution |
|---|---|---|---|---|
| 611100 | Unclassified-Contract | | $3,000.00 | ($3,000.00) |
| **Total Personnel Services** | | | **$3,000.00** | **($3,000.00)** |
| 621100 | Staff Benefits-Unclassified | | $1,152.00 | ($1,152.00) |
| **Total Benefits** | | | **$1,152.00** | **($1,152.00)** |
| 740000 | Budget Pool-Travel | | $1,200.00 | ($1,200.00) |
| 750000 | Budget Pool-Info & Communications | | $1,100.00 | ($1,100.00) |
| **Total Operation** | | | **$2,300.00** | **($2,300.00)** |
| **Net Contribution (use) of Unallocated General: 291423** | | | **$6,452.00** | **($6,452.00)** |

Report Package: Operating Ledger

report created by: Cats

Dec 4, 2007 3:42:57 PM

# BUDGET REPORT

Organization: 291424

Report Name: Budget Report by Account

Classified Staff Advisory Council

Fiscal Year: 2007-08

| ACCOUNT | ACCOUNT_DESC | Revenue Dollars | Expense Dollars | Net Contribution |
|---|---|---|---|---|
| 612000 | Classified-Budget Pool | | $3,000.00 | ($3,000.00) |
| **Total Personnel Services** | | | **$3,000.00** | **($3,000.00)** |
| 622100 | Staff Benefits-Classified/Exmt Hrly | | $1,395.00 | ($1,395.00) |
| **Total Benefits** | | | **$1,395.00** | **($1,395.00)** |
| 750000 | Budget Pool-Info & Communications | | $2,300.00 | ($2,300.00) |
| **Total Operation** | | | **$2,300.00** | **($2,300.00)** |
| **Net Contribution (use) of Unallocated General: 291424** | | | **$6,695.00** | **($6,695.00)** |

Report Package: Operating Ledger

report created by: Cats

Dec 4, 2007 3:42:57 PM

# BUDGET REPORT

Organization: 291425
Nutter Center R&R & Debt Svc

Report Name: Budget Report by Account

Fiscal Year: 2007-08

| ACCOUNT | ACCOUNT_DESC | Revenue Dollars | Expense Dollars | Net Contribution |
|---|---|---|---|---|
| 879800 | Debt Payment-MT-Debit | | $1,092,275.06 | ($1,092,275.06) |
| 879840 | Renewal & Replacement-Debit | | $340,844.00 | ($340,844.00) |
| Total Transfers | | | **$1,433,119.06** | **($1,433,119.06)** |
| Net Contribution (use) of Unallocated General: 291425 | | | **$1,433,119.06** | **($1,433,119.06)** |

Report Package: Operating Ledger
report created by: Cats

Dec 4, 2007 3:42:57 PM

# BUDGET REPORT

Organization: 291426
E&G Support to Auxiliaries

Report Name: Budget Report by Account

Fiscal Year: 2007-08

| ACCOUNT | ACCOUNT_DESC | Revenue Dollars | Expense Dollars | Net Contribution |
|---|---|---|---|---|
| 879860 | Auxiliary Support/Trsf-Debit | | $11,221,582.44 | ($11,221,582.44) |
| Total Transfers | | | **$11,221,582.44** | **($11,221,582.44)** |
| Net Contribution (use) of Unallocated General: 291426 | | | **$11,221,582.44** | **($11,221,582.44)** |

Report Package: Operating Ledger
report created by: Cats

Dec 4, 2007 3:42:57 PM

# BUDGET REPORT

Organization: 291427
Dependent Fee Waivers

Report Name: Budget Report by Account

Fiscal Year: 2007-08

| ACCOUNT | ACCOUNT_DESC | Revenue Dollars | Expense Dollars | Net Contribution |
|---|---|---|---|---|
| 625700 | Fee Waiver-Employee Dependents | | $475,000.00 | ($475,000.00) |
| Total Benefits | | | **$475,000.00** | **($475,000.00)** |
| Net Contribution (use) of Unallocated General: 291427 | | | **$475,000.00** | **($475,000.00)** |

Report Package: Operating Ledger
report created by: Cats

Dec 4, 2007 3:42:57 PM

# BUDGET REPORT

Organization: 291428
Senior Citizens Fee Waivers

Report Name: Budget Report by Account

Fiscal Year: 2007-08

| ACCOUNT | ACCOUNT_DESC | Revenue Dollars | Expense Dollars | Net Contribution |
|---|---|---|---|---|
| 773000 | Budget Pool-Scholarships&Fellowshps | | $166,315.00 | ($166,315.00) |
| Total Operation | | | **$166,315.00** | **($166,315.00)** |
| Net Contribution (use) of Unallocated General: 291428 | | | **$166,315.00** | **($166,315.00)** |

Report Package: Operating Ledger
report created by: Cats

Dec 4, 2007 3:42:57 PM

# BUDGET REPORT

Organization: 291430
Electrical Substation Debt

Report Name: Budget Report by Account

Fiscal Year: 2007-08

| ACCOUNT | ACCOUNT_DESC | Revenue Dollars | Expense Dollars | Net Contribution |
|---|---|---|---|---|
| 879800 | Debt Payment-MT-Debit | | $128,025.13 | ($128,025.13) |
| Total Transfers | | | **$128,025.13** | **($128,025.13)** |
| Net Contribution (use) of Unallocated General: 291430 | | | **$128,025.13** | **($128,025.13)** |

Report Package: Operating Ledger
report created by: Cats

Dec 4, 2007 3:42:57 PM

# BUDGET REPORT

Organization: 291431
SDA-University

Report Name: Budget Report by Account

Fiscal Year: 2007-08

| ACCOUNT | ACCOUNT_DESC | Revenue Dollars | Expense Dollars | Net Contribution |
|---|---|---|---|---|
| 717000 | Budget Pool-Contracted Services | | $179,641.00 | ($179,641.00) |
| 777000 | Budget Pool-Other Miscellaneous | | ($17,000.00) | $17,000.00 |
| Total Operation | | | **$162,641.00** | **($162,641.00)** |
| Net Contribution (use) of Unallocated General: 291431 | | | **$162,641.00** | **($162,641.00)** |

Report Package: Operating Ledger
report created by: Cats

Dec 4, 2007 3:42:57 PM

# BUDGET REPORT

Organization: 291439
Science Debt

Report Name: Budget Report by Account

Fiscal Year: 2007-08

| ACCOUNT | ACCOUNT_DESC | Revenue Dollars | Expense Dollars | Net Contribution |
|---|---|---|---|---|
| 879800 | Debt Payment-MT-Debit | | $878,150.00 | ($878,150.00) |
| Total Transfers | | | **$878,150.00** | **($878,150.00)** |
| Net Contribution (use) of Unallocated General: 291439 | | | **$878,150.00** | **($878,150.00)** |

Report Package: Operating Ledger
report created by: Cats

Dec 4, 2007 3:42:57 PM

# BUDGET REPORT

Organization: 291440

Report Name: Budget Report by Account

Enterprise Resource Planning Debt

Fiscal Year: 2007-08

| ACCOUNT | ACCOUNT_DESC | Revenue Dollars | Expense Dollars | Net Contribution |
|---|---|---|---|---|
| 879800 | Debt Payment-MT-Debit | | $899,312.50 | ($899,312.50) |
| Total Transfers | | | **$899,312.50** | **($899,312.50)** |
| Net Contribution (use) of Unallocated General: 291440 | | | **$899,312.50** | **($899,312.50)** |

Report Package: Operating Ledger

report created by: Cats

Dec 4, 2007 3:42:57 PM

# BUDGET REPORT

Organization: YT9524
General Scholarships

Report Name: Budget Report by Account

Fiscal Year: 2007-08

| ACCOUNT | ACCOUNT_DESC | Revenue Dollars | Expense Dollars | Net Contribution |
|---|---|---|---|---|
| 773000 | Budget Pool-Scholarships&Fellowshps | | $7,751,448.00 | ($7,751,448.00) |
| Total Operation | | | **$7,751,448.00** | **($7,751,448.00)** |
| Net Contribution (use) of Unallocated General: YT9524 | | | **$7,751,448.00** | **($7,751,448.00)** |

Report Package: Operating Ledger
report created by: Cats

Dec 4, 2007 3:40:50 PM

# BUDGET REPORT

Organization: 291433
Scholarships

Report Name: Budget Report by Account

Fiscal Year: 2007-08

| ACCOUNT | ACCOUNT_DESC | Revenue Dollars | Expense Dollars | Net Contribution |
|---|---|---|---|---|
| 773000 | Budget Pool-Scholarships&Fellowshps | | $6,439,627.00 | ($6,439,627.00) |
| Total Operation | | | **$6,439,627.00** | **($6,439,627.00)** |
| Net Contribution (use) of Unallocated General: 291433 | | | **$6,439,627.00** | **($6,439,627.00)** |

Report Package: Operating Ledger
report created by: Cats

Dec 4, 2007 3:42:57 PM

# BUDGET REPORT

Organization: 291435
Graduate Council Scholars

Report Name: Budget Report by Account

Fiscal Year: 2007-08

| ACCOUNT | ACCOUNT_DESC | Revenue Dollars | Expense Dollars | Net Contribution |
|---|---|---|---|---|
| 773000 | Budget Pool-Scholarships&Fellowshps | | $143,865.00 | ($143,865.00) |
| Total Operation | | | **$143,865.00** | **($143,865.00)** |
| Net Contribution (use) of Unallocated General: 291435 | | | **$143,865.00** | **($143,865.00)** |

Report Package: Operating Ledger
report created by: Cats

Dec 4, 2007 3:42:57 PM

# BUDGET REPORT

Organization: 291436

Report Name: Budget Report by Account

Other Institutional Support-Loan Fd

Fiscal Year: 2007-08

| ACCOUNT | ACCOUNT_DESC | Revenue Dollars | Expense Dollars | Net Contribution |
|---|---|---|---|---|
| 773000 | Budget Pool-Scholarships&Fellowshps | | $900,000.00 | ($900,000.00) |
| Total Operation | | | **$900,000.00** | **($900,000.00)** |
| Net Contribution (use) of Unallocated General: 291436 | | | **$900,000.00** | **($900,000.00)** |

Report Package: Operating Ledger

report created by: Cats

Dec 4, 2007 3:42:57 PM

# BUDGET REPORT

Organization: 291437

Report Name: Budget Report by Account

WSU Matching Federal Financial Aid

Fiscal Year: 2007-08

| ACCOUNT | ACCOUNT_DESC | Revenue Dollars | Expense Dollars | Net Contribution |
|---|---|---|---|---|
| 773000 | Budget Pool-Scholarships&Fellowshps | | $267,956.00 | ($267,956.00) |
| Total Operation | | | **$267,956.00** | **($267,956.00)** |
| Net Contribution (use) of Unallocated General: 291437 | | | **$267,956.00** | **($267,956.00)** |

Report Package: Operating Ledger

report created by: Cats

Dec 4, 2007 3:42:57 PM

# BUDGET REPORT

Organization: YT9525
Workstudy Support

Report Name: Budget Report by Account

Fiscal Year: 2007-08

| ACCOUNT | ACCOUNT_DESC | Revenue Dollars | Expense Dollars | Net Contribution |
|---|---|---|---|---|
| 616000 | Student Wages-Budget Pool | | $200,000.00 | ($200,000.00) |
| Total Personnel Services | | | **$200,000.00** | **($200,000.00)** |
| Net Contribution (use) of Unallocated General: YT9525 | | | **$200,000.00** | **($200,000.00)** |

Report Package: Operating Ledger
report created by: Cats

Dec 4, 2007 3:40:50 PM

# BUDGET REPORT

Organization: 291450

College Workstudy Program-Gen Suppt

Report Name: Budget Report by Account

Fiscal Year: 2007-08

| ACCOUNT | ACCOUNT_DESC | Revenue Dollars | Expense Dollars | Net Contribution |
|---|---|---|---|---|
| 616000 | Student Wages-Budget Pool | | $200,000.00 | ($200,000.00) |
| Total Personnel Services | | | **$200,000.00** | **($200,000.00)** |
| Net Contribution (use) of Unallocated General: 291450 | | | **$200,000.00** | **($200,000.00)** |

Report Package: Operating Ledger

report created by: Cats

Dec 4, 2007 3:42:57 PM