

Changing iPhone's Email Password

Every 120 days, you must change your password within the WINGS system. If you use an iPhone or iPod Touch you need to change the password that is saved within the email application.

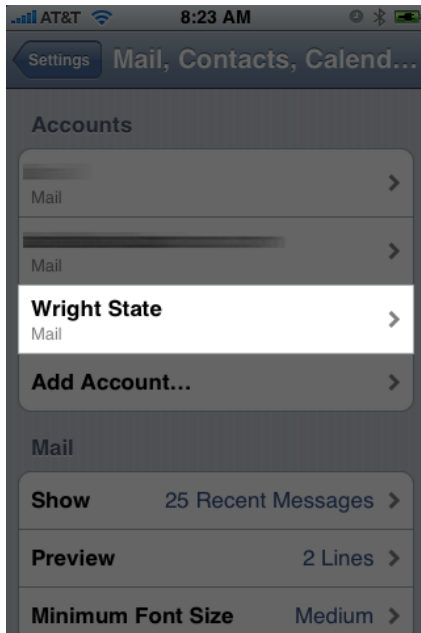
1. Tap the **Settings** icon.



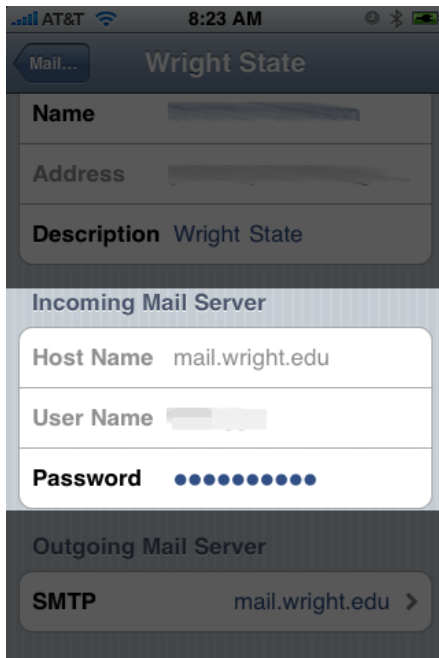
2. Tap **Mail, Contacts, Calendars**.



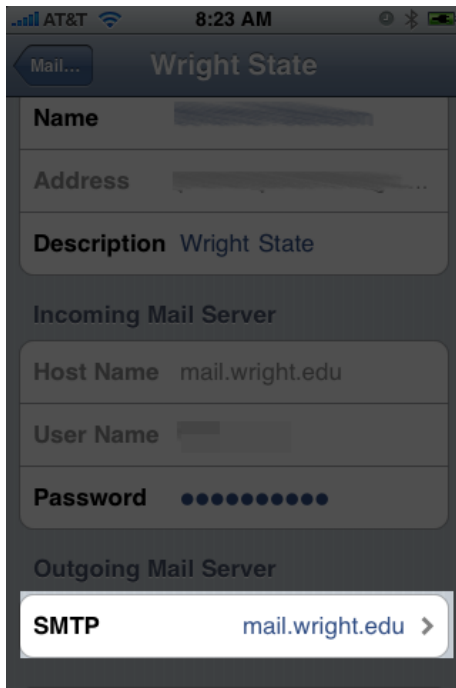
3. Select your Wright State account. (Note: the title of the option may be different on your device)



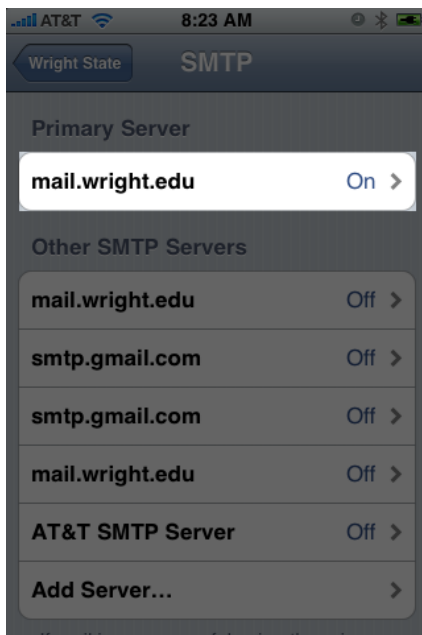
4. In the **Incoming Mail Server** section, enter your new password into the **Password** field.



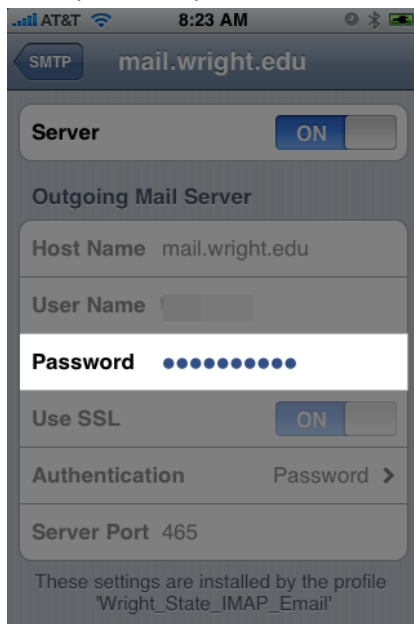
5. Within the same screen, select the **SMTP** server within the **Outgoing Mail Server** section.



6. Select the **mail.wright.edu** server.



7. Enter your new password into the **Password** field within the **Outgoing Mail Server** section.



8. You should now be able to send and receive your email.